

GTEA: Inductive Representation Learning on Temporal Interaction Graphs via Temporal Edge Aggregation

Siyue Xie^{1*}, Yiming Li^{1*}, Da Sun Handason Tam¹, Xiaxin Liu², Qiufang Ying², Wing Cheong Lau¹, Dah Ming Chiu¹, and Shouzhi Chen²

¹ The Chinese University of Hong Kong

² Tencent Technology Co.Ltd

Abstract. In this paper, we propose the Graph Temporal Edge Aggregation (GTEA) framework for inductive learning on Temporal Interaction Graphs (TIGs). Different from previous works, GTEA models the temporal dynamics of interaction sequences in the continuous-time space and simultaneously takes advantage of both rich node and edge/ interaction attributes in the graph. Concretely, we integrate a sequence model with a time encoder to learn pairwise interactional dynamics between two adjacent nodes. This helps capture complex temporal interactional patterns of a node pair along the history, which generates edge embeddings that can be fed into a GNN backbone. By aggregating features of neighboring nodes and the corresponding edge embeddings, GTEA jointly learns both topological and temporal dependencies of a TIG. In addition, a sparsity-inducing self-attention scheme is incorporated for neighbor aggregation, which highlights more important neighbors and suppresses trivial noises for GTEA. By jointly optimizing the sequence model and the GNN backbone, GTEA learns more comprehensive node representations capturing both temporal and graph structural characteristics. Extensive experiments on five large-scale real-world datasets demonstrate the superiority of GTEA over other inductive models.

Keywords: Edge Embedding · Graph Neural Networks · Self-attention · Temporal Dynamics Modeling · Temporal Interaction Graphs.

1 Introduction

Representation learning on temporal graphs is a hot topic in the community of graph learning, where researchers have devoted to mining temporal correlations from graphs and achieve great successes across different domains [6, 10, 15, 31]. However, many methods [14, 30] only work for a fixed topology (transductive settings), while in product scenarios, a temporal graph usually evolves as new nodes/ edges added, which requires a model to work inductively. Therefore, in this work, we focus on the inductive learning on Temporal Interaction Graphs

* Equal contributions.

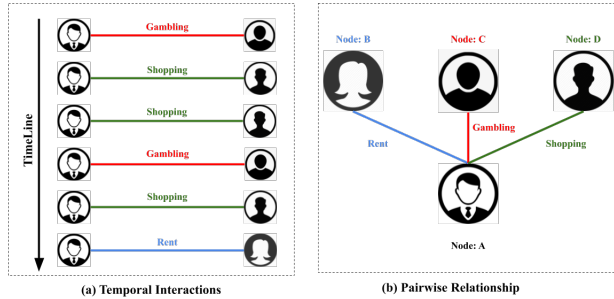


Fig. 1. Motivations of capturing pairwise relationships: there are different kind of interaction between nodes in TIG, e.g., node A behaves normally with node B and D , while conducting (illicit) gambling activities (what we are interested in) with node C .

(TIGs), where each edge includes all interaction records between two nodes over the history. Applications on TIGs are common in real-world environments, such as recommendation systems [11], social network analytics [9, 18], etc.

Although researchers have made substantial advances in processing temporal graphs, it is still challenging to learn discriminative and fine-grained embeddings for TIGs. Previous works commonly preprocess a temporal graph by compressing time-related records within a regular time interval, which yields a spatial-temporal graph with multiple snapshots. However, interactions/ events in TIGs usually occur irregularly along time. Such snapshots are coarse approximations of temporal interactions and resulting in great losses of fine-grained temporal patterns, which prevents spatial-temporal methods [10, 21, 28] from being generalized to TIGs. Some works [14, 27] circumvent such a drawback by grouping all interactions associated with a node to form a consecutive time series for temporal dynamics analyses. Although it preserves the time granularity of interactions, it mixes the temporal behaviors of different neighbors of a node and sometimes obfuscates some explicit temporal relationships between two nodes. Instead, modeling the interaction dynamics between a pair of adjacent nodes can be more helpful to capture temporal relation patterns from TIGs. As the example in Fig. 1, a gambler involves in many interactions, but abnormal behaviors can be readily captured by the pairwise interaction dynamics between node A and C , which in turn, helps identify the roles or illicit activities of these nodes.

Another drawback of previous works is that the edge information is usually underestimated or even ignored for graph learning. However, one should expect that edges carry rich interactional information of TIGs, which can be instrumental in the learning process. Following this intuition, some works [2, 20] take edge information into account by concatenating both node and edge features for neighborhood aggregations. Others try to distinguish important connections by introducing dense attention mechanism [19, 25, 29]. However, naive feature concatenations can be inferior for learning. Dense attention inevitably introduces

noises during aggregation, which may overwhelm critical information in some tasks where only few neighbors are of interests (e.g., anomaly detection).

To handle the aforementioned challenges, we propose **Graph Temporal Edge Aggregation (GTEA)** for inductive representation learning on TIGs based on Graph Neural Networks (GNN). Different from previous works, we present a new perspective to deal with TIGs. Instead of partitioning a temporal graph into multiple snapshots or grouping all related interactions of a target node to form a time series, we propose to mine pairwise interaction patterns from edges. Specifically, we adapt a sequence model (e.g., LSTM [5] or Transformer [24]) to mine the temporal interaction dynamics between two adjacent nodes. This helps capture complex interactional patterns of a node pair over the history. In addition, we integrate a time-encoding scheme [13] with the sequence model, enabling GTEA to learn continuous and irregular time patterns for interaction events. To jointly learn topological dependencies and temporal dynamics, we utilize a GNN to capture the relationships among nodes, where embeddings outputted by the sequence model are taken as edge features and incorporated into the neighborhood aggregation process. Furthermore, we adapt a sparsity-inducing attention mechanism to augment the aggregation, which refines neighborhood information by filtering out noises raised by unimportant neighbors. By training GTEA in an end-to-end manner, all modules can be jointly optimized, which yields discriminative node representations for downstream tasks. Extensive experiments are conducted on five real-world datasets across different tasks, where results demonstrate the superiority of GTEA over other inductive models. The contributions of our work are summarized as follows:

- We present a novel perspective for modeling TIGs, which helps capture fine-grained interaction patterns from node pairs.
- We propose a general framework, GTEA, for inductive learning on TIGs, which yields discriminative node representations for downstream tasks.
- We conduct extensive experiments on five large-scale datasets. Experimental results demonstrate the great effectiveness of GTEA.

2 Related works

2.1 Temporal Dynamics Modeling on Graph-structured Data

Temporal graphs are ubiquitous in real-world scenarios, which motivates researchers to extend the target from learning from static graphs to the temporal domain [14–16]. A common way is to form multiple static graph snapshots to approximate the time-continuous temporal graph [10, 21, 28]. However, critical details, e.g., the time granularity of interactions in TIGs, may lose in the simplification process. Instead of learning from snapshots, [22, 23, 31] learn node representations using temporal point process. [9, 11, 18, 30] progressively update node embeddings as a new event/ interaction occurs. TGAT [27] adopts a time-encoder with self-attention to aggregate interactions of neighbors. However, many of above models only work for transductive tasks, which restricts

their generalization ability. Node embeddings updated event-by-event may be biased by noises and lose focus on the information of interest, e.g., the rare gambling activities as shown in Figure 1. Although TGAT adopts attention on different interactions, it lumps all and may fail to distinguish the interactions of the same instance, e.g., in Figure 1, there are two different gambling interactions but both are with node C . Different from previous methods, GTEA attempts to inductively model the temporal dynamics by looking at the complete interaction history between each pair of adjacent nodes, which enables it to capture specific and fine-grained mutual interaction patterns. We make more discussions and comparisons in Appendix 1¹.

2.2 Representation Learning on Graphs with Edge Features

Edges are natural reflections of relationships among instances but the information they carried is usually underestimated. Therefore, some pioneers propose to mine from edges to enhance a model, e.g., ECCConv [20] attempts to generate a set of edge-specific weights for Graph Convolutional Networks (GCN), while EGNN [2] constructs a weighted graph for each edge features’ dimension. EdgeConv [26] and AttE2Vec [1] learns edge features to describe relationships between adjacent nodes. Instead of learning from an edge directly, CensNet [7] converts a original graph into a line graph, where edges are mapped as nodes in the new graph. Motivated by previous works, GTEA is extended to learn from edges in the temporal domain by modeling the mutual interaction dynamics, which improves the model performance and node representation power.

3 Proposed Methods

3.1 Problem Formulation

A **Temporal Interaction Graph** (TIG) is an attributed graph $\mathcal{G} = (\mathcal{V}, \mathcal{E})$ where \mathcal{V} is a set with N nodes and \mathcal{E} a set with M edges. A node u is associated with features $\mathbf{x}_u \in \mathbb{R}^{D_N}$, while an edge between u and v corresponds to a sequence of interaction events, denoted as $\{\mathbf{e}_{uv}^k = (t_{uv}^k, \mathbf{f}_{uv}^k); k = 1, 2, \dots, S_{uv}\}$, where t_{uv}^k is the time stamp of the k -th event, $\mathbf{f}_{uv}^k \in \mathbb{R}^{D_E}$ the interaction features and S_{uv} the length of the sequence. Given the interaction history, the goal of GTEA is to learn discriminative node representations, which can be used in downstream tasks such as node classifications or future link predictions.

3.2 Overview of GTEA

The architecture of GTEA is shown in Figure 2. In TIGs, interaction events occur between two nodes from time to time, which motivates us to mine fine-grained interaction patterns from pairwise events. Targeting on this goal, GTEA utilizes a sequence model to learn the dynamics of pairwise interactions to represent

¹ Appendix can be found in: <https://github.com/xslanglely/GTEA>

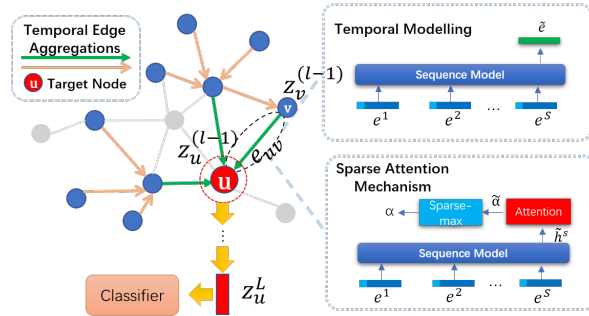


Fig. 2. The framework of GTEA, where a sequence model enhanced by a time-encoder is proposed to learn embeddings for edges. The learned edge embeddings will be aggregated together with node attributes by the GNN backbone with a sparse attention mechanism, which helps yields discriminative node embeddings.

edges. An additional time-encoder is further introduced to capture irregular temporal patterns. Learned edge embeddings are fed into a GNN, along with a sparse-inducing attention mechanism for neighbor aggregations, which jointly captures both topological and time-related dependencies among nodes. With these designs, GTEA is able to yield discriminative representations for TIGs.

3.3 Learning Edge Embeddings for Interaction Sequences

Interaction Dynamics Modeling with Sequence Models In TIGs, the types of interactions of a node involved can vary greatly with different neighbors. However, interaction patterns of two specific nodes are usually consistent even as time goes. Therefore, it is more reasonable to model the interaction behaviours edge-by-edge instead of mixing all interactions from different neighbors. Given the interaction history $[e_{uv}^1, \dots, e_{uv}^{S_{uv}}]$ of edge (u, v) , we adopt a sequence model $Enc_i(\cdot)$ to learn the interaction dynamics as follows:

$$\tilde{e}_{uv} = Enc_i([e_{uv}^1, \dots, e_{uv}^{S_{uv}}]), \tag{1}$$

where $Enc_i(\cdot)$ indicates the interaction encoder and \tilde{e}_{uv} is the edge embedding to represent the interaction sequence. In our experiments, we implement $Enc_i(\cdot)$ by LSTM [5] and Transformer [24]. In LSTM, we represent \tilde{e}_{uv} by the hidden output of the last time unit. As for Transformer, an interaction is correlated with all other interactions following self-attention. Therefore, it is sufficient for us to represent \tilde{e}_{uv} by the embedding with respect to the last interaction. In this way, interactions of the same node pair can be completely reviewed by the sequence model, which helps capture specific interactional patterns for any two connected nodes. More technical details refer to Appendix 2.1.

Edge Feature Enhancement with Time Encoding Sequence models implicitly assume the time gap between consecutive inputs is regular along the timeline, while interactions happened in TIGs do not follow. Therefore, to capture

more complex time-related interaction patterns, we enhance GTEA by integrating $Enc_i(\cdot)$ with a time-encoder, which is adapted from Time2Vec (**T2V**) [13]. Specifically, for any given time t , a time embedding $\tau(t) \in \mathbb{R}^{l+1}$ can be generated through:

$$\tau(t)[i] = \begin{cases} \omega_i t + \varphi_i, & \text{if } i = 0. \\ \cos(\omega_i t + \varphi_i), & \text{if } 1 \leq i \leq l, \end{cases} \quad (2)$$

where ω_i and φ_i are trainable parameters. We append the time embedding to the raw features of each interaction, denoted by $\hat{\mathbf{e}}_{uv}^k = (\tau(t_{uv}^k), \mathbf{f}_{uv}^k)$. The enhanced edge embedding can therefore be formulated as:

$$\tilde{\mathbf{e}}_{uv} = Enc_i([\hat{\mathbf{e}}_{uv}^1, \dots, \hat{\mathbf{e}}_{uv}^{S_{uv}}]). \quad (3)$$

The time embedding inherits some good properties of Random Fourier Features (RFF) [17], which enables GTEA to capture more fine-grained temporal behaviours, e.g., time periodicity. Detailed analyses refer to Appendix 2.2.

3.4 Representation Learning with Temporal Edge Aggregation

Sparsity-Inducing Attention for Neighbors Filtering Common GNN models learn mutual relationships by iteratively aggregating neighborhood information of a target node. To distinguish important nodes in aggregations, dense attention [25] is usually applied to calculate an attentive weight for each neighbor. However, in real-world tasks for TIGs, e.g., anomaly detection in mobile payment networks, the target node can interact with a large number of neighbors but only few of them are of interest. In this case, considerable noisy neighbors, who are assigned small but non-zero attentive weights, can overwhelm the few important, which degrades the representative power of the learned node embeddings.

With this concern, we propose a sparse attention strategy, motivated by [12], for GTEA to enhance neighbor aggregations. The operations are formulated as:

$$\tilde{\alpha}_{uv} = \mathbf{a}^\top \mathbf{h}_{uv}, \quad \mathbf{h}_{uv} = Enc_a([\hat{\mathbf{e}}_{uv}^1, \dots, \hat{\mathbf{e}}_{uv}^{S_{uv}}]), \quad (4)$$

$$\boldsymbol{\alpha}_{u\cdot} = \text{Sparse}(\tilde{\boldsymbol{\alpha}}_{u\cdot}), \quad (5)$$

where $Enc_a(\cdot)$ maps the interaction sequence of (u, v) to the hidden space, \mathbf{a} is a trainable weight vector, $\boldsymbol{\alpha}_{u\cdot}$ is the attentive weight vector for all neighbors of node u . In experiments, we align $Enc_a(\cdot)$ with $Enc_i(\cdot)$ but keep independent parameters. $\text{Sparse}(\cdot)$ is a sparsification operator (details refer to Appendix 2.3). The key idea of $\text{Sparse}(\cdot)$ is to truncate the input by a dynamic threshold. It induces GTEA to learn sparse but normalized attentive weights $\boldsymbol{\alpha}_{u\cdot}$ for neighbors. This forces the model to distinguish the few important neighbors and discard the trivial mass, which refines the information for neighbor aggregations.

Neighbors Aggregation with Temporal Edge Embeddings With the sparse attention mechanism, neighbors can be selectively aggregated. In addition, we incorporate learned edge embeddings into aggregation. But instead of

simply concatenating node and edge embeddings as the input to the aggregator [27, 30], we propose a new method to correlate node and edge information:

$$\mathbf{z}_{\mathcal{N}(u)}^{(l)} = \sum_{v \in \mathcal{N}(u)} \alpha_{uv} \text{MLP}_1([\mathbf{z}_v^{(l-1)} || \tilde{\mathbf{e}}_{uv}]), \quad (6)$$

$$\mathbf{z}_u^{(l)} = \text{MLP}_2([\mathbf{z}_u^{(l-1)} || \mathbf{z}_{\mathcal{N}(u)}^{(l)}]), \quad (7)$$

where $\mathbf{z}_u^{(l-1)}$ is the node embedding of u in the $(l-1)$ -th layer, $\mathcal{N}(u)$ is the neighbors set of u and $\text{MLP}_1(\cdot)$ and $\text{MLP}_2(\cdot)$ are multi-layer perceptrons (MLP), which enables GTEA to fuse features from different latent spaces. The introduction of edge embeddings forces GTEA to correlate both temporal and topological dependencies in a TIG and therefore learn more comprehensive and discriminative node representations. We prove that Equ 6 has more powerful representation ability than the naive concatenation operator. Details refer to Appendix 2.4.

3.5 Model Training for Different Graph-related Tasks

By iteratively stacking L GNN layers, GTEA can generate node embeddings with high-level semantics for downstream tasks. In this work, we focus on two tasks: node classifications and future link predictions. For node classifications, the category probability vector is computed based on:

$$\mathbf{y}_u = \text{Softmax}(\text{MLP}_3(\mathbf{z}_u^{(L)})). \quad (8)$$

For future link predictions, we predict the probability of a future link between u and v by:

$$y_{uv} = \text{Sigmoid}(\mathbf{z}_u^{(L)\top} \mathbf{z}_v^{(L)}). \quad (9)$$

GTEA can then be trained in an end-to-end manner by cross-entropy loss. The steps to train GTEA are summarized in Algorithm 2 in the appendix. Different from some previous works [3, 30], GTEA does not need to maintain a memory to update embeddings, which enables it to work for real-world inductive tasks.

4 Experiments

4.1 Experimental Setup

Datasets In our experiments, we formulate node classification as a task to identify illicit users/ nodes. We evaluate GTEA on a payment dataset, denoted as Mobile-Pay, which is provided by a major mobile payment provider. We additionally assess GTEA on two Ethereum phishing datasets ² with different scales, denoted as Phish-L(arge) and Phish-S(mall). For future link predictions, we use Wikipedia and Reddit datasets [9] evaluation. *Note that we align all other four*

² Raw data: <https://www.kaggle.com/xblock/ethereum-phishing-transaction-network>

Table 1. Experimental Results of Node Classifications and Future Link Predictions

Tasks	Node Classifications						Future Link Predictions			
Datasets	Mobile-Pay		Phish-S		Phish-L		Wikipedia		Reddit	
Model	Acc	F1	Acc	F1	Acc	F1	Acc	F1	Acc	F1
GCN	0.7481	0.7480	0.9077	0.9077	0.9298	0.8683	0.6472	0.6259	0.5369	0.4285
GraphSAGE	0.7474	0.7472	0.9405	0.9405	0.9753	0.9569	0.5986	0.5953	0.6424	0.6334
GAT	0.7265	0.7264	0.9405	0.9405	0.9631	0.9375	0.6167	0.5975	0.6396	0.6252
ECCConv	0.7399	0.7399	0.9554	0.9559	0.9700	0.9480	0.6426	0.6424	0.6232	0.6219
EGNN	0.7549	0.7538	0.9479	0.9477	0.9659	0.9393	0.6401	0.6259	0.5484	0.4406
TGAT	0.7212	0.7212	0.9673	0.9673	0.9740	0.9559	0.7253	0.7256	0.8418	0.8414
GTEA _{HE}	0.7519	0.7516	0.9673	0.9673	0.9777	0.9615	0.6169	0.6123	0.6515	0.6495
GTEA _L	0.7848	0.7847	0.9836	0.9836	0.9805	0.9668	0.7988	0.7981	0.8809	0.8807
GTEA _L +T	0.7990	0.7990	0.9777	0.9777	0.9789	0.9640	0.8149	0.8145	0.885	0.8849
GTEA _{TX}	0.7676	0.7670	0.9851	0.9851	0.9801	0.9658	0.7841	0.7832	0.8865	0.8864
GTEA _{TX} +T	0.7758	0.7758	0.9792	0.9792	0.9769	0.9603	0.7869	0.7864	0.8747	0.8746

datasets’ setting with Mobile-Pay to follow the product scenarios. Thus, our results may not be directly compared with the numbers reported in other works.

More details and statistics of dataset splits refer to Appendix 3.1.

Compared Methods We compare GTEA with different methods, including GNN baselines (GCN [8], GraphSAGE [4] and GAT [25]), edge-feature-involved methods (ECCConv [20] and EGNN [2]) and a state-of-the-art temporal graph learning model (TGAT [27]). We also implement a GTEA variant, denoted as GTEA_{HE}, by replacing the learned edge embedding with handcrafted edge features. *Note that we mainly focus on the methods applicable to Mobile-Pay, i.e., can learn the overall status of all past interactions. Therefore, models cannot fit the product environments, e.g, transductive [14, 30] or event-by-event learning methods [9, 18], are not included.* More details refer to Appendix 3.2.

Implementations We implement two variants of GTEA (regarding the sequence model) by LSTM and Transformer, which are denoted as GTEA_L and GTEA_{TX}, respectively. We use ‘+T’ to mark variants enhanced by the time encoder. All hyperparameters are tuned through grid-search on the validation set and we report the best **accuracy** and **Macro-F1** on the test set. **More implementation details can be found in Appendix 3.3.**

4.2 Experimental Results of Overall Performance

Node Classifications Table 1 shows the results for node classifications. We can clearly observe that variants of GTEA consistently outperform all other models. We owe such superiority to the edge embedding module and the joint integration of both topological and temporal information. With these designs, GTEA can model the interaction dynamics for node pairs, and therefore be more effective to capture discriminative behavior patterns of a node. An evidence is that GTEA

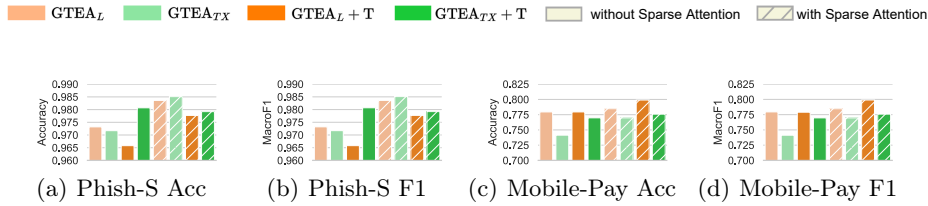


Fig. 3. Effects of the sparse attention mechanism on Phish-S and Mobile-Pay datasets.

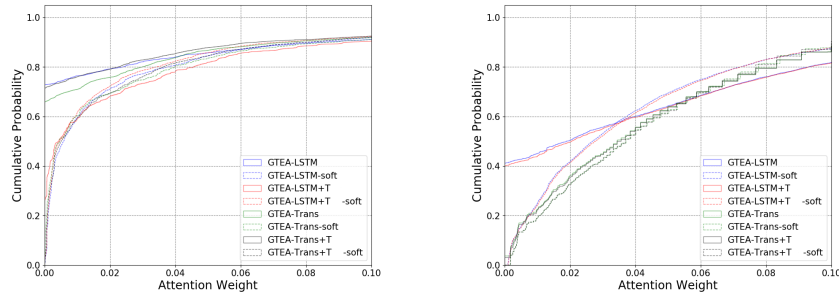


Fig. 4. Distributions of attention weights (with/without Sparse(·)) on Phish-S (left) and Mobile-Pay (right). The variant with dense attention is denote by “soft”.

performs much better in the Mobile-Pay than that of others. This may due to that actions of phishing is mostly naive and instantaneous, while illicit payment interactions are associated with more complex temporal patterns, which can be captured more effectively by temporal modeling. Even though, GTEA still dominates other competitors over all datasets, which demonstrates its effectiveness.

Future Link Predictions Results are shown in the right of Table 1. It can be observed that GTEA achieves the best performance in this task. Note that TGAT and GTEA perform much better than other competitors that do not incorporate temporal information, which shows the importance of temporal modeling. Even though, GTEA still outperforms TGAT by a large margin. This is because TGAT mixes all interactions from different neighbors of a target node in temporal modeling, which is hard to distinguish the interactions from the same instance. In contrast, we adopt a pairwise interaction modeling scheme, which elaborately exploits the relationship patterns for each neighbor. This endows GTEA the power to learn connection features for node embeddings and therefore is more effective for the future link prediction task.

4.3 Experiments Analyses

Effects of Edge Features/Embeddings From Table 1, we observe that models incorporating edge features mostly perform better than those who learn only from node attributes. It is not surprised as edge features carry rich semantics

about connections and interactions. Information such as user behaviors and potential relations can be mined from edges. We also notice that GTEA performs much better than other edge-feature-involved models. This is because high-level semantics is encoded into the embedding, which extracts critical information for other modules. The additional MLP module introduced in the aggregation process (Equ 6) also helps GTEA to align inputs from different feature domains, which enables it to learn discriminative embeddings more efficiently.

Effects of the Temporal Dynamics Modeling An advantage of GTEA is to model the temporal dynamics for TIGs, where Table 1 shows the benefit. Compared with $GTEA_{HE}$, which substitutes the learned temporal edge embedding by handcrafted edge features, all GTEA variants perform much better. It implies that modeling the temporal dynamics of an interaction sequence is critical for analyzing TIGs. The great performance improvement (over $GTEA_{HE}$) also demonstrates the effectiveness of the temporal dynamics modeling scheme of GTEA. In addition, we observe that the time encoder works better in GTEA’s LSTM variants than transformer variants. We speculate that this is because the function of the time encoder partially overlaps with the position encoder in transformer. Instead, vanilla LSTM doesn’t encode the position information and therefore benefit much by introducing the time encoder. However, when it comes to an environment with more complex and diverse temporal behaviors, e.g., the Mobile-Pay dataset, the time-encoder can be more powerful to capture irregular but discriminative patterns, such as different periodicities, for each interaction sequence, which enhances the representation ability of all GTEA variants.

Effects of the Sparse Attention Aggregation We conduct additional experiments on Phish-S and Mobile-Pay datasets to validate the effectiveness of the sparse attention mechanism. Specifically, we replace the $Sparse(\cdot)$ operator in Equ 5 by the Softmax function, which generates dense attentive weights. Quantitative results are shown in Fig. 3. In most cases, models with $Sparse(\cdot)$ achieve a better performance. This is reasonable as redundant and noisy signals of irrelevant neighbors are discarded in aggregation, which encourages the model to yield discriminative node embeddings. We additionally visualize the attention weights’ distributions of the sparse and dense attention mechanisms, as shown in Fig. 4. With dense attention, neighbors with small attentive weights, e.g., 0.1 in our cases, account for over 80% of all. In contrast, for $Sparse(\cdot)$, around 70% of neighbors are truncated (attentive weights are zeroed) in Phish-S, while 40% in Mobile-Pay. Such quantitative and qualitative results demonstrates that noises are substantially suppressed, which explains the effectiveness of GTEA.

5 Conclusions

In this paper, we propose GTEA for inductive representation learning on Temporal Interaction Graphs (TIGs). Different from previous works, GTEA learns an edge embedding for temporal interactions between each pair of adjacent nodes

by adopting an enhanced sequence model. By incorporating the learned edge embeddings into the aggregation of a GNN, which is driven by a sparse attention mechanism, GTEA is encouraged to exploit both temporal and topological dependencies in TIGs. As a general framework, GTEA is evaluated on different graph-related tasks and extensive experimental results show its effectiveness.

Acknowledgements This research is supported in part by the Innovation and Technology Committee of HKSAR under the project#ITS/244/16, the CUHK MobiTeC R&D Fund and a gift from Tencent.

References

1. Bielak, P., Kajdanowicz, T., Chawla, N.V.: Attre2vec: Unsupervised attributed edge representation learning. arXiv preprint arXiv:2012.14727 (2020)
2. Gong, L., Cheng, Q.: Exploiting edge features for graph neural networks. In: Proceedings of the IEEE Conference on Computer Vision and Pattern Recognition. pp. 9211–9219 (2019)
3. Grover, A., Leskovec, J.: node2vec: Scalable feature learning for networks. In: Proceedings of the 22nd ACM SIGKDD international conference on Knowledge discovery and data mining. pp. 855–864 (2016)
4. Hamilton, W., Ying, Z., Leskovec, J.: Inductive representation learning on large graphs. In: Advances in neural information processing systems. pp. 1024–1034 (2017)
5. Hochreiter, S., Schmidhuber, J.: Long short-term memory. *Neural computation* **9**(8), 1735–1780 (1997)
6. Huang, S., Bao, Z., Culpepper, J.S., Zhang, B.: Finding temporal influential users over evolving social networks. In: 2019 IEEE 35th International Conference on Data Engineering (ICDE). pp. 398–409. IEEE (2019)
7. Jiang, X., Zhu, R., Li, S., Ji, P.: Co-embedding of nodes and edges with graph neural networks. *IEEE Transactions on Pattern Analysis and Machine Intelligence* (2020)
8. Kipf, T.N., Welling, M.: Semi-supervised classification with graph convolutional networks. arXiv preprint arXiv:1609.02907 (2016)
9. Kumar, S., Zhang, X., Leskovec, J.: Predicting dynamic embedding trajectory in temporal interaction networks. In: Proceedings of the 25th ACM SIGKDD International Conference on Knowledge Discovery & Data Mining. pp. 1269–1278 (2019)
10. Li, Y., Yu, R., Shahabi, C., Liu, Y.: Diffusion convolutional recurrent neural network: Data-driven traffic forecasting. In: International Conference on Learning Representations (ICLR) (2018)
11. Ma, Y., Guo, Z., Ren, Z., Tang, J., Yin, D.: Streaming graph neural networks. In: Proceedings of the 43rd International ACM SIGIR Conference on Research and Development in Information Retrieval. pp. 719–728 (2020)
12. Martins, A., Astudillo, R.: From softmax to sparsemax: A sparse model of attention and multi-label classification. In: International Conference on Machine Learning. pp. 1614–1623 (2016)
13. Mehran Kazemi, S., Goel, R., Eghbali, S., Ramanan, J., Sahota, J., Thakur, S., Wu, S., Smyth, C., Poupard, P., Brubaker, M.: Time2vec: Learning a vector representation of time. arXiv preprint arXiv:1907.05321 (2019)

14. Nguyen, G.H., Lee, J.B., Rossi, R.A., Ahmed, N.K., Koh, E., Kim, S.: Continuous-time dynamic network embeddings. In: Companion Proceedings of the The Web Conference 2018. pp. 969–976 (2018)
15. Qiu, Z., Hu, W., Wu, J., Liu, W., Du, B., Jia, X.: Temporal network embedding with high-order nonlinear information. In: Proceedings of the AAAI Conference on Artificial Intelligence. vol. 34, pp. 5436–5443 (2020)
16. Qu, L., Zhu, H., Duan, Q., Shi, Y.: Continuous-time link prediction via temporal dependent graph neural network. In: Proceedings of The Web Conference 2020. pp. 3026–3032 (2020)
17. Rahimi, A., Recht, B.: Random features for large-scale kernel machines. In: Advances in neural information processing systems. pp. 1177–1184 (2008)
18. Rossi, E., Chamberlain, B., Frasca, F., Eynard, D., Monti, F., Bronstein, M.: Temporal graph networks for deep learning on dynamic graphs. arXiv preprint arXiv:2006.10637 (2020)
19. Shi, Y., Huang, Z., Wang, W., Zhong, H., Feng, S., Sun, Y.: Masked label prediction: Unified message passing model for semi-supervised classification. arXiv preprint arXiv:2009.03509 (2020)
20. Simonovsky, M., Komodakis, N.: Dynamic edge-conditioned filters in convolutional neural networks on graphs. In: Proceedings of the IEEE conference on computer vision and pattern recognition. pp. 3693–3702 (2017)
21. Singer, U., Guy, I., Radinsky, K.: Node embedding over temporal graphs. In: Proceedings of the Twenty-Eighth International Joint Conference on Artificial Intelligence, IJCAI-19. pp. 4605–4612. International Joint Conferences on Artificial Intelligence Organization (7 2019). <https://doi.org/10.24963/ijcai.2019/640>, <https://doi.org/10.24963/ijcai.2019/640>
22. Trivedi, R., Dai, H., Wang, Y., Song, L.: Know-evolve: Deep temporal reasoning for dynamic knowledge graphs. arXiv preprint arXiv:1705.05742 (2017)
23. Trivedi, R., Farajtabar, M., Biswal, P., Zha, H.: Dyrep: Learning representations over dynamic graphs (2018)
24. Vaswani, A., Shazeer, N., Parmar, N., Uszkoreit, J., Jones, L., Gomez, A.N., Kaiser, Ł., Polosukhin, I.: Attention is all you need. In: Advances in neural information processing systems. pp. 5998–6008 (2017)
25. Veličković, P., Cucurull, G., Casanova, A., Romero, A., Lio, P., Bengio, Y.: Graph attention networks. arXiv preprint arXiv:1710.10903 (2017)
26. Wang, Y., Sun, Y., Liu, Z., Sarma, S.E., Bronstein, M.M., Solomon, J.M.: Dynamic graph cnn for learning on point clouds. *ACM Transactions on Graphics (TOG)* **38**(5), 1–12 (2019)
27. Xu, D., Ruan, C., Korpeoglu, E., Kumar, S., Achan, K.: Inductive representation learning on temporal graphs. arXiv preprint arXiv:2002.07962 (2020)
28. Yu, B., Yin, H., Zhu, Z.: Spatio-temporal graph convolutional networks: A deep learning framework for traffic forecasting. In: Proceedings of the 27th International Joint Conference on Artificial Intelligence (IJCAI) (2018)
29. Zhang, J., Shi, X., Xie, J., Ma, H., King, I., Yeung, D.Y.: Gaan: Gated attention networks for learning on large and spatiotemporal graphs. arXiv preprint arXiv:1803.07294 (2018)
30. Zhang, Z., Bu, J., Ester, M., Zhang, J., Yao, C., Li, Z., Wang, C.: Learning temporal interaction graph embedding via coupled memory networks. In: Proceedings of The Web Conference 2020. pp. 3049–3055 (2020)
31. Zuo, Y., Liu, G., Lin, H., Guo, J., Hu, X., Wu, J.: Embedding temporal network via neighborhood formation. In: Proceedings of the 24th ACM SIGKDD international conference on knowledge discovery & data mining. pp. 2857–2866 (2018)