

# Fast calculation of p-values for one-sided Kolmogorov-Smirnov type statistics

Amit Moscovich

Program in Applied and Computational Mathematics, Princeton University  
amit@moscovich.org

September 11, 2020

## Abstract

We present a method for computing exact p-values for a large family of one-sided continuous goodness-of-fit statistics. This includes the higher criticism statistic, one-sided weighted Kolmogorov-Smirnov statistics, and the one-sided Berk-Jones statistics. For a sample size of 10,000, our method takes merely 0.15 seconds to run and it scales to sample sizes in the hundreds of thousands. This allows practitioners working on genome-wide association studies and other high-dimensional analyses to use exact finite-sample computations instead of statistic-specific approximation schemes.

Our work has other applications in statistics, including power analysis, finding  $\alpha$ -level thresholds for goodness-of-fit tests, and the construction of confidence bands for the empirical distribution function. The algorithm is based on a reduction to the boundary-crossing probability of a pure jump process and is also applicable to fields outside of statistics, for example in financial risk modeling.

*Keywords:* Continuous goodness-of-fit, Higher criticism, Empirical process, Boundary crossing, Hypothesis testing

# 1 Introduction

Let  $X_1, \dots, X_n$  be  $n$  i.i.d. random variables drawn uniformly from the unit interval. This paper presents a fast  $O(n^2)$  algorithm for computing the *one-sided non-crossing probability*,

$$\text{NCPROB}(B_1, \dots, B_n) := \Pr \left[ \forall i : X_{(i)} \leq B_i \mid X_1, \dots, X_n \stackrel{i.i.d.}{\sim} U[0, 1] \right]. \quad (1)$$

where  $X_{(1)} \leq \dots \leq X_{(n)}$  are the order statistics of the unsorted sample  $X_1, \dots, X_n$ . A closely related problem is the computation of one-sided non-crossing probabilities for the empirical cumulative distribution function (CDF). Given a function  $b : [0, 1] \rightarrow \mathbb{R}$ , this is the probability that

$$\Pr \left[ \forall t \in [0, 1] : b(t) \leq n\hat{F}_n(t) \mid X_1, \dots, X_n \stackrel{i.i.d.}{\sim} U[0, 1] \right]. \quad (2)$$

where  $\hat{F}_n(t) := \frac{1}{n} \sum_i \mathbf{1}(X_i \leq t)$ . In fact, the problems of calculating (1) and (2) are equivalent. The calculation of the probability (2) can be reduced to (1) by setting the bounds  $B_i$  to be the points where  $b(t)$  first passes the integer  $i$ . Conversely, the problem of calculating (1) can be reduced to the calculation of (2) by setting  $b(t) = \sum_i \mathbf{1}(B_i < t)$ . See Figure 1 for an illustration and Appendix A for a precise treatment of this reduction.

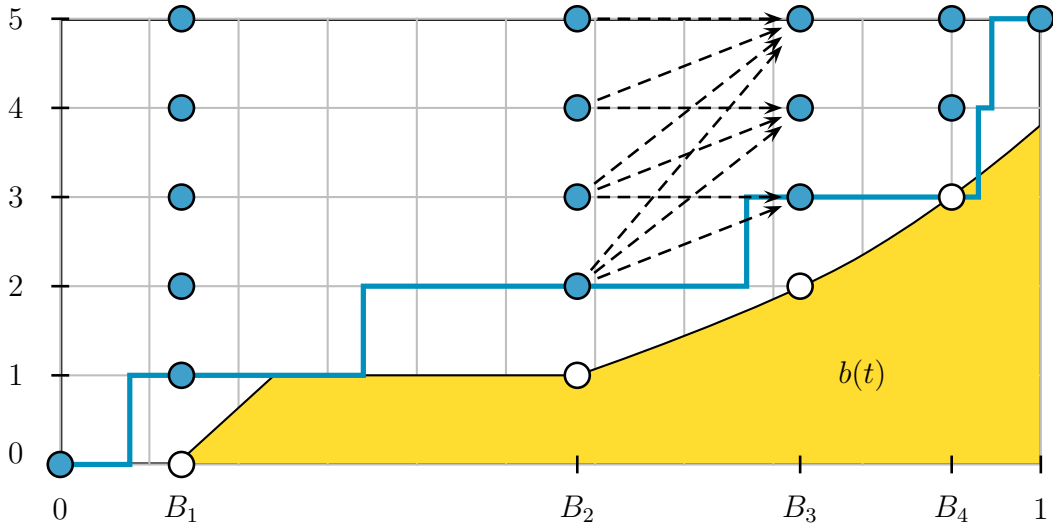


Figure 1: A one-sided boundary function  $b(t)$  and a scaled empirical CDF  $n\hat{F}_n(t)$  with  $n = 5$  samples. The empty circles mark the integer crossing points of  $b(t)$ . It is easy to see that  $n\hat{F}_n(t)$  does not cross  $b(t)$  if and only if for every  $i$ ,  $\hat{F}_n(B_i) \geq i$  (equivalently that  $X_{(i)} \leq B_i$ ). The filled circles at the integer crossings  $B_1, \dots, B_n$  define a layer graph of non-crossing transitions of the empirical CDF.

## 1.1 Motivation

The primary motivation for this work is the computation of  $p$ -values and power for a large family of one-sided continuous goodness-of-fit statistics. Examples include the Higher-Criticism statistic (Donoho and Jin, 2004), one-sided variants of the Kolmogorov-Smirnov statistic (Kolmogorov, 1933; Rényi, 1953; Eicker, 1979; Jaeschke, 1979; Mason and Schuenemeyer, 1983; Jager and Wellner, 2004), variants of the one-sided Berk-Jones statistics (Berk and Jones, 1979; Jager and Wellner, 2005),  $\phi$ -divergence statistics (Jager and Wellner, 2007), tests based on local-level shape functions (Finner and Gontscharuk, 2018), and gGOF statistics (Zhang et al., 2020).

All of these one-sided statistics have the general form

$$S := \max_{i=1,\dots,n} s_i(F(x_{(i)})) \quad (3)$$

where  $x_{(1)} \leq \dots \leq x_{(n)}$  are the order statistics of a sample that, under the null hypothesis, is drawn from some continuous distribution  $F$ , and  $s_1, \dots, s_n : \mathbb{R} \rightarrow \mathbb{R}$  are monotone increasing functions.

Following the seminal work of Donoho and Jin (2004), this classical field has attracted significant renewed interest related to one-sided statistics for optimal detection of sparse signals. Examples include the works of Hall and Jin (2010); Arias-Castro et al. (2011); Li and Siegmund (2015); Arias-Castro et al. (2020); Porter and Stewart (2020). In the next section, we describe how the computation of  $p$ -values and power of statistics of the form (3) is nothing but the calculation of the probability (1) for a suitably-chosen set of bounds. Thus, the fast and exact computation of the probability (1) is of fundamental importance to statistics.

An alternative to exact computation is the use of asymptotics. For the higher criticism, Berk-Jones, and some related statistics, the asymptotic distributions are known (Eicker, 1979; Jaeschke, 1979; Wellner and Koltchinskii, 2003; Moscovich et al., 2016). Unfortunately, the convergence of the null distribution to its limiting form can be exceedingly slow (Gontscharuk et al., 2015), rendering the asymptotics inapplicable. More sophisticated approximations were developed (for example, Li and Siegmund (2015)), but these are specific to a particular statistic and the quality of their approximation is difficult to analyze. Exact finite-sample computations are generally preferable when they are fast enough.

In the next subsections, we describe in detail how the computation of  $p$ -values and power of one-sided statistics of the general form (3) naturally reduces to a calculation of the probability (1), we discuss a simple strategy for inverting the distribution of such a statistic to obtain  $\alpha$ -level thresholds and mention various applications that involve the non-crossing probability (1).

### 1.1.1 $p$ -value and power

Let  $S$  be a statistic of the maximum form (3). Clearly,  $S < s$  if and only if  $s_i(F(x_{(i)})) < s$  for all  $i$ . Since  $s_i$  and  $F$  are monotone non-decreasing, this occurs if and only if  $F(x_{(i)}) < s_i^{-1}(s)$

for all  $i$ . The distribution of the statistic  $S$  under the null hypothesis that  $X_i \stackrel{i.i.d.}{\sim} F$  is thus

$$\Pr \left[ S \leq s \mid X_i \stackrel{i.i.d.}{\sim} F \right] = \Pr \left[ \forall i : F(X_{(i)}) \leq s_i^{-1}(s) \mid X_i \stackrel{i.i.d.}{\sim} F \right]. \quad (4)$$

Define  $U_i = F(X_i)$  and note that under the assumption that  $X_i \sim F$  we have  $U_i \sim U[0, 1]$  and  $U_{(i)} = F(X_{(i)})$ . This means we can rewrite Eq. (4) as

$$\Pr \left[ \forall i : U_{(i)} \leq s_i^{-1}(s) \mid U_1, \dots, U_n \stackrel{i.i.d.}{\sim} U[0, 1] \right]. \quad (5)$$

Thus the computation of the distribution of the statistic  $S$  reduces to the calculation of the probability in Eq. (1) with  $B_i = s_i^{-1}(s)$ . The  $p$ -value of the statistic  $S$  is given by

$$\text{p-value}(s) = \Pr \left[ S > s \mid X_i \stackrel{i.i.d.}{\sim} F \right] = 1 - \text{NCPROB}(s_1^{-1}, \dots, s_n^{-1}).$$

Computing the power of such a statistic against a known alternative that  $X_1, \dots, X_n \stackrel{i.i.d.}{\sim} G$  similarly reduces to Eq. (1), since in that case

$$\Pr \left[ S > s \mid X_i \stackrel{i.i.d.}{\sim} G \right] = 1 - \Pr \left[ \forall i : s_i(F(X_{(i)})) \leq s \mid X_i \stackrel{i.i.d.}{\sim} G \right] \quad (6)$$

$$= 1 - \Pr \left[ \forall i : G(X_{(i)}) \leq G(F^{-1}(s_i^{-1}(s))) \mid X_i \stackrel{i.i.d.}{\sim} G \right] \quad (7)$$

$$= 1 - \Pr \left[ U_{(i)} \leq G(F^{-1}(s_i^{-1}(s))) \mid U_i \stackrel{i.i.d.}{\sim} U[0, 1] \right] \quad (8)$$

$$= 1 - \text{NCPROB} \left( G(F^{-1}(s_1^{-1}(s))), \dots, G(F^{-1}(s_n^{-1}(s))) \right). \quad (9)$$

### 1.1.2 Computation of $\alpha$ -level thresholds

Given  $\alpha > 0$ , how can we pick a threshold to obtain an  $\alpha$ -level test based on a statistic  $S$  of the form (3)? This is the threshold  $s_{n,\alpha}$  that satisfies  $\Pr \left[ S > s_{n,\alpha} \mid X_i \stackrel{i.i.d.}{\sim} F \right] = \alpha$ . Since the probability  $\Pr [S > s]$  is monotone-decreasing in  $s$ , we can find  $s_{n,\alpha}$  by repeated bisection, thus inverting the cumulative distribution of the statistic  $S$  numerically. If we know that  $s_{n,\alpha} \in [a, b]$  then an approximation of  $s_{n,\alpha}$  with additive error  $< \epsilon$  may be obtained using binary search. This search involves  $O(\log((b-a)/\epsilon))$  calculations of probabilities of the form (1). When the range of  $s_{n,\alpha}$  is not known in advance, one can use a doubling search (Bentley and Yao, 1976) to obtain an  $\epsilon$ -approximation with  $O(\log(s_{n,\alpha}/\epsilon))$  probability calculations of the form (1).

### 1.1.3 Additional applications

Applications which involve probabilities of the form (1) and (2) include the construction of confidence bands for empirical distribution functions (Owen, 1995; Frey, 2008; Matthews, 2013), multiple hypothesis testing (Meinshausen and Rice, 2006; Roquain and Villers, 2011;

von Schroeder and Dickhaus, 2020), change-point detection (Worsley, 1986), sequential testing (Dongchu, 1998), financial risk modeling (Dimitrova et al., 2017; Goffard, 2019), genome-wide association studies (Sabatti et al., 2009; Barnett et al., 2017; Sun and Lin, 2019), exoplanet detection (Sulis et al., 2017), cryptography (Ding et al., 2018), econometrics (Goldman and Kaplan, 2018), and inventory management (Dimitrova et al., 2020).

## 1.2 Existing methods

### 1.2.1 One-sided

Many methods for computing or estimating the one-sided non-crossing probability (1) have been proposed over the years. One simple and commonly practiced approach is to repeatedly generate  $X_1, \dots, X_n \stackrel{i.i.d.}{\sim} F$  and measure the percentage of times that the inequalities  $X_{(i)} \leq B_i$  hold. This Monte-Carlo approach does not yield accurate results and can be slow when the probability of interest is small and the sample size  $n$  is large.

For the exact computation of the noncrossing probability (1), first note that for each set of order statistics with no repetitions  $X_{(1)} < X_{(2)} \dots < X_{(n)}$  there are exactly  $n!$  instances of  $(X_1, \dots, X_n)$  that map to it. Since  $X_i \stackrel{i.i.d.}{\sim} U[0, 1]$ , the density of the random vector  $(X_1, \dots, X_n)$  is one on the unit cube, the density of the sorted vector of order statistics  $(X_{(1)}, \dots, X_{(n)})$  is equal to  $n!$  on the simplex that satisfies  $X_{(1)} < \dots < X_{(n)}$  and zero elsewhere (we may ignore events of measure zero that  $X_{(i)} = X_{(i+1)}$ ). It follows that

$$\Pr [\forall i : X_{(i)} \leq B_i] = \Pr [\forall i : X_{(i)} < B_i] \quad (10)$$

$$= n! \Pr [\forall i : X_i < B_i \text{ and } X_1 < X_2 < \dots < X_n]. \quad (11)$$

This may be decomposed recursively as

$$n! \Pr [\forall i : X_i < B_i \text{ and } X_1 < X_2 < \dots < X_n] \quad (12)$$

$$= n! \int_0^{B_1} dX_1 \Pr [\forall i = 2, \dots, n : X_i < B_i \text{ and } X_1 < X_2 < \dots < X_n | X_1] \quad (13)$$

$$= n! \int_0^{B_1} dX_1 \int_{X_1}^{B_2} dX_2 \Pr [\forall i = 3, \dots, n : X_i < B_i \text{ and } X_2 < X_3 < \dots < X_n | X_2] \quad (14)$$

$$= \dots = n! \int_0^{B_1} dX_1 \int_{X_1}^{B_2} dX_2 \int_{X_2}^{B_3} dX_3 \dots \int_{X_{n-1}}^{B_n} dX_n. \quad (15)$$

This recursion was first noted by Wald and Wolfowitz (1939) who demonstrated the symbolic computation of this integral with  $n = 6$  samples. The integral (15) was analyzed by Durbin (1973) for the case where the bounds  $B_i$  increase linearly, leading to a closed-form expression for the distribution of the one-sided Kolmogorov-Smirnov statistics.

For more general boundaries, many authors have proposed recursive formulas. Of particular note is the formula in Proposition 3.2 of Denuit et al. (2003). This  $O(n^2)$  recursive

formula was first derived by [Noé and Vandewiele \(1968\)](#) and used to tabulate percentage points of standardized one-sided Kolmogorov-Smirnov statistics for sample sizes up to  $n = 100$ . Their formula contains sums of large binomial coefficients multiplied by very small numbers, leading to numerical instabilities for  $n > 120$  (See Section 1 of [Khmaladze and Shinjikashvili \(2001\)](#)). A different approach with a computational cost of  $O(n^2)$  is based on the numerical integration of Eq. (15) and was shown to be stable up to  $n \approx 30,000$  using standard double-precision floating-point numbers ([Moscovich et al., 2016](#)). While it is possible to use variable precision floating-point numbers or rational arithmetic to alleviate the loss of numerical accuracy (see for example ([Brown and Harvey, 2008a,b](#); [von Schroeder and Dickhaus, 2020](#))), this approach incurs heavy runtime penalties compared to the use of numerically stable methods that can run using standard floating-point numbers.

### 1.2.2 Two-sided

A related set of methods is concerned with the two-sided boundary crossing probability,

$$\Pr \left[ \forall i : b_i \leq X_{(i)} \leq B_i \mid X_1, \dots, X_n \stackrel{i.i.d.}{\sim} U[0, 1] \right]. \quad (16)$$

Several methods have been proposed for the calculation of these probabilities ([Epanechnikov, 1968](#); [Steck, 1971](#); [Durbin, 1971](#); [Noé, 1972](#); [Friedrich and Schellhaas, 1998](#); [Khmaladze and Shinjikashvili, 2001](#); [Moscovich and Nadler, 2017](#)). All of these methods have a computational cost of  $O(n^3)$  except for the  $O(n^2 \log n)$  method of ([Moscovich and Nadler, 2017](#)), on which the current paper is based.<sup>1</sup>

## 2 Background

We now describe the methods of [Friedrich and Schellhaas \(1998\)](#); [Khmaladze and Shinjikashvili \(2001\)](#); [Moscovich and Nadler \(2017\)](#) that form the basis of our algorithm. These methods compute the two-sided non-crossing probabilities of the form (16). Here, we focus our exposition on the one-sided case where  $b_i = 0$  for all  $i$ .

### 2.1 Stepwise Binomial propagation

In this subsection we describe a minor variant of “scheme 1” of [Friedrich and Schellhaas \(1998\)](#), specialized to the one-sided boundary case. For ease of exposition, we denote

$$B_0 := 0, \quad B_{n+1} := 1. \quad (17)$$

---

<sup>1</sup> The procedure of [Steck \(1971\)](#) is based on the computation of an  $n \times n$  matrix determinant and that of [Durbin \(1971\)](#) is based on solving a system of linear equations. Theoretically, with the Coppersmith-Winograd algorithm and related methods, both methods have an asymptotic runtime of just  $O(n^{2.373})$ . However, these methods involve huge runtime constants and are not practical.

Let  $S(i, j)$  be the following probability,

$$S(i, j) := \Pr \left[ n\hat{F}_n(B_i) = j \text{ and } X_{(1)} \leq B_1, \dots, X_{(i-1)} \leq B_{i-1} \right]. \quad (18)$$

Our quantity of interest is  $S(n+1, n) = \Pr [\forall i : X_{(i)} \leq B_i]$ . We now show how to compute this quantity using recursion relations. The initial conditions are  $S(0, j) = \delta_{0,j}$ . The transition probabilities are given by the following Chapman-Kolmogorov equations,

$$S(i+1, j) = \sum_{k \geq i} S(i, k) \cdot \Pr \left[ n\hat{F}_n(B_{i+1}) = j \mid n\hat{F}_n(B_i) = k \right]. \quad (19)$$

The condition  $k \geq i$ , or equivalently that  $n\hat{F}_n(B_i) \geq i$ , is what guarantees that  $X_{(i)} \leq B_i$  (see dashed arrows in Figure 1). The probability of the transition  $k \rightarrow j$  is the Binomial probability mass function (PMF),

$$\Pr \left[ n\hat{F}_n(B_{i+1}) = j \mid n\hat{F}_n(B_i) = k \right] = \Pr [\text{Binomial}(n-k, p_i) = j-k] \quad (20)$$

$$= \binom{n-k}{j-k} p_i^{j-k} (1-p_i)^{n-j}. \quad (21)$$

where  $p_i := \Pr [B_i < X < B_{i+1} \mid X > B_i]$ . Recall that we assumed that  $X \sim U[0, 1]$  and therefore  $p_i = (B_{i+1} - B_i)/(1 - B_i)$ .

To compute the non-crossing probability  $S(n+1, n)$ , one can start by setting  $S(1, j)$  for all  $j$  via Eq. (19), then proceed to compute  $S(2, j)$  for all  $j$ , etc. at a total runtime cost of  $O(n^3)$ . This computation, which we dub *Stepwise Binomial propagation*, is illustrated in Figure 1. The filled circles represent elements of  $S(i, j)$  with  $j \geq i$  whereas the hollow circles  $S(i, i-1)$  correspond to the probability of having  $X_{(1)} \leq B_1, \dots, X_{(i-1)} \leq B_{i-1}$  but  $X_{(i)} \not\leq B_i$ . In the empirical CDF formulation of Eq. (2), the elements  $S(i, i-1)$  correspond to paths of  $n\hat{F}_n(t)$  whose first crossing of the lower boundary  $b(t)$  occurs at  $B_i$ .

## 2.2 Stepwise Poisson propagation

There is a simple connection between the empirical CDF of an i.i.d. sample and a conditioned Poisson process:

**Lemma 1.** *Let  $X_1, \dots, X_n \stackrel{i.i.d.}{\sim} U[0, 1]$  be a sample and let  $\hat{F}_n(t) = \frac{1}{n} \sum_i \mathbf{1}(X_i \leq t)$  be its empirical CDF. The distribution of the process  $n\hat{F}_n(t)$  is identical to that of a Poisson process  $\xi_n(t)$  with intensity  $n$ , conditioned on  $\xi_n(1) = n$ .*

For the proof, see [Shorack and Wellner \(2009, Prop 2.2, Ch. 8\)](#). The calculation of the non-crossing probability in Eq. (2) may thus be reduced to the calculation of the non-crossing probability of a Poisson process  $\xi_n$  with intensity  $n$ . Let  $Q(i, 0), Q(i, 1), \dots$  be the non-crossing-up-to- $B_i$  probabilities of  $\xi_n$ , defined in analogy to  $S(i, j)$  in Eq. (18),

$$Q(i, j) := \Pr [\xi_n(B_i) = j \text{ and } \xi_n(B_1) \geq 1 \text{ and } \xi_n(B_2) \geq 2 \dots, \xi_n(B_{i-1}) \geq i-1]. \quad (22)$$

The recursion relations for all  $i = 0, \dots, n+1$  and  $j = 0, \dots, n$  mimic those of  $S(i, j)$ ,

$$Q(0, j) = \delta_{0,j}, \quad (23)$$

$$Q(i+1, j) = \sum_{k \geq i} Q(i, k) \cdot \Pr [\xi_n(B_{i+1}) = j | \xi_n(B_i) = k], \quad (24)$$

where the transition probabilities are now given by Poisson counts,

$$\Pr [\xi_n(B_{i+1}) = j | \xi_n(B_i) = k] = \Pr [\text{Pois}(n(B_{i+1} - B_i)) = j - k] \quad (25)$$

$$= (n(B_{i+1} - B_i))^{j-k} e^{-n(B_{i+1} - B_i)} / (j - k)! \quad (26)$$

The algorithm based on this recursion, which we dub *stepwise Poisson propagation* proceeds by computing  $Q(1, j)$  for all  $j$ , then  $Q(2, j)$  for all  $j$ , etc. Finally, by Lemma 1,

$$S(n+1, n) = \Pr [\forall t : b(t) \leq n\hat{F}_n(t)] = \Pr [\forall t : b(t) \leq \xi_n(t) | \xi_n(1) = n] \quad (27)$$

$$= \frac{\Pr [\forall t : b(t) \leq \xi_n(t) \text{ and } \xi_n(1) = n]}{\Pr [\text{Pois}(n) = n]} = \frac{Q(n+1, n)}{n^n e^{-n} / n!}. \quad (28)$$

This method was proposed by [Khmaladze and Shinjukashvili \(2001\)](#) for two-sided boundary crossing probabilities. It has the same  $O(n^3)$  asymptotic running time as the stepwise Binomial propagation of [Friedrich and Schellhaas \(1998\)](#) which we described in Section 2.1.

### 2.3 Fourier-based stepwise Poisson propagation

In contrast to the Binomial propagation described in Section 2.1, in the stepwise Poisson propagation the transition probabilities  $\Pr [\xi_n(B_{i+1}) = j | \xi_n(B_i) = k]$  in Eq. (25) do not depend on  $j$  or  $k$  but only on their difference. This is a direct result of the memoryless property of the Poisson process. As a result we can rewrite the recurrence relations (24) as a discrete convolution followed by a truncation of the first element,

$$C^{(i+1)} = Q^{(i)} \star \pi(n(B_{i+1} - B_i)) \quad (29)$$

$$Q^{(i+1)} = (C_2^{(i+1)}, \dots, C_{n-i+1}^{(i+1)}) \quad (30)$$

where

$$Q^{(i)} := (Q(i, i), Q(i, i+1), \dots, Q(i, n)) \quad (31)$$

$$\pi(\lambda) := (\Pr [\text{Pois}(\lambda) = 0], \Pr [\text{Pois}(\lambda) = 1], \dots, \Pr [\text{Pois}(\lambda) = n]). \quad (32)$$

Each of these linear convolutions can be computed efficiently in  $O(n \log n)$  time steps using the fast Fourier transform (FFT) and the circular convolution theorem for discrete signals ([Press et al., 1992](#), Ch. 12,13). The resulting procedure has a total running time of  $O(n^2 \log n)$  and is numerically stable for large sample sizes using standard double-precision (64-bit) floating-point numbers. For more details see ([Moscovich and Nadler, 2017](#)).

This stepwise FFT-based procedure can also be used to compute the non-crossing probabilities for non-homogeneous Poisson processes, negative binomial processes, and other types of stochastic jump processes ([Dimitrova et al., 2020](#)).



### 3 Proposed algorithm

In the previous section we described how, for any  $i$ , one can obtain the non-crossing probabilities vector  $Q^{(i)}$ , defined in Eq. (31), by computing a truncated linear convolution of  $Q^{(i-1)}$  and the PMF of a Poisson random variable. Starting from  $Q^{(i)}$  for some  $i$  and repeating this process  $k$  times we obtain  $Q^{(i)} \rightarrow Q^{(i+1)} \rightarrow \dots \rightarrow Q^{(i+k)}$  in  $O(kn \log n)$  time. In this section we show how, for any  $k \in (\log n, n/\log n)$ , it is possible to go directly from  $Q^{(i)}$  to  $Q^{(i+k)}$  using just  $O(kn)$  steps. This makes the total runtime for computing  $Q^{(n+1)}$  be  $\lceil \frac{n+1}{k} \rceil O(kn) = O(n^2)$ . The main idea behind our method is simple. We first compute all the transition probabilities of the Poisson process  $\xi_n$ ,

$$Q(i, j) \cdot \Pr[\xi_n(B_{i+k}) = \ell | \xi_n(B_i) = j] \quad (33)$$

from all non-zero elements  $Q(i, j)$ . This includes the contributions of good paths that do not cross the boundary but also the contributions of bad paths that intersect the lower boundary function  $b(t)$  somewhere in the interval  $[B_i, B_{i+k})$ . All that remains is to subtract the contributions of these bad paths. Each intersecting path must have the first intersection at exactly one of the points  $B_i, B_{i+1}, \dots, B_{i+k-1}$ . With some careful accounting that we describe in the next section, we can efficiently compute the probability of having the first intersection at each of these points and then subtract the individual contributions to the arrival probabilities in Eq. (33).

#### 3.1 Details

Let  $f(t) : [0, 1] \rightarrow \{0, 1, 2, \dots\}$  be some non-decreasing function which will represent a particular instance of a Poisson process and let  $b(t) : [0, 1] \rightarrow \mathbb{R}$  be a lower boundary function. Recall that a non-intersecting path satisfies that  $f(B_j) \geq j$  for all  $j$ .

**Definition 1.** For every  $i \in \{0, \dots, n+1\}$ , we define two logical predicates,

$$\text{NC}(f, i) := \forall \ell < i : f(B_\ell) \geq \ell, \quad (34)$$

$$\text{FC}(f, i) := \text{NC}(f, i) \text{ and } f(B_i) < i \quad (35)$$

$$= \forall \ell < i : f(B_\ell) \geq \ell \text{ and } f(B_i) = i - 1 \quad (36)$$

NC is short for “no crossing before  $i$ ” and FC for “first crossing at  $i$ ”. By the definitions of  $Q$  and NC,

$$Q(i+k, j) = \Pr[\xi_n(B_{i+k}) = j \text{ and } \forall \ell < i+k : \xi_n(B_\ell) \geq \ell] \quad (37)$$

$$= \Pr[\xi_n(B_{i+k}) = j \text{ and } \text{NC}(\xi_n, i+k)] . \quad (38)$$

**Proposition 1.** Let  $k > 0$  be some integer. Given  $Q^{(i)}$  the probabilities

$$\Pr[\xi_n(B_{i+k}) = j \text{ and } \text{NC}(\xi_n, i)]$$

can be computed for all values of  $j$  in  $O(n \log n)$  time.

*Proof.*

$$\Pr [\xi_n(B_{i+k}) = j \text{ and } NC(\xi_n, i)] = \sum_{i \leq k \leq j} Q(B_i, k) \cdot \Pr [\text{Pois}(n(B_{i+k} - B_i)) = j - k].$$

These values, as a function of  $j$ , are a truncated linear convolution of  $Q^{(i)}$  and the PMF of a Poisson random variable with intensity  $n(B_{i+k} - B_i)$ . As explained in Section 2.3, this convolution can be computed in  $O(n \log n)$  steps.  $\square$

**Proposition 2.** *Given  $Q^{(i)}$  the probabilities  $\Pr [FC(\xi_n, j)]$  and  $\xi_n(B_{i+k}) = \ell$  for all values of  $\ell \in \{i+k, \dots, n\}$  and  $j \in \{i, \dots, i+k-1\}$  can be computed in  $O(k^2 \log k + nk)$  time.*

*Proof.* We first note that for every  $j \geq 1$ , by Eq. (36),

$$FC(\xi_n, j) = \forall \ell < j-1 : f(B_\ell) \geq \ell \text{ and } f(B_{j-1}) = f(B_j) = j-1. \quad (39)$$

By the chain rule we have,

$$\Pr [FC(\xi_n, j)] \quad (40)$$

$$\begin{aligned} &= \Pr [\forall \ell < j-1 : f(B_\ell) \geq \ell \text{ and } f(B_{j-1}) = j-1] \cdot \Pr [f(B_j) = j-1 | f(B_{j-1}) = j-1] \\ &= Q(j-1, j-1) \cdot \Pr [\text{Pois}(n(B_j - B_{j-1})) = 0]. \end{aligned} \quad (41)$$

From the definition of FC, if  $FC(\xi_n, j)$  then  $\xi_n(B_j) = j-1$ , hence

$$\Pr [\xi_n(B_{i+k}) = \ell | FC(\xi_n, j)] = \Pr [\xi_n(B_{i+k}) = \ell | \xi_n(B_j) = j-1] \quad (42)$$

$$= \Pr [\text{Pois}(n(B_{i+k} - B_j)) = \ell - (j-1)]. \quad (43)$$

Putting it all together, we have

$$\begin{aligned} \Pr [FC(\xi_n, j) \text{ and } \xi_n(B_{i+k}) = \ell] &= \Pr [FC(\xi_n, j)] \cdot \Pr [\xi_n(B_{i+k}) = \ell | FC(\xi_n, j)] \\ &= Q(j-1, j-1) \cdot \Pr [\text{Pois}(n(B_j - B_{j-1})) = 0] \cdot \Pr [\text{Pois}(n(B_{i+k} - B_j)) = \ell - j + 1]. \end{aligned} \quad (44)$$

Given  $Q$ , evaluating this probability for all  $j \in \{i, \dots, i+k-1\}$  and all  $\ell \in \{i+k, \dots, n\}$  takes a total of  $O(nk)$  time. As for the computation of  $Q(j-1, j-1)$  for all  $j \in \{i, \dots, i+k-1\}$ , note that  $Q(j, \ell)$  for all  $j, \ell \in \{i-1, \dots, i+k-1\}$  is a  $k \times k$  subarray that can be computed in time  $O(k^2 \log k)$  using the FFT-based algorithm described in Section 2.2.  $\square$

**Proposition 3.** *Given  $Q^{(i)}$ , we can compute  $Q^{(i+k)}$  in  $O(n \log n + nk + k^2 \log k)$  time.*

*Proof.* If  $NC(f, i)$  holds then either  $NC(f, i+k)$  or  $FC(f, j)$  for exactly one  $j \in \{i, \dots, i+k-1\}$ . Hence for a Poisson process  $\xi_n(t)$

$$\Pr [NC(\xi_n, i)] = \Pr [NC(\xi_n, i+k)] + \sum_{j=i}^{i+k-1} \Pr [FC(\xi_n, j)].$$

This holds true also if we add the constraint that  $\xi_n(B_{i+k}) = \ell$ . Adding this constraint and subtracting the sum from both sides, we have,

$$\begin{aligned} & \Pr [\text{NC}(\xi_n, i+k) \text{ and } \xi_n(B_{i+k}) = \ell] \\ &= \underbrace{\Pr [\text{NC}(\xi_n, i) \text{ and } \xi_n(B_{i+k}) = \ell]}_{(*)} - \sum_{j=i}^{i+k-1} \underbrace{\Pr [\text{FC}(\xi_n, j) \text{ and } \xi_n(B_{i+k}) = \ell]}_{(**)} \end{aligned} \quad (45)$$

By Proposition 1 all of the probabilities  $(*)$  can be computed in time  $O(n \log n)$  and by Proposition 2 the probabilities  $(**)$  can be computed in time  $O(nk + k^2 \log k)$ . Evaluating Eq. (45) costs merely  $O(nk)$ . The total running time of computing  $Q^{(i+k)}$  given  $Q^{(i)}$  is therefore  $O(n \log n + nk + k^2 \log k)$ .  $\square$

We can now put it all together. Starting from  $Q^{(0)} = (1, 0, 0, \dots, 0)$ , we compute  $Q^{(k)}$  and then compute  $Q^{(2k)}, Q^{(3k)}$ , etc. Until we reach  $Q^{(n+1)}$ . By Proposition 3, each of these steps takes  $O(n \log n + nk + k^2 \log k)$  time. Thus the total running time is

$$\left\lceil \frac{n+1}{k} \right\rceil O(n \log n + nk + k^2 \log k) = O\left(\frac{n^2 \log n}{k} + n^2 + nk \log k\right). \quad (46)$$

For any choice of  $k \in (\log n, n/\log n)$ , the running time is  $O(n^2)$ .

## 4 Benchmarks

In this section we test the running time and accuracy of our method. The application chosen here is the computation of  $p$ -values for the  $M_n^+$  one-sided statistic of Berk and Jones (1979). This statistic has the minimum form (analogous to (3)),

$$M_n^+ := \min_{i=1, \dots, n} s_i(F(x_{(i)})) \quad (47)$$

where

$$s_i(u) := \Pr [\text{Beta}(i, n-i+1) < u] = \frac{n!}{(i-1)!(n-i)!} \int_0^u t^{i-1} (1-t)^{n-i} dt. \quad (48)$$

For each sample size  $n$ , we first compute an  $\alpha$ -level threshold  $s_{n,\alpha}$  with the bisection method described in Section 1.1.2 for  $\alpha = 5\%$ . We then compute the probability that  $\Pr [M_n^+ < s_{n,\alpha}]$  using each of the following methods:

- **KS (2001)**: the  $O(n^3)$  two-sided algorithm of Khmaladze and Shinjikashvili (2001), described in Section 2.2.
- **MNS (2016)**: the  $O(n^2)$  one-sided algorithm of Moscovich et al. (2016) mentioned in Section 1.2.

- **MN (2017):** the  $O(n^2 \log n)$  two-sided algorithm of [Moscovich and Nadler \(2017\)](#), described in Section 2.3.
- **New:** the  $O(n^2)$  one-sided algorithm described in this paper.

Figure 2 shows the running times for sample sizes  $n = 5000, 10000, \dots, 100,000$ . The Poisson-propagation-based methods **KS (2001)**/**MN (2017)**/**New** all produce the same results in the tested range, with relative errors less than  $10^{-10}$  using standard double-precision (64-bit) floating-point numbers. In contrast, **MNS (2016)** is only accurate up to about  $n = 30,000$ . For the sample size  $n = 35,000$  it produces a relative error of 7% and for  $n > 50,000$  it breaks down completely. Therefore, we did not test the running time of **MNS (2016)** for sample sizes larger than 30,000.

An additional set of large scale benchmarks is shown in Figure 3. This time, due to the long running times involved, we only performed a single measurement for every data point (rather than taking the best out of 3 runs) and used a fixed threshold for all sample sizes, chosen to be the  $\alpha$ -level threshold for  $n = 100,000$  with  $\alpha = 5\%$ . This figure does not show benchmarks for **KS (2001)** due to its excessive running time for large sample sizes. The relative difference between the boundary-crossing probabilities computed using **MN (2017)** and **New** is small throughout the tested range, with a maximum value of  $10^{-9}$  for the sample size  $n = 700,000$ . See Appendix B for additional details on our implementation and benchmarks.

## SUPPLEMENTARY MATERIAL

**crossprob:** C++ code for the fast computation of one-sided and two-sided boundary crossing probabilities of the form (1) and (16). This code compiles into a command-line program and a Python extension module. The implemented algorithms are **KS (2001)** ([Khmaladze and Shinjukashvili, 2001](#)), **MNS (2016)** ([Moscovich et al., 2016](#)), **MN (2017)** ([Moscovich and Nadler, 2017](#)), and the method **New** proposed in this paper. (GNU zipped tar file)

**benchmarks:** Python code for running the benchmarks and producing Figures 2 and 3 (GNU zipped tar file)

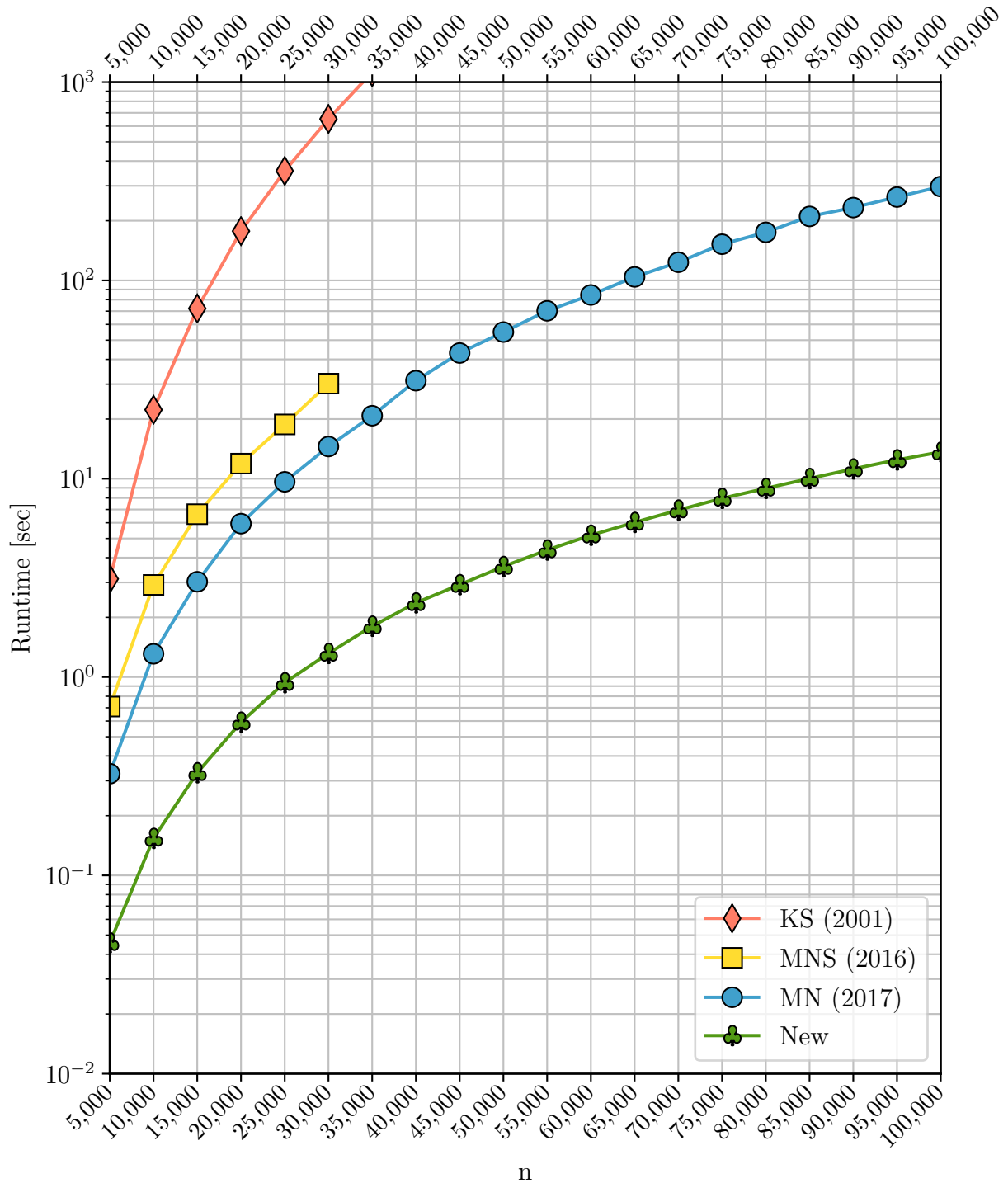


Figure 2: Running times for computing the  $p$ -value of a one-sided goodness-of-fit statistic. Times shown are best out of 3 runs. Note the logarithmic y axis.

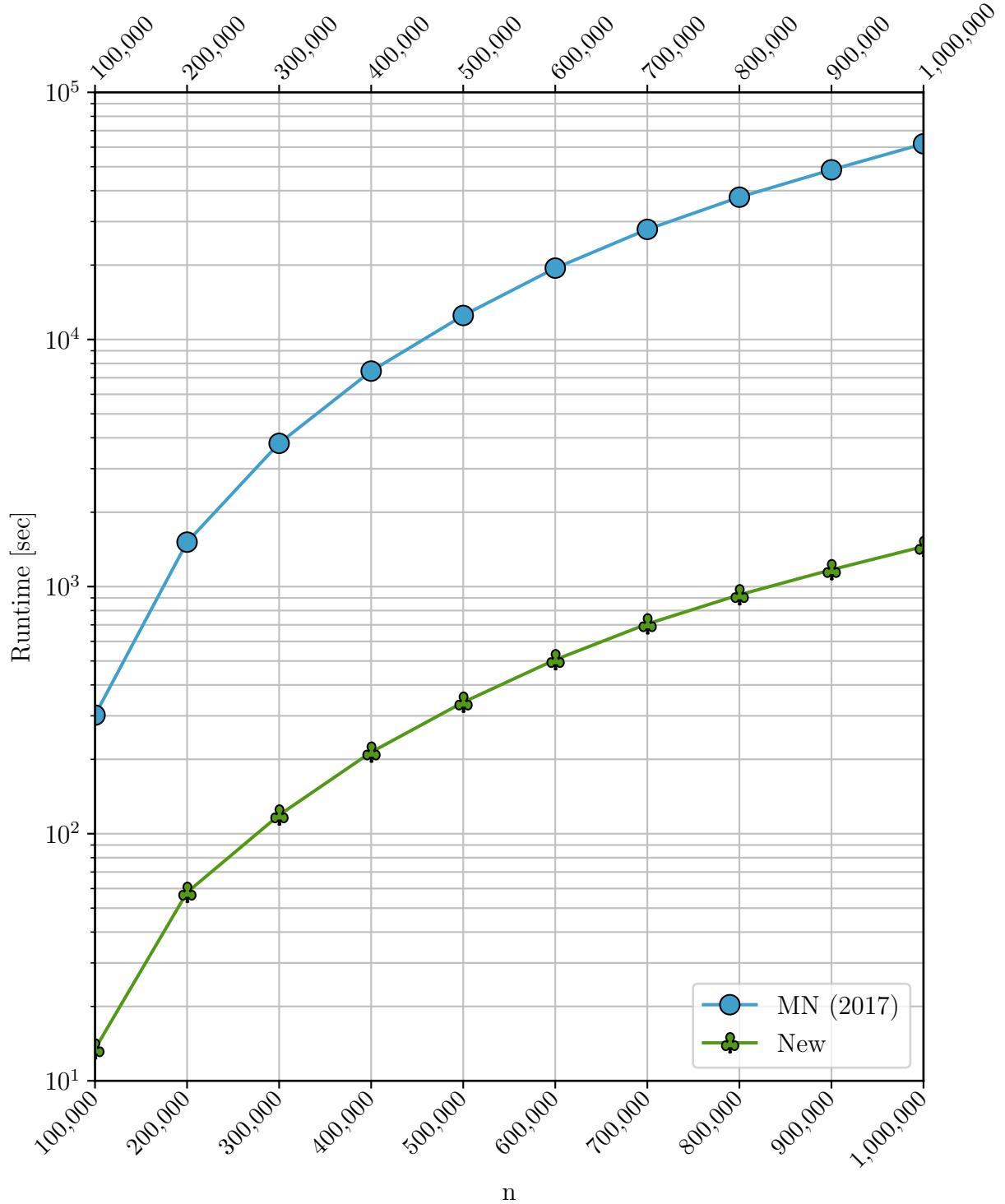


Figure 3: Large scale benchmarks for computing the  $p$ -value of a one-sided goodness-of-fit statistic. Note the logarithmic y axis. Large scale benchmarks of **KS (2001)** were not performed due to excessive running times.

## A Appendix: reduction of the continuous boundary crossing problem to a discrete set of inequalities

We first note that in the continuous boundary-crossing problem (2), the boundary function  $b(t)$  may be assumed to be monotone non-decreasing without loss of generality. This is a direct consequence of the following result,

**Proposition 4.** *Let  $b_{\max}(t) := \max_{u \in [0, t]} b(u)$ . Then:*

(i)  $b_{\max}$  is a non-decreasing function.

(ii)  $\forall t \in [0, 1] : b(t) \leq n\hat{F}_n(t) \iff \forall t \in [0, 1] : b_{\max}(t) \leq n\hat{F}_n(t)$ .

*Proof.* (i) Trivial. (ii) For the  $\Leftarrow$  direction, we simply note that  $b \leq b_{\max}$  and therefore  $b \leq b_{\max} \leq n\hat{F}_n$ . The  $\Rightarrow$  direction follows from the monotonicity of  $\hat{F}_n$ ,

$$b_{\max}(t) = \max_{u \in [0, t]} b(u) \leq \max_{u \in [0, t]} n\hat{F}_n(u) = n\hat{F}_n(t). \quad (49)$$

□

Now, let  $X_1, \dots, X_n \stackrel{i.i.d.}{\sim} U[0, 1]$  be a sample and let  $\hat{F}_n(t) = \frac{1}{n} \sum_i 1(X_i \leq t)$  be its empirical CDF. Consider the boundary crossing probability

$$\Pr \left[ \forall t \in [0, 1] : b(t) \leq n\hat{F}_n(t) \right] \quad (50)$$

where the boundary function  $b(t)$  is now assumed to be monotone non-decreasing. We define a series of first integer passage times,

$$B_i := \inf\{t \in [0, 1] : b(t) > i - 1\} \quad i = 1, \dots, \lceil b(1) \rceil, \quad (51)$$

where  $\lceil x \rceil$  is the smallest integer greater than or equal to  $x$ . The following lemma holds the key observation that allows one to replace the infinite set of inequality constraints  $\forall t \in [0, 1] : b(t) \leq n\hat{F}_n(t)$  with a finite set of inequalities.

**Lemma 2.** *Let  $f : [0, 1] \rightarrow \{0, 1, 2, \dots\}$  be a nondecreasing step function.*

(i) *If  $f(B_i) \geq i$  for all  $i = 1, \dots, k$  then  $b(t) \leq f(t)$  for all  $t \in [0, B_k]$ .*

(ii) *If  $f(B_i) \geq i$  for all  $i = 1, \dots, \lceil b(1) \rceil$  then  $b(t) \leq f(t)$  for all  $t \in [0, 1]$ .*

*Proof.*

**Part (i)** Divide the interval  $[0, B_k)$  into a disjoint union,

$$[0, B_k) = [0, B_1) \cup [B_1, B_2) \cup \dots \cup [B_{k-1}, B_k). \quad (52)$$

We now prove that  $b \leq f$  in each interval separately:

1.  $[0, B_1)$ : By the definition of  $B_1$ , for all  $t < B_1$  we have  $b(t) \leq 0$  and since  $f$  is a non-negative function it follows that  $b(t) \leq 0 \leq f(t)$ .
2.  $(B_i, B_{i+1})$ : By the definition of  $B_i$  and the assumption that  $b(t)$  is non-decreasing we have that if  $t > B_i$  then  $b(t) > i - 1$  and if  $t < B_{i+1}$  then  $b(t) \leq i$ . It follows that for all  $t \in (B_i, B_{i+1})$ ,

$$b(t) \leq i \leq f(B_i) \leq f(t) \quad (53)$$

where the last inequality is due to the monotonicity of  $f$ .

3. The points  $\{B_1, \dots, B_{k-1}\}$ : In the union (52) it is enough to only consider the non-empty intervals. Taking an intermediate point  $t \in (B_i, B_{i+1})$ , using the monotonicity of  $b$  and applying Eq. (53), we obtain

$$b(B_i) \leq b(t) \leq f(B_i). \quad (54)$$

**Part (ii):** Define  $B_0 = 0$ . Since

$$[0, 1] = \left( \bigcup_{i=0, \dots, \lceil b(1) \rceil - 1} [B_i, B_{i+1}) \right) \cup [B_{\lceil b(1) \rceil}, 1], \quad (55)$$

all that remains is to show that  $b(t) \leq f(t)$  in the interval  $[B_{\lceil b(1) \rceil + 1}, 1]$ . Using the monotonicity of  $b$  and  $f$  and the identity  $x \leq \lceil x \rceil$ ,

$$b(t) \leq b(1) < \lceil b(1) \rceil \leq f(B_{\lceil b(1) \rceil}) \leq f(t). \quad (56)$$

□

The converse to Lemma 2.(ii) is not true. Consider for example the functions

$$f(t) = b(t) = \begin{cases} 0 & t \leq 0.5 \\ 1 & t > 0.5 \end{cases} \quad (57)$$

In this example,  $B_1 = 0.5$ , it is true that  $b(t) \leq f(t)$  everywhere but  $f(B_1) \not\leq 1$ . Hence, Lemma 2.(ii) cannot be made into an if-and-only-if statement. However, the following lemma demonstrates that for the random processes we are interested in, the probability of having  $b(t) \leq f(t)$  without  $f(B_i) \geq i$  holding is zero.



**Lemma 3.** *For any counting process  $f : [0, 1] \rightarrow \{0, 1, \dots\}$  with a finite rate,*

$$\Pr [\forall t : b(t) \leq f(t) \text{ and } \neg(\forall i : f(B_i) \geq i)] = 0 \quad (58)$$

*Proof.* By Lemma 2.(ii) if  $\forall i : f(B_i) \geq i$  then  $\forall t : b(t) \leq f(t)$ . Hence,

$$\Pr [\forall i : f(B_i) \geq i] \leq \Pr [\forall t : b(t) \leq f(t)]. \quad (59)$$

Let  $i \in \{1, \dots, \lfloor b(1) \rfloor + 1\}$ . We need to show that the probability of having both  $b \leq f$  and  $f(B_i) < i$  is zero. Since  $f$  is a counting process  $f(B_i) < i$  if and only if  $f(B_i) \leq i - 1$ , and since its rate is bounded, multiple arrivals do not happen simultaneously. Thus if  $f(B_i) \leq i - 1$  then with probability 1 there is some  $\epsilon > 0$  for which  $f(B_i + \epsilon) = f(B_i) \leq i - 1$ , but by the definition of  $B_i$  in Eq. (51) we must have  $b(B_i + \epsilon) > i - 1$  and therefore,

$$f(B_i) = f(B_i + \epsilon) \leq i - 1 < b(B_i + \epsilon). \quad (60)$$

In contradiction to the assumption that  $b \leq f$  everywhere. We have thus demonstrated that for a given index  $i$

$$\Pr [\forall t : b(t) \leq f(t) \text{ and } f(B_i) < i] = 0. \quad (61)$$

Equation (58) follows from (59) and (61).  $\square$

The following is an immediate consequence of Lemma 2.(ii) and Lemma 3.

**Corollary 1** (reduction from the continuous to the discrete problem). *For any counting process  $f : [0, 1] \rightarrow \{0, 1, \dots\}$  with a finite rate,*

$$\Pr [b \leq f] = \Pr [\forall i : f(B_i) \geq i] = \Pr [\forall i : X_{(i)} \leq B_i]. \quad (62)$$

Hence the problem of computing the non-crossing probability in Eq. (2), is reduced to the probability that the inequalities  $f(B_i) \geq i$  hold at a finite set of first-integer-crossing times  $\{B_1, B_2, \dots, B_{\lfloor b(1) \rfloor + 1}\}$  where  $B_i$  were defined in Eq. (51).

The reduction can also be made in the other direction, from the calculation of the discrete boundary crossing probability (1) to the continuous boundary crossing (2).

**Corollary 2** (reduction from the discrete to the continuous problem). *Let  $X_1, \dots, X_n \stackrel{i.i.d.}{\sim} U[0, 1]$  and let  $B_1, \dots, B_n$  be a set of upper bounds in the discrete boundary crossing probability (1). Define their cumulative function as  $b(t) = \sum_i 1(B_i < t)$  then*

$$\Pr [\forall i : X_{(i)} \leq B_i] = \Pr [\forall t : b \leq n\hat{F}_n] \quad (63)$$

where  $\hat{F}_n$  is the empirical CDF of  $X_1, \dots, X_n$ .

*Proof.* Note that by the construction of  $b(t)$ , for all  $i$ ,

$$B_i = \inf\{t : b(t) > i - 1\}. \quad (64)$$

This coincides with the definition of  $B_i$  in Eq. (51). Equation (62) follows.  $\square$

## B Appendix: benchmark and implementation details

All four methods compared in 2 were implemented in C++, compiled in clang 11.0.3, and tested on a 2019 Intel Core i7-8569U CPU. For computing the fast Fourier transform we used the library FFTW 3.3.8 in single-threaded mode (Frigo and Johnson, 2005).

Compared to the implementation of Moscovich and Nadler (2017), this implementation contains an optimization for the two-sided Poisson-propagation algorithms KS (2001) and MN (2017) that specifically handles consecutive lower bounds that satisfy  $b_{i+1} = b_i$  as a special case (see Eq. (16)). This makes the two methods more efficient for one-sided boundary computations, since in this case there are only non-trivial upper bounds  $B_i$  while the lower bounds  $b_i$  are all implicitly set to zero. This, in addition to several other technical code optimizations and the improvement in processor speed resulted in an 8-fold decrease to the running time of MN (2017) in the one-sided boundary case, compared to a similar benchmark in (Moscovich and Nadler, 2017).

Our proposed algorithm has a configurable jump size parameter  $k$ . The entire range  $k \in [\log n, n/\log n]$  gives asymptotically optimal results at  $O(n^2)$ . To get a ballpark estimate for the optimal value of  $k$  we set  $k(x) = x\sqrt{n}$  and minimized the asymptotic runtime in Eq. (46). The resulting minimizer is  $k = \sqrt{2n}$ . However, the setting used in the benchmarks was  $k = \sqrt{n}$  as this was empirically found to be faster.

## References

- Arias-Castro, E., Candès, E. J., and Plan, Y. (2011). Global testing under sparse alternatives: ANOVA, multiple comparisons and the higher criticism. *Annals of Statistics*, 39(5):2533–2556. doi:[10.1214/11-AOS910](https://doi.org/10.1214/11-AOS910).
- Arias-Castro, E., Huang, R., and Verzelen, N. (2020). Detection of sparse positive dependence. *Electronic Journal of Statistics*, 14(1):702–730. doi:[10.1214/19-EJS1675](https://doi.org/10.1214/19-EJS1675).
- Barnett, I., Mukherjee, R., and Lin, X. (2017). The Generalized Higher Criticism for Testing SNP-Set Effects in Genetic Association Studies. *Journal of the American Statistical Association*, 112(517):64–76. doi:[10.1080/01621459.2016.1192039](https://doi.org/10.1080/01621459.2016.1192039).
- Bentley, J. L. and Yao, A. C.-C. (1976). An almost optimal algorithm for unbounded searching. *Information Processing Letters*, 5(3):82–87. doi:[10.1016/0020-0190\(76\)90071-5](https://doi.org/10.1016/0020-0190(76)90071-5).
- Berk, R. H. and Jones, D. H. (1979). Goodness-of-fit test statistics that dominate the Kolmogorov statistics. *Zeitschrift für Wahrscheinlichkeitstheorie und Verwandte Gebiete*, 47(1):47–59. doi:[10.1007/BF00533250](https://doi.org/10.1007/BF00533250).
- Brown, J. R. and Harvey, M. E. (2008a). Arbitrary Precision Mathematica Functions to Evaluate the One-Sided One Sample K-S Cumulative Sampling Distribution. *Journal of Statistical Software*, 26(3):128–129. doi:[10.18637/jss.v026.i03](https://doi.org/10.18637/jss.v026.i03).

- Brown, J. R. and Harvey, M. E. (2008b). Rational Arithmetic Mathematica Functions to Evaluate the Two-Sided One Sample K-S Cumulative Sampling Distribution. *Journal of Statistical Software*, 26(2):1–40. doi:[10.18637/jss.v026.i02](https://doi.org/10.18637/jss.v026.i02).
- Denuit, M., Lefèvre, C., and Picard, P. (2003). Polynomial structures in order statistics distributions. *Journal of Statistical Planning and Inference*, 113(1):151–178. doi:[10.1016/S0378-3758\(01\)00292-0](https://doi.org/10.1016/S0378-3758(01)00292-0).
- Dimitrova, D., Ignatov, Z., and Kaishev, V. (2017). On the First Crossing of Two Boundaries by an Order Statistics Risk Process. *Risks*, 5(3):43. doi:[10.3390/risks5030043](https://doi.org/10.3390/risks5030043).
- Dimitrova, D. S., Ignatov, Z. G., Kaishev, V. K., and Tan, S. (2020). On double-boundary non-crossing probability for a class of compound processes with applications. *European Journal of Operational Research*, 282(2):602–613. doi:[10.1016/j.ejor.2019.09.058](https://doi.org/10.1016/j.ejor.2019.09.058).
- Ding, A. A., Zhang, L., Durvaux, F., Standaert, F.-X., and Fei, Y. (2018). Towards Sound and Optimal Leakage Detection Procedure. In *Lecture Notes in Computer Science*, volume 10728 LNCS, pages 105–122. doi:[10.1007/978-3-319-75208-2\\_7](https://doi.org/10.1007/978-3-319-75208-2_7).
- Dongchu, S. (1998). Exact computation for some sequential tests. *Sequential Analysis*, 17(2):127–150. doi:[10.1080/07474949808836403](https://doi.org/10.1080/07474949808836403).
- Donoho, D. and Jin, J. (2004). Higher criticism for detecting sparse heterogeneous mixtures. *The Annals of Statistics*, 32(3):962–994. doi:[10.1214/009053604000000265](https://doi.org/10.1214/009053604000000265).
- Durbin, J. (1971). Boundary-crossing probabilities for the Brownian motion and Poisson processes and techniques for computing the power of the Kolmogorov-Smirnov test. *Journal of Applied Probability*, 8(3):431–453. doi:[10.2307/3212169](https://doi.org/10.2307/3212169).
- Durbin, J. (1973). *Distribution Theory for Tests Based on the Sample Distribution Function*. Society for Industrial and Applied Mathematics. ISBN 978-0-89871-007-6, doi:[10.1137/1.9781611970586](https://doi.org/10.1137/1.9781611970586).
- Eicker, F. (1979). The Asymptotic Distribution of the Suprema of the Standardized Empirical Processes. *The Annals of Statistics*, 7(1):116–138. doi:[10.1214/aos/1176344559](https://doi.org/10.1214/aos/1176344559).
- Epanechnikov, V. A. (1968). The Significance Level and Power of the Two-Sided Kolmogorov Test in the Case of Small Sample Sizes. *Theory of Probability & Its Applications*, 13(4):686–690. doi:[10.1137/1113085](https://doi.org/10.1137/1113085).
- Finner, H. and Gontscharuk, V. (2018). Two-sample KolmogorovSmirnov-type tests revisited: Old and new tests in terms of local levels. *The Annals of Statistics*, 46(6A):3014–3037. doi:[10.1214/17-AOS1647](https://doi.org/10.1214/17-AOS1647).

- Frey, J. (2008). Optimal distribution-free confidence bands for a distribution function. *Journal of Statistical Planning and Inference*, 138(10):3086–3098. doi:[10.1016/j.jspi.2007.12.001](https://doi.org/10.1016/j.jspi.2007.12.001).
- Friedrich, T. and Schellhaas, H. (1998). Computation of the percentage points and the power for the two-sided Kolmogorov-Smirnov one sample test. *Statistical Papers*, 39(4):361–375. doi:[10.1007/BF02927099](https://doi.org/10.1007/BF02927099).
- Frigo, M. and Johnson, S. (2005). The Design and Implementation of FFTW3. *Proceedings of the IEEE*, 93(2):216–231. doi:[10.1109/JPROC.2004.840301](https://doi.org/10.1109/JPROC.2004.840301).
- Goffard, P.-O. (2019). Two-Sided Exit Problems in the Ordered Risk Model. *Methodology and Computing in Applied Probability*, 21(2):539–549. doi:[10.1007/s11009-017-9606-z](https://doi.org/10.1007/s11009-017-9606-z).
- Goldman, M. and Kaplan, D. M. (2018). Comparing distributions by multiple testing across quantiles or CDF values. *Journal of Econometrics*, 206(1):143–166. doi:[10.1016/j.jeconom.2018.04.003](https://doi.org/10.1016/j.jeconom.2018.04.003).
- Gontscharuk, V., Landwehr, S., and Finner, H. (2015). The intermediates take it all: Asymptotics of higher criticism statistics and a powerful alternative based on equal local levels. *Biometrical Journal*, 57(1):159–180. doi:[10.1002/bimj.201300255](https://doi.org/10.1002/bimj.201300255).
- Hall, P. and Jin, J. (2010). Innovated higher criticism for detecting sparse signals in correlated noise. *Annals of Statistics*, 38(3):1686–1732. doi:[10.1214/09-AOS764](https://doi.org/10.1214/09-AOS764).
- Jaeschke, D. (1979). The Asymptotic Distribution of the Supremum of the Standardized Empirical Distribution Function on Subintervals. *The Annals of Statistics*, 7(1):108–115. doi:[10.1214/aos/1176344558](https://doi.org/10.1214/aos/1176344558).
- Jager, L. and Wellner, J. A. (2004). On the “Poisson boundaries” of the family of weighted Kolmogorov statistics. volume 45 of *Lecture Notes–Monograph Series*, pages 319–331. Institute of Mathematical Statistics, doi:[10.1214/lnms/1196285400](https://doi.org/10.1214/lnms/1196285400).
- Jager, L. and Wellner, J. A. (2005). A new goodness of fit test: the reversed Berk-Jones statistic. Technical report.
- Jager, L. and Wellner, J. A. (2007). Goodness-of-fit tests via phi-divergences. *The Annals of Statistics*, 35(5):2018–2053. doi:[10.1214/0009053607000000244](https://doi.org/10.1214/0009053607000000244).
- Khmaladze, E. and Shinjikashvili, E. (2001). Calculation of noncrossing probabilities for Poisson processes and its corollaries. *Advances in Applied Probability*, 33(3):702–716. doi:[10.1239/aap/1005091361](https://doi.org/10.1239/aap/1005091361).
- Kolmogorov, A. N. (1933). Sulla determinazione empirica di una legge di distribuzione. *Giornale dell’Istituto Italiano degli Attuari*, 4(1):83–91.

- Li, J. and Siegmund, D. (2015). Higher criticism:  $p$ -values and criticism. *The Annals of Statistics*, 43(3):1323–1350. doi:[10.1214/15-AOS1312](https://doi.org/10.1214/15-AOS1312).
- Mason, D. M. and Schuenemeyer, J. H. (1983). A Modified Kolmogorov-Smirnov Test Sensitive to Tail Alternatives. *The Annals of Statistics*, 11(3):933–946. doi:[10.1214/aos/1176346259](https://doi.org/10.1214/aos/1176346259).
- Matthews, D. (2013). Exact Nonparametric Confidence Bands for the Survivor Function. *The International Journal of Biostatistics*, 9(2):185–204. doi:[10.1515/ijb-2012-0046](https://doi.org/10.1515/ijb-2012-0046).
- Meinshausen, N. and Rice, J. (2006). Estimating the proportion of false null hypotheses among a large number of independently tested hypotheses. *The Annals of Statistics*, 34(1):373–393. doi:[10.1214/009053605000000741](https://doi.org/10.1214/009053605000000741).
- Moscovich, A. and Nadler, B. (2017). Fast calculation of boundary crossing probabilities for Poisson processes. *Statistics & Probability Letters*, 123:177–182. doi:[10.1016/j.spl.2016.11.027](https://doi.org/10.1016/j.spl.2016.11.027).
- Moscovich, A., Nadler, B., and Spiegelman, C. (2016). On the exact Berk-Jones statistics and their  $p$ -value calculation. *Electronic Journal of Statistics*, 10(2):2329–2354. doi:[10.1214/16-EJS1172](https://doi.org/10.1214/16-EJS1172).
- Noé, M. (1972). The Calculation of Distributions of Two-Sided Kolmogorov-Smirnov Type Statistics. *The Annals of Mathematical Statistics*, 43(1):58–64. doi:[10.1214/aoms/1177692700](https://doi.org/10.1214/aoms/1177692700).
- Noé, M. and Vandewiele, G. (1968). The Calculation of Distributions of Kolmogorov-Smirnov Type Statistics Including a Table of Significance Points for a Particular Case. *The Annals of Mathematical Statistics*, 39(1):233–241. doi:[10.1214/aoms/1177698523](https://doi.org/10.1214/aoms/1177698523).
- Owen, A. B. (1995). Nonparametric Likelihood Confidence Bands for a Distribution Function. *Journal of the American Statistical Association*, 90(430):516. doi:[10.2307/2291062](https://doi.org/10.2307/2291062).
- Porter, T. and Stewart, M. (2020). Beyond HC: More sensitive tests for rare/weak alternatives. *Annals of Statistics*, 48(4):2230–2252. doi:[10.1214/19-AOS1885](https://doi.org/10.1214/19-AOS1885).
- Press, W. H., Flannery, B. P., Teukolsky, S. A., and T., V. W. (1992). *Numerical recipes in C: the art of scientific computing*. Cambridge University Press, 2nd edition.
- Rényi, A. (1953). On the theory of order statistics. *Acta Mathematica Academiae Scientiarum Hungaricae*, 4(3-4):191–231. doi:[10.1007/BF02127580](https://doi.org/10.1007/BF02127580).
- Roquain, E. and Villers, F. (2011). Exact calculations for false discovery proportion with application to least favorable configurations. *The Annals of Statistics*, 39(1):584–612. doi:[10.1214/10-AOS847](https://doi.org/10.1214/10-AOS847).

- Sabatti et al., C. (2009). Genome-wide association analysis of metabolic traits in a birth cohort from a founder population. *Nature Genetics*, 41(1):35–46. doi:[10.1038/ng.271](https://doi.org/10.1038/ng.271).
- Shorack, G. R. and Wellner, J. A. (2009). *Empirical Processes with Applications to Statistics*. Society for Industrial and Applied Mathematics. ISBN 978-0-89871-684-9, doi:[10.1137/1.9780898719017](https://doi.org/10.1137/1.9780898719017).
- Steck, G. P. (1971). Rectangle Probabilities for Uniform Order statistics and the Probability That the Empirical Distribution Function Lies Between Two Distribution Functions. *The Annals of Mathematical Statistics*, 42(1):1–11. doi:[10.1214/aoms/1177693490](https://doi.org/10.1214/aoms/1177693490).
- Sulis, S., Mary, D., and Bigot, L. (2017). A Study of Periodograms Standardized Using Training Datasets and Application to Exoplanet Detection. *IEEE Transactions on Signal Processing*, 65(8):2136–2150. doi:[10.1109/TSP.2017.2652391](https://doi.org/10.1109/TSP.2017.2652391).
- Sun, R. and Lin, X. (2019). Genetic Variant Set-Based Tests Using the Generalized Berk-Jones Statistic With Application to a Genome-Wide Association Study of Breast Cancer. *Journal of the American Statistical Association*, 0(0):1–13. doi:[10.1080/01621459.2019.1660170](https://doi.org/10.1080/01621459.2019.1660170).
- von Schroeder, J. and Dickhaus, T. (2020). Efficient calculation of the joint distribution of order statistics. *Computational Statistics & Data Analysis*, 144:106899. doi:[10.1016/j.csda.2019.106899](https://doi.org/10.1016/j.csda.2019.106899).
- Wald, A. and Wolfowitz, J. (1939). Confidence Limits for Continuous Distribution Functions. *The Annals of Mathematical Statistics*, 10(2):105–118. doi:[10.1214/aoms/1177732209](https://doi.org/10.1214/aoms/1177732209).
- Wellner, J. A. and Koltchinskii, V. (2003). A note on the asymptotic distribution of Berk-Jones type statistics under the null hypothesis. In *High Dimensional Probability III*, pages 321–332. Birkhäuser Basel, Basel, doi:[10.1007/978-3-0348-8059-6\\_19](https://doi.org/10.1007/978-3-0348-8059-6_19).
- Worsley, K. J. (1986). Confidence Regions and Tests for a Change-Point in a Sequence of Exponential Family Random Variables. *Biometrika*, 73(1):91. doi:[10.2307/2336275](https://doi.org/10.2307/2336275).
- Zhang, H., Jin, J., and Wu, Z. (2020). Distributions and Power of Optimal Signal-Detection Statistics in Finite Case. *IEEE Transactions on Signal Processing*, 68:1021–1033. doi:[10.1109/TSP.2020.2967179](https://doi.org/10.1109/TSP.2020.2967179).