

A leak in PRNU based source identification. Questioning fingerprint uniqueness

MASSIMO IULIANI^{1,2}, MARCO FONTANI³, AND ALESSANDRO PIVA^{1,2}, (Fellow, IEEE)

¹Department of Information Engineering, University of Florence, Via di S. Marta, 3, 50139 Florence, Italy

²FORLAB, Multimedia Forensics Laboratory, PIN Srl, Piazza G. Ciardi, 25, 59100 Prato, Italy

³AMPED Software, Loc. Padriciano 99, 34149 Trieste, Italy

Corresponding author: Alessandro Piva (e-mail: alessandro.piva@unifi.it).

ABSTRACT Photo Response Non-Uniformity (PRNU) is considered the most effective trace for the image source attribution task. Its uniqueness ensures that the sensor pattern noises extracted from different cameras are strongly uncorrelated, even when they belong to the same camera model. However, with the advent of computational photography, most recent devices heavily process the acquired pixels, possibly introducing non-unique artifacts that may reduce PRNU noise's distinctiveness, especially when several exemplars of the same device model are involved in the analysis. Considering that PRNU is an image forensic technology that finds actual and wide use by law enforcement agencies worldwide, it is essential to keep validating such technology on recent devices as they appear. In this paper, we perform an extensive testing campaign on over 33.000 Flickr images belonging to 45 smartphone and 25 DSLR camera models released recently to determine how widespread the issue is and which is the plausible cause. Experiments highlight that most brands, like Samsung, Huawei, Canon, Nikon, Fujifilm, Sigma, and Leica, are strongly affected by this issue. We show that the primary cause of high false alarm rates cannot be directly related to specific camera models, firmware, nor image contents. It is evident that the effectiveness of PRNU based source identification on the most recent devices must be reconsidered in light of these results. Therefore, this paper is intended as a call to action for the scientific community rather than a complete treatment of the subject. Moreover, we believe publishing these data is important to raise awareness about a possible issue with PRNU reliability in the law enforcement world.

INDEX TERMS Image processing, image classification, image forensics, source identification.

I. INTRODUCTION

Photo Response Non-Uniformity (PRNU) is considered the most distinctive trace to link an image to its originating device [1]. Such a trace has been studied and improved for more than a decade and can be used for several tasks: (i) attribute an image to its source camera [2]; (ii) determine whether two images belong to the same camera [3]; (iii) cluster a large number of images based on the originating device [4]; (iv) determine whether a photo and a video have been captured with the same camera [5]; (v) detect and localize the presence of a manipulated image region [2].

After its introduction [1], several refinements were proposed to improve the usage of the PRNU trace under challenging scenarios. Non-unique artifacts introduced by color interpolation and JPEG compression were studied and re-

moved [2]. a more general approach was proposed to manage the case of cropped and resized images, and the peak-to-correlation-energy (PCE) ratio was introduced as a more robust way to measure the peak value of the correlation [6], [7]. To further improve its effectiveness and efficiency, several filters and pre-processing steps have been designed [8], [9], [10], [11], [12], and, recently, also data-driven approaches have been proposed [13], [14]. PRNU compression techniques have been developed to enable very large scales operations [15], [16], previously impossible due to the size of the PRNU pattern and the matching operations' complexity. Such a trace has also been studied under more complicated setups, e.g., when the media is exchanged through social media [17], [18], or when it is acquired using digital zoom [6]. PRNU has also been combined with camera-model finger-

prints to increase the performance of source identification [19].

All the mentioned works have been carried out under scenarios where the images used in the experiments were taken by camera devices or smartphones that follow the standard acquisition pipeline [20]. The first step towards more modern acquisition devices was the study of PRNU detection in the presence of Electronic Image Stabilization (EIS). EIS introduces a pixel grid misalignment that, if not taken into account, leads PRNU based testing to failure [21]–[24]. Anyhow, under all the above scenarios, the main risk was mainly related to the increase of the false negative rate. On the other hand, when dealing with false positive rate, the effectiveness of PRNU has never been put in doubt. Indeed, the state of the art [17] highlights that, when a good reference is available, the source identification task on a single image can achieve an area under curve (AUC) of 0.99 and a false positive rate below 0.001 (at the commonly agreed PCE ratio threshold of 60).

Thanks to these results and similar experiments carried out with other datasets, forensic experts, law enforcement agencies, and the research community agree on the effectiveness of PRNU as a means for the source identification task. More specifically, a false positive is expected to be a sporadic event, thus assuring that a high PCE ratio value represents a robust and reliable finding.

This belief, actually, is mainly based on results achieved on devices released several years ago (such as those in the VISION dataset [17]), so their imaging technology is somewhat obsolete.

With the advent of computational photography, new challenges appear since the image acquisition pipeline is rapidly changing, and it appears to be strongly customized by each brand. Novelty involves both the acquisition process, e.g., with the use of pixel binning [25], [26], and the in-camera processing, with the development of customized HDR algorithms [27] and the exploitation of artificial intelligence for a variety of image improvements [28], [29].

These new customized pipelines can introduce new non-unique artifacts (NUA), shared among different cameras of the same model, or even among cameras of different models, disturbing the PRNU extraction process. This fact poses the severe risk that images belonging to different cameras expose correlated patterns, thus increasing the false alarm rate abruptly in PRNU detection. This is a severe issue since PRNU based source identification is currently used as evidence in court¹ and is implemented in several forensic software supplied to law enforcement agencies and intelligence services, like PRNU Compare Professional² developed by the Netherlands Forensic Institute (NFI), and Amped Authenticate³ by Amped Software.

¹(United States of America v Nathan Allen Railey, United States District Court: Southern District of Alabama: 1:10-cr-00266-CG-N, 2011)

²<https://www.forensicinstitute.nl/products-and-services/forensic-products>

³<https://ampedsoftware.com/authenticate>

To the best of our knowledge, this paper represents the first study where the PRNU based source identification is tested under a large set of images taken by the most recent devices that exploit the newest imaging technologies. In particular, we highlight that this forensic technique, applied as it is on modern cameras, is not reliable anymore since it is strongly affected by unexpected high correlations among different devices of the same camera model or brand. Considering that PRNU based source camera identification is currently used by law enforcement agencies worldwide, often to investigate serious crimes such as child sexual exploitation, we believe it is fundamental that the scientific community cross-verifies the results we obtained (the dataset presented in the paper is made available) and tries to shed light on this potentially disruptive discovery as promptly as possible.

The paper is organized as follows: Section II summarizes the theoretical framework and the main pipeline for the PRNU extraction and comparison; in Section III presents the collected dataset; in Section IV we describe the experiments performed on the acquired data and comment on the results; in Section V we focus on the results obtained comparing different exemplars of two specific devices. Section VI draws some conclusions and highlights questions that remain open.

Everywhere in this paper, vectors and matrices are indicated in bold as \mathbf{X} and their components as $\mathbf{X}(i)$ and $\mathbf{X}(i, j)$ respectively. All operations are element-wise unless mentioned otherwise. Given two vectors \mathbf{X} and \mathbf{Y} , $\|\mathbf{X}\|$ is the euclidean norm of \mathbf{X} , $\mathbf{X} \cdot \mathbf{Y}$ is the dot product between \mathbf{X} and \mathbf{Y} , $\bar{\mathbf{X}}$ is the mean value of \mathbf{X} , $\rho(s_1, s_2; \mathbf{X}, \mathbf{Y})$ is the normalized cross-correlation between \mathbf{X} and \mathbf{Y} calculated at the spatial shift (s_1, s_2) as

$$\rho(s_1, s_2; \mathbf{X}, \mathbf{Y}) = \frac{\sum_i \sum_j (\mathbf{X}[i, j] - \bar{\mathbf{X}})(\mathbf{Y}[i + s_1, j + s_2] - \bar{\mathbf{Y}})}{\|\mathbf{X} - \bar{\mathbf{X}}\| \|\mathbf{Y} - \bar{\mathbf{Y}}\|},$$

where the shifts $[i, j]$ and $[i + s_1, j + s_2]$ are taken modulo the horizontal and vertical image dimensions⁴. Furthermore, we denote maximum by $\rho(s_{peak}; \mathbf{X}, \mathbf{Y}) = \max_{s_1, s_2} \rho(s_1, s_2; \mathbf{X}, \mathbf{Y})$. The notations are simplified in $\rho(s)$ and in $\rho(s_{peak})$ when the two vectors cannot be misinterpreted.

II. PRNU BASED SOURCE IDENTIFICATION

PRNU defines a subtle variation among pixels amplitude due to the different sensitivity to light of the sensor's elements. This defect introduces a unique fingerprint into every image the camera takes. Then, camera fingerprints can be estimated and compared against images to determine the originating device. A camera fingerprint is usually estimated from n images $\mathbf{I}_1, \dots, \mathbf{I}_n$ as follows: a denoising filter [1], [30] is applied to the images to obtain the noise residuals $\mathbf{W}_1, \dots, \mathbf{W}_n$. The camera fingerprint estimate $\tilde{\mathbf{K}}$ is derived by the maximum likelihood estimator [2]:

$$\tilde{\mathbf{K}} = \frac{\sum_{i=1}^N \mathbf{W}_i \mathbf{I}_i}{\sum_{i=1}^N \mathbf{I}_i^2}. \quad (1)$$

⁴If \mathbf{X} and \mathbf{Y} dimensions mismatch, a zero down-right padding is applied.

Two further processing are applied to $\tilde{\mathbf{K}}$ to remove demosaicing traces, JPEG blocking and other non-unique artifacts [2].

The most common source identification test tries to determine whether a query image \mathbf{I} belongs to a specific camera. Given \mathbf{W} the noise residual extracted from \mathbf{I} and the reference camera fingerprint estimate $\tilde{\mathbf{K}}$, the two-dimensional normalized cross-correlation $\rho(s_1, s_2; \mathbf{X}, \mathbf{Y})$ is computed with $\mathbf{X} = \mathbf{I}\tilde{\mathbf{K}}$, $\mathbf{Y} = \mathbf{W}$ for any plausible shift (s_1, s_2) ; then the peak-to-correlation energy (PCE) ratio [7] is derived as

$$PCE = \frac{\rho(s_{peak})^2}{\frac{1}{mn-|\mathcal{V}|} \sum_{s \notin \mathcal{V}} \rho(s)^2} \quad (2)$$

where \mathcal{V} is a small set of peak neighbours and (m, n) is the image pixel resolution. When $PCE > \tau$, for a given threshold τ , we decide that \mathbf{W} is found within \mathbf{I} , i.e. the image belongs to the reference camera. A threshold of 60 is commonly accepted by the research community since, according to experimental validation, it guarantees a negligible false alarm rate (FAR) [7], [21], [31], [22].

III. COLLECTED DATASET

In order to understand the impact of the technological novelties in the imaging field on PRNU detection, we collected images from Flickr. Indeed, this image sharing platform allows, under some settings, to download the original version of shared images [32]. We downloaded images belonging to 45 smartphone and 25 DSLR camera models chosen among the most widespread in the market⁵. The lists of smartphones and cameras are provided in Table 1 and Table 2 respectively, together with the number of exemplars for each model. For each targeted device model, we aimed to download images from 10 different users, ensuring that at least 70 images were available for each user. For some devices, especially very recent ones, we could only find sufficient data for a lower number of users.

These rules regulated the download and further selection of images:

- 1) Exif *Make* and *Model* metadata must be present and match the targeted device;
- 2) image resolution must match the maximum resolution allowed by the device. For some devices, especially those featuring pixel binning, we downloaded multiple resolutions. In such cases, ten users were targeted for each resolution;
- 3) image metadata must not contain traces of processing software. To achieve this, we checked the *Exif software* tag against a blacklist of over 90 image processing software;

We then analyzed images for each user and computed the mode of their *Focal Length* metadata, when available. We maintained only images whose focal length matched the mode, while others were discarded. This further filtering rule ensures that images from the same camera are used in

TABLE 1: List of smartphones composing the Flickr dataset. For each model, the number of Flickr users is shown. The devices for which multiple resolutions were considered are highlighted in bold.

ID	Brand	Model	Exemplars
S01	Apple	iPhone 11	8
S02	Apple	iPhone 11 Pro	7
S03	Apple	iPhone 11 Pro Max	9
S04	Apple	iPhone 6	10
S05	Apple	iPhone 6 Plus	10
S06	Apple	iPhone 7	10
S07	Apple	iPhone 7 Plus	7
S08	Apple	iPhone 8	10
S09	Apple	iPhone 8 plus	10
S10	Apple	iPhone X	8
S11	Apple	iPhone XR	5
S12	Apple	iPhone XS	7
S13	Apple	iPhone XS Max	9
S14	Huawei	P20 Lite	10
S15	Huawei	P20 Pro	2
S16	Huawei	P30	11
S17	Huawei	Mate 20 Pro	19
S18	Huawei	P30 Lite	11
S19	Huawei	P Smart 2019	10
S20	Huawei	Mate 20 Lite	10
S21	Huawei	P30 Pro	12
S22	Huawei	P10	19
S23	Motorola	E5 Play	9
S24	Nokia	PureView 808	8
S25	Oneplus	6	10
S26	Oneplus	6T	8
S27	Oppo	A9 2020	3
S28	Realme	C2	2
S29	Samsung	Galaxy A10e	4
S30	Samsung	Galaxy A20	3
S31	Samsung	Galaxy A40	5
S32	Samsung	Galaxy A50	3
S33	Samsung	Galaxy S6	8
S34	Samsung	Galaxy S7	8
S35	Samsung	Galaxy S7 edge	9
S36	Samsung	Galaxy S8	8
S37	Samsung	Galaxy S8+	10
S38	Samsung	Galaxy S9	7
S39	Samsung	Galaxy S9+	9
S40	Samsung	Galaxy S10e	5
S41	Samsung	Galaxy S10	10
S42	Samsung	Galaxy S10+	10
S43	Xiaomi	Mi 9	7
S44	Xiaomi	Mi A3	3
S45	Xiaomi	Redmi Note 7	9

the case of multi-camera devices. Finally, we divided the remaining images into two groups:

- *Reference images*: a group of no less than 20 and no more than 35 images, for which the *Digital Zoom* metadata was either absent or equal to 1.0;
- *Test images*: all remaining images for the user.

Overall, the dataset comprises 24.908 images from 372 smartphone and 8.347 images from 114 DSLR camera exemplars. Table 5 reports the main statistics of the dataset. The collected dataset will be made available to researchers upon request to the corresponding author.

IV. EXPERIMENTS

For each collected device, we carried out the source attribution task according to the following protocol:

⁵based on statistics found on <https://www.statista.com/>

TABLE 2: List of cameras composing the Flickr dataset. For each model, the number of Flickr users is shown.

ID	Brand	Model	Exemplars
C01	Canon	EOS 90D	6
C02	Canon	EOS M6 Mark II	5
C03	Canon	EOS Rebel SL3	7
C04	Canon	EOS RP	6
C05	Canon	EOS-1D X Mark III	2
C06	Canon	PowerShot G7 X Mark II	9
C07	Canon	PowerShot G7 X Mark III	2
C08	Nikon	Coolpix A1000	2
C09	Sony	DSC-Rx0	4
C10	Sony	DSC-Rx100m7	4
C11	Olympus	E-M1X	6
C12	Gopro	Hero8 black	2
C13	Sony	ILCE-6400	7
C14	Sony	ILCE-6600	2
C15	Sony	ILCE-7rm4	3
C16	Sony	ILCE-7s	8
C17	Sony	ILCE-9	5
C18	Leica	Q2	6
C19	Nikon	D780	2
C20	Nikon	Z50	3
C21	Sigma	fp	4
C22	Olympus	TG-6	8
C23	Leica	V-Lux (typ 114)	4
C24	Fujifilm	X-Pro3	2
C25	Fujifilm	X-T30	5

- **Reference building:** a camera fingerprint was created for each user, using the available *Reference images*;
- **Match test:** all available N_t *Test images* from the same user were compared against the fingerprint, testing all possible rigid rotations (0° , 90° , 180° , 270°);
- **Mismatch test:** a set of $200 - N_t$ images captured with the same device model but by a different user were compared against the fingerprint, testing all possible rigid rotations and scaling them to match the fingerprint size if needed;

In Figures 1 and 2, we report the achieved PCE statistics: the first three plots cover Apple, Huawei, and Samsung devices, respectively. The fourth plot includes smartphones from other brands, and the fifth plot is dedicated to compact and DSLR cameras. Matching and mismatching tests are reported in green and red, respectively, while the red dashed line denotes a threshold value of 60. In Table 3 and 4 we also list the observed FPR for smartphones and cameras, respectively.

At first glance, we notice that most brands seem to expose unexpected correlation patterns. However, for Apple devices, the issue looks to be concentrated on a specific device, namely iPhone 11 Pro. Conversely, several other brands' models expose significant FPR values: Xiaomi Redmi Note 7 exceeds 5%; Galaxy A50 and Galaxy S10 exceed 10%; P20 Pro and Mate 20 Pro exceed 20%; Nokia Pure View 808, exceeds 40%. Cameras are also involved since Canon, Fujifilm, Leica, Sigma, and Nikon expose the same issue. Some of them, like Fujifilm X-T30 and Sigma fp, also exceed 60% of wrong attribution rate. Noticeably, the Fujifilm X-T30 embeds the camera serial number in the Exif metadata: it was thus possible to ensure that images from different Flickr

users come from cameras with different serial numbers. Furthermore, as the boxplots show, the PCE value obtained by non-matching images is often well above the median PCE obtained by matching images, suggesting that adjusting the threshold is not a solution to the problem. These facts also suggest that even obtaining images from many exemplars of the same camera model could not sufficiently compute a reliable threshold with the classical Neyman-Pearson approach.

V. INTER USERS ANALYSIS

We analyzed, for each device producing unexpected correlation patterns, the achieved statistics within different users. Concerning the Apple devices, in Figure 3 we consider the fingerprint of user 101543825@N07, and we show how the PCE ratios of the tested images are distributed across the users. It can be clearly noticed that the unexpected matching affects three devices only. The hypothesis that these users share the same phone, or that they can be attributed to the same person is considered strongly unlikely since image geolocalization tags expose distant acquisition places (see Figure 4).

A deeper analysis of the *Exif* metadata highlights that most of the false alarms expose the tag *Custom Rendered: Portrait HDR* highlighting that the images were captured in *Portrait Mode*. Similarly, a few reference images also expose the same tag. It is known that such an acquisition mode introduces NUAs due to the in-camera background processing [33], [34]. The above results seem to be a reasonable explanation for the wrong attribution on Apple devices.

Similarly, in Figure 5, we report the Samsung S10e collisions for user 13346175@N08's fingerprint against all other users with the same device model. It can be noticed that, in this case, false positives are spread across most users. Again, the geolocalization tags highlight that these images are reasonably acquired with different devices (Figure 6). However, in this case, both image content and metadata analysis did not expose any evident anomaly (e.g., customized acquisition mode, shared firmware). For the sake of brevity, we do not report similar plots for all the users; however, the cause of the wrong attribution on non-Apple devices does not seem to be explainable with some known processing.

It is worth mentioning that false positives are not independent of the resolution settings: the Huawei Mate 20 Pro, for example, suffers from false positives at the 10MP and 20MP resolution, but not at the maximum resolution. This may suggest that the in-camera subsampling introduced by pixel binning could be the leading cause of the NUA. This could be the case of Huawei P30 and Mate 20 Pro where false alarm only occurs on sub-sampled images. However, Huawei P30 lite also adopts pixel binning but, in this case, FPR is negligible independently on the resolution settings.

All the above facts strongly suggest that these unexpected correlation patterns cannot be attributed to specific processing that involves shooting modes, brand-proprietary technologies, and specific model in-camera processing.

FIGURE 1: PCE statistics computed from Apple, Huawei, and Samsung devices (top, middle and bottom plot respectively). Matching and mismatching images are reported in green and red, respectively. The threshold of 60 is highlighted by the red dashed line.

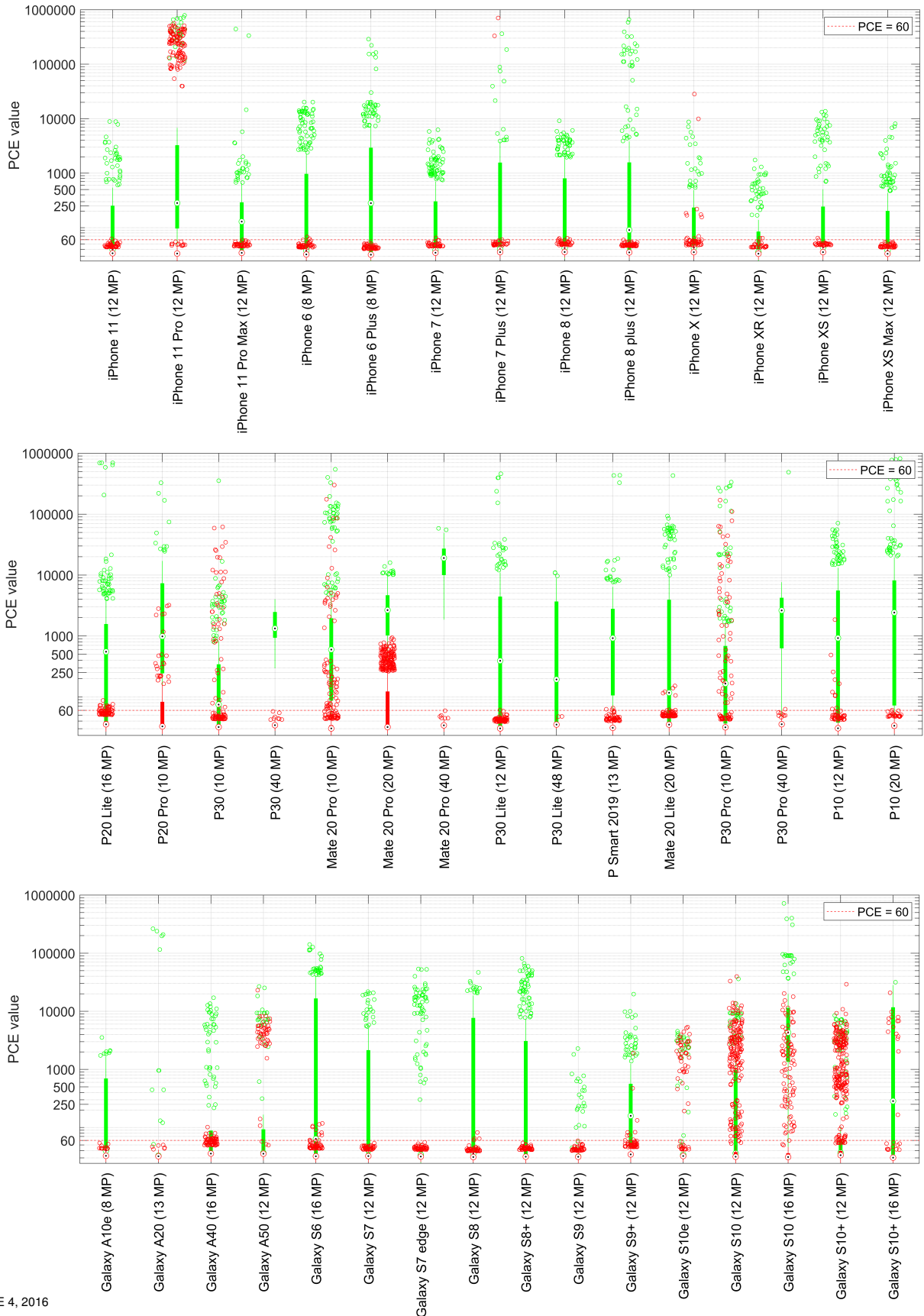
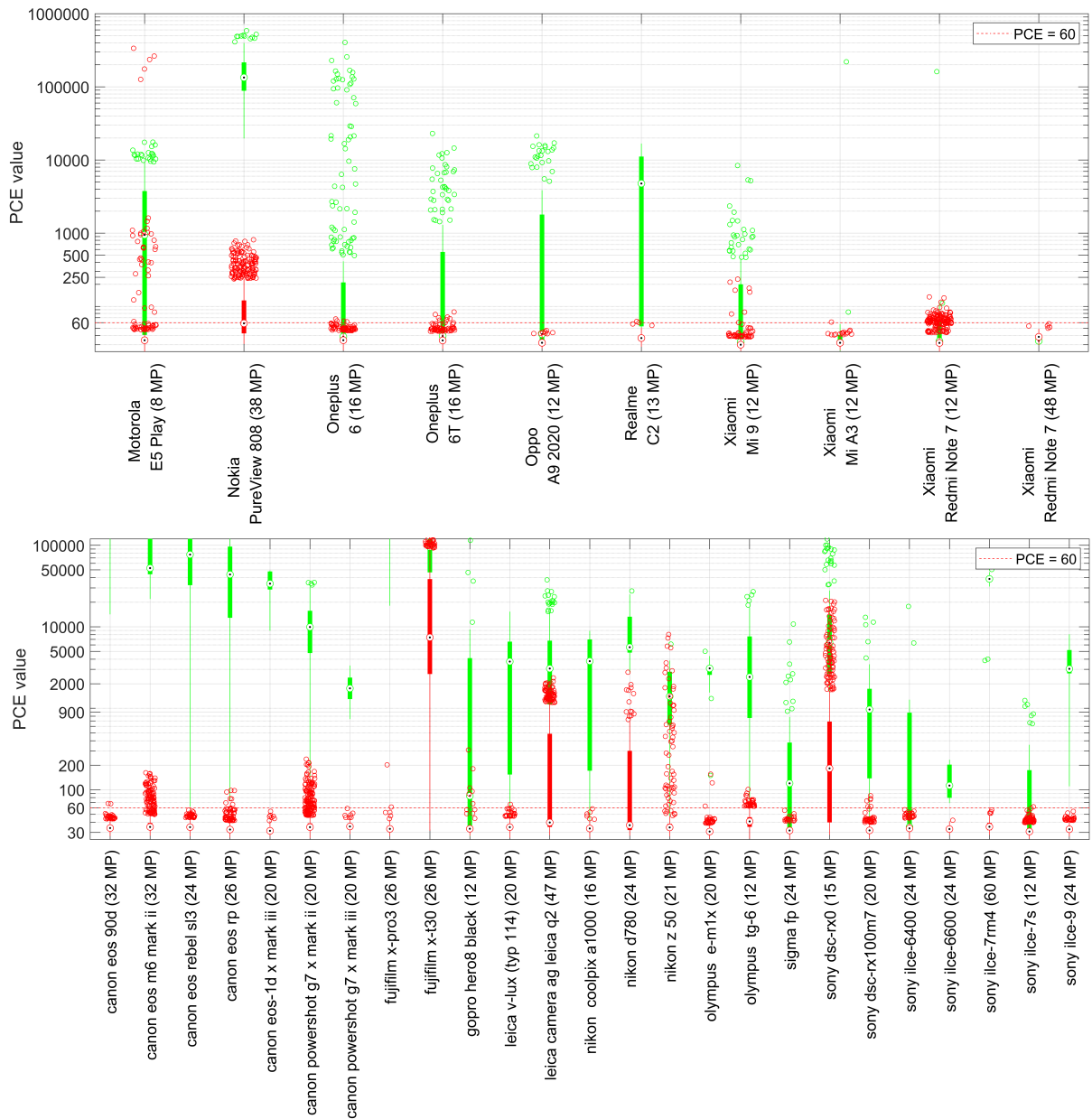


FIGURE 2: PCE statistics computed from other smartphones (first plot) and from cameras (second plot). Matching and mismatching tests are reported in green and red, respectively. The threshold of 60 is highlighted by the red dashed line.



VI. CONCLUSIONS

In this paper, we investigated the reliability of PRNU-based source identification on modern devices.

We conducted a validation on a dataset obtained from Flickr, comprising 45 smartphone and 25 camera models. Results show that fingerprint uniqueness is not guaranteed for most brands. Many models from popular brands (e.g., Huawei, Samsung) expose a false positive rate larger than 5% when the commonly accepted threshold of 60 is employed. A more in-depth analysis of image content and metadata highlighted that the cause of unexpected correlation patterns could not be reasonably attributed to a single specific imaging

technology or processing. In contrast, it involves unusual shooting modes, brand-proprietary technology, and specific model in-camera processing. The achieved results also highlight that adjusting the threshold is not a solution to the problem. We leave it for future work to make a deeper analysis of the strength, position, and a number of the correlation peaks for each device model to identify the possible leading causes and how we can possibly deal with them. Furthermore, we will consider extending the analysis of the problem to the same images exchanged through social media platforms.

Considering the widespread, worldwide application of this technology by law enforcement agencies, we believe it is of

TABLE 3: Observed FPR for smartphones. For some models, we detail the results achieved at each different image resolution.

Apple devices	FPR (%)
iPhone 11 (12 MP)	0.1
iPhone 11 Pro (12 MP)	8.5
iPhone 11 Pro Max (12 MP)	0
iPhone 6 (8 MP)	0.1
iPhone 6 Plus (8 MP)	0
iPhone 7 (12 MP)	0.1
iPhone 7 Plus (12 MP)	0.2
iPhone 8 (12 MP)	0.2
iPhone 8 plus (12 MP)	0
iPhone X (12 MP)	0.8
iPhone XR (12 MP)	0.2
iPhone XS (12 MP)	0.1
iPhone XS Max (12 MP)	0
Huawei devices	FPR (%)
P20 Lite (16 MP)	1.1
P20 Pro (10 MP)	28.6
P30 (10 MP)	2.5
P30 (40 MP)	0
Mate 20 Pro (10 MP)	4.2
Mate 20 Pro (20 MP)	27.4
Mate 20 Pro (40 MP)	0
P30 Lite (12 MP)	0.1
P30 Lite (48 MP)	0
P Smart 2019 (13 MP)	0.2
Mate 20 Lite (20 MP)	0.4
P30 Pro (10 MP)	3.4
P30 Pro (40 MP)	0.3
P10 (12 MP)	0.7
P10 (20 MP)	0.1
Samsung devices	FPR (%)
Galaxy A10e (8 MP)	0
Galaxy A20 (13 MP)	0
Galaxy A40 (16 MP)	3.2
Galaxy A50 (12 MP)	10.8
Galaxy S6 (16 MP)	0.7
Galaxy S7 (12 MP)	0
Galaxy S7 edge (12 MP)	0
Galaxy S8 (12 MP)	0.3
Galaxy S8+ (12 MP)	0
Galaxy S9 (12 MP)	0
Galaxy S9+ (12 MP)	0.6
Galaxy S10e (12 MP)	5.1
Galaxy S10 (12 MP)	18.1
Galaxy S10 (16 MP)	13.5
Galaxy S10+ (12 MP)	15.2
Galaxy S10+ (16 MP)	4.6
Other devices	FPR (%)
Motorola E5 Play (8 MP)	2.5
Nokia PureView 808 (38 MP)	48.4
Oneplus 6 (16 MP)	0.2
Oneplus 6T (16 MP)	0.6
Oppo A9 2020 (12 MP)	0
Realme C2 (13 MP)	1.5
Xiaomi Mi 9 (12 MP)	0.7
Xiaomi Mi A3 (12 MP)	0.2
Xiaomi Redmi Note 7 (12 MP)	7.1
Xiaomi Redmi Note 7 (48 MP)	0

TABLE 4: Observed FPR for cameras.

Camera devices	FPR (%)
Canon EOS 90D (32 MP)	0.2
Canon EOS M6 Mark II (32 MP)	8.8
Canon EOS Rebel SL3 (24 MP)	0
Canon EOS RP (26 MP)	0.6
Canon EOS-1D X Mark III (20 MP)	0
Canon PowerShot G7 X Mark II (20 MP)	6.2
Canon PowerShot G7 X Mark III (20 MP)	0
Fujifilm X-Pro3 (26 MP)	1.4
Fujifilm X-T30 (26 MP)	99.2
Gopro Hero8 black (12 MP)	4.3
Leica V-Lux (typ 114) (20 MP)	0.1
Leica Q2 (47 MP)	38
Nikon Coolpix A1000 (16 MP)	0
Nikon D780 (13 MP)	38.5
Nikon Z50 (21 MP)	13.1
Olympus E-M1X (20 MP)	0.3
Olympus TG-6 (20 MP)	2.8
Sigma fp (24 MP)	0
Sony DSC-Rx0 (24 MP)	66.4
Sony DSC-Rx100m7 (15 MP)	0.8
Sony ILCE-6400 (24 MP)	0
Sony ILCE-6600 (24 MP)	0
Sony ILCE-7rm4 (60 MP)	0
Sony ILCE-7s (12 MP)	0.1
Sony ILCE-9 (24 MP)	0

TABLE 5: Summary of the main dataset's statistics

	smartphones	cameras
# collected images	24.908	8.347
# devices	372	114
# different models	45	25
# reference images	12.752	3.586
# matching tests	12.141	1.563
# mismatching tests	61.655	19.382

paramount importance to shed light on the issues raised in this paper. Therefore, this work is to be intended as a call to action for the scientific community, which we invite to reproduce and validate our results and answer the questions that remained open.

ACKNOWLEDGMENT

This work was partially supported by the Air Force Research Laboratory and by the Defense Advanced Research Projects Agency under Grant HR00112090136, and by the Italian Ministry of Education, Universities and Research MIUR under Grant 2017Z595XS.

REFERENCES

- [1] Jan Lukas, Jessica Fridrich, and Miroslav Goljan, "Digital camera identification from sensor pattern noise," *IEEE Transactions on Information Forensics and Security*, vol. 1, no. 2, pp. 205–214, 2006.
- [2] Mo Chen, Jessica Fridrich, Miroslav Goljan, and Jan Lukáš, "Determining image origin and integrity using sensor noise," *Information Forensics and Security, IEEE Transactions on*, vol. 3, no. 1, pp. 74–90, 2008.
- [3] Miroslav Goljan, Mo Chen, and Jessica J Fridrich, "Identifying common source digital camera from image pairs," in *ICIP (6)*, 2007, pp. 125–128.
- [4] Francesco Marra, Giovanni Poggi, Carlo Sansone, and Luisa Verdoliva, "Blind prnu-based image clustering for source identification," *IEEE Transactions on Information Forensics and Security*, vol. 12, no. 9, pp. 2197–2211, 2017.
- [5] Massimo Iuliani, Marco Fontani, Dasara Shullani, and Alessandro Piva, "Hybrid reference-based video source identification," *Sensors*, vol. 19, no. 3, pp. 649, 2019.

FIGURE 3: PCE statistics among iPhone 11 Pro users. On the x-axis, each user's unique identifier is reported. The fingerprint from user 101543825@N07 is tested across all users.

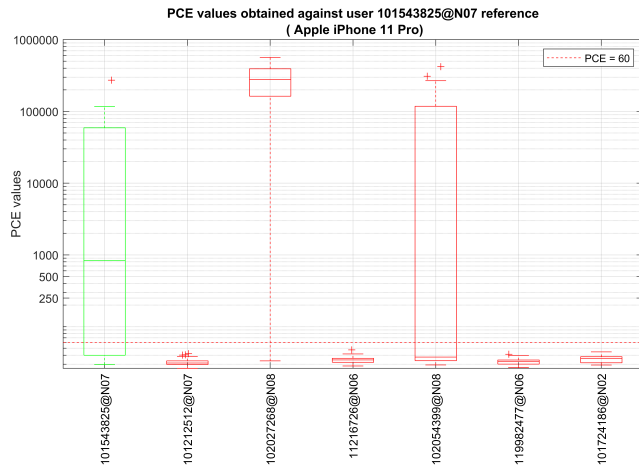
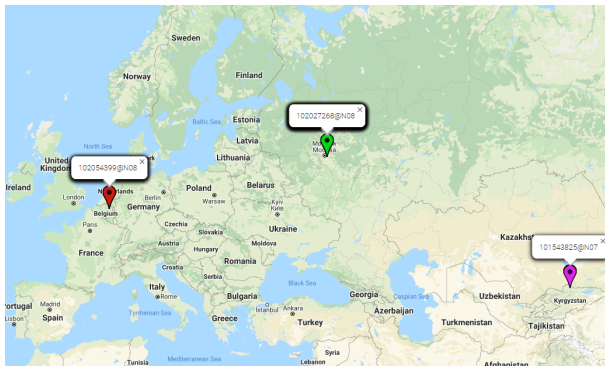


FIGURE 4: Geolocation tags of the Apple Phone 11 Pro colliding users.



[6] Miroslav Goljan and Jessica Fridrich, "Camera identification from scaled and cropped images," *Security, Forensics, Steganography, and Watermarking of Multimedia Contents X*, vol. 6819, pp. 68190E, 2008.

[7] Miroslav Goljan, Jessica Fridrich, and Tomáš Filler, "Large scale test of sensor fingerprint camera identification," in *Media forensics and security. International Society for Optics and Photonics*, 2009, vol. 7254, p. 72540I.

[8] Irene Amerini, Roberto Caldelli, Vito Cappellini, Francesco Picchioni, and Alessandro Piva, "Analysis of denoising filters for photo response non uniformity noise extraction in source camera identification," in *2009 16th International Conference on Digital Signal Processing. IEEE*, 2009, pp. 1–7.

[9] Chang-Tsun Li, "Source camera identification using enhanced sensor pattern noise," *IEEE Transactions on Information Forensics and Security*, vol. 5, no. 2, pp. 280–287, 2010.

[10] Xufeng Lin and Chang-Tsun Li, "Preprocessing reference sensor pattern noise via spectrum equalization," *IEEE Transactions on Information Forensics and Security*, vol. 11, no. 1, pp. 126–140, 2015.

[11] Mustafa Al-Ani and Fouad Khelifi, "On the spn estimation in image forensics: a systematic empirical evaluation," *IEEE Transactions on Information Forensics and Security*, vol. 12, no. 5, pp. 1067–1081, 2016.

[12] Ashref Lawgaly and Fouad Khelifi, "Sensor pattern noise estimation based on improved locally adaptive dct filtering and weighted averaging for source camera identification and verification," *IEEE Transactions on*

FIGURE 5: PCE statistics among Samsung S10e users. On the x-axis, each user's unique identifier is reported. The fingerprint from user 13346175@N08 is tested across all users.

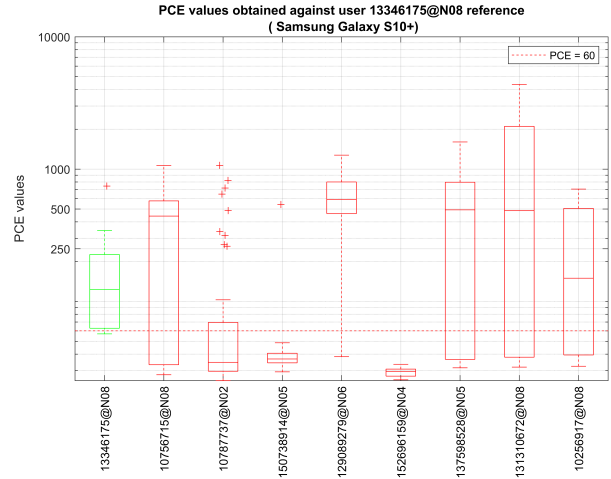
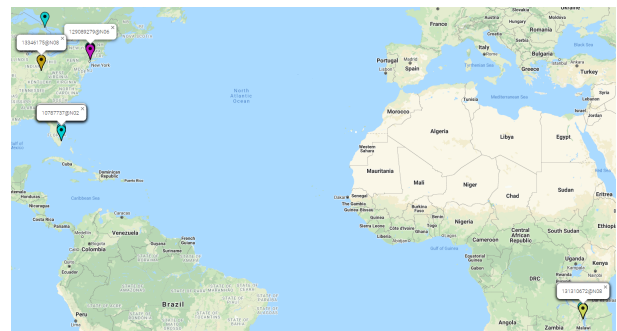


FIGURE 6: Geolocation tags of the Samsung S10e colliding users.



Information Forensics and Security, vol. 12, no. 2, pp. 392–404, 2016.

[13] Matthias Kirchner and Cameron Johnson, "Spn-cnn: Boosting sensor-based source camera attribution with deep learning," in *2019 IEEE International Workshop on Information Forensics and Security (WIFS)*. IEEE, 2019, pp. 1–6.

[14] Sara Mandelli, Davide Cozzolino, Paolo Bestagini, Luisa Verdoliva, and Stefano Tubaro, "Cnn-based fast source device identification," *IEEE Signal Processing Letters*, vol. 27, pp. 1285–1289, 2020.

[15] Diego Valsesia, Giulio Coluccia, Tiziano Bianchi, and Enrico Magli, "Large-scale image retrieval based on compressed camera identification," *IEEE Transactions on Multimedia*, vol. 17, no. 9, pp. 1439–1449, 2015.


[16] Luca Bondi, Paolo Bestagini, Fernando Perez-Gonzalez, and Stefano Tubaro, "Improving prnu compression through preprocessing, quantization, and coding," *IEEE Transactions on Information Forensics and Security*, vol. 14, no. 3, pp. 608–620, 2018.

[17] Dasara Shullani, Marco Fontani, Massimo Iuliani, Omar Al Shaya, and Alessandro Piva, "Vision: a video and image dataset for source identification," *EURASIP Journal on Information Security*, vol. 2017, no. 1, pp. 15, 2017.

[18] Roberto Caldelli, Irene Amerini, and Chang Tsun Li, "Prnu-based image classification of origin social network with cnn," in *2018 26th European Signal Processing Conference (EUSIPCO)*. IEEE, 2018, pp. 1357–1361.

[19] Davide Cozzolino, Francesco Marra, Diego Gragnaniello, Giovanni Poggi, and Luisa Verdoliva, "Combining prnu and noiseprint for robust and

- efficient device source identification,” *EURASIP Journal on Information Security*, vol. 2020, no. 1, pp. 1–12, 2020.
- [20] Alessandro Piva, “An overview on image forensics,” *ISRN Signal Processing*, vol. 2013, 2013.
- [21] Samet Taspinar, Manoranjan Mohanty, and Nasir Memon, “Source camera attribution using stabilized video,” in *2016 IEEE International Workshop on Information Forensics and Security (WIFS)*. IEEE, 2016, pp. 1–6.
- [22] Sara Mandelli, Paolo Bestagini, Luisa Verdoliva, and Stefano Tubaro, “Facing device attribution problem for stabilized video sequences,” *IEEE Transactions on Information Forensics and Security*, vol. 15, pp. 14–27, 2019.
- [23] Sara Mandelli, Fabrizio Argenti, Paolo Bestagini, Massimo Iuliani, Alessandro Piva, and Stefano Tubaro, “A modified fourier-mellin approach for source device identification on stabilized videos,” in *2020 IEEE International Conference on Image Processing (ICIP)*. IEEE, 2020, pp. 1266–1270.
- [24] Fabio Bellavia, Marco Fanfani, Carlo Colombo, and Alessandro Piva, “Experiencing with electronic image stabilization and prnu through scene content image registration,” *Pattern Recognition Letters*, 2021.
- [25] Nikolai E Bock, “Apparatus and method for pixel binning in an image sensor,” Aug. 15 2006, US Patent 7,091,466.
- [26] Gennadiy A Agranov, Claus Molgaard, Ashirwad Bahukhandi, Chiajen Lee, and Xiangli Li, “Pixel binning in an image sensor,” June 20 2017, US Patent 9,686,485.
- [27] Gabriel Eilertsen, Joel Kronander, Gyorgy Denes, Rafał K. Mantiuk, and Jonas Unger, “Hdr image reconstruction from a single exposure using deep cnns,” *ACM Trans. Graph.*, vol. 36, no. 6, Nov. 2017.
- [28] Chen Chen, Qifeng Chen, Jia Xu, and Vladlen Koltun, “Learning to see in the dark,” in *The IEEE Conference on Computer Vision and Pattern Recognition (CVPR)*, June 2018.
- [29] Xuaner Zhang, Qifeng Chen, Ren Ng, and Vladlen Koltun, “Zoom to learn, learn to zoom,” in *Proceedings of the IEEE/CVF Conference on Computer Vision and Pattern Recognition*, 2019, pp. 3762–3770.
- [30] M Kivanc Mihcak, Igor Kozintsev, and Kannan Ramchandran, “Spatially adaptive statistical modeling of wavelet image coefficients and its application to denoising,” in *1999 IEEE International Conference on Acoustics, Speech, and Signal Processing. Proceedings. ICASSP99 (Cat. No. 99CH36258)*. IEEE, 1999, vol. 6, pp. 3253–3256.
- [31] John Entrieri and Matthias Kirchner, “Patch-based desynchronization of digital camera sensor fingerprints,” *Electronic Imaging*, vol. 2016, no. 8, pp. 1–9, 2016.
- [32] Oliver Giudice, Antonino Paratore, Marco Moltisanti, and Sebastiano Battiato, “A classification engine for image ballistics of social data,” in *International Conference on Image Analysis and Processing*. Springer, 2017, pp. 625–636.
- [33] Daniele Baracchi, Massimo Iuliani, Andrea Nencini, and Alessandro Piva, “Facing image source attribution on iphone x,” in *19th International Workshop on Digital-forensics and Watermarking (IWDW 2020)*, 2020, Lecture Notes in Computer Science.
- [34] Chiara Albisani, Massimo Iuliani, and Alessandro Piva, “Cheking prnu usability on modern devices,” in *IEEE 2021 International Conference on Acoustics, Speech and Signal Processing (ICASSP)*. IEEE, 2021.



MASSIMO IULIANI graduated in Mathematics (*summa cum laude*) in 2011 at the University of Florence (Italy) and earned his Ph.D. in Mathematics in 2017 at the University of Florence under the supervision of Prof. Alessandro Piva, with a dissertation entitled “Image Forensics in the Wild”. He works as an assistant researcher in the field of image processing for security and forensic applications at the Department of Information Engineering of the University of Florence, Italy.

He also works as technical supervisor at FORLAB, the Multimedia Forensics Laboratory (www.forlab.org) at PIN s.c.r.l. Educational and Scientific Services for the University of Florence. His main activities involve the training of law enforcement and legal operators and the consultancy in the multimedia forensics field.



MARCO FONTANI graduated in Computer Engineering in 2010 at the University of Florence and earned his Ph.D. in Information Engineering in 2014 at the University of Siena. He is currently Product Manager at Amped Software, and he is member of the IEEE Information Forensics and Security Technical Committee. He participated in several research projects, funded by the EU and by the EOARD. He is the author or co-author of several journal papers and conference proceedings.

He has also experience in delivering training to law enforcement and he provided expert witness testimony on several forensic cases involving digital images and videos.



ALESSANDRO PIVA is Associate Professor at the Department of Information Engineering of the University of Florence. He is also head of FORLAB – Multimedia Forensics Laboratory of the University of Florence. His research interests lie in the areas of Information Forensics and Security, and of Image and Video Processing. In the first topic, he was interested in data hiding, signal processing in the encrypted domain, image and video forensic techniques. In the second area, he was interested in the design of image and video processing and analysis techniques for Cultural Heritage, medical and industrial applications. In the above research topics he has been co-author of more than 50 papers published in international journals and 120 papers published in international conference proceedings. He holds 3 Italian patents and an International one on digital watermarking. He is IEEE Fellow, and he is member of the IEEE Information Forensics and Security Technical Committee.

...