

# Massively Parallel and Asynchronous Tsetlin Machine Architecture Supporting Almost Constant-Time Scaling\*

K. Darshana Abeyrathna, Bimal Bhattarai, Morten Goodwin, Saeed Gorji, Ole-Christoffer Granmo, Lei Jiao, Rupsa Saha, Rohan K. Yadav<sup>†</sup>

Centre for Artificial Intelligence Research (CAIR), University of Agder, Kristiansand, Norway  
ole.granmo@uia.no

## Abstract

Using logical clauses to represent patterns, Tsetlin machines (TMs) have recently obtained competitive performance in terms of accuracy, memory footprint, energy, and learning speed on several benchmarks. A team of Tsetlin automata (TAs) composes each clause, thus driving the entire learning process. These are rewarded/penalized according to three local rules that optimize global behaviour. Each clause votes for or against a particular class, with classification resolved using a majority vote. In the parallel and asynchronous architecture that we propose here, every clause runs in its own thread for massive parallelism. For each training example, we keep track of the class votes obtained from the clauses in local voting tallies. The local voting tallies allow us to detach the processing of each clause from the rest of the clauses, supporting decentralized learning. Thus, rather than processing training examples one-by-one as in the original TM, the clauses access the training examples simultaneously, updating themselves and the local voting tallies in parallel. There is no synchronization among the clause threads, apart from atomic adds to the local voting tallies. Operating asynchronously, each team of TAs will most of the time operate on partially calculated or outdated voting tallies. However, across diverse learning tasks (regression, novelty detection, semantic relation analysis, and word sense disambiguation), it turns out that our decentralized TM learning algorithm copes well with working on outdated data, resulting in no significant loss in learning accuracy. Further, we show that the approach provides up to 50 times faster learning. Finally, learning time is almost constant for reasonable clause amounts (employing from 20 to 7,000 clauses on a Tesla V100 GPU). For sufficiently large clause numbers, computation time increases approximately proportionally. Our parallel and asynchronous architecture thus allows processing of more massive datasets and operating with more clauses for higher accuracy.

## 1 Introduction

TMs (Granmo 2018) have recently obtained competitive results in terms of accuracy, memory footprint, energy, and learning speed on diverse benchmarks (image classification, regression and natural language understanding) (Berge et al.

2019; Abeyrathna et al. 2020; Granmo et al. 2019; Wheelodon et al. 2020). They use frequent pattern mining and resource allocation principles to extract common patterns in the data, rather than relying on minimizing output error, which is prone to overfitting. Unlike the intertwined nature of pattern representation in neural networks, a TM decomposes problems into self-contained patterns, expressed as conjunctive clauses in propositional logic (e.g., in the form **if X satisfies condition A and not condition B then  $y = 1$** ). The clause outputs, in turn, are combined into a classification decision through summation and thresholding, akin to a logistic regression function, however, with binary weights and a unit step output function. Being based on disjunctive normal form, like Karnaugh maps (Karnaugh 1953), a TM can map an exponential number of input feature value combinations to an appropriate output (Granmo 2018).

**Recent progress on TMs.** Recent research reports several distinct TM properties. The TM can be used in convolution, providing competitive performance on MNIST, Fashion-MNIST, and Kuzushiji-MNIST, in comparison with CNNs, K-Nearest Neighbor, Support Vector Machines, Random Forests, Gradient Boosting, BinaryConnect, Logistic Circuits and ResNet (Granmo et al. 2019). The TM has also achieved promising results in text classification using the conjunctive clauses to capture textual patterns (Berge et al. 2019). Recently, regression TMs compared favorably with Regression Trees, Random Forest Regression, and Support Vector Regression (Abeyrathna et al. 2020). The above TM approaches have further been enhanced by various techniques. By introducing real-valued clause weights, it turns out that the number of clauses can be reduced by up to  $50\times$  without loss of accuracy (Phoulady et al. 2020). Also, the logical inference structure of TMs makes it possible to index the clauses on the features that falsify them, increasing inference- and learning speed by up to an order of magnitude (Gorji et al. 2020). Multi-granular clauses simplify the hyper-parameter search by eliminating the pattern specificity parameter (Gorji et al. 2019). In (Abeyrathna, Granmo, and Goodwin 2020), stochastic searching on the line automata (Oommen 1997) learn integer clause weights, performing on-par or better than Random Forest, Gradient Boosting and Explainable Boosting Machines. Closed

\*Source code and demos for this paper can be found at <https://github.com/cair/PyTsetlinMachineCUDA>.

<sup>†</sup>The authors are ordered alphabetically by last name.

form formulas for both local and global TM interpretation, akin to SHAP, was proposed in (Blakely and Granmo 2020). From a hardware perspective, energy usage can be traded off against accuracy by making inference deterministic (Abeyrathna et al. 2020). Additionally, (Shafik, Wheeldon, and Yakovlev 2020) show that TMs can be fault-tolerant, completely masking stuck-at faults. Recent theoretical work proves convergence to the correct operator for “identity” and “not”. It is further shown that arbitrarily rare patterns can be recognized, using a quasi-stationary Markov chain-based analysis. The work finally proves that when two patterns are incompatible, the most accurate pattern is selected (Zhang et al. 2020).

**Paper Contributions.** In all of the above TM schemes, the clauses are learnt using TA-teams (Tsetlin 1961) that interact to build and integrate conjunctive clauses for decision-making. While producing accurate learning, this interaction creates a bottleneck that hinders parallelization. That is, the clauses must be evaluated and compared before feedback can be provided to the TAs. In this paper, we first cover the basics of TMs in Section 2. Then, in Section 3, we propose a novel parallel and asynchronous architecture where every clause runs in its own thread for massive parallelism. We eliminate the above interaction bottleneck by introducing local voting tallies that keep track of the clause outputs, per training example. The local voting tallies detach the processing of each clause from the rest of the clauses, supporting decentralized learning. Thus, rather than processing training examples one-by-one as in the original TM, the clauses access the training examples simultaneously, updating themselves and the local voting tallies in parallel. In Section 4, we investigate the properties of the new architecture empirically on regression, novelty detection, classification, semantic relation analysis and word sense disambiguation. We show that our decentralized TM architecture copes well with working on outdated data, with no measurable loss in learning accuracy. We further investigate how processing time scales with number of clauses, uncovering almost constant time processing over reasonable clause amounts. Finally, in Section 5, we conclude with pointers to further work, including architectures for grid-computing and heterogeneous systems spanning the cloud and the edge.

## 2 Tsetlin Machine Basics

### Classification

A TM takes a vector  $X = (x_1, \dots, x_o)$  of Boolean features as input, to be classified into one of two classes,  $y = 0$  or  $y = 1$ . Together with their negated counterparts,  $\bar{x}_k = \neg x_k = 1 - x_k$ , the features form a literal set  $L = \{x_1, \dots, x_o, \bar{x}_1, \dots, \bar{x}_o\}$ .

A TM pattern is formulated as a conjunctive clause  $C_j$ , formed by ANDING a subset  $L_j \subseteq L$  of the literal set:

$$C_j(X) = \bigwedge_{l_k \in L_j} l_k = \prod_{l_k \in L_j} l_k. \quad (1)$$

E.g., the clause  $C_j(X) = x_1 \wedge x_2 = x_1 x_2$  consists of the literals  $L_j = \{x_1, x_2\}$  and outputs 1 iff  $x_1 = x_2 = 1$ .

The number of clauses employed is a user set parameter  $n$ . Half of the clauses are assigned positive polarity. The other half is assigned negative polarity. The clause outputs are combined into a classification decision through summation and thresholding using the unit step function  $u(v) = 1$  if  $v \geq 0$  else 0:

$$\hat{y} = u\left(\sum_{j=1}^{n/2} C_j^+(X) - \sum_{j=1}^{n/2} C_j^-(X)\right). \quad (2)$$

Namely, classification is performed based on a majority vote, with the positive clauses voting for  $y = 1$  and the negative for  $y = 0$ . The classifier  $\hat{y} = u(x_1 \bar{x}_2 + \bar{x}_1 x_2 - x_1 x_2 - \bar{x}_1 \bar{x}_2)$ , e.g., captures the XOR-relation (illustrated in Figure 1).

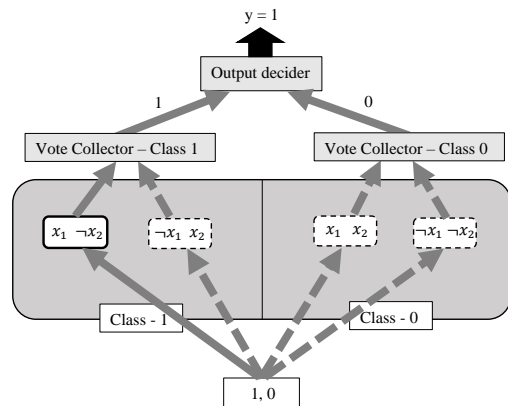


Figure 1: The Tsetlin machine architecture

### Learning

A clause  $C_j(X)$  is composed by a team of TAs (Tsetlin 1961), each TA deciding to *Include* or *Exclude* a specific literal  $l_k$  in the clause. Learning which literals to include is based on reinforcement: Type I feedback produces frequent patterns, while Type II feedback increases the discrimination power of the patterns. TMs learn on-line, processing one training example  $(X, y)$  at a time.

**Type I feedback** is given stochastically to clauses with positive polarity when  $y = 1$  and to clauses with negative polarity when  $y = 0$ . Each clause, in turn, reinforces its TAs based on: (1) its output  $C_j(X)$ ; (2) the action of the TA – *Include* or *Exclude*; and (3) the value of the literal  $l_k$  assigned to the TA. Two rules govern Type I feedback:

- *Include* is rewarded and *Exclude* is penalized with probability  $\frac{s-1}{s}$  if  $C_j(X) = 1$  and  $l_k = 1$ . This reinforcement is strong (triggered with high probability) and makes the clause remember and refine the pattern it recognizes in  $X$ .<sup>1</sup>
- *Include* is penalized and *Exclude* is rewarded with probability  $\frac{1}{s}$  if  $C_j(X) = 0$  or  $l_k = 0$ . This reinforcement is weak (triggered with low probability) and coarsens infrequent patterns, making them frequent.

<sup>1</sup>Note that the probability  $\frac{s-1}{s}$  is replaced by 1 when boosting true positives.

Above, parameter  $s$  controls pattern frequency.

**Type II feedback** is given stochastically to clauses with positive polarity when  $y = 0$  and to clauses with negative polarity when  $y = 1$ . It penalizes *Exclude* with probability 1 if  $C_j(X) = 1$  and  $l_k = 0$ . Thus, this feedback produces literals for discriminating between  $y = 0$  and  $y = 1$ .

**Resource allocation** dynamics ensure that clauses distribute themselves across the frequent patterns, rather than missing some and over-concentrating on others. That is, for any input  $X$ , the probability of reinforcing a clause gradually drops to zero as the clause output sum

$$v = \sum_{j=1}^{n/2} C_j^+(X) - \sum_{j=1}^{n/2} C_j^-(X). \quad (3)$$

approaches a user-set target  $T$  for  $y = 1$  (and  $-T$  for  $y = 0$ ). If a clause is not reinforced, it does not give feedback to its TAs, and these are thus left unchanged. In the extreme, when the voting sum  $v$  equals or exceeds the target  $T$  (the TM has successfully recognized the input  $X$ ), no clauses are reinforced. They are then free to learn new patterns, naturally balancing the pattern representation resources (Granmo 2018).

### 3 Parallel and Asynchronous Architecture

Even though CPUs have been traditionally geared to handle high workloads, they are more suited for sequential processing and their performance is still dependant on the limited number of cores available. In contrast, since GPUs are primarily designed for graphical applications by employing many small processing elements, they offer a large degree of parallelism (Owens et al. 2007). As a result, a growing body of research has been focused on performing general purpose GPU computation or GPGPU. For efficient use of GPU power, it is critical for the algorithm to expose a large amount of fine-grained parallelism (Jiang and Snir 2005; Satish, Harris, and Garland 2009).

The inherent discreteness of the TM architecture allows us to effectively use the parallel processing power of GPUs to offer a huge speedup over the existing implementations. In this section, we introduce our decentralized inference scheme and the accompanying architecture that makes it possible to have parallel asynchronous learning and classification.

#### Voting Tally

A voting tally that tracks the aggregated output of the clauses for each training example is central to our scheme. In a standard TM, each training example  $(X_i, y_i)$ ,  $1 \leq i \leq N$ , is processed by first evaluating the clauses on  $X_i$  and then obtaining the majority vote  $v$  from Eqn. 3 ( $N$  is the total number of examples). The majority vote  $v$  is then compared with the summation target  $T$  when  $y = 1$  and  $-T$  when  $y = 0$ , to produce the feedback to the TA of each clause.

As illustrated in Figure 2, to decouple the clauses, we now assume that the particular majority vote of example  $X_i$  has been pre-calculated, meaning that each training example becomes a triple  $(X_i, y_i, v_i)$ , where  $v_i$  is the pre-calculated majority vote. With  $v_i$  in place, the calculation performed in Eqn. 3 can be skipped, and we can go directly to give

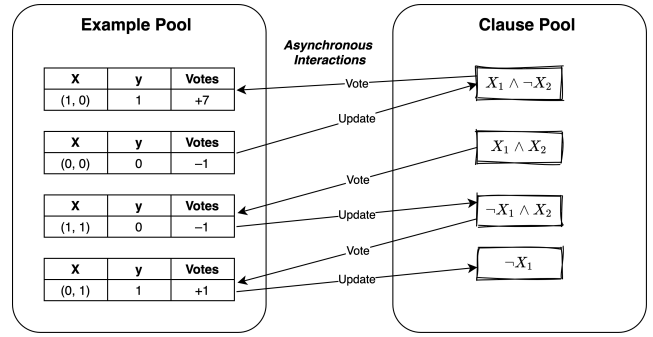


Figure 2: Parallel Tsetlin machine architecture

#### Algorithm 1 Decentralized updating of clause

---

**input** Example pool  $P$ , clause  $C_j$ , positive polarity indicator  $p_j \in \{0, 1\}$ , batch size  $b \in [1, \infty)$ , voting target  $T \in [1, \infty)$ , pattern specificity  $s \in [1.0, \infty)$

1: **procedure** UPDATECLAUSE( $C_j, p_j, P, b, T, s$ )

2:   **for**  $i \leftarrow 1, \dots, b$  **do**

3:      $(X_i, y_i, v_i) \leftarrow$  ObtainTrainingExample( $P$ )

4:      $v_i^c \leftarrow$  clip( $v_i, -T, T$ )

5:      $e = T - v_i^c$  **if**  $y_i = 1$  **else**  $T + v_i^c$

6:     **if** rand()  $\leq \frac{e}{2T}$  **then**

7:       **if**  $y_i$  xor  $p_j$  **then**

8:          TypeIIFeedback( $X_i, C_j$ )

9:       **else**

10:          TypeIFeedback( $X_i, C_j, s$ )

11:       **end if**

12:        $o_{ij} \leftarrow C_j(X_i)$

13:        $o_{ij}^* \leftarrow$  ObtainPreviousClauseOutput( $i, j$ )

14:       **if**  $o_{ij} \neq o_{ij}^*$  **then**

15:          AtomicAdd( $v_i, o_{ij} - o_{ij}^*$ )

16:          StorePreviousClauseOutput( $i, j, o_{ij}$ )

17:       **end if**

18:     **end if**

19:   **end for**

20: **end procedure**

---

Type I or Type II feedback to any clause  $C_j$ , without considering the other clauses. This opens up for decentralized learning of the clauses. However, any time the composition of a clause changes after receiving feedback, all voting aggregates  $v_i, 1 \leq i \leq N$ , becomes outdated. This requires that the standard learning scheme for updating the clauses must be replaced.

#### Decentralized Clause Learning

Our decentralized learning scheme is captured by Algorithm 1. As seen, each clause is trained independently of the other clauses. That is, each clause proceeds with training without taking other clauses into account. Accordingly, Algorithm 1 supports massive parallelization because each clause can run in its own thread by employing the algorithm.

As seen, the clause in focus first obtains a reference to the next training example  $(X_i, y_i, v_i)$  to process (Line 3). This example is retrieved from an Example Pool ( $P$ ), which is the storage of the training examples (centralized or decentralized).

The error of the pre-recorded voting sum  $v_i$  is then calculated based on the voting target  $T$  (Line 5). The error, in turn, decides the probability of updating the clause, which is updating according to standard Type I and Type II TM feedback, governed by the polarity  $p_j$  of the clause and the pattern specificity hyper-parameter  $s$  (Lines 7-11).

The moment clause  $C_j$  is updated, all recorded voting sums in the example pool  $P$  are potentially outdated. This is because  $C_j$  now captures a different pattern. Thus, to keep all of the voting sums  $v_i$  in  $P$  consistent with  $C_j$ ,  $C_j$  should ideally have been re-evaluated on all of the examples in  $P$ .

To partially remedy for outdated voting aggregates, the clause only updates the *current* voting sum  $v_i$ , and this happens when the calculated clause output  $o_{ij}$  is different from the previously calculated clause output  $o_{ij}^*$ . (Lines 12-17). Note that the previously recorded output  $o_{ij}^*$  is a single bit that is stored locally together with the clause.

Employing the above algorithm, the clauses access the training examples simultaneously, updating themselves and the local voting tallies in parallel. There is no synchronization among the clause threads, apart from atomic adds to the local voting tallies (Line 15). Accordingly, with this minimalistic synchronization, each team of TAs will ordinarily operate on partially calculated or outdated voting tallies.

## 4 Empirical Results

In this section, we investigate how our new approach to TM learning scales, including effects on training time and accuracy. We employ seven different datasets that represent diverse learning tasks, including regression, novelty detection, sentiment analysis, semantic relation analysis and word sense disambiguation. The datasets are of various sizes, spanning from 300 to 100,000 examples, 2 to 20 classes, and 6 to 102,176 features. We have strived to recreate TM experiments reported by various researchers, including their hyper-parameter settings. For comparison of performance, we contrast with fast single-core TM implementations<sup>2</sup> both with and without clause indexing (Gorji et al. 2020). Our proposed architecture is implemented in CUDA and runs on a Tesla V100 GPU (grid size 208 and block size 128). The standard implementations run on an Intel Xeon Platinum 8168 CPU at 2.70 GHz. Obtained performance metrics are summarized in Table 1. For greater reproducibility, each experiment is repeated five times and the average accuracy and standard deviation are reported. We also report how much faster the CUDA TM executes compared to the indexed version.

### Regression

We first investigate performance with regression Tsetlin machines (RTMs) using two datasets, based on (Abeyrathna et al. 2020): Annual Return and Energy Performance.

The first dataset is from US historical stock market data, used to simulate stock-picking weights, which are employed to build a stock selection decision support system. The dataset consists of six output variables, however, we here focus on Annual Return in combination with the complete

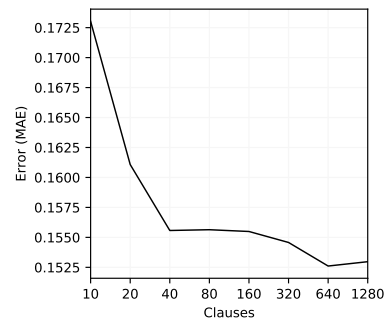


Figure 3: MAE vs. #clauses on Annual Return

set of six features. The dataset contains almost 300 samples. With the Energy Performance dataset, we try to estimate the heating load of residential buildings using 8 input features from 768 samples. From both datasets, 80% of the samples are utilized to train the model and the rest to evaluate.

We first study the impact of the number of clauses on prediction error, measured by Mean Absolute Error (MAE). As illustrated in Figure 3 for Annual Return, increasing the number of clauses (#clauses in x-axis) decreases the error by allowing the RTM to capture more detailed sub-patterns.

Increasing the number of clauses comes at the cost of increased computation time. Figure 4 captures how execution time increases with number of clauses for the three different implementations. As the number of clauses doubles, so does execution time for the non-indexed RTM. The indexed RTM is less affected, and is faster than the CUDA implementation for up to about 320 clauses. After that, the CUDA implementation is superior, with no significant increase in execution time as the number of clauses increases. This can be explained by the large number of threads available to the GPU and the asynchronous operation of our architecture.

Looking at how MAE and execution time varies over the training epochs for Annual Return (Figure 5 and Figure 6, respectively), we observe MAE falls systematically across the epochs, while execution time remains stable (employing  $T = 1280$ ,  $s = 3.1$ ,  $n = 1280$ ). Notice the higher CUDA execution time in the first epoch, which encompasses copying the dataset to GPU memory. Execution on Energy Performance exhibits similar behavior. Mean MAEs of each method are similar (Table 2) across 5 independent runs, indicating no significant difference in learning accuracy.

The execution time of the CUDA implementation can be further controlled by modifying the number of threads, e.g., by changing the block size. Figure 7 shows the variation of execution time with increase of block size for Annual Return: increasing block size reduces execution time for 5,000 clauses, while having limited effect on 1,280. That is, more clauses are needed to leverage the increase in number of threads.

### Novelty Detection

Novelty detection is another important machine learning task. Most supervised classification approaches assume a closed world, counting on all classes being present in the

<sup>2</sup>Retrieved from <https://github.com/cair/pyTsetlinMachine>

Dataset	TM indexed		TM non-indexed		TM CUDA		Speed up
	Acc	F1	Acc	F1	Acc	F1	
BBC Sports	85.08 ± 1.75	85.58 ± 1.69	87.36 ± 1.91	88.02 ± 1.47	84.64 ± 2.20	86.13 ± 2.24	38.9×
20 Newsgroup	79.37 ± 0.25	80.38 ± 0.92	82.33 ± 0.28	82.89 ± 0.34	79.00 ± 0.46	78.93 ± 0.44	49.3×
SEMEVAL	91.9 ± 0.16	75.29 ± 0.25	92.51 ± 0.03	77.48 ± 1.46	92.02 ± 0.54	76.27 ± 0.53	1.7×
IMDb	88.42 ± 2.05	88.39 ± 2.16	88.2 ± 3.14	88.13 ± 3.44	89.92 ± 0.23	88.90 ± 0.24	34.6×
JAVA (WSD)	97.03 ± 0.02	96.93 ± 0.02	97.50 ± 0.02	97.40 ± 0.02	97.53 ± 0.02	97.42 ± 0.01	6.0×
Apple (WSD)	92.65 ± 0.02	92.20 ± 0.02	92.46 ± 0.01	91.82 ± 0.02	95.01 ± 0.01	94.68 ± 0.01	9.7×

Table 1: Performance on multiple datasets. Mean and standard deviation are calculated over 5 independent runs. Speed up is calculated as how many times faster is average execution time on CUDA implementation than on Indexed implementation

Datasets	TM indexed	TM non-indexed	TM CUDA	Speed up
Annual Return	0.14±0.00	0.14±0.02	0.15±0.00	4.1×
Energy Perfor.	4.62±0.00	4.84±0.03	4.94±0.02	5.8×

Table 2: MAE with confidence interval, and Speed up on two regression datasets, calculated over 5 independent runs

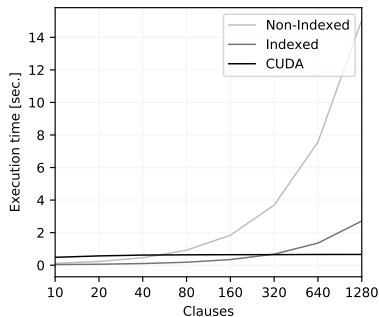


Figure 4: Execution time vs. #clauses on Annual Return

data at training time. This assumption can lead to unpredictable behaviour during operation, whenever novel, previously unseen, classes appear. We here investigate TM-based novelty detection using two datasets: 20 Newsgroup and BBC Sports. In brief, we use the class voting sums (Sect. 2) as features measuring novelty. We then employ a Multi-layer perceptron (MLP) for novelty detection that uses the class voting sums as input.

The BBC sports dataset contains 737 documents from the BBC sport website, organized in five sports article categories and collected from 2004 to 2005. Overall, the dataset encompasses a total of 4, 613 terms. For novelty classification, we designate the classes “Cricket” and “Football” as known and “Rugby” as novel. We train on the known classes, which runs for 100 epochs with 5, 000 clauses, threshold  $T$  of 100, and sensitivity  $s$  of 15.0. The training times for both indexed and non-indexed TMs are high compared to that of CUDA TM, which is around 39 times faster.

The 20 Newsgroup dataset contains 18,828 documents with 20 classes. The classes “comp.graphics” and “talk.politics.guns” are designated as known and “rec.sport.baseball” is considered novel. We train the TM for 100 epochs with a target  $T$  of 500, 10, 000 clauses and sensitivity  $s$  of 25.0. The CUDA TM implementation is here

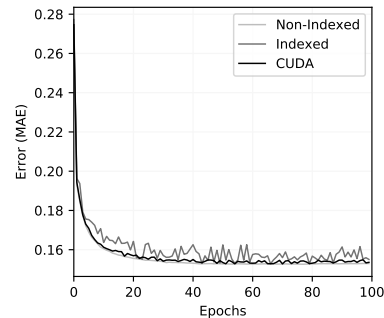


Figure 5: MAE over epochs on Annual Return

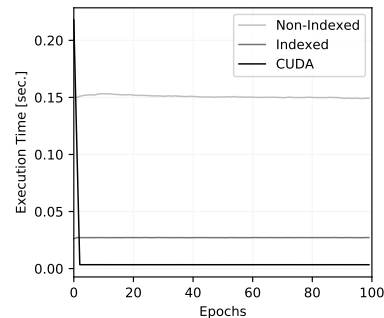


Figure 6: Execution time over epochs on Annual Return

about 49 times faster than the other versions.

To assess scalability, we record the execution time of both the indexed and the CUDA TM while increasing the number of clauses (Figure 8). For the indexed TM, the execution time increases almost proportionally with the number of clauses, but there is no such noticeable effect for the CUDA TM.

The novelty scores generated by TM are passed into the Multi-layer perceptron (MLP) with hidden layer sizes (100, 30), and RELU activation with stochastic gradient descent. As seen in Table 1, for both datasets, the non-indexed TM slightly outperforms other versions of TM, while indexed and CUDA TMs have similar accuracy. These differences can be explained by the random variation of TM learning (i.e., the high standard deviations reported in Table 1).

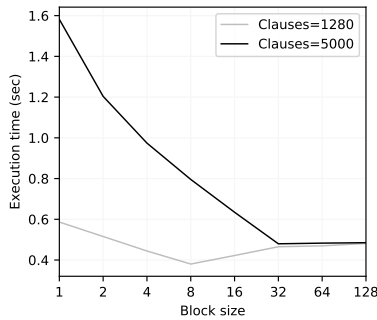


Figure 7: CUDA Exec. time vs. block size on Annual Return with differing #clauses

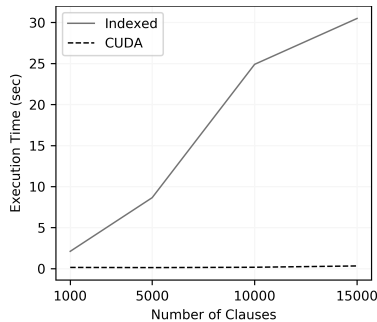


Figure 8: Execution time vs. #clauses on BBC Sports

## Sentiment and Semantic Analysis

We use the *SemEval 2010 Semantic Relations* (Hendrickx et al. 2009) and the *ACL Internet Movie Database (IMDb)* (Maas et al. 2011) datasets to explore the performance of the TM implementations when applied to data with a large number of sparse features.

The SEMEVAL dataset focuses on identifying semantic relations in text. The dataset has 10,717 examples, we consider each to be annotated to either contain the relation Cause-Effect or not contain it. The presence of an unambiguous causal connective is indicative of a sentence being a causal sentence (Xuelan and Kennedy 1992). For each TM, we use 40 clauses per class to identify this characteristic of causal texts. The IMDb dataset contains 50,000 highly popular movie reviews, which are either positive or negative. Due to the large variety and combination of possibly distinguishing features, we assign 7,000 clauses to each class. For both datasets we use unigrams and bigrams as features.

As noted in Table 1, the accuracy obtained by the CPU (non-indexed) and the CUDA implementations are comparable on the SEMEVAL dataset, while the indexed TM performs slightly poorer. However, the execution time is much lower using the CUDA version than the other two (Figure 9). This is further shown in Figure 10: the CPU based TM with indexing takes an increasing amount of time to execute as the number of clauses grows, but no such effect is seen with CUDA TM. That is, going from 20 to 2,560 clauses merely increase execution time by 40%.

With the IMDB dataset, the CUDA version performs bet-

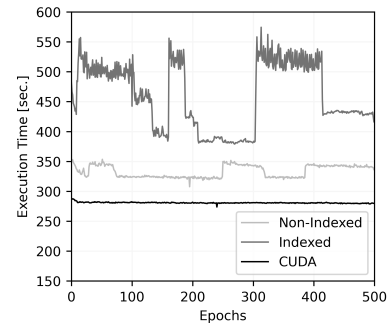


Figure 9: Execution time over epochs on SEMEVAL

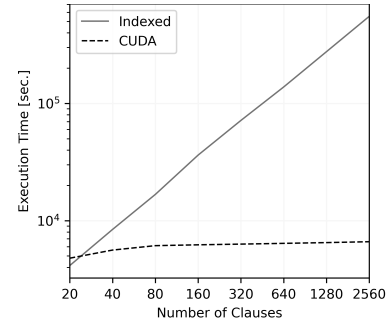


Figure 10: Execution time vs. #clauses on SEMEVAL

ter in terms of accuracy, with less variance compared to the CPU versions (Table 1). It exhibits similar behaviour as in the SEMEVAL dataset with respect to execution time over increasing number of epochs. From approximately 7,000 clauses and onwards, however, we observe proportionally increasing execution time, e.g., execution time doubles going from 7,000 to 14,000 clauses (Figure 11). This can potentially be explained by the Tesla V100 GPU having 5,120 cores.

We also show how the change in CUDA block size affects the execution time, given a particular number of clauses in Figure 12. With less number of clauses, there are no benefits to using a larger block size. When a large number of clauses are used, a larger block size effectively parallelizes the work of the TM, reducing the execution time.

## Word Sense Disambiguation

Word Sense Disambiguation (WSD) is a vital task in NLP (Navigli 2009) that consists of distinguishing the meaning of homonyms – identically spelled words whose sense depends on the surrounding context words. We here perform a quantitative evaluation of the three TM implementations using a recent WSD evaluation framework (Loureiro et al. 2020) based on WordNet. We use a balanced dataset for coarse grained classification, focusing on two specific domains. The first dataset concerns the meaning of the word “Apple”, which here has two senses: “apple\_inc.” (company) and “apple\_apple” (fruit). The other dataset covers the word “JAVA”, which has the two senses: “java\_java” (geographical location) and “java\_comp.” (computer language). The Apple

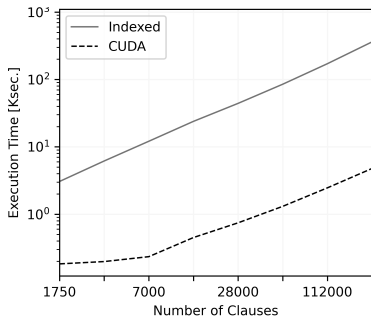


Figure 11: Execution time vs. #clauses on IMDB

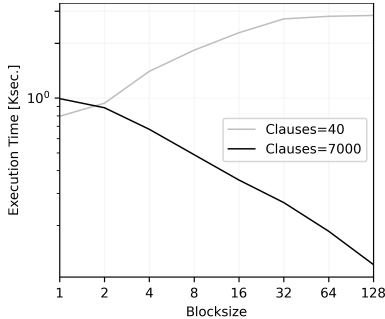


Figure 12: CUDA TM Execution time vs. block size on SE-MEVAL with differing #clauses

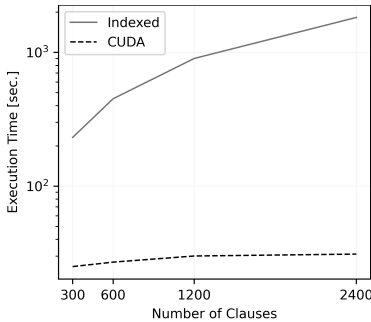


Figure 13: Execution time vs. #clauses on Apple

dataset has 2984 samples split into training and testing samples of 1784 and 1200, respectively. The JAVA dataset has 5655 samples split into 3726 and 1929 samples, for training and testing. As preprocessing, we filter the stopwords and stem the words using the Porter Stemmer to reduce the effect of spelling mistakes or non-important variations of the same word. To build a vocabulary (the feature space), we select the 3,000 most frequent terms. Number of clauses, threshold, and specificity used are 300, 50, 5 respectively, for both datasets.

The accuracy and F1 score of non-indexed and indexed TMs is quite similar for the Apple dataset (Table 1). However, the CUDA TM outperforms both of them by a significant margin. In the case of JAVA dataset, the performance is comparable for all three, CUDA TM being slightly better.

Again, we observe no significant increase in execution

time with respect to increasing number clauses for the CUDA TM. The indexed TM, on the other hand, experience a substantial increase in computation time (Figure 13).

## 5 Conclusions and Further Work

In this paper, we proposed a new approach to TM learning, to open up for massively parallel processing. Rather than processing training examples one-by-one as in the original TM, the clauses access the training examples simultaneously, updating themselves and local voting tallies in parallel. The local voting tallies allow us to detach the processing of each clause from the rest of the clauses, supporting decentralized learning. There is no synchronization among the clause threads, apart from atomic adds to the local voting tallies. Operating asynchronously, each team of TAs most of the time operates on partially calculated or outdated voting tallies.

The main conclusions of the paper can be summarized as follows:

- Our decentralized TM architecture copes remarkably with working on outdated data, resulting in no significant loss in learning accuracy across diverse learning tasks (regression, novelty detection, semantic relation analysis, and word sense disambiguation).
- Learning time is almost *constant* for reasonable clause amounts (employing from 20 to 7 000 clauses on a Tesla V100 GPU).
- For sufficiently large clause numbers, computation time increases approximately proportionally.

Our parallel and asynchronous architecture thus allow processing of more massive datasets and operating with more clauses for higher accuracy, significantly increasing the impact of logic-based machine learning.

From the above results, our main conclusion is that TM learning is very robust towards relatively severe distortions of communication and coordination among the clauses. Our results are thus compatible with the findings in (Shafik, Wheeldon, and Yakovlev 2020), where it is shown that TM learning is inherently fault tolerant, completely masking stuck-at faults. In our future work, we will investigate the robustness of TM learning further, which includes developing mechanisms for heterogeneous architectures and more loosely coupled systems, such as grid-computing.

## References

- Abeyrathna, K. D.; Granmo, O.-C.; and Goodwin, M. 2020. Extending the Tsetlin Machine With Integer-Weighted Clauses for Increased Interpretability. *arXiv preprint arXiv:2005.05131* URL <https://arxiv.org/abs/1905.09688>.
- Abeyrathna, K. D.; Granmo, O.-C.; Shafik, R.; Yakovlev, A.; Wheeldon, A.; Lei, J.; and Goodwin, M. 2020. A Novel Multi-Step Finite-State Automaton for Arbitrarily Deterministic Tsetlin Machine Learning. In *Lecture Notes in Computer Science: Proceedings of the 40th International Conference on Innovative Techniques and Applications of Artificial Intelligence (SGAI-2020)*. Springer International Publishing.

- Abeyrathna, K. D.; Granmo, O.-C.; Zhang, X.; Jiao, L.; and Goodwin, M. 2020. The Regression Tsetlin Machine - A Novel Approach to Interpretable Non-Linear Regression. *Philosophical Transactions of the Royal Society A* 378.
- Berge, G. T.; Granmo, O.-C.; Tveit, T. O.; Goodwin, M.; Jiao, L.; and Matheussen, B. V. 2019. Using the Tsetlin Machine to Learn Human-Interpretable Rules for High-Accuracy Text Categorization with Medical Applications. *IEEE Access* 7: 115134–115146. ISSN 2169-3536. doi: 10.1109/ACCESS.2019.2935416.
- Blakely, C. D.; and Granmo, O.-C. 2020. Closed-Form Expressions for Global and Local Interpretation of Tsetlin Machines with Applications to Explaining High-Dimensional Data. *arXiv preprint arXiv:2007.13885* URL <https://arxiv.org/abs/2007.13885>.
- Gorji, S.; Granmo, O. C.; Glimsdal, S.; Edwards, J.; and Goodwin, M. 2020. Increasing the Inference and Learning Speed of Tsetlin Machines with Clause Indexing. In *International Conference on Industrial, Engineering and Other Applications of Applied Intelligent Systems*. Springer.
- Gorji, S. R.; Granmo, O.-C.; Phoulady, A.; and Goodwin, M. 2019. A Tsetlin Machine with Multigranular Clauses. In *Lecture Notes in Computer Science: Proceedings of the Thirty-ninth International Conference on Innovative Techniques and Applications of Artificial Intelligence (SGAI-2019)*, volume 11927. Springer International Publishing.
- Granmo, O.-C. 2018. The Tsetlin Machine - A Game Theoretic Bandit Driven Approach to Optimal Pattern Recognition with Propositional Logic. *arXiv preprint arXiv:1804.01508* URL <https://arxiv.org/abs/1804.01508>.
- Granmo, O.-C.; Glimsdal, S.; Jiao, L.; Goodwin, M.; Omlin, C. W.; and Berge, G. T. 2019. The Convolutional Tsetlin Machine. *arXiv preprint arXiv:1905.09688* URL <https://arxiv.org/abs/1905.09688>.
- Hendrickx, I.; Kim, S. N.; Kozareva, Z.; Nakov, P.; Ó Séaghdha, D.; Padó, S.; Pennacchiotti, M.; Romano, L.; and Szpakowicz, S. 2009. Semeval-2010 task 8: Multi-way classification of semantic relations between pairs of nominals. In *Proceedings of the Workshop on Semantic Evaluations: Recent Achievements and Future Directions*, 94–99. Association for Computational Linguistics.
- Jiang, C.; and Snir, M. 2005. Automatic tuning matrix multiplication performance on graphics hardware. In *14th International Conference on Parallel Architectures and Compilation Techniques (PACT'05)*, 185–194. IEEE.
- Karnaugh, M. 1953. The map method for synthesis of combinational logic circuits. *Transactions of the American Institute of Electrical Engineers, Part I: Communication and Electronics* 72(5): 593–599.
- Loureiro, D.; Rezaee, K.; Pilehvar, M. T.; and Camacho-Collados, J. 2020. Language Models and Word Sense Disambiguation: An Overview and Analysis.
- Maas, A.; Daly, R. E.; Pham, P. T.; Huang, D.; Ng, A. Y.; and Potts, C. 2011. Learning word vectors for sentiment analysis. In *Proceedings of the 49th annual meeting of the association for computational linguistics: Human language technologies*, 142–150.
- Navigli, R. 2009. Word sense disambiguation: A survey. *ACM Comput. Surv.* 41: 10:1–10:69.
- Oommen, B. J. 1997. Stochastic searching on the line and its applications to parameter learning in nonlinear optimization. *IEEE Transactions on Systems, Man, and Cybernetics, Part B (Cybernetics)* 27(4): 733–739.
- Owens, J. D.; Luebke, D.; Govindaraju, N.; Harris, M.; Krüger, J.; Lefohn, A. E.; and Purcell, T. J. 2007. A survey of general-purpose computation on graphics hardware. In *Computer graphics forum*, volume 26, 80–113. Wiley Online Library.
- Phoulady, A.; Granmo, O.-C.; Gorji, S. R.; and Phoulady, H. A. 2020. The Weighted Tsetlin Machine: Compressed Representations with Clause Weighting. In *Proceedings of the Ninth International Workshop on Statistical Relational AI (StarAI 2020)*.
- Satish, N.; Harris, M.; and Garland, M. 2009. Designing efficient sorting algorithms for manycore GPUs. In *2009 IEEE International Symposium on Parallel & Distributed Processing*, 1–10. IEEE.
- Shafik, R.; Wheeldon, A.; and Yakovlev, A. 2020. Explainability and Dependability Analysis of Learning Automata based AI Hardware. In *IEEE 26th International Symposium on On-Line Testing and Robust System Design (IOLTS)*. IEEE.
- Tsetlin, M. L. 1961. On behaviour of finite automata in random medium. *Avtomat. i Telemekh* 22(10): 1345–1354.
- Wheeldon, A.; Shafik, R.; Rahman, T.; Lei, J.; Yakovlev, A.; and Granmo, O.-C. 2020. Learning Automata based Energy-efficient AI Hardware Design for IoT. *Philosophical Transactions of the Royal Society A*.
- Xuelan, F.; and Kennedy, G. 1992. Expressing causation in written English. *RELC Journal* 23(1): 62–80.
- Zhang, X.; Jiao, L.; Granmo, O.-C.; and Goodwin, M. 2020. On the Convergence of Tsetlin Machines for the IDENTITY- and NOT Operators. *arXiv preprint arXiv:2007.14268*.