

Performance Analysis of Model-Free Adaptive Control

Feilong Zhang

Abstract—We analyzed model-free adaptive control (MFAC) law through closed-loop function to widen its application range.

Index Terms—model-free adaptive control.

I. INTRODUCTION

Considerable works about MFAC have been published during the recent decade. We analyzed this kind of method through closed-loop function to obtain the following outcomes which are different from three representative works about current MFAC [1]-[3].

i) The sign of leading coefficient of control input is restricted unchangeable in the controller [1]-[3]. The Formula (13) in [1] lets $\hat{\phi}_{f,L_y,L_u}(k) = \hat{\phi}_{f,L_y,L_u}(1)$ if $\text{sign}(\hat{\phi}_{f,L_y,L_u}(k)) \neq \text{sign}(\hat{\phi}_{f,L_y,L_u}(1))$, and this is the precondition for the system stability analysis through current contraction mapping technique [1]-[3]. Consequently, this restricts the established model, i.e., equivalent-dynamic-linearization model (EDLM), from objectively reflecting the true system, which may result in the failure of the controller. And we have discussed this problem in Example 1.

ii) The static error of the speed response of the system is eliminated by $\lambda=0$, which is proved in this brief. This conclusion differs from [1]-[3] which showed that the tracking error of the system controlled by MFAC converges to zero on the condition that λ is large enough. What's more, if desired trajectory is the step signal, the reason why the tracking error of the system controlled by MFAC converges to zero is that current MFAC naturally contains one integrator and is not in relation to λ .

iii) The orders of function (1) in [1] should not be n_y, n_u but n_y+1, n_u+1 [6]. The two pseudo orders L_y and L_u in current works are limited in $1 \leq L_y \leq n_y$ and $1 \leq L_u \leq n_u$, respectively. Nevertheless, according to [4]-[6], the most important and ideal choice of pseudo gradient orders is the actual gradient orders $L_y=n_y+1$ and $L_u=n_u+1$ in adaptive control. To this end, we extend the range into $0 \leq L_y$ and $1 \leq L_u$.

On the other hand, some noteworthy merits of the proposed method are shown as follows.

Manuscript received Dec 3, 2020. This work was supported in part by the xxxxxxxxxxxx.

Feilong Zhang is with the State Key Laboratory of Robotics, Shenyang Institute of Automation, Chinese Academy of Sciences, Shenyang 110016, China (e-mail: zhangfeilong@sia.cn).

[7]-[11] decompose auto regressive and moving average model (NARMAM) or nonlinear industrial process model into a simple linear model and an unmolded dynamics (UD) around an operating point. Then the corresponding controller with compensation of UD is designed and analyzed by the closed-loop system equation. Compared to these works, equivalent-dynamic-linearization-model (EDLM) has an advantage on describing NARMAM on any points for the easier and wider applications of MFAC. On the other hand, is there anyone can achieve the tracking performance of Example 3 within 15 minutes? After mastering the proposed method, one may easily achieve that.

The remainder of this paper is organized as follows: In Section II, the corrected EDLM and MFAC are presented. Then the stability of the system controlled by MFAC is analyzed through the closed-loop system function and the simulations are presented. Section III studies how to apply MFAC in nonlinear systems. Section IV gives the conclusion.

II. EQUIVALENT DYNAMIC LINEARIZATION MODEL AND DESIGN OF MODEL-FREE ADAPTIVE CONTROL

In part A of this section, we correct the current EDLM and present its fundamental assumptions and theorem. In part B, the MFAC controller is designed with its stability analysis.

A. Equivalent Dynamic Linearization Model

We consider the following discrete-time SISO system:

$$y(k+1) = f(y(k), \dots, y(k-n_y), u(k), \dots, u(k-n_u)) \quad (1)$$

where $f(\dots) \in R$ represents the nonlinear function; $u(k)$ and $y(k)$ represent the input and output of the system at time k , respectively. And $n_y+1, n_u+1 \in Z$ represent their orders.

Let

$$\phi(k) = [y(k), \dots, y(k-n_y), u(k), \dots, u(k-n_u)]^T \quad (2)$$

Then (1) can be rewritten as

$$y(k+1) = f(\phi(k)) \quad (3)$$

Assumption 1: The partial derivatives of $f(\dots)$ with respect to all variables are continuous.

Theorem 1: Given the nonlinear system (1) satisfying *Assumptions 1*, if $\Delta H(k) \neq 0$, there is a time-varying vector $\phi_L(k)$ named PG vector, and the system (1) can be transformed into the following full-form equivalent-dynamic -linearization model

$$\Delta y(k+1) = \phi_L^T(k) \Delta H(k) \quad (4)$$

where

$$\phi_L(k) = \begin{bmatrix} \phi_{L_y}(k) \\ \phi_{L_u}(k) \end{bmatrix} = [\phi_1(k), \dots, \phi_{L_y}(k), \phi_{L_y+1}(k), \dots, \phi_{L_y+L_u}(k)]^T, \quad ,$$

and $\Delta \mathbf{H}(k) = \begin{bmatrix} \Delta \mathbf{Y}_{L_y}(k) \\ \Delta \mathbf{U}_{L_u}(k) \end{bmatrix} = [\Delta y(k), \dots, \Delta y(k - L_y + 1), \Delta u(k), \dots, \Delta u(k - L_u + 1)]^T$ is a

vector which consists of increment of control input within the time window $[k - L_u + 1, k]$ and increment of system output within the time window $[k - L_y + 1, k]$. Two integers $0 \leq L_y$, $1 \leq L_u$ are named pseudo orders of the system.

And we define $\phi_{L_y}(z^{-1}) = \phi_1(k) + \dots + \phi_{L_y}(k)z^{-L_y+1}$, $\phi_{L_u}(z^{-1}) = \phi_{L_y+1}(k) + \dots + \phi_{L_y+L_u}(k)z^{-L_u+1}$, z^{-1} is the backward-shift operator.

Remark 1: [1] and [2] give the proof of the *Theorem 1* in the case of $1 \leq L_y \leq n_y$, $1 \leq L_u \leq n_u$ and we further prove *Theorem 1* for the orders $0 \leq L_y$ and $1 \leq L_u$ in Appendix.

We prefer $L_y = n_y + 1$ and $L_u = n_u + 1$ in applications if n_y and n_u can be obtained. Otherwise, we usually choose the proper L_y and L_u that satisfy $n_y + 1 \leq L_y$ and $n_u + 1 \leq L_u$ in adaptive control. One reason is that the online estimated coefficients of redundant items $\Delta y(k - n_y - 1), \dots, \Delta y(k - L_y + 1)$ and $\Delta u(k - n_u - 1), \dots, \Delta u(k - L_u + 1)$ might be close to zero, and simultaneously the estimated coefficients of $\Delta y(k), \dots, \Delta y(k - n_y), \Delta u(k), \dots, \Delta u(k - n_u)$ will be more close to the true values compared to $0 \leq L_y \leq n_y$ and $1 \leq L_u \leq n_u$.

B. Design of Model Free Adaptive Control

We can rewrite (4) into (5).

$$y(k+1) = y(k) + \phi_{L_y}^T(k) \Delta \mathbf{H}(k) \quad (5)$$

The object is to design a controller that optimizes output tracking performance in the sense that:

$$J = |y^*(k+1) - y(k+1)|^2 = \min imum \quad (6)$$

where $y^*(k+1)$ is the desired system output signal.

Substitute Equation (5) into Equation (6) and solve the optimization condition $\partial J / \partial \Delta u(k) = 0$, then we have:

$$\Delta u(k) = \frac{1}{\phi_{L_y+1}(k)} [y^*(k+1) - y(k) - \sum_{i=1}^{L_y} \phi_i(k) \Delta y(k-i+1) - \sum_{i=L_y+2}^{L_y+L_u} \phi_i(k) \Delta u(k+L_y-i+1)] \quad (7)$$

Herein, we change the coefficient $\frac{1}{\phi_{L_y+1}(k)}$ into

$\frac{\phi_{L_y+1}(k)}{\lambda(k) + \phi_{L_y+1}^2(k)}$ to prevent the denominator from being zero and let $\lambda(k) = \lambda$ for the easier performance analysis. Then the controller will become (8).

$$\Delta u(k) = \frac{\phi_{L_y+1}(k)}{\lambda + \phi_{L_y+1}^2(k)} [y^*(k+1) - y(k) - \sum_{i=1}^{L_y} \phi_i(k) \Delta y(k-i+1) - \sum_{i=L_y+2}^{L_y+L_u} \phi_i(k) \Delta u(k+L_y-i+1)] \quad (8)$$

According to [1], [2], (8) is also the optimal solution of (9).

$$J = |y^*(k+1) - y(k+1)|^2 + \lambda |\Delta u(k)|^2 \quad (9)$$

Form (4) and (8), we can have

$$\begin{aligned} & \left[\lambda(1 - z^{-1}) [1 - z^{-1} \phi_{L_y}(z^{-1})] + \phi_{L_y+1}(k) \phi_{L_u}(z^{-1}) \right] y(k) \\ & = \phi_{L_y+1}(k) \phi_{L_u}(z^{-1}) y^*(k) \end{aligned} \quad (10)$$

The function of the closed-loop poles is

$$T(z^{-1}) = \lambda(1 - z^{-1}) [1 - z^{-1} \phi_{L_y}(z^{-1})] + \phi_{L_y+1}(k) \phi_{L_u}(z^{-1}) \quad (11)$$

We may place the closed-loop poles in unit circle to guarantee the system stable by tuning λ , or quantitatively analyze the chosen λ through the locations of closed-loop poles.

The static error of speed response is

$$\begin{aligned} \lim_{k \rightarrow \infty} e(k) &= \lim_{z \rightarrow 1} \frac{z-1}{z} \left(1 - \frac{\phi_{L_y+1}(k) \phi_{L_u}(z^{-1})}{T(z^{-1})} \right) \frac{T_s z}{(z-1)^2} \\ &= \lim_{z \rightarrow 1} \left(\frac{\lambda T_s [1 - \phi_{L_y}(z^{-1})]}{\lambda(1 - z^{-1}) [1 - \phi_{L_y}(z^{-1})] + \phi_{L_y+1}(k) \phi_{L_u}(z^{-1})} \right) \\ &= \frac{\lambda T_s \left[1 - \sum_{i=1}^{L_y} \phi_i(\infty) \right]}{\phi_{L_y+1}(\infty) \sum_{i=L_y+1}^{L_y+L_u} \phi_i(\infty)} \end{aligned} \quad (12)$$

where T_s represents the sample time constant. We can conclude that the static error of speed response is proportional to λ . When $\lambda = 0$, we will have $\lim_{k \rightarrow \infty} e(k) = 0$. This conclusion differs

from that the convergence of tracking error of the system controlled by MFAC is guaranteed on the condition that λ is large enough in [1]-[3]. Besides, the tracking error of step response of the system controlled by current MFAC converges to zero can be ascribed to that the current MFAC naturally contains one integrator and is not in relation to λ .

Furthermore, when the desired trajectory is k^n ($0 < n < \infty$), the static error will theoretically be convergent to zero by choosing $\lambda = 0$. Since

$$\begin{aligned} \lim_{k \rightarrow \infty} e(k) &= \lim_{\substack{z \rightarrow 1 \\ \lambda = 0}} \frac{z-1}{z} \left(1 - \frac{\phi_{L_y+1}(k) \phi_{L_u}(z^{-1})}{T(z^{-1})} \right) \frac{C(z)}{(z-1)^{n+1}} \\ &= \lim_{\substack{z \rightarrow 1 \\ \lambda = 0}} \left(\frac{\lambda [1 - \phi_{L_y}(z^{-1})]}{\lambda(1 - z^{-1}) [1 - \phi_{L_y}(z^{-1})] + \phi_{L_y+1}(k) \phi_{L_u}(z^{-1})} \right) \frac{C(z)}{(z-1)^{n+1}} \\ &= 0 \end{aligned} \quad (13)$$

where $Z(k^n) = \frac{C(z)}{(z-1)^{n+1}}$, $C(z)$ is the polynomial with the

highest power of n and $Z(\bullet)$ denotes z -transformation.

Simulations:

Example 1: In this example, the following discrete-time SISO structure-varying linear system is considered.

$$y(k+1) = \begin{cases} -0.4y(k) - 0.5u(k) - 0.6u(k-1) + d_1 & 1 \leq k \leq 350 \\ 0.4y(k) + 0.5u(k) + 0.6u(k-1) + d_2 & 351 \leq k \leq 700 \end{cases} \quad (14)$$

where d is the disturbance. The desired output trajectory is

$$y^*(k+1) = \begin{cases} 0.4^{\text{round}(k/50)} & 1 \leq k \leq 490 \\ 0.1+0.1 \times (-1)^{\text{round}(k/50)} & 491 \leq k \leq 700 \end{cases}$$

The controller parameters and initial values for MFAC are listed in Table I. The estimation algorithm adopt the projection algorithm in [1], [2] with tuning parameters η and μ .

Parameter	MFAC (6)
Order	$L_y = 1, L_u = 2$
$\eta; \mu; \lambda$	3; 1; 0.2
Initial value $\hat{\phi}(1)$	[-0.1, -0.1, -0.1]
$u(0:6)$	(0,0,0,0,0,0)
$y(0:5)$	(0,0,0,0.5,0.2)

Case 1, $d_1=1$ and $d_2=100$.

Fig. 1 shows the tracking performance of the system controlled by MFAC. Fig. 2 shows the control input. Fig. 3 shows the elements of the PG estimation.

Case 2, $d_1=0$ and $d_2=0$.

Fig. 4 shows the tracking performance of the system controlled by MFAC. Fig. 5 shows the elements of the PG estimation.

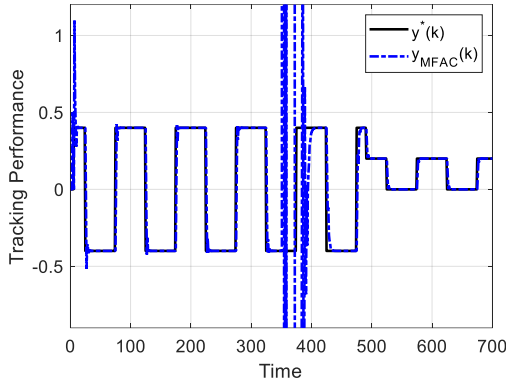


Fig. 1 Tracking performance

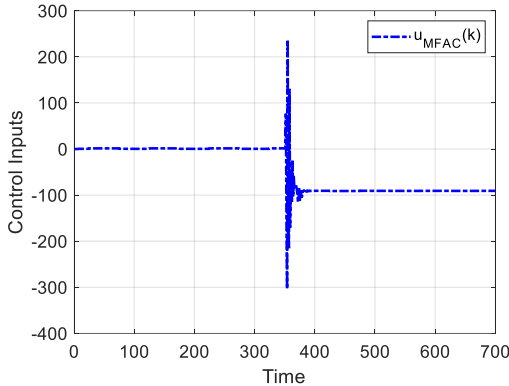


Fig. 2 Control input

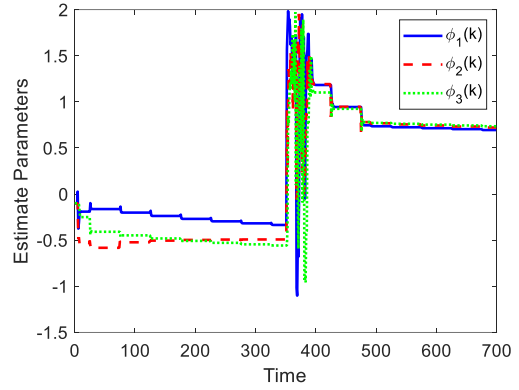


Fig. 3 Estimated value of PG

From Fig. 1, we can see that the MFAC can remove the influence of constant disturbance on the static error of the system. Because this kind of controller inherently contains one integrator.

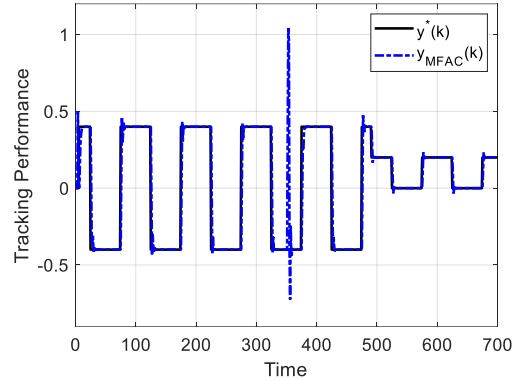


Fig. 4 Tracking performance

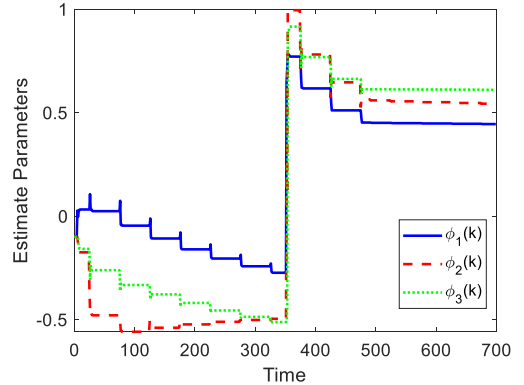


Fig. 5 Estimated value of PG

From Fig. 3 and Fig. 5, we can see that the sign of estimated $\hat{\phi}_{L_{y+1}}(k)$ changes at the time of 350. If the leading coefficient $\hat{\phi}_{L_{y+1}}(k)$ of control input is reset according to [1]-[3], the sign of $\hat{\phi}_{L_{y+1}}(k)$ will be opposite from the true one after the time of 350. This will restrict the EDLM from reflecting the true system and cause the failure of the controller. Therefore, we keep the estimate method working in its own way without resetting value, aiming to validate a fact that all the signs of estimated elements of PG are able to change. However, the sign of $\hat{\phi}_{L_{y+1}}(k)$ unchanged is an essential precondition for the current stability

analysis through the contraction mapping technique. Therefore, it will be more reasonable for us to analyze the stability of system through the closed-loop function (11) and the static error.

Example 2: In this example, the following discrete-time SISO linear system is considered.

$$y(k+1) = -0.8y(k) - 0.5u(k) - 0.2u(k-1) \quad 1 \leq k \leq 700 \quad (15)$$

We choose the desired trajectory with

$$y^*(k+1) = k^{10}, 1 \leq k \leq 700$$

to validate the aforementioned conclusion about the static error. Then we apply the current MFAC with different values of λ . The tracking performance are shown in Fig. 6. The control inputs are shown in Fig. 7

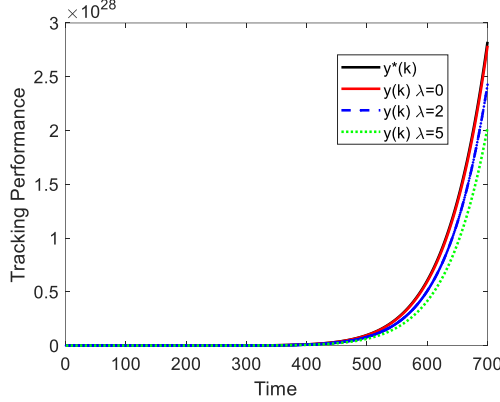


Fig. 6 Tracking performance

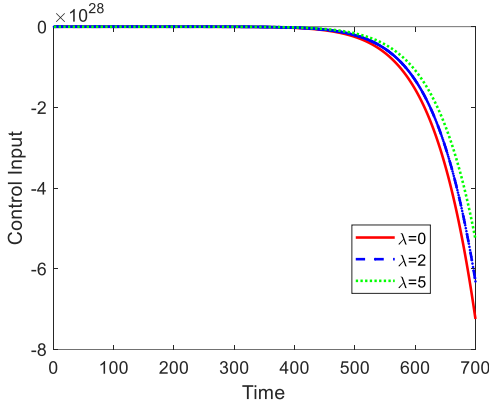


Fig. 7 Control input

From Fig. 6, it is straightforward for someone to see that the static error will increase by raising λ . Furthermore, we can conclude that the tracking error in respect to the desired trajectory k^n ($n=1,2,\dots$) will not be convergent to zero until $\lambda=0$. This fact contradicts with [1]-[3] which showed that the tracking error of the system controlled by MFAC converges to zero on the condition that λ is sufficiently large.

III. MODEL-FREE ADAPTIVE CONTROL FOR NONLINEAR SYSTEMS

A. System (1) with slight nonlinearity

In order to further study how to apply MFAC in nonlinear systems, we should begin with the Case 2 in Appendix. The system orders n_y+1 and n_u+1 are supposed known and we let $L_y=n_y+1$ and $L_u=n_u+1$. Since $f(\dots)$ in (1) is differentiable at the point $[y(k-1), \dots, y(k-n_y-1), u(k-1), \dots, u(k-n_u-1)]$, the

change in function $y(k) = f(y(k-1), \dots, y(k-n_y-1), u(k-1), \dots, u(k-n_u-1))$ as the variables change from $[y(k-1), \dots, y(k-n_y-1), u(k-1), \dots, u(k-n_u-1)]$ to $[y(k-1) + dy(k), \dots, y(k-n_y-1) + dy(k-n_y), u(k-1) + du(k), \dots, u(k-n_u-1) + du(k-n_u)]$ is approximated by the total differential $dy(k+1)$ as shown in (16).

$$\begin{aligned} \Delta y(k+1) \approx dy(k+1) &= \frac{\partial f(\boldsymbol{\varphi}(k-1))}{\partial y(k-1)} dy(k) + \dots \\ &+ \frac{\partial f(\boldsymbol{\varphi}(k-1))}{\partial y(k-n_y-1)} dy(k-n_y) + \frac{\partial f(\boldsymbol{\varphi}(k-1))}{\partial u(k-1)} du(k) \\ &+ \dots + \frac{\partial f(\boldsymbol{\varphi}(k-1))}{\partial u(k-n_u-1)} du(k-n_u) \end{aligned} \quad (16)$$

The approximation $\Delta y(k+1) \approx dy(k+1)$ improves as $dy(k), \dots, dy(k-n_y), du(k), \dots, du(k-n_u)$ approach 0. Then we make a further approximation to have model (17) which is also discussed in Appendix.

$$\begin{aligned} \Delta y(k+1) &= \boldsymbol{\phi}_L^T(k) \Delta \mathbf{H}(k) \\ &= \frac{\partial f(\boldsymbol{\varphi}(k-1))}{\partial y(k-1)} \Delta y(k) + \dots + \frac{\partial f(\boldsymbol{\varphi}(k-1))}{\partial y(k-n_y-1)} \Delta y(k-n_y) \\ &+ \frac{\partial f(\boldsymbol{\varphi}(k-1))}{\partial u(k-1)} \Delta u(k) + \dots + \frac{\partial f(\boldsymbol{\varphi}(k-1))}{\partial u(k-n_u-1)} \Delta u(k-n_u) \end{aligned} \quad (17)$$

where

$$\Delta \mathbf{H}(k) = [\Delta y(k), \dots, \Delta y(k-n_y), \Delta u(k), \dots, \Delta u(k-n_u)]^T,$$

$$\begin{aligned} \boldsymbol{\phi}_L(k) &= \begin{bmatrix} \boldsymbol{\phi}_y(k) \\ \boldsymbol{\phi}_u(k) \end{bmatrix} = [\phi_1(k), \dots, \phi_{L_y}(k), \phi_{L_y+1}(k), \dots, \phi_{L_y+L_u}(k)]^T \\ &= \left[\frac{\partial f(\boldsymbol{\varphi}(k-1))}{\partial y(k-1)}, \dots, \frac{\partial f(\boldsymbol{\varphi}(k-1))}{\partial y(k-n_y-1)}, \frac{\partial f(\boldsymbol{\varphi}(k-1))}{\partial u(k-1)}, \dots, \frac{\partial f(\boldsymbol{\varphi}(k-1))}{\partial u(k-n_u-1)} \right]^T \end{aligned}$$

When the control period of system is sufficiently small, the model (17) will be the accurate system description. By the same way in Section II, the MFAC controller is still written as (8).

On the other hand, we may also design the MFAC controller by minimizing the quadratic function (9) subject to constraint $u_m(k) \leq u(k) \leq u_M(k)$, which is similar to the following B part.

B. System (1) with strong nonlinearity

i) If the system is strongly nonlinear and the control period of system is not sufficiently small, the obtained $\boldsymbol{\phi}_L(k)$ may have an apparent change from time k to $k+1$, which sometimes leads to poor system performance. To this end, we recommend the way of applying the iterative MFAC controller like [b] and [c]. The controller will be

$$\Delta u(k+i|k) = \frac{\frac{\partial f(\boldsymbol{\varphi}(k-1+i|k))}{\partial u(k-1+i|k)}}{\lambda(k+i,k) + \left[\frac{\partial f(\boldsymbol{\varphi}(k-1+i|k))}{\partial u(k-1+i|k)} \right]^2} [y^*(k+1) - y(k+i|k) - \sum_{j=1}^{ny+1} \frac{\partial f(\boldsymbol{\varphi}(k-1+i|k))}{\partial y(k-j+i|k)} \Delta y(k-j+1+i|k) - \sum_{j=2}^{nu+1} \frac{\partial f(\boldsymbol{\varphi}(k-1+i|k))}{\partial u(k-j+i|k)} \Delta u(k-j+1+i|k)] \quad (18)$$

where i is the iteration number before the control input is sent to the system at the time of $k+1$.

ii) On the other hand, if the function $f(\dots)$ has derivatives of all orders on any operating points, the system model (1) can be described as (19) in accordance with Appendix.

$$\Delta y(k+1) = \frac{\partial f(\boldsymbol{\varphi}(k-1))}{\partial y(k-1)} \Delta y(k) + \dots + \frac{\partial f(\boldsymbol{\varphi}(k-1))}{\partial y(k-n_y-1)} \Delta y(k-n_y) + \frac{\partial f(\boldsymbol{\varphi}(k-1))}{\partial u(k-1)} \Delta u(k) + \dots + \frac{\partial f(\boldsymbol{\varphi}(k-1))}{\partial u(k-n_u-1)} \Delta u(k-n_u) + \boldsymbol{\gamma}(k) \quad (19)$$

where $\boldsymbol{\gamma}(k)$ is defined in Appendix. Let

$$\boldsymbol{\phi}_k(k) = \left[\frac{\partial f(\boldsymbol{\varphi}(k-1))}{\partial y(k-1)} + \varepsilon_1(k), \dots, \frac{\partial f(\boldsymbol{\varphi}(k-1))}{\partial y(k-n_y-1)} + \varepsilon_{L_y}(k), \frac{\partial f(\boldsymbol{\varphi}(k-1))}{\partial u(k-1)} + \varepsilon_{L_y+1}(k), \dots, \frac{\partial f(\boldsymbol{\varphi}(k-1))}{\partial u(k-n_u-1)} + \varepsilon_{L_y+L_u}(k) \right]^T \quad (20)$$

$$\varepsilon_{i+1}(k) = \frac{1}{2!} \frac{\partial^2 f(\boldsymbol{\varphi}(k-1))}{\partial y^2(k-i-1)} \Delta y(k-i) + \frac{1}{3!} \frac{\partial^3 f(\boldsymbol{\varphi}(k-1))}{\partial y^3(k-i-1)} \Delta y^2(k-i) + \frac{1}{4!} \frac{\partial^4 f(\boldsymbol{\varphi}(k-1))}{\partial y^4(k-i-1)} \Delta y^3(k-i) + \dots \quad (21)$$

$$\varepsilon_{L_y+1+j}(k) = \frac{1}{2!} \frac{\partial^2 f(\boldsymbol{\varphi}(k-1))}{\partial u^2(k-j-1)} \Delta u(k-j) + \frac{1}{3!} \frac{\partial^3 f(\boldsymbol{\varphi}(k-1))}{\partial u^3(k-j-1)} \Delta u^2(k-j) + \frac{1}{4!} \frac{\partial^4 f(\boldsymbol{\varphi}(k-1))}{\partial u^4(k-j-1)} \Delta u^3(k-j) + \dots \quad (22)$$

, $i=0, \dots, n_y$ and $j=0, \dots, n_u$, then (19) is rewritten as (4).

a) If $\frac{\partial^n f(\boldsymbol{\varphi}(k-1))}{\partial u^n(k-1)} = 0$ ($n \geq 2$), the controller is still described

by (8) and the closed-loop system equation at time k is still (10).

b) If there exists $\frac{1}{n!} \frac{\partial^n f(\boldsymbol{\varphi}(k-1))}{\partial u^n(k-1)} \neq 0$ ($n \geq 1$) and

$\frac{1}{j!} \frac{\partial^j f(\boldsymbol{\varphi}(k-1))}{\partial u^j(k-1)} = 0$ ($j > n$), we may obtain the control law by

minimizing the following cost function of $2n$ -th degree (23) or by minimizing the cost function (24) subject to constraint $u_m(k) \leq u(k) \leq u_M(k)$.

$$J = \left| y^*(k+1) - y(k+1) \right|^2 + \lambda |\Delta u(k)|^2 = \left| y^*(k+1) - y(k) - \sum_{i=1}^{L_y} \phi_i(k) \Delta y(k-i+1) - \sum_{i=L_y+2}^{L_y+L_u} \phi_i(k) \Delta u(k+L_y-i+1) - \phi_{L_y+1}(k) \Delta u(k) \right|^2 + \lambda |\Delta u(k)|^2 \quad (23)$$

$$\min_{u(k) \text{ s.t. } u_m(k) \leq u(k) \leq u_M(k)} J = \left| y^*(k+1) - y(k+1) \right|^2 + \lambda |\Delta u(k)|^2 \quad (24)$$

where $\phi_{L_y+1}(k) = \sum_{j=1}^n \frac{1}{j!} \frac{\partial^j f(\boldsymbol{\varphi}(k-1))}{\partial u^j(k-1)} \Delta u^{j-1}(k)$.

Besides, in order to obtain the controller shown as (8) or to simplify the minimization of (24), we may simplify the controller design process through an approximation:

$$\phi_{L_y+1}(k) \approx \frac{\partial f(\boldsymbol{\varphi}(k-1))}{\partial u(k-1)} + \frac{1}{2!} \frac{\partial^2 f(\boldsymbol{\varphi}(k-1))}{\partial u^2(k-1)} \Delta u(k-1) + \frac{1}{3!} \frac{\partial^3 f(\boldsymbol{\varphi}(k-1))}{\partial u^3(k-1)} \Delta u^2(k-1) + \dots \quad (25)$$

Simulations:

Example 3: The following discrete-time SISO nonlinear system is considered.

$$y(k+1) = 0.2y^2(k) + 2u(k) + u^2(k) + 2u^5(k-1) + \cos(u(k-1)) + u^6(k-2) \quad (26)$$

The desired output trajectory is

$$y^*(k+1) = \begin{cases} 0.5 \sin(k/50) + 0.5 \cos(k/3) \\ + 0.5 \sin(k/10) & 1 \leq k \leq 350 \\ 0.3 + 0.3 \times (-1)^{\text{round}(k/50)} & 351 \leq k \leq 700 \end{cases} \quad (27)$$

The controller parameters and initial values for MFAC are listed in Table II.

TABLE II Parameter Settings for MFAC	
Parameter	MFAC (6)
Order	$L_y=1, L_u=3$
λ	1.5
Initial value $\hat{\boldsymbol{\phi}}_k(3) = \hat{\boldsymbol{\phi}}_k(2) = \hat{\boldsymbol{\phi}}_k(1)$	[0.01, 0.01, 0.01, 0.01]
$y(0:4), u(0:3)$	0

The controller MFAC 1 is designed by minimizing a quartic equation (23) shown as

$$J = \left| y^*(k+1) - y(k+1) \right|^2 + \lambda |\Delta u(k)|^2 = \left| y^*(k+1) - y(k) - \phi_1(k) \Delta y(k) - \phi_3(k) \Delta u(k-1) - \phi_4(k) \Delta u(k-2) - \left[\frac{\partial f(\boldsymbol{\varphi}(k-1))}{\partial u(k-1)} \Delta u(k) - \frac{1}{2!} \frac{\partial^2 f(\boldsymbol{\varphi}(k-1))}{\partial u^2(k-1)} \Delta u^2(k) \right] \right|^2 + \lambda |\Delta u(k)|^2 \quad (28)$$

with $\phi_1(k) = \sum_{i=1}^2 \frac{1}{i!} \frac{\partial^i f(\boldsymbol{\varphi}(k-1))}{\partial y^i(k-1)} \Delta y^{i-1}(k)$,

$$\phi_2(k) = \sum_{i=1}^2 \frac{1}{i!} \frac{\partial^i f(\boldsymbol{\varphi}(k-1))}{\partial u^i(k-1)} \Delta u^{i-1}(k) = 2 + 2u(k-1) + \Delta u(k),$$

$$\phi_3(k) = \sum_{i=1}^5 \frac{1}{i!} \frac{\partial^i f(\boldsymbol{\varphi}(k-1))}{\partial u^i(k-2)} \Delta u^{i-1}(k-1),$$

$$\phi_4(k) = \sum_{i=1}^6 \frac{1}{i!} \frac{\partial^i f(\boldsymbol{\varphi}(k-1))}{\partial u^i(k-3)} \Delta u^{i-1}(k-2).$$

We apply the controller (8) named as MFAC 2. $\phi_1(k)$, $\phi_3(k)$, $\phi_4(k)$ are the same as those of MFAC 1 and $\phi_2(k)$ is approximated by (25): $\phi_2(k) = 2+2u(k-1) + \Delta u(k-1)$.

The controller MFAC 3 is designed to minimize (24) subject to the control input constraint $-0.6 \leq u(k) \leq -0.2$

Fig. 8 shows the tracking performance of the system controlled by MFAC 1, MFAC 2 and MFAC 3. Fig. 9 shows the control input. Fig. 10 shows the elements in the calculated PG vector of MFAC 1.

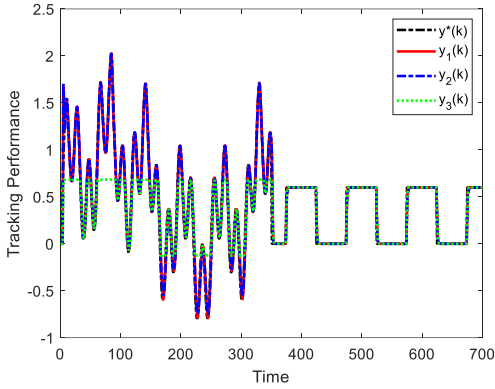


Fig. 8 Tracking performance

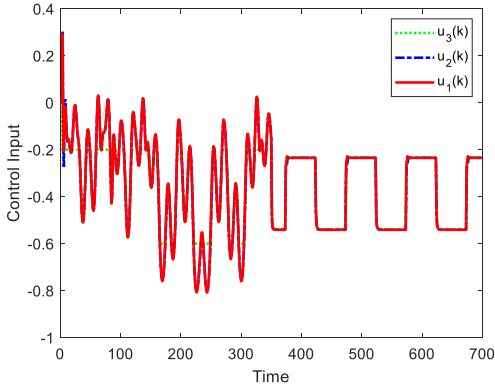


Fig. 9 Control input

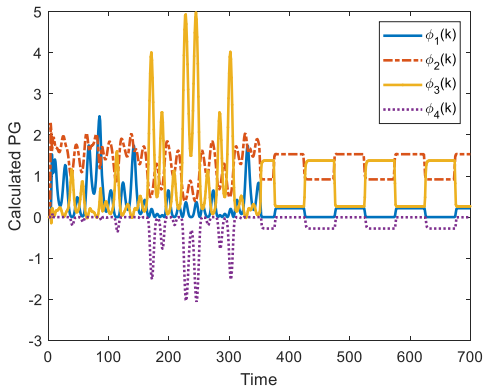


Fig. 10 Elements in calculated PG vector

Question: Why don't we use the MFAC by introducing online estimation algorithm like [1]?

Answer: Because the model can be hardly established in this way. One can refer to the Remark in [a] for detailed explanations.

IV. CONCLUSION

In this note, the stability of system and the chosen parameter λ are analyzed by the closed-loop function and we have figured out that the current MFAC methods are not analyzed in right way. Then several simulated examples are used to validate the viewpoints.

APPENDIX

Proof of Theorem 1

Proof: Case 1: $1 \leq L_y \leq n_y$ and $1 \leq L_u \leq n_u$

From (1), we have

$$\begin{aligned} \Delta y(k+1) = & f(y(k), \dots, y(k-L_y+1), y(k-L_y), \dots, y(k-n_y), u(k), \\ & \dots, u(k-L_u+1), u(k-L_u), \dots, u(k-n_u)) \\ & - f(y(k-1), \dots, y(k-L_y), y(k-L_y), \dots, y(k-n_y), u(k-1), \\ & \dots, u(k-L_u), u(k-L_u), \dots, u(k-n_u)) \\ & + f(y(k-1), \dots, y(k-L_y), y(k-L_y), \dots, y(k-n_y), u(k-1), \\ & \dots, u(k-L_u), u(k-L_u), \dots, u(k-n_u)) \\ & - f(y(k-1), \dots, y(k-L_y), y(k-L_y-1), \dots, y(k-n_y-1), \\ & u(k-1), \dots, u(k-L_u), u(k-L_u-1), \dots, u(k-n_u-1)) \end{aligned} \quad (29)$$

On the basis of *Assumption 1* and the definition of differentiability in [12], (29) becomes

$$\begin{aligned} \Delta y(k+1) = & \frac{\partial f(\boldsymbol{\varphi}(k-1))}{\partial y(k-1)} \Delta y(k) + \dots + \frac{\partial f(\boldsymbol{\varphi}(k-1))}{\partial y(k-L_y)} \Delta y(k-L_y+1) \\ & + \frac{\partial f(\boldsymbol{\varphi}(k-1))}{\partial u(k-1)} \Delta u(k) + \dots + \frac{\partial f(\boldsymbol{\varphi}(k-1))}{\partial u(k-L_u)} \Delta u(k-L_u+1) \\ & + \varepsilon_1(k) \Delta y(k) + \dots + \varepsilon_{L_y}(k) \Delta y(k-L_y+1) + \varepsilon_{L_y+1}(k) \Delta u(k) \\ & + \dots + \varepsilon_{L_y+L_u}(k) \Delta u(k-L_u+1) + \psi(k) \end{aligned} \quad (30)$$

where

$$\begin{aligned} \boldsymbol{\psi}(k) \triangleq & f(y(k-1), \dots, y(k-L_y), y(k-L_y), \dots, y(k-n_y), \\ & u(k-1), \dots, u(k-L_u), u(k-L_u), \dots, u(k-n_u)) \\ & - f(y(k-1), \dots, y(k-L_y), y(k-L_y-1), \dots, y(k-n_y-1), \\ & u(k-1), \dots, u(k-L_u), u(k-L_u-1), \dots, u(k-n_u-1)) \end{aligned} \quad (31)$$

$$\frac{\partial f(\boldsymbol{\varphi}(k-1))}{\partial y(k-i-1)}, \quad 0 \leq i \leq L_y-1 \quad \text{and} \quad \frac{\partial f(\boldsymbol{\varphi}(k-1))}{\partial u(k-j-1)}, \quad 0 \leq j \leq L_u-1$$

denote the partial derivative values of $f(\boldsymbol{\varphi}(k-1))$ with respect to the $(i+1)$ -th variable and the (n_y+2+j) -th variable, respectively. And $\varepsilon_1(k), \dots, \varepsilon_{L_y+L_u}(k)$ are functions that depend only on $\Delta y(k), \dots, \Delta y(k-L_y+1), \Delta u(k), \dots, \Delta u(k-L_u+1)$, with $(\varepsilon_1(k), \dots, \varepsilon_{L_y+L_u}(k)) \rightarrow (0, \dots, 0)$ when $(\Delta y(k), \dots, \Delta y(k-L_y+1), \Delta u(k), \dots, \Delta u(k-L_u+1)) \rightarrow (0, \dots, 0)$. This also

implies that $(\varepsilon_1(k), \dots, \varepsilon_{L_y+L_u}(k))$ can be regarded as $(0, \dots, 0)$ when the control period of system is sufficiently small.

We consider the following equation with the vector $\boldsymbol{\eta}(k)$ for each time k :

$$\boldsymbol{\psi}(k) = \boldsymbol{\eta}^T(k) \Delta \mathbf{H}(k) \quad (32)$$

Owing to $\|\Delta \mathbf{H}(k)\| \neq 0$, (32) must have at least one solution $\boldsymbol{\eta}^*(k)$. Let

$$\begin{aligned} \boldsymbol{\phi}_L(k) = \boldsymbol{\eta}^*(k) &+ \left[\frac{\partial f(\boldsymbol{\varphi}(k-1))}{\partial y(k-1)} + \varepsilon_1(k), \dots, \frac{\partial f(\boldsymbol{\varphi}(k-1))}{\partial y(k-L_y)} + \varepsilon_{L_y}(k), \right. \\ &\left. \frac{\partial f(\boldsymbol{\varphi}(k-1))}{\partial u(k-1)} + \varepsilon_{L_y+1}(k), \dots, \frac{\partial f(\boldsymbol{\varphi}(k-1))}{\partial u(k-L_u)} + \varepsilon_{L_y+L_u}(k) \right]^T \end{aligned} \quad (33)$$

(30) can be described as follow:

$$\Delta y(k+1) = \boldsymbol{\phi}_L^T(k) \Delta \mathbf{H}(k) \quad (34)$$

Case 2: $L_y = n_y + 1$ and $L_u = n_u + 1$

On the basis of *Assumption 1* and the definition of differentiability in [12], (1) becomes

$$\begin{aligned} \Delta y(k+1) &= \frac{\partial f(\boldsymbol{\varphi}(k-1))}{\partial y(k-1)} \Delta y(k) + \dots + \frac{\partial f(\boldsymbol{\varphi}(k-1))}{\partial y(k-n_y-1)} \Delta y(k-n_y) \\ &+ \frac{\partial f(\boldsymbol{\varphi}(k-1))}{\partial u(k-1)} \Delta u(k) + \dots + \frac{\partial f(\boldsymbol{\varphi}(k-1))}{\partial u(k-n_u-1)} \Delta u(k-n_u) \\ &+ \gamma(k) \end{aligned} \quad (35)$$

where

$$\begin{aligned} \gamma(k) &= \varepsilon_1(k) \Delta y(k) + \dots + \varepsilon_{L_y}(k) \Delta y(k-n_y) \\ &+ \varepsilon_{L_y+1}(k) \Delta u(k) + \dots + \varepsilon_{L_y+L_u}(k) \Delta u(k-n_u) \end{aligned} \quad (36)$$

We let

$$\begin{aligned} \boldsymbol{\phi}_L(k) &= \left[\frac{\partial f(\boldsymbol{\varphi}(k-1))}{\partial y(k-1)} + \varepsilon_1(k), \dots, \frac{\partial f(\boldsymbol{\varphi}(k-1))}{\partial y(k-n_y-1)} + \varepsilon_{L_y}(k), \right. \\ &\left. \frac{\partial f(\boldsymbol{\varphi}(k-1))}{\partial u(k-1)} + \varepsilon_{L_y+1}(k), \dots, \frac{\partial f(\boldsymbol{\varphi}(k-1))}{\partial u(k-n_u-1)} + \varepsilon_{L_y+L_u}(k) \right]^T \end{aligned} \quad (37)$$

to rewrite (35) as (34), with $(\varepsilon_1(k), \dots, \varepsilon_{L_y+L_u}(k)) \rightarrow (0, \dots, 0)$ in nonlinear systems, when $(\Delta y(k), \dots, \Delta y(k-n_y), \Delta u(k), \dots, \Delta u(k-n_u)) \rightarrow (0, \dots, 0)$. As to linear systems, we will always

have $\boldsymbol{\phi}_L(k) = \left[\frac{\partial f(\boldsymbol{\varphi}(k-1))}{\partial y(k-1)}, \dots, \frac{\partial f(\boldsymbol{\varphi}(k-1))}{\partial y(k-n_y-1)}, \frac{\partial f(\boldsymbol{\varphi}(k-1))}{\partial u(k-1)}, \dots, \right.$

$\left. \frac{\partial f(\boldsymbol{\varphi}(k-1))}{\partial u(k-n_u-1)} \right]^T$ no matter what $(\Delta y(k), \dots, \Delta y(k-n_y), \Delta u(k), \dots, \Delta u(k-n_u))$ is.

Additionally, if the function $f(\dots)$ has derivatives of all orders on any operating points, we can obtain a group of solution (38),(39) for (36) in accordance with the Taylor series for a function.

$$\begin{aligned} \varepsilon_{i+1}(k) &= \frac{1}{2!} \frac{\partial^2 f(\boldsymbol{\varphi}(k-1))}{\partial y^2(k-i-1)} \Delta y(k-i) + \frac{1}{3!} \frac{\partial^3 f(\boldsymbol{\varphi}(k-1))}{\partial y^3(k-i-1)} \Delta y^2(k-i) \\ &+ \frac{1}{4!} \frac{\partial^4 f(\boldsymbol{\varphi}(k-1))}{\partial y^4(k-i-1)} \Delta y^3(k-i) + \dots \end{aligned} \quad (38)$$

$$\begin{aligned} \varepsilon_{L_y+1+j}(k) &= \frac{1}{2!} \frac{\partial^2 f(\boldsymbol{\varphi}(k-1))}{\partial u^2(k-j-1)} \Delta u(k-j) + \frac{1}{3!} \frac{\partial^3 f(\boldsymbol{\varphi}(k-1))}{\partial u^3(k-j-1)} \Delta u^2(k-j) \\ &+ \frac{1}{4!} \frac{\partial^4 f(\boldsymbol{\varphi}(k-1))}{\partial u^4(k-j-1)} \Delta u^3(k-j) + \dots \end{aligned} \quad (39)$$

, $i=0, \dots, n_y$ and $j=0, \dots, n_u$.

Case 3: $L_y > n_y + 1$ and $L_u > n_u + 1$

On the basis of *Assumption 1* and the definition of differentiability in [12], (1) becomes

$$\begin{aligned} \Delta y(k+1) &= \frac{\partial f(\boldsymbol{\varphi}(k-1))}{\partial y(k-1)} \Delta y(k) + \dots + \frac{\partial f(\boldsymbol{\varphi}(k-1))}{\partial y(k-n_y-1)} \Delta y(k-n_y) \\ &+ \frac{\partial f(\boldsymbol{\varphi}(k-1))}{\partial u(k-1)} \Delta u(k) + \dots + \frac{\partial f(\boldsymbol{\varphi}(k-1))}{\partial u(k-n_u-1)} \Delta u(k-n_u) \\ &+ \varepsilon_1(k) \Delta y(k) + \dots + \varepsilon_{n_y+1}(k) \Delta y(k-n_y) + \varepsilon_{L_y+1}(k) \Delta u(k) \\ &+ \dots + \varepsilon_{L_y+n_u+1}(k) \Delta u(k-n_u) \end{aligned} \quad (40)$$

Define

$$\begin{aligned} \gamma(k) &= \varepsilon_1(k) \Delta y(k) + \dots + \varepsilon_{n_y+1}(k) \Delta y(k-n_y) + \varepsilon_{L_y+1}(k) \Delta u(k) \\ &+ \dots + \varepsilon_{L_y+n_u+1}(k) \Delta u(k-n_u) \end{aligned} \quad (41)$$

We consider the following equation with the vector $\boldsymbol{\eta}(k)$ for each time k :

$$\boldsymbol{\gamma}(k) = \boldsymbol{\eta}^T(k) \Delta \mathbf{H}(k) \quad (42)$$

Owing to $\|\Delta \mathbf{H}(k)\| \neq 0$, (42) must have at least one solution $\boldsymbol{\eta}^*(k)$. Let

$$\begin{aligned} \boldsymbol{\phi}_L(k) &= \boldsymbol{\eta}^*(k) + \left[\frac{\partial f(\boldsymbol{\varphi}(k-1))}{\partial y(k-1)}, \dots, \frac{\partial f(\boldsymbol{\varphi}(k-1))}{\partial y(k-n_y-1)}, 0, \dots, 0 \right. \\ &\left. \frac{\partial f(\boldsymbol{\varphi}(k-1))}{\partial u(k-1)}, \dots, \frac{\partial f(\boldsymbol{\varphi}(k-1))}{\partial u(k-n_u-1)}, 0, \dots, 0 \right]^T \end{aligned} \quad (43)$$

Then (43) can be rewritten as (34).

Case 4: $L_y \geq n_y + 1$ and $1 \leq L_u < n_u + 1$; $0 \leq L_y < n_y + 1$ and $L_u \geq n_u + 1$.

The proof of Case 4 is similar to the above analysis process, we omit it.

We finished the proof of *Theorem 1*.

Remark 2: The UD in the Case 2 ($L_y = n_y + 1$ and $L_u = n_u + 1$) is shown as follow.

$$\begin{aligned} y(k) &= \frac{\partial f(\boldsymbol{\varphi}(k-1))}{\partial y(k-1)} y(k-1) + \dots + \frac{\partial f(\boldsymbol{\varphi}(k-1))}{\partial y(k-n_y-1)} y(k-n_y-1) \\ &+ \frac{\partial f(\boldsymbol{\varphi}(k-1))}{\partial u(k-1)} u(k-1) + \dots + \frac{\partial f(\boldsymbol{\varphi}(k-1))}{\partial u(k-n_u-1)} u(k-n_u-1) + v(k) \end{aligned} \quad (44)$$

where (45) represents the UD around the operating point, according to the conception in [13].

$$\begin{aligned}
v(k) = & y(k+1) - \frac{\partial f(\boldsymbol{\varphi}(k-1))}{\partial y(k-1)} y(k) - \dots - \frac{\partial f(\boldsymbol{\varphi}(k-1))}{\partial y(k-n_y-1)} y(k-n_y) \\
& - \frac{\partial f(\boldsymbol{\varphi}(k-1))}{\partial u(k-1)} u(k) - \dots - \frac{\partial f(\boldsymbol{\varphi}(k))}{\partial u(k-n_u-1)} u(k-n_u) - \gamma(k)
\end{aligned}
\tag{45}$$

REFERENCES

- [1] Hou Z S, Xiong S S. On Model Free Adaptive Control and its Stability Analysis[J]. IEEE Transactions on Automatic Control, 2019, 64(11): 4555-4569.
 - [2] Hou Z S and Jin S T, Model Free Adaptive Control: Theory and Applications, CRC Press, Taylor and Francis Group, 2013
 - [3] Hou Z S. and Jin S T, "A novel data-driven control approach for a class of discrete-time nonlinear systems," IEEE Transaction on Control Systems Technology, vol. 19, no. 6, pp. 1549-1558, 2011.
 - [4] Goodwin G C, Sin K S. Adaptive Filtering Prediction and Control[M]. Dover Publications, Inc, 2009.
 - [5] Åström K J, Wittenmark B. Adaptive control [M]. Courier Corporation, 2013.
 - [6] Fu Y, Chai T Y. Nonlinear multivariable adaptive control using multiple models and neural networks[J]. Automatica, 2007, 43(6): 1101-1110.
 - [7] Zhang Y J, Jia Y, Chai T Y, et al. Data-Driven PID Controller and Its Application to Pulp Neutralization Process[J]. IEEE Transactions on Control Systems Technology, 2018, 26(3):828-841.
 - [8] Zhang Y J, Chai T Y, Wang H, et al. Nonlinear Decoupling Control With ANFIS-Based Unmodeled Dynamics Compensation for a Class of Complex Industrial Processes[J]. IEEE Transactions on Neural Networks & Learning Systems, 2018, 29(99):2352-2366.
 - [9] Zhang Y J, Chai T, Wang D H, et al. Virtual Unmodeled Dynamics Modeling for Nonlinear Multivariable Adaptive Control With Decoupling Design[J]. IEEE Transactions on Systems Man & Cybernetics Systems, 2016:1-12.
 - [10] Zhang Y J, Chai T Y, Wang H. A Nonlinear Control Method Based on ANFIS and Multiple Models for a Class of SISO Nonlinear Systems and Its Application[J]. IEEE Transactions on Neural Networks, 2011, 22(11):1783-1795.
 - [11] Zhang Y T, Chai T Y, Wang H, et al. An Improved Estimation Method for Unmodeled Dynamics Based on ANFIS and Its Application to Controller Design[J]. IEEE Transactions on Fuzzy Systems, 2013, 21(6):989-1005.
 - [12] Briggs W, Cochran L, Gillett B. Calculus [M]. Pearson, 2014.
 - [13] Chai T Y, Yue H. Adaptive Control [M]. Beijing: Tsinghua University Press, 2015.
- [a] A New Model-Free Method for MIMO Systems and Discussion on Model-Free or Model-Based
- [b] Discussion on a Class of Model-Free Adaptive Control for Multivariable Systems
- [c] A Discussions on Inverse Kinematics based on Levenberg-Marquardt Method and Model-Free Adaptive (Predictive) Control