

Adversarial Machine Learning in Image Classification: A Survey Towards the Defender's Perspective

GABRIEL R. MACHADO, Military Institute of Engineering (IME), Brazil

EUGÊNIO SILVA, State University of West Zone (UEZO), Brazil

RONALDO R. GOLDSCHMIDT, Military Institute of Engineering (IME), Brazil

Deep Learning algorithms have achieved the state-of-the-art performance for Image Classification and have been used even in security-critical applications, such as biometric recognition systems and self-driving cars. However, recent works have shown those algorithms, which can even surpass the human capabilities, are vulnerable to adversarial examples. In Computer Vision, adversarial examples are images containing subtle perturbations generated by malicious optimization algorithms in order to fool classifiers. As an attempt to mitigate these vulnerabilities, numerous countermeasures have been constantly proposed in literature. Nevertheless, devising an efficient defense mechanism has proven to be a difficult task, since many approaches have already shown to be ineffective to adaptive attackers. Thus, this self-containing paper aims to provide all readerships with a review of the latest research progress on Adversarial Machine Learning in Image Classification, however with a defender's perspective. Here, novel taxonomies for categorizing adversarial attacks and defenses are introduced and discussions about the existence of adversarial examples are provided. Further, in contrast to existing surveys, it is also given relevant guidance that should be taken into consideration by researchers when devising and evaluating defenses. Finally, based on the reviewed literature, it is discussed some promising paths for future research.

CCS Concepts: • **Information systems** → **Decision support systems**; • **Security and privacy** → **Domain-specific security and privacy architectures**; • **Computing methodologies** → **Neural networks**.

Additional Key Words and Phrases: Computer Vision, Image Classification, Adversarial Images, Deep Neural Networks, Adversarial Attacks, Defense Methods.

ACM Reference Format:

Gabriel R. Machado, Eugênio Silva, and Ronaldo R. Goldschmidt. 2020. Adversarial Machine Learning in Image Classification: A Survey Towards the Defender's Perspective. 1, 1 (September 2020), 35 pages. <https://doi.org/--->

1 INTRODUCTION

In the last years, Deep Learning algorithms have made an important and rapid progress in solving numerous tasks involving complex analysis of raw data. Among some relevant cases, it can be mentioned major advances in speech recognition and natural language processing [39, 194], games [162], financial market analysis [78], fraud and malware detection [38, 94], prevention of DDoS attacks [199] and Computer Vision [74, 83, 96, 173, 174]. In the field of Computer Vision, the Convolutional Neural Networks (CNNs) have become the state-of-the-art Deep Learning algorithms since Krizhevsky et al. [96] have presented innovative results in image classification tasks using

Authors' addresses: Gabriel R. Machado, gabriel.rmachado@ime.eb.br, Military Institute of Engineering (IME), Rio de Janeiro, Brazil; Eugênio Silva, State University of West Zone (UEZO), Rio de Janeiro, Brazil, eugeniosilva@uezo.rj.gov.br; Ronaldo R. Goldschmidt, ronaldo.rgold@ime.eb.br, Military Institute of Engineering (IME), Rio de Janeiro, Brazil.

Permission to make digital or hard copies of all or part of this work for personal or classroom use is granted without fee provided that copies are not made or distributed for profit or commercial advantage and that copies bear this notice and the full citation on the first page. Copyrights for components of this work owned by others than ACM must be honored. Abstracting with credit is permitted. To copy otherwise, or republish, to post on servers or to redistribute to lists, requires prior specific permission and/or a fee. Request permissions from permissions@acm.org.

© 2020 Association for Computing Machinery.

XXXX-XXXX/2020/9-ART \$15.00

<https://doi.org/--->

the AlexNet architecture. Thereafter, motivated by the continuous popularization of GPUs and frameworks, the CNNs have kept growing in performance, being currently even used in security-critical applications, such as medical sciences and diagnostics [33, 110], autonomous vehicles [14], surveillance systems [43] and biometric and handwritten characters recognition [7, 168, 179].

Nevertheless, some researchers have begun to argue if the same deep learning algorithms, which could even surpass the human performance [92], were actually robust enough to be used in safety-critical environments. Unfortunately, since the paper of Szegedy et al. [175], various works have highlighted the vulnerability of deep learning models in different tasks such as speech recognition [24], text classification [47], malware detection [69] and specially image classification [23, 66, 147] before *adversarial attacks*. Adversarial attacks are usually conducted in the form of subtle perturbations generated by an optimization algorithm and inserted into a legitimate image in order to produce an adversarial example which, in the field of Computer Vision is specifically known as *adversarial image*. After being sent to be classified, an adversarial image is often able to lead CNNs to produce a prediction different from the expected, usually with a high confidence. Adversarial attacks on image classifiers are the most common in the literature and, for this reason, are the focus of this paper.

The vulnerability of CNNs and other Deep Learning algorithms to adversarial attacks have forced the scientific community to revisit all the processes related to the construction of intelligent models, from the elaboration of architectures to the formulation of the training algorithms used, as an attempt to hypothesize some possible reasons concerning this lack of robustness¹ and thus propose countermeasures that may hold future attacks of adversarial nature. This arms race between attacks and defenses against adversarial examples has ended up forming a recent research area called *Adversarial Machine Learning* that, in a nutshell, struggles to construct more robust Deep Learning models.

Adversarial Machine Learning in Image Classification is currently a very active research path which is responsible for most of the work in the area, with novel papers produced almost daily. However, there is neither a known efficient solution for securing Deep Learning models nor any fully accepted explanations for the existence of adversarial images yet. Taking into account the dynamism and relevance of this research area, it is crucial to be available in literature comprehensive and up-to-date review papers in order to position and orientate their readers about the actual scenario. Although there are already some extensive surveys [2, 187, 198], they have already become somewhat outdated due to the great activity in the area. Moreover, they bring out a general overview of the Adversarial Machine Learning field, what, in turn, contributes to these papers neither have focused enough in works that have proposed defenses against adversarial attacks nor have provided proper guidance for those who wishes to invest in novel countermeasures.

Therefore, keeping in mind the importance of Adversarial Machine Learning in Image Classification to the development of more robust defenses and architectures against adversarial attacks, this self-contained paper aims to provide for all readerships an exhaustive and detailed review of the literature, however with a defender's perspective. The present survey covers from the background needed to clarify the reader essential concepts in the area to the technical formalisms related to adversarial examples and attacks. Furthermore, a comprehensive survey of defenses and countermeasures against adversarial attacks is made and categorized on a novel taxonomy. Then, based on the works of Carlini and Wagner [21] and Carlini et al. [19], the present paper discusses some principles for designing and evaluating defenses which are intended to guide researchers

¹Robustness can be defined as the capacity of a model or defense to tolerate adversarial disturbances by delivering reliable and stable outputs [190].

to introduce stronger security methods. Essentially, the main contributions of this work are the following:

- The update of some existing taxonomies in order to categorize different types of adversarial images and novel attack approaches that have raised in literature;
- The discussion and organization of defenses against adversarial attacks based on a novel taxonomy;
- The address of relevant explanations for the existence of adversarial examples;
- The provision of some important guidances that should be followed by researchers when devising and evaluating defenses;
- The discussion of promising research paths for future works in the field.

The remaining of this paper is structured as follows: Section 2 brings an essential background which covers important topics and concepts for the proper understanding of this work. Section 3 formalizes and also categorizes adversarial examples and attacks. Section 4 makes a deep review on defenses existing in literature and proposes a novel taxonomy for organizing them. Section 5 addresses and formalizes relevant explanations for the existence of adversarial examples that have supported the development of attacks and defenses. Section 6 provides close guidance based on relevant work to help defenders and reviewers to respectively design and evaluate security methods. Section 7 lists promising research paths in Adversarial Machine Learning for Image Classification. Finally, Section 8 brings the final considerations.

2 BACKGROUND

Conventional Machine Learning models (also known as *shallow models* [11]) have begun to have high dependency of domain experts and present critical limitations when attempting to extract useful patterns from complex data, such as images and audio speech [198]. Therefore, it has been necessary to develop traditional learning algorithms into more elaborated architectures, forming a recent area in Artificial Intelligence called *Deep Learning* [81]. Deep Learning is a subfield of Machine Learning where its algorithms simulate the operation of the human brain in order to extract and learn hidden representations from raw inputs, oftentimes without any human intervention. Mostly, Deep Learning is based on Deep Neural Networks (DNNs), which are formed by many layers containing numerous processing units, which gathers knowledge from a massive amount of data by applying several linear and non-linear transformations on the received inputs, which in turn, allows these models to learn high-level abstractions from simpler concepts [63, 72, 124].

This paper focuses mostly on Convolutional Neural Networks. CNNs are a special type of Deep Neural Network and currently are the state-of-the-art algorithms for Image Classification [184]. However, Appendix A briefly covers other tasks Adversarial Machine Learning takes part in Computer Vision. The next section explains, in a nutshell, the main components of a CNN, in addition to list the state-of-the-art architectures over the years, according to the ILSVRC challenge [154].

2.1 Convolutional Neural Networks

CNN architectures usually perform feature learning by making use of (i) *convolution* and (ii) *pooling* layers which, respectively, extracts useful features from images and reduces their spatial dimensionality. After feature learning, comes the fully connected layer (FC), which works in a way similar to a common neural network. In a classification task, FCs produce a single probability vector as output, which is called the *probability vector*. The probability vector contains membership

probabilities of a given input x corresponding to each class $c_i \in C_n$, where C_n is the set containing all the n classes belonging to the original problem. Summing up all the probabilities must result in 1, and the chosen class for x is the one which has the highest membership probability. Figure 1 depicts an example of a standard architecture of a CNN.

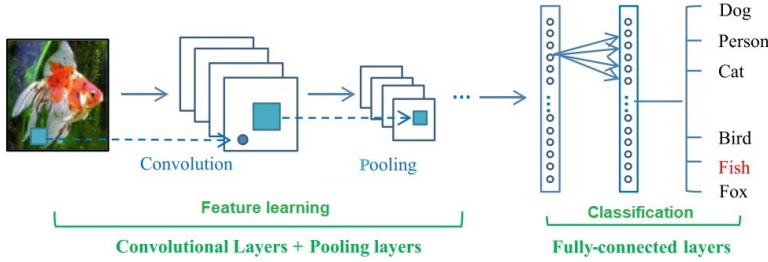


Fig. 1. The standard architecture of a CNN. Adapted from Guo et al. [72].

An important contest in Computer Vision, called ILSVRC (ImageNet Large Scale Visual Recognition Challenge) [154], has encouraged until 2017 the creation of more accurate CNN architectures. Figure 2 shows some relevant CNN architectures over the years in ILSVRC challenge, namely AlexNet [96], ZFNet [201], VGGNet [163], GoogLeNet [173], ResNet [75], TrimpsNet² and SENet [83]. Since 2015, CNNs have surpassed the human performance [92].

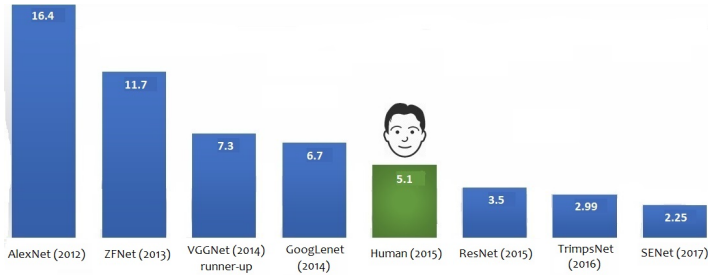


Fig. 2. Top-5 error rate³ of winning CNN architectures in ILSVRC classification challenge over the years [154]. Since 2015, the CNNs have surpassed the human's performance [92].

2.2 Other Deep Learning Algorithms

Apart from CNNs, there are other important Deep Learning architectures which are frequently used in Adversarial Machine Learning, such as Autoencoders (AEs) and Generative Adversarial Networks (GANs). The next sections describe these architectures in more details.

2.2.1 Autoencoders. An autoencoder is a neural network which aims to approximate its output to an input sample, or in other words, it tries to approximate an input x to its *identity function* by generating an output \hat{x} as similar as possible to x from a compressed representation learnt. An example of an autoencoder architecture is depicted by Figure 3. Despite looking a trivial task,

²There has been no novel scientific contribution which justified the production of a paper, and for this reason, the authors of TrimpsNet only shared the results using the ImageNet and COCO joint workshop in ECCV 2016, which are available at: <http://image-net.org/challenges/talks/2016/Trimps-Soushen@ILSVRC2016.pdf>. Accessed in February 12, 2020.

³In contrast to the traditional top-1 classification, a top-5 classification considers a model had a correct prediction when, given a test sample, its true class is among the five highest output probabilities predicted by this model.

the autoencoder is actually trying to learn the inner representations of the input, regarding the structure of data. Autoencoders are useful for two main purposes: (i) dimensionality reduction, retaining only the most important data features [82, 112, 157] and (ii) data generation process [41].

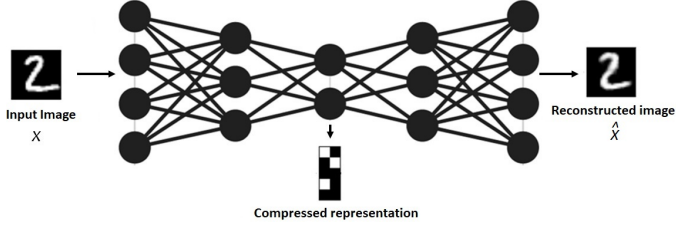


Fig. 3. An example of an autoencoder architecture.

2.2.2 Generative Adversarial Networks. Generative Adversarial Networks (GANs) are a framework introduced by Goodfellow et al. [65] for building *generative models* \mathcal{P}_G which resembles the data distribution \mathcal{P}_{data} used in the training set. GANs can be used to improve the representation of data, to conduct *unsurpevised learning* and to even construct defenses against adversarial images [65, 198]. There are works that have also used GANs for other purposes, such as image-to-image translation and visual style transfer [88, 203]. The GANs are composed by two models (usually deep networks) trained simultaneously: a *generator* G and a *discriminator* D . The *generator* receives an input x and tries to generate an output z from a probability distribution \mathcal{P}_G . In contrast, the *discriminator* classifies z , producing a label that determines if z belongs to the distribution \mathcal{P}_{data} (*benign or real input*) or \mathcal{P}_G (*fake or adversarial input*). In other words, the *generator* G is actually being trained to fool the classifier D . In this competing scenario, GANs are usually capable of generating data samples that looks close to benign examples.

3 ADVERSARIAL IMAGES AND ATTACKS

Formally, an adversarial image can be defined as follows: let f be a classification model trained with legitimate images (*i.e.* images which do not have any malicious perturbations) and let x be a legitimate image (where $x \in \mathbb{R}^{w \times h \times c}$, such that w and h are the dimensions of the image and c is its amount of color channels), then it is crafted, from x , an image x' , such that $x' = x + \delta x$, where δx is the perturbation needed to make x cross the decision boundary, resulting $f(x) \neq f(x')$ (see Figure 4a). The perturbation δx can also be interpreted as a vector $\vec{\delta x}$, where its magnitude $\|\vec{\delta x}\|$ represents the amount of perturbation needed to translate the point represented by the image x in the space beyond the decision boundary. Figure 4b illustrates a didactic example of inserting a perturbation δx into a legitimate image x on a 2D space. According to Cao and Gong [18], an adversarial image is considered optimal if it satisfies two requirements: (i) if the perturbations inserted on this image are imperceptible to human eyes and (ii) if these perturbations are able to induce the classification model to produce an incorrect output, preferably with a high confidence.

3.1 Taxonomy of Adversarial Images

This section is based on the works of Barreno et al., Huang et al., Kumar and Mehta, Xiao, Yuan et al. and Brendel et al. [10, 15, 84, 97, 190, 198] to propose a broader⁴ taxonomy to adversarial images formed by three different axes: (i) *perturbation scope*, (ii) *perturbation visibility* and (iii) *perturbation measurement*. The next sections explain each axis in details.

⁴For comparative purposes, the novel topics proposed by this paper are underlined.

3.1.1 Perturbation Scope. Adversarial images may contain individual-scoped perturbations or universal-scoped perturbations.

- **Individual-scoped perturbations:** individual-scoped perturbations are the most common in literature. They are generated individually for each input image;
- **Universal-scoped perturbations:** universal-scoped perturbations are image-agnostic perturbations, *i.e.* they are perturbations generated independently from any input sample. Nevertheless, when they are applied to an legitimate image, the resulting adversarial example is often able to lead models to misclassification [128, 131]. Universal perturbations permit adversarial attacks being conducted more easily in real-word scenarios, since these perturbations are crafted just once to be inserted into any sample belonging to a certain dataset.

3.1.2 Perturbation Visibility. The efficiency and visibility of perturbations can be organized as:

- **Optimal perturbations:** these perturbations are imperceptible to human eyes, but are useful to lead deep learning models to misclassification, usually with a high confidence on the prediction;
- **Indistinguishable perturbations:** indistinguishable perturbations are also imperceptible to human eyes, however they are insufficient to fool deep learning models;
- **Visible perturbations:** perturbations that, when inserted into a image, are able to fool deep learning models. However they can also be easily spotted by humans [16, 91];
- **Physical perturbations:** are perturbations designed outside the digital scope and physically added to real-world objects themselves [50]. Although some works have adapted physical perturbations to Image Classification [98], they are usually directed to tasks involving Object Detection [32, 50, 178] (see Appendix C);
- **Fooling images:** perturbations which corrupt images to the point of making them unrecognizable by humans. Nevertheless, the classification models believe these corrupted images belong to one of the classes of the original classification problem, sometimes assigning to them a high confidence on the prediction [138]. Fooling images are also known as *rubbish class examples* [66];
- **Noise:** in contrast to the malicious nature of perturbations, noises are non-malicious or non-optimal corruptions that may be present or inserted into a input image. An example of noise is the gaussian noise.

3.1.3 Perturbation Measurement. Given the fact that it is difficult to define a metric that measures the capability of human vision, the p -norms are most used to control the size and the amount of the perturbations that are inserted into a image [126]. The p -norm L_p computes the distance $\|x - x'\|_p$ in the input space between a legitimate image x and the resulting adversarial example x' , where $p \in \{0, 1, 2, \infty\}$. In Equation 1 is defined the p -norm when $p = 1$ (Manhattan Distance) and $p = 2$ (Euclidean Distance):

$$L_p = \sqrt[p]{\sum |x - x'|^p} \quad (1)$$

When $p = 0$, it is counted up the number of pixels that have been modified in a legitimate sample in order to generate the adversarial image. On the other hand, the L_∞ measures the maximum difference among all pixels in the corresponding positions between two images. For L_∞ norm, each pixel is allowed to be modified within a maximum limit of perturbation, without having any restriction for the number of modified pixels. Formally, $L_\infty = \|x - x'\|_\infty = \max(|x_1 - x'_1|, |x_2 - x'_2|, \dots, |x_n - x'_n|)$. Despite the norms $p \in \{0, 1, 2, \infty\}$ be the most used when computing perturbations, there are some works that have defined custom metrics, as can be seen in Table 1.

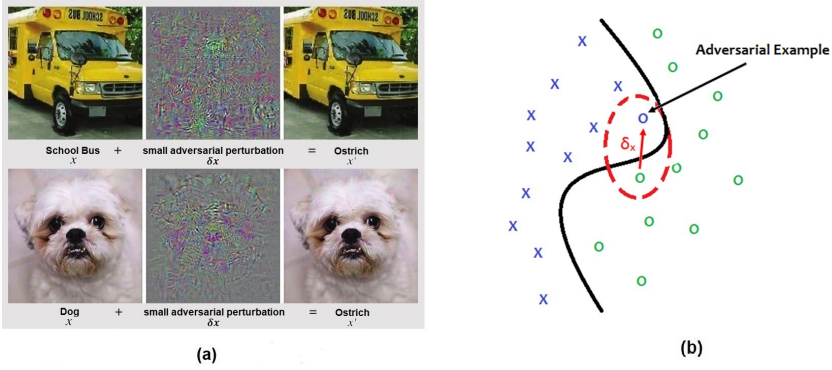


Fig. 4. (a): Malicious and usually imperceptible perturbations present in a input image can induce trained models to misclassification. Adapted from Klarreich [93]. (b): The objective of an adversarial attack is to generate a perturbation δx and insert it into a legitimate image x in order to make the resulting adversarial image $x' = x + \delta x$ cross the decision boundary. Adapted from Bakhti et al. [8].

3.2 Taxonomy of Attacks and Attackers

This section is also based on the concepts and definitions of the works of Akhtar and Mian, Barreno et al., Brendel et al., Kumar and Mehta, Xiao and Yuan et al. [2, 10, 15, 97, 190, 198] to extend⁵ existing taxonomies which organize attacks and attackers. In the context of security, adversarial attacks and attackers are categorized under *threat models*. A threat model defines the conditions under which a defense is designed to provide security guarantees against certain types of attacks and attackers [19]. Basically, a threat model delimiters (i) the knowledge an attacker has about the targeted classifier (such as its parameters and architecture), (ii) his goal with the adversarial attack and (iii) how he will perform the adversarial attack. A threat model can be then classified into six different axes: (i) *attacker's influence*, (ii) *attacker's knowledge*, (iii) *security violation*, (iv) *attack specificity*, (v) *attack computation* and (vi) *attack approach*.

3.2.1 Attacker's Influence. This axis defines how the attacker will control the learning process of deep learning models. According to Xiao [190], the attacker can perform two types of attack, taking into account his influence on the classification model: (i) *causative* or *poisoning attacks* and (ii) *evasive* or *exploratory attacks*.

- **Causative or poisoning attacks:** in causative attacks, the attacker has influence on the deep learning model during its training stage. In this type of attack, the training samples are corrupted or the training set is polluted with adversarial examples in order to produce a classification model incompatible with the original data distribution;
- **Evasive or exploratory attacks:** in contrast of causative attacks, in evasive attacks the attacker has influence on the deep learning models during the inference or testing stage. Evasive attacks are the most common type of attack, where the attacker craft adversarial examples that lead deep learning models to misclassification, usually with a high confidence on the prediction. Evasive attacks can also have an exploratory nature, where the attacker's objective is to gather information about the targeted model, such as its parameters, architectures, cost functions, etc. The most common exploratory attack is the *input/output* attack, where the attacker provides the targeted model with adversarial images crafted by him. Afterwards, the attacker observes the outputs given by the model and tries to reproduce a substitute or surrogate model, so that it

⁵Again here, the novel topics proposed by this paper are highlighted by undelined font.

can be similar to the targeted model. The *input/output* attack is usually the first step to perform black-box attacks (see Section 3.2.2).

3.2.2 Attacker's Knowledge. Taking into consideration the attacker's knowledge with respect to the targeted model, three types of attacks can be performed: (i) *white-box attacks*, (ii) *black-box attacks* and (iii) *grey-box attacks*.

- **White-box attacks:** in a white-box attack, the attacker has fully access to the model's and even the defense's parameters and architectures, whenever such defense exists. This attack scenario probably would be the least frequent in real-world applications, due to the adoption of protection measures (such as users control, for example) in order to prevent unauthorized people access to the system components. By contrast, white-box attacks are usually the most powerful type of adversarial attack, and for this reason, are commonly used to evaluate the robustness of defenses and/or classification models when they are undergone to harsh conditions. Unfortunately, elaborating countermeasures resistant to white-box attacks is, so far, an open problem;
- **Black-box attacks:** in this scenario, the attacker neither has access nor knowledge about any information concerning the classification model and the defense method, when present. Black-box attacks impose more restrictions to attackers, nonetheless they are important when reproducing external adversarial attacks aiming deployed models, which in turn, better represent real-world scenarios [146]. Despite the greater difficulty to perform black-box attacks, the attacker still might be able to evade the target model due to the *transferability of adversarial examples*. Works such as Szegedy et al. and Papernot et al. [146, 175] have shown the malicious effect of an adversarial image, generated using a certain classifier, is able to transfer and fool other classifiers, including the ones created by different learning algorithms (check Section 5.7 for more details). With this property in favor of the attacker, he can create an empirical model through a causative attack called *substitute* or *surrogate model*, which has similar parameters to the targeted model's. Therefore, the attacker can use this surrogate model to craft adversarial images and, afterwards, deploy them to be, oftentimes, misclassified by the targeted model;
- **Grey-box attacks:** this attack scenario has been firstly proposed by Meng and Chen [126]. In grey-box attacks, the attacker has access to the classification model, but does not have access to any information concerning the defense method. Grey-box attacks are an intermediate alternative to evaluate defenses and classifiers, since they impose a greater threat level when compared to the black-box attacks, but without giving a wide advantage to the attacker when providing him as well with all the information concerning the defense method, as performed in white-box scenarios.

3.2.3 Security Violation. Security violations are often associated with the attacker's objective when performing an adversarial attack against a classifier. The security violations caused by adversarial attacks can affect the (i) *integrity*, (ii) *availability* and the (iii) *privacy* of the targeted classifiers.

- **Integrity violation:** this is the most common violation provoked by an adversarial attack. The integrity is affected when adversarial images, crafted by an certain attacker, are able to stealthily bypass existing countermeasures and lead targeted models to misclassification, but without compromising the functionality of the system;
- **Availability violation:** occurs when the functionality of the system is also compromised, causing a denial of service. Availability violations mainly affect the reliability of learning systems by raising uncertainty of their predictions;
- **Privacy violation:** happens when the attacker is able to gain access to relevant information regarding the targeted model, such as its parameters, architecture and learning algorithms used.

Privacy violations in deep learning are strictly related to black-box attacks, where the attacker queries the targeted model in order to reverse-engineer it and produce a surrogate model, which crafts adversarial examples closer to the original data distribution.

3.2.4 Attack Specificity. With respect to specificity, an attacker can perform a (i) *targeted attack* and an (ii) *untargeted (or indiscriminate) attack*. Targeted attacks aim to craft an adversarial image in order to lead the model to misclassify it in a predetermined class, chosen beforehand by the attacker. On the other hand, in untargeted attacks, the attacker just seeks to fool the model by aiming any class different from the legitimate class corresponding to the original example. Formally, let x be a legitimate image, y the original class of the image x and f a classification model; then, an adversarial image $x' = x + \delta x$ is crafted from x . In a targeted attack, the attacker seeks to craft a perturbation δx in order to produce in f as output a specific class y' , such that $f(x + \delta x) = y'$ and $y' \neq y$. Conversely, in an untargeted attack, it is generated an adversarial image x' , such that $f(x) \neq f(x')$. Targeted attacks usually present higher computational costs when compared to untargeted attacks.

3.2.5 Attack Computation. The algorithms used to compute perturbations can be (i) *sequential* and (ii) *iterative*. The sequential algorithms compute in just one iteration, the perturbation that will be inserted into a legitimate image. Iterative algorithms, in turn, make use of more iterations in order to craft the perturbation. Since iterative algorithms make use of more iterations to compute perturbations, they have a higher computational cost when compared to sequential algorithms. However, the perturbations generated by iterative algorithms are usually smaller and more efficient to fool classification models than those generated by one-step procedures.

3.2.6 Attack Approach. Adversarial attacks can also be organized with respect to the approach used by the attack algorithm to craft the perturbation. According to [15], the approach of adversarial attacks can be based on (i) *gradient*, (ii) *transferability/score*, (iii) *decision* and (iv) *approximation*.

- **Gradient-based attacks:** this attack approach is the most used in literature. The gradient-based algorithms make use of detailed information of the target model concerning its gradient with respect to the given input. This attack approach is usually performed in white-box scenarios, when the attacker has full knowledge and access to the targeted model;
- **Transfer/Score-based attacks:** these attack algorithms either depend on getting access to the dataset used by the targeted model or the scores predicted by it in order to approximate a gradient. Usually, the outputs obtained by querying a targeted deep neural network are used as scores. These scores are then used along with the training dataset to fit a surrogate model which will craft the perturbations that will be inserted into the legitimate images. This attack approach is often useful in black-box attacks;
- **Decision-based attacks:** this approach has been firstly introduced by Brendel et al. [15], and it is considered by the authors as a simpler and more flexible approach, since requires few changes in parameters than gradient-based attacks. A decision-based attack usually queries the softmax layer of the targeted model and, iteratively, computes smaller perturbations by using a process of rejection sampling;
- **Approximation-based attacks:** attacks algorithms based on this approach try to approximate a gradient for some targeted model or defense formed by a non-differentiable technique usually by applying numerical methods. These approximated gradients are then used to compute adversarial perturbations.

3.3 Algorithms for Generating Adversarial Images

In Computer Vision, the algorithms used to generate adversarial perturbations are optimization methods that usually explore generalization flaws in pretrained models in order to craft and insert perturbations into legitimate images. The next sections will describe with more details four attack algorithms frequently used, namely (i) *FGSM* [66], (ii) *BIM* [98], (iii) *DeepFool* [132] and (iv) *CW Attack* [23]. Afterwards, Table 1 organizes, according to the taxonomies presented in Sections 3.1 and 3.2, other important attack algorithms.

3.3.1 Fast Gradient Sign Method (FGSM). FGSM is a sequential algorithm proposed by Goodfellow et al. [66] to sustain his linear hypothesis for explaining the existence of adversarial examples (see Section 5.2). The main characteristic of FGSM is its low computational cost, resulted from perturbing, in just one step (limited by a given upper bound ϵ), a legitimate image at the direction of the gradient that maximizes the model error. Despite its efficiency, the perturbations generated by FGSM are usually greater and less effective to fool models than the perturbations generated by iterative algorithms. Given an image $x \in \mathbb{R}^{w \times h \times c}$, FGSM generates an adversarial image x' according to Equation 2:

$$x' = x - \epsilon \cdot \text{sign}(\vec{\nabla}_x J(\Theta, x, y)) \quad (2)$$

where $\vec{\nabla}_x$ represents the gradient vector, Θ represents the network parameters, y the class associated to x , ϵ the maximum amount of perturbation that can be inserted into x and $J(\Theta, x, y)$ the cost function used to train the neural network.

3.3.2 Basic Iterative Method (BIM). This attack is a iterative version of FGSM, initially proposed by Kurakin et al. [98]. In contrast to FGSM, BIM executes several minor steps α , where the total size of the perturbation is limited by an upper bound defined by the attacker. Formally, BIM can be defined as a recursive method, which generates x' according to Equation 3:

$$x' = \begin{cases} x'_0 = 0 \\ x'_i = x'_{i-1} - \text{clip}(\alpha \cdot \text{sign}(\vec{\nabla}_x J(\Theta, x'_{i-1}, y))) \end{cases} \quad (3)$$

where *clip* limits values to the lower and higher edges outside the given interval.

3.3.3 DeepFool. The main idea behind DeepFool, proposed by Moosavi-Dezfooli et al. [132], consists of finding the nearest decision boundary of a given legitimate image x and then subtly perturb this image to make it cross the boundary and fool the classifier. Basically, DeepFool approximates, for each iteration, the solution of this problem by linearizing the classifier around an intermediate x' . The intermediate x' is then updated towards the direction of an optimal direction by a small step α . This process is repeated until the small perturbation computed by DeepFool makes x' cross the decision boundary. Similarly to FGSM, DeepFool is also based on the linearity hypothesis to craft perturbations.

3.3.4 Carlini & Wagner Attack. The CW attack has been proposed by Carlini and Wagner [23] and currently represents the state-of-the-art algorithm for generating adversarial images. Formally, given an DNN f having a logits layer z and a input image x belonging to a class t , CW uses the gradient descent to solve iteratively Equation 4:

$$\text{minimize } \|x - x'\|_2^2 + c \cdot \ell(x') \quad (4)$$

where, for x , the attack seeks for a small perturbation $\delta_x = x - x'$ that is able to fool the classifier. To do so, a hyperparameter c is used as an attempt to compute the minimal amount of perturbation required. Besides c , there is the cost function $\ell(x')$, which is defined according to Equation 5.

$$\ell(x') = \max(\max\{z(x')_i : i \neq t\} - z(x')_t, -conf) \quad (5)$$

In Equation 5, the hyperparameter $conf$ refers to the attack confidence rate. Higher $conf$ values contribute to generate adversarial images capable of fooling models with a high confidence rate, *i.e.* with predictions reaching probabilities up to 100% in a incorrect class $t' \neq t$. On the other hand, higher $conf$ values also produce adversarial images usually containing larger perturbations which are easily perceptible by humans.

Table 1. Main adversarial attack algorithms in Computer Vision.*

Algorithm and Reference	Perturbation Scope	Perturbation Visibility	Perturbation Measurement	Attacker's Knowledge	Attack Specificity	Attack Approach
FGSM [66]	individual	optimal, visible	L_{∞}	white-box	untargeted	gradient
JSMA [147]	individual	optimal	L_0	white-box	targeted	gradient
L-BFGS [175]	individual	optimal	L_{∞}	white-box	targeted	gradient
POBA-GA [29]	individual	optimal	custom	black-box	targeted, untargeted	decision
AutoZoom [182]	individual	optimal	L_2	black-box	targeted, untargeted	decision
DeepFool [132]	individual, universal	optimal	L_1, L_2, L_{∞}	white-box	untargeted	gradient
LaVAN [91]	individual, universal	visible	L_1, L_2, L_{∞}	white-box	targeted	gradient
Universal Adversarial Networks (UAN) [73]	universal	optimal	L_2, L_{∞}	white-box	targeted	gradient
Expectation Over Transformation (EOT) [6]	individual	optimal	L_2, L_{∞}	white-box	targeted	gradient
Local Search Attack (LSA) [136]	individual	optimal	L_0	black-box	targeted, untargeted	gradient
Natural Evolutionary Strategies (NES) [86]	individual	optimal	L_{∞}	black-box	targeted	approximation
Boundary Attack (BA) [15]	individual	optimal	L_2	black-box	targeted, untargeted	decision
CW Attack [23]	individual	optimal	L_0, L_2, L_{∞}	white-box	targeted, untargeted	gradient
GenAttack [3]	individual	optimal	L_2, L_{∞}	black-box	targeted	decision
BIM and ILCM [98]	individual	optimal	L_{∞}	white-box	untargeted	gradient
Momentum Iterative Method (M-BIM) [44]	individual	optimal	L_{∞}	white-box, black-box	untargeted	gradient
Zeroth-Order Optimization (ZOO) [31]	individual	optimal	L_2	black-box	targeted, untargeted	transfer, score
Hot-Cold Attack [152]	individual	optimal	L_2	white-box	targeted	gradient
Projected Gradient Descent (PGD) [123]	individual	optimal	L_1, L_{∞}	white-box	targeted	gradient
UPSET [156]	universal	optimal	L_2	black-box	targeted	gradient
ANGRI [156]	individual	optimal	L_2	black-box	targeted	gradient
Elastic-Net Attack (EAD) [30]	individual	optimal	L_1	white-box	targeted, untargeted	gradient
Hop-Skip-Jump Attack (HSJ) [27]	individual	optimal	L_2, L_{∞}	black-box	targeted, untargeted	decision
Robust Physical Perturbations (RP2) [51]	individual	physical	L_1, L_2	white-box	targeted	gradient
Ground-Truth Attack [20]	individual	optimal	L_1, L_{∞}	white-box	targeted	gradient
OptMargin [76]	individual	optimal	$L_0, L_1, L_2, L_{\infty}$	white-box	targeted	gradient
One-Pixel Attack [171]	individual	visible	L_0	black-box	targeted, untargeted	decision
BPDA [5]	individual	optimal	L_2, L_{∞}	black-box	untargeted, targeted	approximation
SPSA [183]	individual	optimal	L_{∞}	black-box	untargeted	approximation
Spatially Transformed Network (stAdv) [189]	individual	optimal	custom	white-box	targeted	gradient
AdvGAN [188]	individual	optimal	L_2	grey-box, black-box	targeted	gradient
Houdini [34]	individual	optimal	L_2, L_{∞}	black-box	targeted	gradient
Adversarial Transformation Networks (ATNs) [9]	individual	optimal	L_{∞}	white-box	targeted	gradient

* The axis *Attacker's Influence* is not present in Table 1 because it does not depend of any aforementioned attack algorithm. Similarly, the axis *Attack Computation* is not also present because, except from FGSM and L-BFGS, all other attacks mentioned in Table 1 have their respective perturbations computed iteratively.

4 DEFENSES AGAINST ADVERSARIAL ATTACKS

The menace of adversarial images has encouraged the scientific community to elaborate several approaches to defend classification models. However, design such countermeasures has shown to be a difficult task once adversarial inputs are solutions to an optimization problem that is non-linear and non-convex. Since good theoretical tools for describing the solutions to these optimization problems do not exist, it is very hard to put forward a theoretical argument ensuring a defense strategy will be efficient against adversarial examples [97]. Therefore, the existing defense mechanisms have some limitations in the sense that they can provide robustness against attacks in specific threat models. The design of a robust machine learning model against all types of adversarial images and other examples is still an open research problem [26, p. 27].

4.1 Taxonomy of Defenses Against Adversarial Attacks

This section categorizes the defenses against adversarial attacks using a novel taxonomy composed of two different axes, namely (i) *defense objective* and (ii) *defense approach*.

4.1.1 Defense Objective. According to its main objective, a defense can be (i) *proactive* or (ii) *reactive*. Proactive defenses aim to turn classification models more robust to adversarial images. A model is considered robust when it is able to correctly classify an adversarial image as if it were a legitimate image. On the other hand, reactive defenses focus on detecting adversarial images by acting as a filter that identifies malicious images before they reach the classifier. The detected images are usually either discarded or sent to a recovery procedure.

4.1.2 Defense Approach. Defenses can adopt different approaches when protecting models against adversarial images. Each approach groups a set of similar procedures, which can range from brute force solutions to preprocessing techniques. Based on a systematic review of literature, this paper also categorizes the most relevant proactive and reactive countermeasures according to their operational approach, which can be: (i) *gradient masking*, (ii) *auxiliary detection models*, (iii) *statistical methods*, (iv) *preprocessing techniques*, (v) *ensemble of classifiers* and (vi) *proximity measurements*.

Gradient Masking: defenses based on gradient masking (effect also known as *obfuscated gradient* [5]) produce, sometimes unintentionally, models containing smoother gradients that hinders optimization-based attack algorithms from finding wrong directions in space, *i.e.* without useful gradients for generating adversarial examples. According to Athalye et al. [5], defenses based on gradient masking can be organized in: (i) *shattered gradients*, (ii) *stochastic gradients* and (iii) *exploding/vanishing gradients*.

- *Shattered gradients:* are caused by non-differentiable defenses, thus introducing nonexistent or incorrect gradients;
- *Stochastic gradients:* are caused by randomized proactive/reactive defenses or randomized preprocessing on inputs before being fed to the classifier. This strategy of gradient masking usually leads an adversarial attack to incorrectly estimate the true gradient;
- *Exploding/vanishing gradients:* are caused by defenses formed by very deep architectures, usually consisting of multiple iterations of a neural network evaluation, where the output of one layer is fed as input of the next layer.

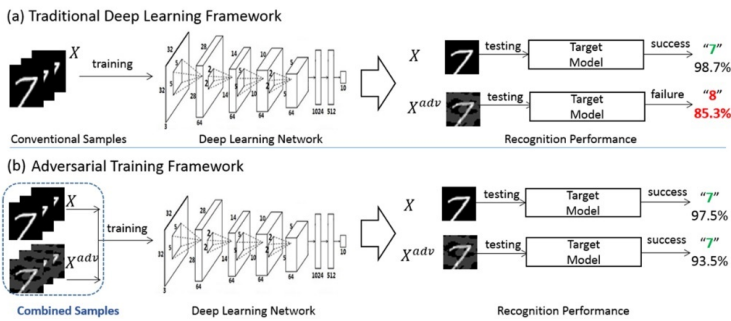


Fig. 5. Adversarial training increases the robustness of classifiers by training them using an augmented training dataset containing adversarial images. Adapted from Shen et al. [161].

Basically, there are many countermeasures based on different strategies of gradient masking, as can be seen in Table 2. However, two distinct strategies are frequently mentioned by related work in literature, which in turn make them relevant to describe in more details: (i) *Adversarial Training* and (ii) *Defensive Distillation*.

Defenses based on adversarial training are usually considered in literature a brute force approach to protect against adversarial examples. Essentially, the main objective of adversarial training is to make a classification model more robust by training it in a dataset containing legitimate and adversarial images. Formally, given a tuple $X = (x, y)$, where x is a legitimate image, y the class x belongs to and T a training dataset having only the tuple X^6 , such as $T = \{X\}$, an adversarial image x' is crafted from x by an attack algorithm A , thus forming a new tuple X' that will have the same label y of the clean image x , such that $X' = \{x', y\}$, $x' = A(x)$. Afterwards, the training dataset T is augmented with X' and now contains two image tuples: $T' = \{X, X'\}$. The learning model is then retrained using the training dataset T' , resulting in a theoretically stronger model (see Figure 5).

Despite the good results adversarial training has presented in several works [66, 85, 90, 99, 123, 175, 180, 200], this gradient masking approach has basically two issues. The first issue is related to the strong coupling adversarial training has with the attack algorithm used during the training process. Retraining a model with adversarial training does not produce a generic model which is able to resist against evasions of adversarial images generated by a different attack algorithm not used in the training process. In order to have a more generic model, it would be necessary to elaborate a training dataset T with a massive amount of adversarial images generated using different attack algorithms and amounts of disturbance. Therefore, the second issue concerning adversarial training raises: this is a procedure computationally inefficient, given two facts: (i) the great number of adversarial images that must be crafted from different attacks, which in turn does not guarantee robustness against adversarial images generated from more complex algorithms and (ii) after generating these malicious images, the model must train using a much larger dataset, which exponentially grows the training time. A robust defense method must be decoupled from any attack algorithm to increase its generalization. Notwithstanding the drawbacks, Madry et al. [123] proposed training on adversarial samples crafted using Projected Gradient Descent (PGD) attack which is, by the time of this writing, the most promising defense present in literature, since it has shown robustness to various types of attacks in both white-box and black-box settings [187]. However, their method is not model-agnostic and, due to computational complexities, it has not been tested on large-scale datasets such as ImageNet [133].

Defensive Distillation, in turn, is a proactive defense initially proposed by Papernot et al. [148]. This countermeasure is inspired by a technique based on transfer of knowledge among learning models known as distillation [80]. In learning distillation, the knowledge acquired by a complex model, after being trained using a determined dataset, is transferred to a simpler model. In a similar way, defensive distillation firstly trains a model f using a dataset containing samples X and labels Y with a temperature t , resulting as output a probabilistic vector $f(X)$. The label set Y is then replaced by the probabilistic vector $f(X)$ and a model f^d with the same architecture of f is created and trained with the sample set X , but now using as labels the novel label set $f(X)$. By the end of training, the distilled probabilistic output $f^d(X)$ is produced. Figure 6 depicts the schematic model of defensive distillation.

Defenses based on gradient masking usually produce models containing smoother gradients in certain regions of space, making harder for the attacker to find promising directions to perturb an image. However, the attacker can instead use a non-differentiable attack, such as BPDA [5] or SPSA [183] as well as perform a black-box attack by training a surrogate model. This surrogate model reproduces the behaviour of the targeted model, since the attacker queries it using images carefully crafted by him and watches the outputs the targeted model gives. Then, the attacker takes advantage of the transferability property of adversarial examples by using the gradients of the surrogate model

⁶For didactic purposes, consider the training dataset T formed by only one image.

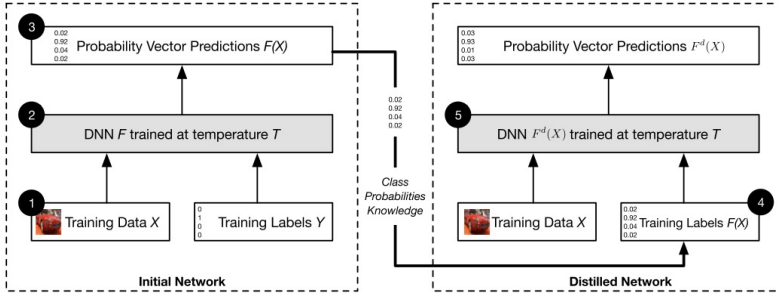


Fig. 6. Schematic model of defensive distillation [148].

in order to craft the images that will also lead the target model to misclassifications [64]. Section 5.7 gives more information regarding the transferability property of adversarial examples.

Auxiliary Detection Models (ADMs). A defense based on ADMs is, usually, a reactive method that, basically, makes use of adversarial training to elaborate an auxiliary binary model that will act as a filter after being trained, checking whether an input image is legitimate or adversarial before sending it to the application classifier f . Works such as Gong et al., Grosse et al., Metzen et al. and Chen et al. [28, 62, 68, 127] have proposed defenses based on ADMs.

Grosse et al. [68] have adapted an application classifier f to also act as a ADM, training it in a dataset containing $n + 1$ classes. The procedure followed by the authors consists of generating adversarial images x'_i for each legitimate image (x_i, y_j) that belongs to the training set \mathcal{T} , where $i \leq |\mathcal{T}| \times m$ (where m is the number of attack algorithms used) and $j \leq n$. After the generation of adversarial images, it has been formed a new training set \mathcal{T}_1 , where $\mathcal{T}_1 = \mathcal{T} \cup \{(x'_i, n+1), i \leq |\mathcal{T}| \times m\}$. $n + 1$ is the label assigned to an adversarial image. Finally, the model f has been trained using the \mathcal{T}_1 set.

Gong et al. [62] have elaborated a defense similar to Grosse et al., but instead of adapting the application classifier to predict adversarial images in a class $n + 1$, the authors have built and trained an ADM to filter out adversarial images X' (crafted by FGSM and JSMA attacks) from the legitimate images X , using a training dataset \mathcal{T}_1 , formed from \mathcal{T} . Formally, $\mathcal{T}_1 = \{(x_i, 1) : i \in |\mathcal{T}|\} \cup \{(x'_i, 0) : i \leq |\mathcal{T}| \times m\}$.

In Metzen et al. [127], the representation outputs of the hidden layers of a DNN have been used for training some ADMs, in a way similar of what has been made in [62]. The authors have named these ADMs *subnetworks* and fixed them among specific hidden layers of a DNN in order to detect adversarial images. In this work were performed experiments using the attack algorithms FGSM, BIM, and DeepFool.

Finally, Chen et al. [28] have elaborated a detection and reforming architecture called *ReabsNet*. When Reabsnet receives an image x , it uses an ADM (represented by a DNN trained by adversarial training) to check whether x is legitimate or adversarial. In case of being classified as legitimate by the ADM, Reabsnet sends x to the application classifier. However, in case of being classified as adversarial, x is sent by ReabsNet to an iterative process, that reforms the image x while it is classified by adversarial by the ADM. In the end of the reform process, the image x is finally sent to the application classifier.

Statistical Methods: Some works such as Grosse et al. and Feinman et al. [54, 68] have performed statistical comparisons among the distributions of legitimate and adversarial images. Grosse et al. have elaborated a reactive defense method that has performed an approximation for the hypothesis test MMD (*Maximum Mean Discrepancy*) with the Fisher's permutation test in order

to verify whether a legitimate dataset \mathcal{S}_1 belongs to the same distribution of another dataset \mathcal{S}_2 , which may contain adversarial images. Formally, given two datasets \mathcal{S}_1 and \mathcal{S}_2 , it is initially defined $a = \text{MMD}(\mathcal{S}_1, \mathcal{S}_2)$. Later, there is a permutation of elements of \mathcal{S}_1 and \mathcal{S}_2 in two new datasets \mathcal{S}'_1 and \mathcal{S}'_2 , and it is defined $b = \text{MMD}(\mathcal{S}'_1, \mathcal{S}'_2)$. If $a < b$, the null hypothesis is rejected and then it is concluded that the two datasets belong to different distributions. This process is repeated several times and the p -value is defined as the fraction of the number of times which the null hypothesis was rejected.

Feinman et al. [54] have also proposed a reactive defense called *Kernel Density Estimation* (KDE). KDE makes use of Gaussian Mixture Models⁷ to analyze the outputs of the logits layer of a DNN and to verify whether the input images belong to the same distribution of legitimate images. Given an image x classified as a label y , the KDE estimates the probability of x according to Equation 6:

$$\text{KDE}(x) = \frac{1}{|X_y|} \sum_{s \in X_y} \exp \left(-\frac{|F^{n-1}(x) - F^{n-1}(s)|^2}{\sigma^2} \right) \quad (6)$$

where X_y is the training dataset containing images pertaining the class y and $F^{n-1}(x)$ is the logits output Z related to input x . Therefore, the detector is built by the selection of a threshold τ which classifies x as adversarial if $\text{KDE}(x) < \tau$ or legitimate, otherwise.

Preprocessing Techniques. Other works have elaborated countermeasures based on preprocessing techniques, such as image transformations [71, 191], GANs [155, 161], noise layers [113], denoising autoencoders [70] and dimensionality reduction [79, 104, 195]. In the following, each work will be explained in more details.

Xie et al. [191] have elaborated a proactive defense called Random Resizing and Padding (RRP) that inserts a resizing and a padding layer in the beginning of a DNN architecture. The resizing layer alters the dimensions of a input image, and later, the padding layer inserts null values in random positions on the surroundings of the resized image. In the end of the padding procedure, the resized image is classified by the proactive model.

Guo et al. [71] have applied various transformations in input images before classification, such as cropping and rescaling, bit-depth reduction, JPEG compression, total variance minimization (TVM) and image quilting. Guo et al. have implemented TVM as a defense by randomly picking pixels from an input and performing iterative optimization to find an image whose colors are consistent with the randomly picked pixels. On the other hand, image quilting has involved reconstructing an image using small patches taken from the training database by using a nearest neighbor procedure (e.g. kNN). The intuition behind image quilting is to construct an image that is free from adversarial perturbations, since quilting only uses clean patches to reconstruct the image [187]. The authors claimed that TVM and image quilting have presented the best results when protecting the classifier since both (i) introduce randomness, (ii) are non-differentiable operations which hinders the attacker to compute the model gradient and (iii) are model-agnostic which means the model does not need to be retrained or fine-tuned.

Shen et al. [161] have proposed a proactive defense method which have adapted a GAN to preprocess input images before they be sent to the application classifier. Samangouei et al. [155] have also elaborated a defense based on a GAN framework that uses a generative transformation network G which projects an input image x onto the range of the generator by minimizing the reconstruction error $\|G(z) - x\|^2$. After the transformation, the classifier is fed with the reconstruction $G(z)$. Since the generator was trained to model the unperturbed training data distribution, the authors claimed

⁷Gaussian Mixture Models are unsupervised learning models that clusters data by representing sub-populations, using normal distributions, within a general population.

this added step results in a substantial reduction of any potential adversarial noise. In turn, Liu et al. [113] have adopted an approach based on noise layers. These noise layers have been inserted among the hidden layers of a CNN in order to apply a gaussian noise randomly crafted on each vector of the input image. According to the authors, this procedure avoids gradient-based attacks. Gu and Rigazio [70] have elaborated the Deep Contractive Networks (DCNs), which are proactive defense methods that make use denoising autoencoders and evolutionary algorithms as alternatives to remove perturbations from adversarial images.

In addition, there are countermeasures that preprocesses input images using dimensionality reduction techniques [79, 104, 195]. These works are based on the hypothesis that, by reducing the dimensions of an input, the likelihood of an attacker creating a perturbation that can affect the classifier's performance decreases, given the fact the attack algorithm will have less information concerning the hyperspace of the image [195]. Keeping this hypothesis in mind, Hendrycks and Gimpel [79] have elaborated a reactive defense based on Principal Component Analysis (PCA)⁸. The authors have inferred that adversarial images assign greater weights on larger principal components and smaller weights on initial principal components. Li and Li [104] have applied PCA on values produced by the convolution layers of a DNN and then used a cascade classifier to detect adversarial images. The cascade classifier C classifies an image x as legitimate only if all its subclassifiers C_i classify x as legitimate, but rejects x if some classifier C_i reject x . In this work, the L-BFGS attack has been used to perform the experiments.

Xu et al. [195] have introduced *Feature Squeezing*, which is reactive defense that makes use of two techniques to reduce de dimensionality of a input image: (i) color bit reduction and (ii) spatial smoothing. According to the authors, these techniques have been chosen since they complement each other by treating two different types of perturbation. The bit reduction aims to eliminate small perturbations by covering various pixels, while spatial smoothing aims to eliminate big perturbations by covering some pixels. During the detection process, Feature Squeezing generates two reduced versions of an input image x : (i) \hat{x}_1 , which represents image x with the color bits reduced and (ii) \hat{x}_2 , which represents x reduced with spatial smoothing. Later, *Feature Squeezing* sends the images x , \hat{x}_1 e \hat{x}_2 to be classified by a DNN f and compares the softmax outputs $f(x)$, $f(\hat{x}_1)$ e $f(\hat{x}_2)$ using the L_1 metric. If the L_1 metric exceeds a predefined threshold τ , Feature Squeezing classifies x as an adversarial example and discards it. Figure 7 depicts this workflow.

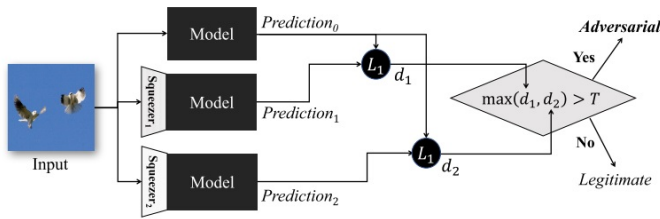


Fig. 7. The Feature Squeezing workflow [195].

Ensemble of Classifiers. Defenses based on ensemble of classifiers are countermeasures formed by two or more classification models that can be chosen in runtime. This approach is based on the assumption that each model reciprocally compensates the weaknesses other model eventually might have when classifying a given input image [77]. Works such as Abbasi and Gagné, Strauss et al., Tramèr et al. and Sengupta et al. [1, 159, 170, 180] have adopted different techniques to

⁸PCA is a dimensionality reduction technique that reduces, by applying a linear transformation, a set of points in n -dimensional space to a k -dimensional space, where $k \leq n$.

elaborate defenses based on ensemble of classifiers. Sengupta et al. [159] have used a bayesian algorithm to chose a optimal model from an ensemble so as to minimize the chances of evasion and, at the same time, maximize the correct predictions on legitimate images. Abbasi and Gagné [1] have formed ensembles of specialist models which detects and classifies an input image by majority vote. Strauss et al. [170] have made empirical evaluations based on four types of different ensembles and trainings. Tramèr et al. [180], in turn, have used a variation of adversarial training to train the main classifier with adversarial images crafted by an ensemble of DNNs.

Proximity Measurements. There are other works such as Cao and Gong, Carrara et al., Machado, et al., Meng and Chen, Papernot and McDaniel which have proposed defenses based on proximity measurements among legitimate and adversarial images to the decision boundary. Papernot and McDaniel [144] have elaborated an proactive defense method called *Deep k-Nearest Neighbors* (DkNN), which makes use of a variation of the kNN algorithm⁹ to compute uncertainty and reliability metrics from the proximity among the hidden representations of training and input images, obtained from each layer of a DNN. The labels representing points in space of training images are analyzed after the input image goes through all the layers of the DNN. In case of the prediction related to the input x , given by the DNN, be in accordance with the labels representing the nearest training images to x , the uncertainty metric tends to be small. In contrast, in case of the labels of the training images be divergent among them, the uncertainty metric tends to be large [141]. Figure 8 depicts the DkNN operation.

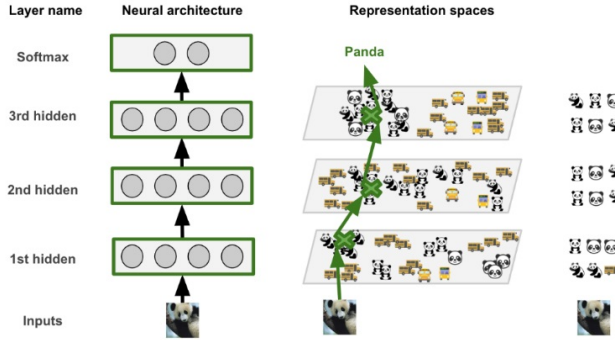


Fig. 8. The DkNN computes uncertainty and reliability metrics to support a prediction made by a DNN for a given input image x , by performing a search among the training images with internal representations closest to x [141].

Cao and Gong [18] have also adopted an approach based on proximity metrics to elaborate a proactive countermeasure, called *Region-based Classification* (RC). RC is a variation of the kNN which defines a region R in hyperspace, having as centroid an input image x , assigning it a label corresponding to the class which most intersects the area of this region R . Formally, for a given input image x and a DNN f that splits the hyperspace in C distinct regions $R = \{R_1, R_2, \dots, R_C\}$ (being C the number of classes and R_i the predicted class for $f(x)$), it is created a hypercube $B(x, r)$ around x (being x the centroid of $B(x, r)$) with length r . $A_i(B(x, r))$ is the area of hypercube $B(x, r)$ that intersects the region R_i . The classifier RC formed from f is defined as $RC_{f,r}$ and its prediction for x is based on the region R_i which has the largest intersection with the area of hypercube, namely $RC_{f,r} = \text{argmax}_i(A_i(B(x, r)))$.

⁹kNN stands for k-Nearest Neighbors. It is an supervised classification algorithm that assigns, to a given input x , the most frequent class c among the k nearest training samples from x , according to a certain distance metric.

Carrara et al. [25] have introduced a reactive defense that resembles somehow the DkNN architecture [144]. The reactive method proposed by Carrara et al., at first, make use of a DNN f to classify an input image x . Afterwards, the inner representations regarding image x , obtained from a hidden layer of f (such layer is chosen empirically), are used by an kNN algorithm to perform a search in the training dataset in order to recover the k images containing the most similar representations to the corresponding representations of x . Therefore, it is obtained a confidence metric $conf$ related to the prediction $f(x)$, where $conf$ is computed based on the score of the kNN algorithm. If the confidence is below a predefined threshold, the input image is classified as adversarial and discarded afterwards; otherwise, the prediction $f(x)$ is valid with a confidence level of c .

In turn, Meng and Chen [126] have proposed MagNet: a non-deterministic and reactive architecture composed of two defense layers: (i) a detection layer, which rejects adversarial images containing large perturbations and, for this reason, considered further from the decision boundary, and (ii) the reform layer, which reforms the images derived from the detection layer as an attempt to remove any existing perturbations that are still present in them. According to the authors, the reform layer acts as a "magnet", drawing the adversarial images that evaded the detection layer to the regions of the decision boundary corresponding to their respective correct classes. For both layers, MagNet randomly chooses from a repository two defense components, implemented as autoencoders (trained beforehand using legitimate images): one autoencoder for the detection layer and the other for the reformer layer. The non-deterministic choice of the components is, according to the authors, inspired on cryptography techniques to reduce the chances of evasions.

In Vorobeychik and Kantarcioglu [184] is said that a defense based on randomness may be an important strategy to secure machine learning algorithms. Since randomness can significantly increase the size of perturbations and the computational cost needed to craft adversarial images, Machado. et al. [122] have extended the non-deterministic effect of MagNet by proposing a defense called MultiMagNet, which randomly chooses multiple defense components at runtime instead of just one, how is originally made by MagNet. In a way similar to MagNet, the MultiMagNet's defense components have also been implemented as autoencoders trained on legitimate images. Later, the authors have split the MultiMagNet's architecture into two stages, namely (i) *calibration stage* and (ii) *deployment stage*. In calibration stage, MultiMagNet makes use of a validation dataset to find the best set of hyperparameters. Once calibrated, MultiMagNet goes to the (ii) *deployment stage*, where it analyzes input images in order to protect the application classifier against adversarial examples. The authors have made a comparative study with MagNet using legitimate and adversarial images crafted by FGSM, BIM DeepFool and CW attacks, and concluded the increasing of the non-deterministic effect by choosing multiple components can lead to better defense architectures.

Table 2 makes a comprehensive overview of some relevant defenses against adversarial attacks in Computer Vision available in literature, following the taxonomy presented in Section 4.1. It also shows which of them have already been circumvented by mentioning the corresponding works on adversarial attacks.

5 EXPLANATIONS FOR THE EXISTENCE OF ADVERSARIAL EXAMPLES

Developing an understanding about the existence and the properties of adversarial examples, by reasoning why they affect the prediction of machine learning models, is usually the first step taken into consideration when elaborating attacks and defenses in Adversarial Machine Learning [121]. The vulnerability that CNNs and other machine learning algorithms present before the malicious effects of adversarial attacks is popularly known as *Clever Hans Effect*, term somewhat popularized by the advent of CleverHans library [142]. This effect has been named after a german horse called Hans. His owner used to claim Hans has owned intellectual abilities by answering

Table 2. Summary of some relevant defenses against adversarial attacks in Computer Vision.

Defense / Work and Reference	Objective	Approach	Robustness Claims		Bypassed by **
			Attack algorithms	Attacker's knowledge*	
Thermometer Encoding [17]	Proactive	Preprocessing	PGD	WB, BB	Athalye et al. [5]
VectorDefense [89]	Proactive	Preprocessing	BIM, JSMA, DeepFool, CW, PGD	WB, GB	—
PixelDefend [166]	Proactive, Reactive	Preprocessing, Proximity	FGSM, BIM, DeepFool, CW	WB	Athalye et al. [5]
Mustafa et al. [134]	Proactive	Preprocessing	FGSM, BIM, MI-BIM, DeepFool, CW	WB, BB	—
Prakash et al. [149]	Proactive	Preprocessing	FGSM, BIM, JSMA, DeepFool, L-BFGS, CW	WB	Athalye and Carlini [4]
SAP [42]	Proactive	Gradient Masking	FGSM	WB	Athalye et al. [5]
Feinman et al. [54]	Reactive	Statistics	FGSM, BIM, JSMA, CW	WB	Carlini and Wagner [21]
Carrara et al. [25]	Reactive	Proximity	L-BFGS, FGSM	WB	—
D3 algorithm [133]	Proactive	Preprocessing	FGSM, DeepFool, CW, UAP	WB, BB, GB	—
RRP [191]	Proactive	Preprocessing	FGSM, DeepFool, CW	WB	Uesato et al. [183]
RSE [113]	Proactive	Preprocessing, Ensemble	CW	WB, BB	—
Bhagoji et al. [12]	Proactive	Preprocessing	FGSM	WB	Carlini and Wagner [21]
Li and Li [105]	Reactive	Preprocessing, Statistics	L-BFGS	WB	Carlini and Wagner [21]
ReasNet [28]	Reactive	ADM, Preprocessing	FGSM, DeepFool, CW	WB	—
Zheng and Hong [202]	Reactive	Statistics	FGSM, BIM, DeepFool	BB, GB	—
DeT [103]	Proactive	Preprocessing, Ensemble	FGSM, BIM, DeepFool, CW	BB, GB	—
Deep Defense [196]	Proactive	Gradient Masking	DeepFool	WB	—
Grosse et al. [68]	Reactive	Statistics	FGSM, JSMA	WB, BB	Carlini and Wagner [21]
RCE [140]	Reactive	Gradient Masking	FGSM, BIM, ILCM, JSMA, CW	WB, BB	—
NIC [120]	Reactive	ADM, Proximity	FGSM, BIM, JSMA, DeepFool, CW	WB, BB	—
Cao and Gong [18]	Proactive	Proximity	FGSM, BIM, JSMA, DeepFool, CW	WB	He et al. [76]
Hendrycks and Gimpel [79]	Reactive	Preprocessing	FGSM	WB	Carlini and Wagner [21]
Feature Distillation [116]	Proactive	Preprocessing	FGSM, BIM, DeepFool, CW, BPDA	WB, BB, GB	—
LID [121]	Reactive	Proximity	FGSM, BIM, JSMA, CW	WB	Athalye et al. [5]
Cohen et al. [37]	Reactive	Proximity	FGSM, JSMA, DeepFool, CW	WB	—
BAT [186]	Proactive	Gradient Masking	FGSM, PGD	WB	—
Madry et al. [123]	Proactive	Gradient Masking	PGD	WB, BB	Athalye et al. [5]***
MALADE [167]	Proactive	Preprocessing	FGSM, PGD, M-BIM, EAD, BPDA, EOT, BA	WB, BB	—
S2SNet [56]	Proactive	Gradient Masking	FGSM, BIM, CW	WB, GB	—
Gong et al. [62]	Reactive	ADM	FGSM, JSMA	WB	Carlini and Wagner [21]
Metzen et al. [127]	Reactive	ADM	FGSM, BIM, DeepFool	WB	Carlini and Wagner [21]
Das et al. [40]	Proactive	Preprocessing, Ensemble	FGSM, DeepFool	WB	—
CCNs [150]	Proactive	Preprocessing	FGSM, DeepFool	WB, BB	—
DCNs [70]	Proactive	Gradient Masking, Preprocessing	L-BFGS	WB	—
Na et al. [135]	Proactive	Gradient Masking	FGSM, BIM, ILCM, CW	WB, BB	—
MagNet [126]	Reactive	Proximity, Preprocessing	FGSM, BIM, DeepFool, CW	BB, GB	Carlini and Wagner [22]
MultMagNet [122]	Reactive	Proximity, Preprocessing, Ensemble	FGSM, BIM, DeepFool, CW	WB, BB, GB	—
WSNNS [46]	Proactive	Proximity	FGSM, CW, PGD	BB, GB	—
ME-Net [197]	Proactive	Preprocessing	FGSM, PGD, CW, BA, SPDA	WB, BB	—
SafetyNet [118]	Reactive	ADM	FGSM, BIM, JSMA, DeepFool	WB, BB	—
Defensive Distillation [148]	Proactive	Gradient Masking	JSMA	WB	Carlini and Wagner [23]
Papernot and McDaniel [143]	Proactive	Gradient Masking	FGSM, JSMA	WB, BB	—
Feature Squeezing [195]	Reactive	Preprocessing	FGSM, BIM, JSMA, CW	WB	He et al. [77]
TwinNet [153]	Reactive	ADM, Ensemble	UAP	WB	—
Abbasi and Gagné [1]	Reactive	Ensemble	FGSM, DeepFool	WB	He et al. [77]
Strauss et al. [170]	Proactive	Ensemble	FGSM, BIM	WB	—
Tramèr et al. [180]	Proactive	Gradient Masking, Ensemble	FGSM, ILCM, BIM	WB, BB	Alzantot et al. [3]
MTDeep [159]	Proactive	Ensemble	FGSM, CW	WB	—
Defense-GAN [155]	Proactive	Preprocessing	FGSM, CW	WB, BB	Athalye et al. [5]
APE-GAN [161]	Proactive	Preprocessing	L-BFGS, FGSM, DeepFool, JSMA, CW	WB	Carlini and Wagner [22]
Zantedeschi et al. [200]	Proactive	Gradient Masking	FGSM, JSMA, VAT [129]	WB, BB	Carlini and Wagner [22]
Liu et al. [111]	Reactive	Gradient Masking	FGSM, GDA [13], POE [185]	WB	—
Liang et al. [106]	Reactive	Preprocessing	FGSM, DeepFool, CW	WB	—
Parseval Networks [35]	Proactive	Gradient Masking	FGSM, BIM	BB	—
Guo et al. [71]	Proactive	Preprocessing	FGSM, BIM, DeepFool, CW	BB, GB	Dong et al. [45]
HGD [107]	Proactive	Preprocessing	FGSM, BIM	WB, BB	Dong et al. [45]
ALP [90]	Proactive	Gradient Masking	PGD	WB	Engstrom et al. [48]
Sinha et al. [164]	Proactive	Gradient Masking	FGSM, BIM, PGD	WB	—
Fortified Networks [101]	Proactive	Preprocessing	FGSM, PGD	WB, BB	—
DeepCloak [57]	Proactive	Preprocessing	L-BFGS, FGSM, JSMA	WB	—
Xie et al. [193]	Proactive	Preprocessing	FGSM, BIM, M-BIM, PGD	WB, BB	Kurakin et al. [100]
DDSA [8]	Proactive	Preprocessing	FGSM, M-BIM, CW, PGD	WB, BB, GB	—
ADV-BNN [114]	Proactive	Gradient Masking	PGD	WB, BB	—
DkNN [144]	Proactive	Proximity	FGSM, BIM, CW	WB	Sitawarin and Wagner [165]

* WB: White-box; BB: Black-box; GB: Grey-box.

** The “—” symbol means that it has not been found in literature any work on adversarial attacks that has circumvented the respective defense.

*** Despite being evaded in Athalye et al. [5], the method proposed by Madry et al. is considered as the state-of-the-art defense in literature [5].

arithmetic questions that people made to it by tapping its hoof the number of times corresponding to the correct answer. However, after several experiments conducted on Hans, psychologists have concluded in fact the horse has not been solving arithmetic questions, but somehow it has developed the ability to identify behavioural signals made by the crowd, such as clappings and yielings, that warned it out to stop hitting its hoof on the ground. In other words, Hans has not developed an adaptive intelligence, but actually means of perceiving and interpreting its surroundings in order to correctly answer the questions.

Similar to Hans, learning models are usually able to give correct answers to complex problems, such as image recognition and classification, but without really learning from training data, what

make them susceptible to adversarial attacks [59, 97]. Despite the absence of an unanimous accepted explanation for the adversarial paradox¹⁰, this section will describe some common hypotheses present in literature regarding the existence of adversarial images.

5.1 High Non-Linearity Hypothesis

Szegedy et al. [175] firstly concerned about the existence of adversarial examples. The authors have argued that adversarial examples exist due to the high non-linearity of deep neural networks, what contributes to the formation of low probability pockets in the data manifold that are hard to reach by sampling an input space around a given example (see Figure 9a). According to Gu and Rigazio and Song et al. [70, 166], the emergence of such pockets is given chiefly due to some deficiencies of objective functions, training procedures and datasets limited in size and diversity of training samples, thus leading models to poor generalizations.

5.2 Linearity Hypothesis

Goodfellow et al. [66] contradicted the non-linearity hypothesis of Szegedy et al. by assuming DNNs have a very linear behaviour caused by several activation functions like ReLU and sigmoid that perpetuates small perturbed inputs in a same wrong direction. As an attempt to underlie their explanation, the authors have elaborated the FGSM attack. Fawzi et al. [53] said that the robustness of a classifier is independent of the training procedure used and the distance between two classes is larger in high-order classifiers than in linear ones, suggesting that it is harder to find adversarial examples in deeper models. This explanation also goes against the non-linearity hypothesis of Szegedy et al.. However, in contrast to the linearity hypothesis, Tabacof and Valle [176] has found evidences the phenomenon of adversarial paradox may be a more complex problem, since results obtained from empirical experiments have suggested that shallow classifiers present a greater susceptibility to adversarial examples than deeper models. Despite some works that criticize the linearity hypothesis, some relevant attacks (such as FGSM [66] and DeepFool [132]) and defenses (such as Thermometer Encoding [17]) have been based on it.

5.3 Boundary Tilting Hypothesis

Tanay and Griffin [177], on the other hand, have rejected the linear hypothesis proposed by Goodfellow et al. by assuming that it is "insufficient" and "unconvincing". They have proposed instead a *boundary tilting perspective* to explain the adversarial paradox. This assumption, according to the authors, is more related to the explanation given by Szegedy et al., where a learnt class boundary lies close to the training samples manifold, but this learnt boundary is "tilted" with respect to this training manifold. Thereby, adversarial images can be generated by perturbing legitimate samples towards the classification boundary until they cross it. The amount of required perturbation is smaller as the tilting degree decreases, producing high-confidence and misleading adversarial examples, containing visually imperceptible perturbations. The authors also believe this effect might be a result of an overfitted model. Figure 9b shows a simplified illustration of the boundary tilting perspective compared with the Szegedy et al. hypothesis.

5.4 High Dimensional Manifold

Gilmer et al. [61], in concordance with other works such as Mahloujifar et al., Shafahi et al. and Fawzi et al. [52, 125, 160], said that the phenomenon of adversarial examples is result from the high

¹⁰Tanay and Griffin [177] have defined this paradox as the disparity between high performance classification of state-of-the-art deep learning models against their susceptibility to small perturbations that differ so close from one class to another.

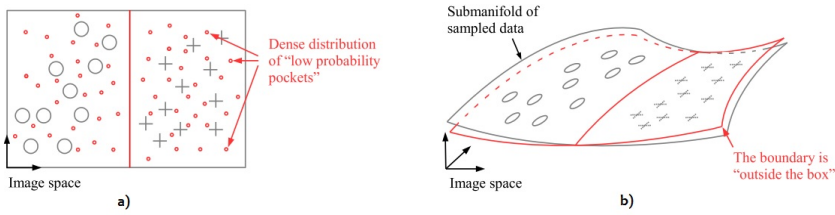


Fig. 9. Comparison between the Szegedy et al. and Tanay and Griffin's hypotheses [177]. a) Szegedy et al.'s hypothesis lies on the assumption that an image space is densely filled with low probability adversarial pockets. Similarly, b) Tanay and Griffin's hypothesis indicates the existence of tilted boundaries what contributes to the emergence of adversarial examples.

dimensional nature of the data manifold. In order to show evidences, Gilmer et al. have created a synthetic dataset for better controlling their experiments, and used it afterwards to train a model. After training it, the authors observed that inputs correctly classified by the model were close to nearby misclassified adversarial inputs, meaning that learning models are necessarily vulnerable to adversarial examples, independently of the training procedure used. At last, based on empirical results, Gilmer et al. have also denied the assumption that states adversarial examples lie on a different distribution when compared to legitimate data [60, 126, 155, 166].

5.5 Lack of Enough Training Data

Schmidt et al. [158] claim learning models must generalize in a strong sense, *i.e.* with the help of robust optimization, in order to achieve robustness. Basically, the authors observed the existence of adversarial examples is not necessarily a shortcoming of specific classification models, but an unavoidable consequence of working in a statistical setting. After gathering some empirical results, the authors concluded that, currently, there are no working approaches which attain adversarial robustness mainly because existing datasets are not large enough to train strong classifiers.

5.6 Non-Robust Features Hypothesis

Ilyas et al. [87] have provided a different explanation based on the assumption the existence of adversarial perturbations does not necessarily indicate flaws regarding learning models or training procedures, but actually regarding images' features. By taking into account the human's perception, the authors split the features into (i) robust features, that lead models to correctly predict the true class even when they are adversarially perturbed, and (ii) non-robust features, which are features derived from patterns in the data distribution that are highly predictive yet brittle, incomprehensible to humans and more susceptible to be perturbed by an adversary. In order to underlie their assumption, the authors proposed constructing a novel dataset formed by images containing solely robust features which have been filtered out from the original input images by using the logits layer of a trained DNN. Then, this dataset has been used to train another DNN that has been used to perform a comparative study. The results has led the authors to find evidences that adversarial examples might really arise as a result of the presence of non-robust features, what goes in a opposite direction of what it is commonly believed: that adversarial examples are not necessarily tied to the standard training framework. Their conclusion is somehow related to the Schmidt et al. [158] work.

5.7 Explanations for Adversarial Transferability

As briefly mentioned in Section 4.1.2, adversarial examples make heavy use of the transferability property to drastically affect the performance of learning models even in more realistic scenarios, where the attacker does not have access to much or any information regarding the target classifier,

as is simulated by grey and black-box settings. Adversarial transferability can be formally defined as the property that some adversarial samples have to mislead not only a target model f , but also other models f' even when their architectures greatly differ [146]. Papernot et al. [145] have split adversarial transferability into two main categories: (i) *intra-technique transferability*, which occurs between two models that share a similar learning algorithm (e.g. DNNs) and are trained using the same dataset, however initialized with different parameters (e.g. transferability between two DNN architectures, such as VGG-16 and ResNet-152); (ii) *cross-technique transferability*, that occurs between two models which respectively belong to different learning algorithms (e.g. DNN and SVM), where can even perform different learning tasks, such as image classification and object detection (see Appendix 8 for more details). According to Wiyatno et al. [187], understanding the transferability phenomenon is critical not only to explain the existence of adversarial examples, but to create safer machine learning models.

Some assumptions have arisen in literature as an attempt to explain adversarial transferability. The linearity hypothesis assumed by Goodfellow et al. [66] suggests the direction of perturbations may be the crucial factor that allows the adversarial effect transfer among models, since the disturbances end up acquiring similar functions through training. Tramèr et al. [181], in turn, have hypothesized if adversarial transferability is actually a consequence of the intersection between the adversarial subspace of two different models. By estimating the number of orthogonal adversarial directions using a technique called *Gradient Aligned Adversarial Subspace (GAAS)*, they found that the separating distance between the decision boundaries of two models was, on average, smaller than the distances between any inputs to the decision boundaries, even on adversarially trained models. This suggests their adversarial subspaces were overlapped. At last, they also concluded that transferability is inherent to models that preserve non-robust properties when trying to learn feature representations of the input space, what according to the authors is not a consequence of a lack of robustness, but actually a intrinsic property of the learning algorithms themselves. Their findings agreed with the works of Liu et al. [115] and Ilyas et al. [87].

6 PRINCIPLES FOR DESIGNING AND EVALUATING DEFENSES

Defending robustly against adversarial attacks is still an open question. Carlini et al. [19] assert defenses often claim robustness against adversarial examples without carrying out common security evaluations, what in fact contributes to the construction of brittle and limited architectures which are rapidly broken by novel and adaptive attacks. For this reason, the authors have defined a basic set of principles and methodologies that should be followed by both defenders and reviewers to check whether a defense evaluation is thorough and follows currently accepted best practices. This is crucial to prevent researchers from taking deceitful statements and conclusions about their works. In the following are listed and briefly explained some basic and relevant principles based on the Carlini et al.'s guide for properly evaluating general defenses. For further orientations, it is recommended consult the authors' paper [19].

6.1 Define a Threat Model

A defense should always define a threat model where it states to be robust against adversarial attacks. It is important the threat model be described in details, preferably following the taxonomy defined in Section 3.2, so that reviewers and attackers can restrict their evaluations under the requirements the defense affirms to be secure. For instance, a certain defense claims robustness under a threat model formed by: evasive attacks conducted in a white-box scenario where adversarial examples are generated by gradient and approximation-based attacks with L_2 norm and perturbation size less than 1.5. Based on this information, fair attackers which are interested in this defense must follow exactly what is specified by this threat model when designing their attacks.

6.2 Simulate Adaptive Adversaries

A good evaluation must test the limits of a defense by simulating adaptive adversaries which make use of its threat model to elaborate strong attacks. All settings and attacks scenarios that stand a chance to bypass the defense should be taken into consideration without exceptions. An evaluation conducted only based on non-adaptive adversaries is of very limited utility since the results produced by the experiments do not bring reliable conclusions that support the defense's claims and its robustness bounds. A good evaluation will not try to support or assist the defense's claims, but will try to break it under its threat model at all costs. Therefore, weak attack settings and algorithms, such as FGSM attack¹¹ must not be solely used. It is worth mentioning there are some relevant libraries available online for helping researchers to perform evaluations by simulating adaptive adversaries, such as *CleverHans* [142], *Adversarial Robustness Toolbox (ART)* [139], *Foolbox* [151], *DEEPSEC* [109] and *AdvBox* [67].

6.3 Develop Provable Lower Bounds of Robustness

Most works make use of empirical and heuristic evaluations to assess the robustness of their defenses. However, provable approaches are preferred since they provide, when the proof is correct, lower bounds of robustness which ensure the performance of the evaluated defense will never fall below that level. Nevertheless, provable evaluations usually suffer from the lack of generalization, since they get attached to the network architecture and a specific set of adversarial examples \mathcal{X} , crafted using a certain attack algorithm, that has been used in the experiments. This evaluation does not give any proofs that extend for other adversarial examples $x' \notin \mathcal{X}$, what makes the statement less powerful. Circumvent these problems when developing provable lower bounds is an active research path (see Section 7.1).

6.4 Perform Basic Sanity Tests

Sanity tests are important to identify anomalies and antagonic results that can lead authors to take incorrect conclusions. Carlini et al. [19] has listed some basic sanity tests that should be run to complement the experiments and support the results.

- **Report model accuracy on legitimate samples:** while the protection of learning models against adversarial examples is a relevant security issue, a significant decrease on legitimate data on behalf of increasing the robustness of the model might be unreasonable for scenarios where the probability of an actual adversarial attack is low and the cost of a misclassification is not high. For reactive defenses, it is important to evaluate how the rejection of perturbed samples can affect the accuracy of the model on legitimate samples. An analysis of a Receiver Operating Characteristic (ROC) curve may be helpful to check how the choice of a threshold for rejecting adversarial inputs can decrease the model's clean accuracy;
- **Iterative vs. sequential attacks:** iterative attacks are more powerful than sequential attacks. If adversarial examples crafted by a sequential algorithm are able to affect classification models more than examples crafted by iterative ones, it can indicate that the iterative attack is not properly calibrated;
- **Increase the perturbation budget:** attacks when allowed to produce larger amounts of distortion in images usually fool classifiers more often than attacks with smaller perturbation budgets. Therefore, if the attack success rate decreases as the perturbation budget increases, this attack algorithm is likely flawed;

¹¹FGSM originally was implemented to support the linearity hypothesis made in Goodfellow et al. [66]. For this and other reasons related to the attack configurations, such as its sequential execution when computing perturbations, this attack is considered weak and untrustworthy to fully test defenses, usually used only to run sanity tests (see Section 6.4).

- **Try brute force attacks:** it can be an alternative in scenarios where the attacks do not succeed very often. By performing a random search attack within the defense's threat model can help the attacker or reviewer to find adversarial examples which have not been found by standard adversarial attacks, what indicates these algorithms must be somehow improved. Carlini et al. recommend starting this sanity test by sampling random points at larger distances from the legitimate input, limiting the search to strictly smaller distortions whenever an adversarial example is found.
- **White-box vs. black-box attacks:** white-box attacks are generally more powerful than black-box attacks, since the attacker has complete access to the model and its parameters. For this reason, gradient-based attacks should, in principle, present better success rates. If gradient-based attacks have worse performance when compared to other attack approaches, it can indicate the defense is somehow performing a kind of gradient masking and the gradient-based attack needs calibration.
- **Attack similar undefended models:** proactive and reactive defenses typically introduce a couple of modifications in the networks in order to increase their robustness. However, it can be worth trying remove these security components out from the model and evaluate it under attacks without any protection. If the undefended model appears robust nevertheless, it can infer that the defense itself is not actually protecting the model.

6.5 Releasing of Source Code

It is crucial that all source code used to implement the experiments and pre-trained models referred in the defense's paper, including even their hyperparameters, be available to the community through online repositories so that interested reviewers can reproduce the evaluations made by the original work and ensure their correctness.

7 DIRECTIONS OF FUTURE WORK

During the development of this paper, it has been noticed adversarial defenses are still in their infancy, despite the impressive growth of published works in the last years. There are numerous important questions waiting for answers, specially those referring to how defend robustly against adversarial examples. This opens some promising research paths that will be detailed in the following.

7.1 Development of Theoretical Lower Bounds of Robustness

Most defenses are limited to empirical evaluations and do not claim robustness to unknown attacks [187]. Other works, in turn, devise theoretical robustness bounds which do not generalize to different attacks and threat models studied. A promising research path is the investigation of properties that can theoretically guarantee general lower bounds of robustness to adversarial attacks (see Section 6.3).

7.2 Unanimously Explanations Concerning the Existence and Transferability of Adversarial Examples

As can be seen in Section 5, there are already some explanations for the existence and transferability of adversarial examples. However, none of them is universally accepted due to the lack of proofs. Developing unanimously provable explanations for these phenomena is relevant for the field of Adversarial Machine Learning, since they will guide future defenses to focus on solving the actual flaw and help the community understand better the inner workings of deep learning models.

7.3 Devising of Efficient Attack Algorithms

Crafting strong adversarial examples is computationally expensive even on vanilla datasets. Applications which count on small response times, such as the traffic signal recognition system of an autonomous vehicle, require efficiency from attack algorithms when intercepting and perturbing the inputs. Attacks in black-box environments also impose more difficulties to the attacker since he usually has available only a limited number of queries to the oracle¹² in order to generate the perturbations. Regarding defenses, a good evaluation also needs testing numerous attacks, what can be computationally infeasible depending on the algorithms and datasets used. Therefore, devising strong and efficient adversarial attacks is a relevant research path for both fields of Adversarial Machine Learning.

7.4 Comparison to Prior Work

As previously mentioned, a large amount of adversarial defenses emerges in literature, however few of them perform a comparative study with other methods. A well-conducted study comparing different security approaches could help fomenting results in addition to reveal promising architectures for specific threat models.

7.5 Development of Hybrid Defense Architectures

It is worth mentioning as an encouraging research path the development of hybrid defenses. The term *hybrid defense* stands for an architecture formed by different countermeasures which are organized on individual processes, called *modules*. Each module would be responsible for performing some security procedure according to the approach that represents it. On each module, a component (represented by a defense or preprocessing method) would be randomly picked from a repository when receiving the input image. For instance, a hybrid defense could consist of three modules: a (i) *reactive module*, which randomly chooses a reactive defense from a repository to detect adversarial images; a (ii) *preprocessing module* that randomly processes the detected adversarial images that came from the reactive module, and a (iii) *proactive module* which similarly chooses at random a proactive defense to finally classify the input image. To the best of knowledge, it has not been found in literature any work that has adopted similar approach or study, what, in turn, makes this path open for future opportunities.

8 FINAL CONSIDERATIONS

Deep Learning models have revealed to be susceptible to attacks of adversarial nature despite shown impressive abilities when solving complex cognitive problems, specially tasks related to Computer Vision, such as image classification and recognition. This vulnerability severely menaces the application of these learning algorithms in safety-critical scenarios, what in turn may jeopardize the development of the field if this security issue persists in the future. The scientific community has been struggling to find alternatives to defend against adversarial attacks practically since this problem was firstly spotted by the work of Szegedy et al. [175]. The numerous proposed defenses, albeit promising at first, have shown to be brittle and ineffective to stop strong and adaptive attacks though. This arms race between attacks and defenses makes the field of Adversarial Machine Learning fairly dynamic and active, where the emergence of novel defense approaches almost daily plays a role in becoming review papers quickly outdated.

Before this chaotic scenario, this work has aimed to attend the interested readerships by elaborating a comprehensive and self-contained survey that gathers the most relevant research on Adversarial Machine Learning. It has covered topics regarding since Machine Learning basics to

¹²In black-box attacks, the term oracle often represents the target model the attacker wants to fool.

adversarial examples and attacks, nevertheless with an emphasis on giving the readers a defender's perspective. An extensive review the literature has allowed recent and promising defenses, not yet mentioned by other works, be studied and categorized following a novel taxonomy. Moreover, existing taxonomies to organize adversarial examples and attacks have been updated in order to cover further approaches. Furthermore, it has been gathered existing relevant explanations for the existence and transferability of adversarial examples, listed some common policies that should be considered by both defenders and reviewers when respectively designing and evaluating security methods for deep learning models and provided some promising paths for future work. In summary, the main contributions of this work were the following:

- The provision of a background regarding CNNs and some relevant architectures present in literature ranked according to their respective performance in the ILSVRC top-5 classification challenge from 2012 to 2017. It was also highlighted other important Deep Learning algorithms in Adversarial Machine Learning, such as Autoencoders and Generative Adversarial Networks (GANs);
- The update of some existing taxonomies to categorize different types of adversarial images and novel attack approaches that have raised in literature;
- A exhaustive review and discussion of defenses against adversarial attacks that were categorized using a novel taxonomy;
- The address of relevant explanations for the existence and transferability of adversarial examples;
- The discussion of promising research paths for future works on Adversarial Machine Learning.

Securing against adversarial attacks is crucial for the future of several applications. Therefore, this paper has been elaborated to provide a detailed overview of the area in order to help researchers to devise better and stronger defenses. For the best of the authors' knowledge, this is the most comprehensive survey focused on adversarial defenses available in literature and it is hoped that this work can help the community to make Deep Learning models reaching their prime-time soon.

REFERENCES

- [1] Mahdih Abbasi and Christian Gagné. 2017. Robustness to adversarial examples through an ensemble of specialists. *arXiv preprint arXiv:1702.06856* (2017).
- [2] Naveed Akhtar and Ajmal Mian. 2018. Threat of adversarial attacks on deep learning in computer vision: A survey. *IEEE Access* 6 (2018), 14410–14430.
- [3] Moustafa Alzantot, Yash Sharma, Supriyo Chakraborty, and Mani Srivastava. 2018. Genattack: Practical black-box attacks with gradient-free optimization. *arXiv preprint arXiv:1805.11090* (2018).
- [4] Anish Athalye and Nicholas Carlini. 2018. On the robustness of the cvpr 2018 white-box adversarial example defenses. *arXiv preprint arXiv:1804.03286* (2018).
- [5] Anish Athalye, Nicholas Carlini, and David Wagner. 2018. Obfuscated gradients give a false sense of security: Circumventing defenses to adversarial examples. *arXiv preprint arXiv:1802.00420* (2018).
- [6] Anish Athalye and Ilya Sutskever. 2017. Synthesizing Robust Adversarial Examples. (jul 2017). *arXiv:1707.07397* <http://arxiv.org/abs/1707.07397>
- [7] Geuntae Bae, Hojae Lee, Sunghoon Son, Doha Hwang, and Jongseok Kim. 2018. Secure and robust user authentication using partial fingerprint matching. In *Consumer Electronics (ICCE), 2018 IEEE International Conference on*. IEEE, 1–6.
- [8] Yassine Bakhti, Sid Ahmed Fezza, Wassim Hamidouche, and Olivier Déforges. 2019. DDSA: a Defense against Adversarial Attacks using Deep Denoising Sparse Autoencoder. *IEEE Access* 7 (2019), 160397–160407.
- [9] Shumeet Baluja and Ian Fischer. 2017. Adversarial transformation networks: Learning to generate adversarial examples. *arXiv preprint arXiv:1703.09387* (2017).
- [10] Marco Barreno, Blaine Nelson, Anthony D. Joseph, and J. D. Tygar. 2010. The security of machine learning. *Machine Learning* 81, 2 (2010), 121–148. <https://doi.org/10.1007/s10994-010-5188-5>

- [11] Yoshua Bengio, Yann LeCun, et al. 2007. Scaling learning algorithms towards AI. *Large-scale kernel machines* 34, 5 (2007), 1–41.
- [12] Arjun Nitin Bhagoji, Daniel Cullina, and Prateek Mittal. 2017. Dimensionality Reduction as a Defense against Evasion Attacks on Machine Learning Classifiers. *arXiv preprint arXiv:1704.02654* (2017).
- [13] Battista Biggio, Igino Corona, Davide Maiorca, Blaine Nelson, Nedim Šrđić, Pavel Laskov, Giorgio Giacinto, and Fabio Roli. 2013. Evasion attacks against machine learning at test time. In *Joint European conference on machine learning and knowledge discovery in databases*. Springer, 387–402.
- [14] Mariusz Bojarski, Davide Del Testa, Daniel Dworakowski, Bernhard Firner, Beat Flepp, Prasoon Goyal, Lawrence D Jackel, Mathew Monfort, Urs Muller, Jiakai Zhang, et al. 2016. End to end learning for self-driving cars. *arXiv preprint arXiv:1604.07316* (2016).
- [15] Wieland Brendel, Jonas Rauber, and Matthias Bethge. 2017. Decision-Based Adversarial Attacks: Reliable Attacks Against Black-Box Machine Learning Models. *arXiv preprint arXiv:1712.04248* (2017).
- [16] Tom B Brown, Dandelion Mané, Aurko Roy, Martín Abadi, and Justin Gilmer. 2017. Adversarial patch. *arXiv preprint arXiv:1712.09665* (2017).
- [17] Jacob Buckman, Aurko Roy, Colin Raffel, and Ian Goodfellow. 2018. Thermometer encoding: One hot way to resist adversarial examples. (2018).
- [18] Xiaoyu Cao and Neil Zhenqiang Gong. 2017. Mitigating Evasion Attacks to Deep Neural Networks via Region-based Classification. In *Proceedings of the 33rd Annual Computer Security Applications Conference (ACSAC 2017)*. ACM, New York, NY, USA, 278–287. <https://doi.org/10.1145/3134600.3134606>
- [19] Nicholas Carlini, Anish Athalye, Nicolas Papernot, Wieland Brendel, Jonas Rauber, Dimitris Tsipras, Ian Goodfellow, and Aleksander Madry. 2019. On evaluating adversarial robustness. *arXiv preprint arXiv:1902.06705* (2019).
- [20] Nicholas Carlini, Guy Katz, Clark W. Barrett, and David L. Dill. 2017. Ground-Truth Adversarial Examples. *CoRR* abs/1709.10207 (2017). [arXiv:1709.10207](https://arxiv.org/abs/1709.10207) <http://arxiv.org/abs/1709.10207>
- [21] Nicholas Carlini and David Wagner. 2017. Adversarial examples are not easily detected: Bypassing ten detection methods. In *Proceedings of the 10th ACM Workshop on Artificial Intelligence and Security*. ACM, 3–14.
- [22] Nicholas Carlini and David Wagner. 2017. MagNet and "Efficient Defenses Against Adversarial Attacks" are Not Robust to Adversarial Examples. *arXiv preprint arXiv:1711.08478* (2017).
- [23] Nicholas Carlini and David Wagner. 2017. Towards evaluating the robustness of neural networks. In *2017 IEEE Symposium on Security and Privacy (SP)*. IEEE, 39–57.
- [24] N. Carlini and D. Wagner. 2018. Audio Adversarial Examples: Targeted Attacks on Speech-to-Text. In *2018 IEEE Security and Privacy Workshops (SPW)*. 1–7. <https://doi.org/10.1109/SPW.2018.00009>
- [25] Fabio Carrara, Fabrizio Falchi, Roberto Caldelli, Giuseppe Amato, and Rudy Becarelli. 2018. Adversarial image detection in deep neural networks. *Multimedia Tools and Applications* (2018), 1–21.
- [26] Anirban Chakraborty, Manaar Alam, Vishal Dey, Anupam Chattopadhyay, and Debdeep Mukhopadhyay. 2018. Adversarial Attacks and Defences: A Survey. *arXiv preprint arXiv:1810.00069* (2018).
- [27] Jianbo Chen and Michael I. Jordan. 2019. HopSkipJumpAttack: A Query-Efficient Decision-Based Attack. *CoRR* abs/1904.02144 (2019). [arXiv:1904.02144](https://arxiv.org/abs/1904.02144) <http://arxiv.org/abs/1904.02144>
- [28] Jiefeng Chen, Zihang Meng, Changtian Sun, Wei Tang, and Yinglun Zhu. 2017. ReabsNet: Detecting and Revising Adversarial Examples. *arXiv preprint arXiv:1712.08250* (2017).
- [29] Jinyin Chen, Mengmeng Su, Shijing Shen, Hui Xiong, and Haibin Zheng. 2019. POBA-GA: Perturbation optimized black-box adversarial attacks via genetic algorithm. *Computers & Security* 85 (2019), 89 – 106. <https://doi.org/10.1016/j.cose.2019.04.014>
- [30] Pin-Yu Chen, Yash Sharma, Huan Zhang, Jinfeng Yi, and Cho-Jui Hsieh. 2018. Ead: elastic-net attacks to deep neural networks via adversarial examples. In *Thirty-second AAAI conference on artificial intelligence*.
- [31] Pin-Yu Chen, Huan Zhang, Yash Sharma, Jinfeng Yi, and Cho-Jui Hsieh. 2017. Zoo: Zeroth order optimization based black-box attacks to deep neural networks without training substitute models. *10th ACM Workshop on Artificial Intelligence and Security (AISEC)* (2017). <https://doi.org/10.1145/3128572.3140448>
- [32] Shang-Tse Chen, Cory Cornelius, Jason Martin, and Duen Horng Polo Chau. 2018. Shapeshifter: Robust physical adversarial attack on faster r-cnn object detector. In *Joint European Conference on Machine Learning and Knowledge Discovery in Databases*. Springer, 52–68.
- [33] Jie-Zhi Cheng, Dong Ni, Yi-Hong Chou, Jing Qin, Chui-Mei Tiu, Yeun-Chung Chang, Chiun-Sheng Huang, Dinggang Shen, and Chung-Ming Chen. 2016. Computer-aided diagnosis with deep learning architecture: applications to breast lesions in US images and pulmonary nodules in CT scans. *Scientific reports* 6 (2016), 24454.
- [34] Moustapha Cisse, Yossi Adi, Natalia Neverova, and Joseph Keshet. 2017. Houdini: Fooling deep structured prediction models. *arXiv preprint arXiv:1707.05373* (2017).

- [35] Moustapha Cisse, Piotr Bojanowski, Edouard Grave, Yann Dauphin, and Nicolas Usunier. 2017. Parseval networks: Improving robustness to adversarial examples. In *Proceedings of the 34th International Conference on Machine Learning-Volume 70*. JMLR. org, 854–863.
- [36] Adam Coates, Andrew Ng, and Honglak Lee. 2011. An analysis of single-layer networks in unsupervised feature learning. In *Proceedings of the fourteenth international conference on artificial intelligence and statistics*. 215–223.
- [37] Gilad Cohen, Guillermo Sapiro, and Raja Giryes. 2019. Detecting Adversarial Samples Using Influence Functions and Nearest Neighbors. *arXiv preprint arXiv:1909.06872* (2019).
- [38] G. E. Dahl, J. W. Stokes, L. Deng, and D. Yu. 2013. Large-scale malware classification using random projections and neural networks. In *2013 IEEE International Conference on Acoustics, Speech and Signal Processing*. 3422–3426. <https://doi.org/10.1109/ICASSP.2013.6638293>
- [39] G. E. Dahl, Dong Yu, Li Deng, and A. Acero. 2012. Context-Dependent Pre-Trained Deep Neural Networks for Large-Vocabulary Speech Recognition. *Trans. Audio, Speech and Lang. Proc.* 20, 1 (2012), 30–42. <https://doi.org/10.1109/TASL.2011.2134090>
- [40] Nilaksh Das, Madhuri Shanhogue, Shang-Tse Chen, Fred Hohman, Li Chen, Michael E Kounavis, and Duen Horng Chau. 2017. Keeping the bad guys out: Protecting and vaccinating deep learning with jpeg compression. *arXiv preprint arXiv:1705.02900* (2017).
- [41] Li Deng. 2012. Three classes of deep learning architectures and their applications: a tutorial survey. *APSIPA transactions on signal and information processing* (2012).
- [42] Guneet S Dhillon, Kamyar Azizzadenesheli, Zachary C Lipton, Jeremy Bernstein, Jean Kossaifi, Aran Khanna, and Anima Anandkumar. 2018. Stochastic activation pruning for robust adversarial defense. *arXiv preprint arXiv:1803.01442* (2018).
- [43] Lieyun Ding, Weili Fang, Hanbin Luo, Peter ED Love, Botao Zhong, and Xi Ouyang. 2018. A deep hybrid learning model to detect unsafe behavior: integrating convolution neural networks and long short-term memory. *Automation in Construction* 86 (2018), 118–124.
- [44] Yinpeng Dong, Fangzhou Liao, Tianyu Pang, Hang Su, Jun Zhu, Xiaolin Hu, and Jianguo Li. 2018. Boosting adversarial attacks with momentum. In *Proceedings of the IEEE conference on computer vision and pattern recognition*. 9185–9193.
- [45] Yinpeng Dong, Tianyu Pang, Hang Su, and Jun Zhu. 2019. Evading Defenses to Transferable Adversarial Examples by Translation-Invariant Attacks. In *Proceedings of the IEEE Conference on Computer Vision and Pattern Recognition*. 4312–4321.
- [46] Abhimanyu Dubey, Laurens van der Maaten, Zeki Yalniz, Yixuan Li, and Dhruv Mahajan. 2019. Defense against adversarial images using web-scale nearest-neighbor search. In *Proceedings of the IEEE Conference on Computer Vision and Pattern Recognition*. 8767–8776.
- [47] Javid Ebrahimi, Anyi Rao, Daniel Lowd, and Dejing Dou. 2017. Hotflip: White-box adversarial examples for text classification. *arXiv preprint arXiv:1712.06751* (2017).
- [48] Logan Engstrom, Andrew Ilyas, and Anish Athalye. 2018. Evaluating and understanding the robustness of adversarial logit pairing. *arXiv preprint arXiv:1807.10272* (2018).
- [49] M. Everingham, L. Van Gool, C. K. I. Williams, J. Winn, and A. Zisserman. 2010. The Pascal Visual Object Classes (VOC) Challenge. *International Journal of Computer Vision* 88, 2 (June 2010), 303–338.
- [50] Ivan Evtimov, Kevin Eykholt, Earlene Fernandes, Tadayoshi Kohno, Bo Li, Atul Prakash, Amir Rahmati, and Dawn Song. 2017. Robust Physical-World Attacks on Deep Learning Models. In *Proceedings of the 2016 ACM SIGSAC Conference on Computer and Communications Security*. 1528–1540. arXiv:1707.08945 <http://arxiv.org/abs/1707.08945>
- [51] Kevin Eykholt, Ivan Evtimov, Earlene Fernandes, Bo Li, Amir Rahmati, Chaowei Xiao, Atul Prakash, Tadayoshi Kohno, and Dawn Song. 2017. Robust physical-world attacks on deep learning models. *arXiv preprint arXiv:1707.08945* (2017).
- [52] Alhussein Fawzi, Hamza Fawzi, and Omar Fawzi. 2018. Adversarial vulnerability for any classifier. In *Advances in Neural Information Processing Systems*. 1178–1187.
- [53] Alhussein Fawzi, Omar Fawzi, and Pascal Frossard. 2015. Fundamental limits on adversarial robustness. In *Proc. ICML, Workshop on Deep Learning*.
- [54] Reuben Feinman, Ryan R. Curtin, Saurabh Shintre, and Andrew B. Gardner. 2017. Detecting Adversarial Samples from Artifacts. (2017). arXiv:1703.00410 <http://arxiv.org/abs/1703.00410>
- [55] Volker Fischer, Mummadi Chaithanya Kumar, Jan Hendrik Metzen, and Thomas Brox. 2017. Adversarial examples for semantic image segmentation. *arXiv preprint arXiv:1703.01101* (2017).
- [56] Joachim Folz, Sebastian Palacio, Joern Hees, Damian Borth, and Andreas Dengel. 2018. Adversarial defense based on structure-to-signal autoencoders. *arXiv preprint arXiv:1803.07994* (2018).
- [57] Ji Gao, Beilun Wang, Zeming Lin, Weilin Xu, and Yanjun Qi. 2017. Deepcloak: Masking deep neural network models for robustness against adversarial samples. *arXiv preprint arXiv:1702.06763* (2017).

- [58] Alberto Garcia-Garcia, Sergio Orts-Escolano, Sergiu Oprea, Victor Villena-Martinez, and Jose Garcia-Rodriguez. 2017. A review on deep learning techniques applied to semantic segmentation. *arXiv preprint arXiv:1704.06857* (2017).
- [59] Dave Gershgorn. 2016. Fooling the Machine: The Byzantine Science of Deceiving Artificial Intelligence. *Popular Science*, March 30 (2016).
- [60] Partha Ghosh, Arpan Losalka, and Michael J Black. 2019. Resisting adversarial attacks using gaussian mixture variational autoencoders. In *Proceedings of the AAAI Conference on Artificial Intelligence*, Vol. 33. 541–548.
- [61] Justin Gilmer, Luke Metz, Fartash Faghri, Samuel S Schoenholz, Maithra Raghu, Martin Wattenberg, and Ian Goodfellow. 2018. Adversarial spheres. *arXiv preprint arXiv:1801.02774* (2018).
- [62] Zhitaog Gong, Wenlu Wang, and Wei-Shinn Ku. 2017. Adversarial and clean data are not twins. *arXiv preprint arXiv:1704.04960* (2017).
- [63] Ian Goodfellow, Yoshua Bengio, and Aaron Courville. 2016. *Deep Learning*. MIT Press. <http://www.deeplearningbook.org>.
- [64] Ian Goodfellow and Nicolas Papernot. 2017. Is attacking Machine Learning easier than defending it? <http://www.cleverhans.io/security/privacy/ml/2017/02/15/why-attacking-machine-learning-is-easier-than-defending-it.html> 15 de março de 2019.
- [65] Ian Goodfellow, Jean Pouget-Abadie, Mehdi Mirza, Bing Xu, David Warde-Farley, Sherjil Ozair, Aaron Courville, and Yoshua Bengio. 2014. Generative adversarial nets. In *Advances in neural information processing systems*. 2672–2680.
- [66] Ian Goodfellow, Jonathon Shlens, and Christian Szegedy. 2015. Explaining and Harnessing Adversarial Examples. In *International Conference on Learning Representations*. <http://arxiv.org/abs/1412.6572>
- [67] Dou Goodman, Hao Xin, Wang Yang, Wu Yuesheng, Xiong Junfeng, and Zhang Huan. 2020. Advbox: a toolbox to generate adversarial examples that fool neural networks. *arXiv preprint arXiv:2001.05574* (2020).
- [68] Kathrin Grosse, Praveen Manoharan, Nicolas Papernot, Michael Backes, and Patrick McDaniel. 2017. On the (Statistical) Detection of Adversarial Examples. (feb 2017). arXiv:1702.06280 <http://arxiv.org/abs/1702.06280>
- [69] Kathrin Grosse, Nicolas Papernot, Praveen Manoharan, Michael Backes, and Patrick McDaniel. 2017. Adversarial Examples for Malware Detection. In *Computer Security – ESORICS 2017*, Simon N. Foley, Dieter Gollmann, and Einar Snekkenes (Eds.). Springer International Publishing, Cham, 62–79.
- [70] Shixiang Gu and Luca Rigazio. 2014. Towards Deep Neural Network Architectures Robust to Adversarial Examples. (dec 2014). arXiv:1412.5068 <http://arxiv.org/abs/1412.5068>
- [71] Chuan Guo, Mayank Rana, Moustapha Cisse, and Laurens Van Der Maaten. 2017. Countering adversarial images using input transformations. *arXiv preprint arXiv:1711.00117* (2017).
- [72] Yanming Guo, Yu Liu, Ard Oerlemans, Songyang Lao, Song Wu, and Michael S. Lew. 2016. Deep learning for visual understanding: A review. *Neurocomputing* 187 (2016), 27–48. <https://doi.org/10.1016/j.neucom.2015.09.116>
- [73] Jamie Hayes and George Danezis. 2018. Learning Universal Adversarial Perturbations with Generative Models. In *2018 IEEE Security and Privacy Workshops (SPW)*. IEEE, 43–49.
- [74] Kaiming He, Xiangyu Zhang, Shaoqing Ren, and Jian Sun. 2016. Deep Residual Learning for Image Recognition. In *2016 IEEE Conference on Computer Vision and Pattern Recognition (CVPR)*. IEEE, 770–778. <https://doi.org/10.1109/CVPR.2016.90>
- [75] Kaiming He, Xiangyu Zhang, Shaoqing Ren, and Jian Sun. 2016. Deep residual learning for image recognition. In *Proceedings of the IEEE conference on computer vision and pattern recognition*. 770–778.
- [76] Warren He, Bo Li, and Dawn Song. 2018. Decision boundary analysis of adversarial examples. (2018).
- [77] Warren He, James Wei, Xinyun Chen, Nicholas Carlini, and Dawn Song. 2017. Adversarial Example Defenses: Ensembles of Weak Defenses are not Strong. In *11th USENIX Workshop on Offensive Technologies (WOOT' 17)*. Vancouver, CA. arXiv:1706.04701 <https://www.usenix.org/system/files/conference/woot17/woot17-paper-he.pdf>
- [78] JB Heaton, NG Polson, and Jan Hendrik Witte. 2017. Deep learning for finance: deep portfolios. *Applied Stochastic Models in Business and Industry* 33, 1 (2017), 3–12.
- [79] Dan Hendrycks and Kevin Gimpel. 2017. Early Methods for Detecting Adversarial Images. *Workshop track -ICLR 2017* (2017).
- [80] Geoffrey Hinton, Oriol Vinyals, and Jeff Dean. 2015. Distilling the knowledge in a neural network. *Deep Learning and Representation Learning Workshop at NIPS 2014*. *arXiv preprint arXiv:1503.02531* (2015).
- [81] Geoffrey E Hinton. 2007. Learning multiple layers of representation. *Trends in cognitive sciences* 11, 10 (2007), 428–434.
- [82] Geoffrey E Hinton and Ruslan R Salakhutdinov. 2006. Reducing the dimensionality of data with neural networks. *science* 313, 5786 (2006), 504–507.
- [83] Jie Hu, Li Shen, and Gang Sun. 2017. Squeeze-and-excitation networks. *arXiv preprint arXiv:1709.01507* (2017).
- [84] Ling Huang, Anthony D Joseph, Blaine Nelson, Benjamin IP Rubinstein, and JD Tygar. 2011. Adversarial machine learning. In *Proceedings of the 4th ACM workshop on Security and artificial intelligence*. ACM, 43–58.
- [85] Ruitong Huang, Bing Xu, Dale Schuurmans, and Csaba Szepesvári. 2015. Learning with a strong adversary. *arXiv preprint arXiv:1511.03034* (2015).

- [86] Andrew Ilyas, Logan Engstrom, Anish Athalye, and Jessy Lin. 2018. Black-box adversarial attacks with limited queries and information. *arXiv preprint arXiv:1804.08598* (2018).
- [87] Andrew Ilyas, Shibani Santurkar, Dimitris Tsipras, Logan Engstrom, Brandon Tran, and Aleksander Madry. 2019. Adversarial examples are not bugs, they are features. *arXiv preprint arXiv:1905.02175* (2019).
- [88] Phillip Isola, Jun-Yan Zhu, Tinghui Zhou, and Alexei A Efros. 2017. Image-to-image translation with conditional adversarial networks. *arXiv preprint* (2017).
- [89] Vishaal Munusamy Kabilan, Brandon Morris, and Anh Nguyen. 2018. VectorDefense: Vectorization as a Defense to Adversarial Examples. *arXiv preprint arXiv:1804.08529* (2018).
- [90] Harini Kannan, Alexey Kurakin, and Ian Goodfellow. 2018. Adversarial Logit Pairing. *arXiv preprint arXiv:1803.06373* (2018).
- [91] Danny Karmon, Daniel Zoran, and Yoav Goldberg. 2018. LaVAN: Localized and Visible Adversarial Noise. *arXiv preprint arXiv:1801.02608* (2018).
- [92] Andrej Karpathy. 2014. What I learned from competing against a ConvNet on ImageNet. Available at: <http://karpathy.github.io/2014/09/02/what-i-learned-from-competing-against-a-convnet-on-imagenet>. Accessed in January 15, 2019.
- [93] Erica Klarreich. 2016. Learning securely. *Commun. ACM* 59, 11 (2016), 12–14.
- [94] Erick Knorr. 2015. How PayPal beats the bad guys with machine learning. *InfoWorld* (Apr 2015). <https://www.infoworld.com/article/2907877/machine-learning/how-paypal-reduces-fraud-with-machine-learning.html>
- [95] Alex Krizhevsky and Geoffrey Hinton. 2009. Learning multiple layers of features from tiny images. (2009).
- [96] Alex Krizhevsky, Ilya Sutskever, and Geoffrey E Hinton. 2012. Imagenet classification with deep convolutional neural networks. (2012), 1097–1105.
- [97] Atul Kumar and Sameep Mehta. 2017. A Survey on Resilient Machine Learning. (2017). <https://arxiv.org/ftp/arxiv/papers/1707/1707.03184.pdf>
- [98] Alexey Kurakin, Ian Goodfellow, and Samy Bengio. 2016. Adversarial examples in the physical world. *arXiv preprint arXiv:1607.02533* (2016).
- [99] Alexey Kurakin, Ian Goodfellow, and Samy Bengio. 2016. Adversarial machine learning at scale. *arXiv preprint arXiv:1611.01236* (2016).
- [100] Alexey Kurakin, Ian Goodfellow, Samy Bengio, Yinpeng Dong, Fangzhou Liao, Ming Liang, Tianyu Pang, Jun Zhu, Xiaolin Hu, Cihang Xie, et al. 2018. Adversarial attacks and defences competition. In *The NIPS'17 Competition: Building Intelligent Systems*. Springer, 195–231.
- [101] Alex Lamb, Jonathan Binas, Anirudh Goyal, Dmitriy Serdyuk, Sandeep Subramanian, Ioannis Mitliagkas, and Yoshua Bengio. 2019. Fortified Networks: Improving the Robustness of Deep Networks by Modeling the Manifold of Hidden Representations. <https://openreview.net/forum?id=SkGVRiC9Km>
- [102] Yann LeCun, Léon Bottou, Yoshua Bengio, and Patrick Haffner. 1998. Gradient-based learning applied to document recognition. *Proc. IEEE* 86, 11 (1998), 2278–2324.
- [103] Changjiang Li, Haiqin Weng, Shouling Ji, Jianfeng Dong, and Qinming He. 2019. DeT: Defending Against Adversarial Examples via Decreasing Transferability. In *International Symposium on Cyberspace Safety and Security*. Springer, 307–322.
- [104] Xin Li and Fuxin Li. 2016. Adversarial examples detection in deep networks with convolutional filter statistics. *arXiv preprint arXiv:1612.07767* (2016).
- [105] Xin Li and Fuxin Li. 2016. Adversarial examples detection in deep networks with convolutional filter statistics. *CoRR, abs/1612.07767* 7 (2016).
- [106] Bin Liang, Hongcheng Li, Miaoqiang Su, Xirong Li, Wenchang Shi, and Xiaofeng Wang. 2017. Detecting Adversarial Examples in Deep Networks with Adaptive Noise Reduction. (2017). arXiv:1705.08378 <http://arxiv.org/abs/1705.08378>
- [107] Fangzhou Liao, Ming Liang, Yinpeng Dong, Tianyu Pang, Xiaolin Hu, and Jun Zhu. 2018. Defense against adversarial attacks using high-level representation guided denoiser. In *Proceedings of the IEEE Conference on Computer Vision and Pattern Recognition*. 1778–1787.
- [108] Tsung-Yi Lin, Michael Maire, Serge Belongie, James Hays, Pietro Perona, Deva Ramanan, Piotr Dollár, and C Lawrence Zitnick. 2014. Microsoft COCO: Common Objects in Context. In *European conference on computer vision*. Springer, 740–755.
- [109] Xiang Ling, Shouling Ji, Jiaxu Zou, Jiannan Wang, Chunming Wu, Bo Li, and Ting Wang. 2019. Deepsec: A uniform platform for security analysis of deep learning model. In *2019 IEEE Symposium on Security and Privacy (SP)*. IEEE, 673–690.
- [110] Geert Litjens, Thijs Kooi, Babak Ehteshami Bejnordi, Arnaud Arindra Adiyoso Setio, Francesco Ciompi, Mohsen Ghafoorian, Jeroen Awm Van Der Laak, Bram Van Ginneken, and Clara I Sánchez. 2017. A survey on deep learning in medical image analysis. *Medical image analysis* 42 (2017), 60–88.
- [111] Ninghao Liu, Hongxia Yang, and Xia Hu. 2018. Adversarial detection with model interpretation. In *Proceedings of the 24th ACM SIGKDD International Conference on Knowledge Discovery & Data Mining*. ACM, 1803–1811.

- [112] Weibo Liu, Zidong Wang, Xiaohui Liu, Nianyin Zeng, Yurong Liu, and Fuad E. Alsaadi. 2017. A survey of deep neural network architectures and their applications. *Neurocomputing* 234, November 2016 (2017), 11–26. <https://doi.org/10.1016/j.neucom.2016.12.038>
- [113] Xuanqing Liu, Minhao Cheng, Huan Zhang, and Cho-Jui Hsieh. 2017. Towards Robust Neural Networks via Random Self-ensemble. *arXiv preprint arXiv:1712.00673* (2017).
- [114] Xuanqing Liu, Yao Li, Chongruo Wu, and Cho-Jui Hsieh. 2018. ADV-BNN: Improved adversarial defense through robust bayesian neural network. *arXiv preprint arXiv:1810.01279* (2018).
- [115] Yanpei Liu, Xinyun Chen, Chang Liu, and Dawn Song. 2016. Delving into Transferable Adversarial Examples and Black-box Attacks. (nov 2016). arXiv:1611.02770 <http://arxiv.org/abs/1611.02770>
- [116] Zihao Liu, Qi Liu, Tao Liu, Yanzhi Wang, and Wujie Wen. 2018. Feature Distillation: DNN-Oriented JPEG Compression Against Adversarial Examples. *arXiv preprint arXiv:1803.05787* (2018).
- [117] Ziwei Liu, Ping Luo, Xiaogang Wang, and Xiaoou Tang. 2015. Deep Learning Face Attributes in the Wild. In *Proceedings of International Conference on Computer Vision (ICCV)*.
- [118] Jiajun Lu, Theerasit Issaranon, and David Forsyth. 2017. Safetynet: Detecting and rejecting adversarial examples robustly. In *Proceedings of the IEEE International Conference on Computer Vision*. 446–454.
- [119] Jiajun Lu, Hussein Sibai, Evan Fabry, and David Forsyth. 2017. No need to worry about adversarial examples in object detection in autonomous vehicles. *arXiv preprint arXiv:1707.03501* (2017).
- [120] Shiqing Ma, Yingqi Liu, Guanhong Tao, Wen-Chuan Lee, and Xiangyu Zhang. 2019. NIC: Detecting Adversarial Samples with Neural Network Invariant Checking.. In *NDSS*.
- [121] Xingjun Ma, Bo Li, Yisen Wang, Sarah M Erfani, Sudanthi Wijewickrema, Grant Schoenebeck, Dawn Song, Michael E Houle, and James Bailey. 2018. Characterizing adversarial subspaces using local intrinsic dimensionality. *arXiv preprint arXiv:1801.02613* (2018).
- [122] Gabriel R. Machado., Ronaldo R. Goldschmidt., and Eugênio Silva. 2019. MultiMagNet: A Non-deterministic Approach based on the Formation of Ensembles for Defending Against Adversarial Images. In *Proceedings of the 21st International Conference on Enterprise Information Systems - Volume 1: ICEIS, INSTICC, SciTePress*, 307–318. <https://doi.org/10.5220/0007714203070318>
- [123] Aleksander Madry, Aleksandar Makelov, Ludwig Schmidt, Dimitris Tsipras, and Adrian Vladu. 2017. Towards deep learning models resistant to adversarial attacks. *arXiv preprint arXiv:1706.06083* (2017).
- [124] Sambit Mahapatra. 2018. Why Deep Learning over Traditional Machine Learning? <https://towardsdatascience.com/why-deep-learning-is-needed-over-traditional-machine-learning-1b6a99177063> 21 de março de 2019.
- [125] Saeed Mahloujifar, Dimitrios I Diochnos, and Mohammad Mahmoudy. 2019. The curse of concentration in robust learning: Evasion and poisoning attacks from concentration of measure. In *Proceedings of the AAAI Conference on Artificial Intelligence*, Vol. 33. 4536–4543.
- [126] Dongyu Meng and Hao Chen. 2017. Magnet: a two-pronged defense against adversarial examples. In *Proceedings of the 2017 ACM SIGSAC Conference on Computer and Communications Security*. ACM, 135–147.
- [127] Jan Hendrik Metzen, Tim Genewein, Volker Fischer, and Bastian Bischoff. 2017. On detecting adversarial perturbations. *arXiv preprint arXiv:1702.04267* (2017).
- [128] Jan Hendrik Metzen, Mummadi Chaithanya Kumar, Thomas Brox, and Volker Fischer. 2017. Universal adversarial perturbations against semantic image segmentation. *stat* 1050 (2017), 19.
- [129] Takeru Miyato, Andrew M Dai, and Ian Goodfellow. 2016. Adversarial training methods for semi-supervised text classification. *arXiv preprint arXiv:1605.07725* (2016).
- [130] Seyed-Mohsen Moosavi-Dezfooli, Alhussein Fawzi, Omar Fawzi, and Pascal Frossard. 2017. Universal adversarial perturbations. In *Proceedings of the IEEE conference on computer vision and pattern recognition*. 1765–1773.
- [131] Seyed-Mohsen Moosavi-Dezfooli, Alhussein Fawzi, Omar Fawzi, Pascal Frossard, and Stefano Soatto. 2017. Analysis of universal adversarial perturbations. In *IEEE Conference on Computer Vision and Pattern Recognition (CVPR)*. <https://doi.org/10.1109/CVPR.2017.17> arXiv:1705.09554
- [132] Seyed-Mohsen Moosavi-Dezfooli, Alhussein Fawzi, and Pascal Frossard. 2016. Deepfool: a simple and accurate method to fool deep neural networks. In *Proceedings of the IEEE Conference on Computer Vision and Pattern Recognition*. 2574–2582.
- [133] Seyed-Mohsen Moosavi-Dezfooli, Ashish Shrivastava, and Oncel Tuzel. 2018. Divide, denoise, and defend against adversarial attacks. *arXiv preprint arXiv:1802.06806* (2018).
- [134] Aamir Mustafa, Salman H. Khan, Munawar Hayat, Jianbing Shen, and Ling Shao. 2019. Image Super-Resolution as a Defense Against Adversarial Attacks. *CoRR* abs/1901.01677 (2019). arXiv:1901.01677 <http://arxiv.org/abs/1901.01677>
- [135] Taesik Na, Jong Hwan Ko, and Saibal Mukhopadhyay. 2017. Cascade adversarial machine learning regularized with a unified embedding. *arXiv preprint arXiv:1708.02582* (2017).
- [136] Nina Narodytska and Shiva Kasiviswanathan. 2017. Simple black-box adversarial attacks on deep neural networks. In *2017 IEEE Conference on Computer Vision and Pattern Recognition Workshops (CVPRW)*. IEEE, 1310–1318.

- [137] Yuval Netzer, Tao Wang, Adam Coates, Alessandro Bissacco, Bo Wu, and Andrew Y Ng. 2011. Reading digits in natural images with unsupervised feature learning. In *NIPS workshop on deep learning and unsupervised feature learning*, Vol. 2011. 5.
- [138] Anh Nguyen, Jason Yosinski, and Jeff Clune. 2015. Deep neural networks are easily fooled: High confidence predictions for unrecognizable images. *Proceedings of the IEEE Computer Society Conference on Computer Vision and Pattern Recognition* 07-12-June (2015), 427–436. <https://doi.org/10.1109/CVPR.2015.7298640> arXiv:1412.1897
- [139] Maria-Irina Nicolae, Mathieu Sinn, Minh Ngoc Tran, Ambrish Rawat, Martin Wistuba, Valentina Zantedeschi, Nathalie Baracaldo, Bryant Chen, Heiko Ludwig, Ian Molloy, and Ben Edwards. 2018. Adversarial Robustness Toolbox v0.3.0. CoRR 1807.01069 (2018). <https://arxiv.org/pdf/1807.01069>
- [140] Tianyu Pang, Chao Du, and Jun Zhu. 2017. Robust deep learning via reverse cross-entropy training and thresholding test. *arXiv preprint arXiv:1706.00633* 3 (2017).
- [141] Nicolas Papernot. 2018. A Marauder's Map of Security and Privacy in Machine Learning. *arXiv preprint arXiv:1811.01134* (2018).
- [142] Nicolas Papernot, Fartash Faghri, Nicholas Carlini, Ian Goodfellow, Reuben Feinman, Alexey Kurakin, Cihang Xie, Yash Sharma, Tom Brown, Aurko Roy, Alexander Matyasko, Vahid Behzadan, Karen Hambardzumyan, Zhishuai Zhang, Yi-Lin Juang, Zhi Li, Ryan Sheatsley, Abhibhav Garg, Jonathan Uesato, Willi Gierke, Yinpeng Dong, David Berthelot, Paul Hendricks, Jonas Rauber, and Rujun Long. 2018. cleverhans v2.1.0: an adversarial machine learning library. *arXiv preprint arXiv:1610.00768* (2018).
- [143] Nicolas Papernot and Patrick McDaniel. 2017. Extending Defensive Distillation. (may 2017). arXiv:1705.05264 <http://arxiv.org/abs/1705.05264>
- [144] Nicolas Papernot and Patrick McDaniel. 2018. Deep k-nearest neighbors: Towards confident, interpretable and robust deep learning. *arXiv preprint arXiv:1803.04765* (2018).
- [145] Nicolas Papernot, Patrick Mcdaniel, and Ian Goodfellow. 2016. Transferability in Machine Learning: from Phenomena to Black-Box Attacks using Adversarial Samples. (2016). arXiv:1605.07277 <https://arxiv.org/pdf/1605.07277.pdf>
- [146] Nicolas Papernot, Patrick McDaniel, Ian Goodfellow, Somesh Jha, Z. Berkay Celik, and Ananthram Swami. 2017. Practical Black-Box Attacks against Machine Learning. In *ACM Asia Conference on Computer and Communications Security (ASLACCS)*. 506–519. <https://doi.org/10.1145/3052973.3053009> arXiv:1602.02697
- [147] Nicolas Papernot, Patrick McDaniel, Somesh Jha, Matt Fredrikson, Z Berkay Celik, and Ananthram Swami. 2016. The limitations of deep learning in adversarial settings. In *Security and Privacy (EuroS&P), 2016 IEEE European Symposium on. IEEE*, 372–387.
- [148] Nicolas Papernot, Patrick McDaniel, Xi Wu, Somesh Jha, and Ananthram Swami. 2016. Distillation as a Defense to Adversarial Perturbations Against Deep Neural Networks. In *Proceedings - 2016 IEEE Symposium on Security and Privacy, SP 2016*. 582–597. <https://doi.org/10.1109/SP.2016.41> arXiv:1511.04508
- [149] Aaditya Prakash, Nick Moran, Solomon Garber, Antonella DiLillo, and James Storer. 2018. Deflecting adversarial attacks with pixel deflection. In *Proceedings of the IEEE conference on computer vision and pattern recognition*. 8571–8580.
- [150] Rajeev Ranjan, Swami Sankaranarayanan, Carlos D Castillo, and Rama Chellappa. 2017. Improving network robustness against adversarial attacks with compact convolution. *arXiv preprint arXiv:1712.00699* (2017).
- [151] Jonas Rauber, Wieland Brendel, and Matthias Bethge. 2017. Foolbox: A Python toolbox to benchmark the robustness of machine learning models. *arXiv preprint arXiv:1707.04131* (2017). arXiv:1707.04131 <http://arxiv.org/abs/1707.04131>
- [152] Andras Rozsa, Ethan M Rudd, and Terrance E Boulton. 2016. Adversarial diversity and hard positive generation. In *Proceedings of the IEEE Conference on Computer Vision and Pattern Recognition Workshops*. 25–32.
- [153] Yibin Ruan and Jiazhu Dai. 2018. TwinNet: A Double Sub-Network Framework for Detecting Universal Adversarial Perturbations. *Future Internet* 10, 3 (2018), 26.
- [154] Olga Russakovsky, Jia Deng, Hao Su, Jonathan Krause, Sanjeev Satheesh, Sean Ma, Zhiheng Huang, Andrej Karpathy, Aditya Khosla, Michael Bernstein, Alexander C. Berg, and Li Fei-Fei. 2015. ImageNet Large Scale Visual Recognition Challenge. *International Journal of Computer Vision (IJCV)* 115, 3 (2015), 211–252. <https://doi.org/10.1007/s11263-015-0816-y>
- [155] Pouya Samangouei, Maya Kabkab, and Rama Chellappa. 2018. Defense-gan: Protecting classifiers against adversarial attacks using generative models. *arXiv preprint arXiv:1805.06605* (2018).
- [156] Sayantan Sarkar, Ankan Bansal, Upal Mahbub, and Rama Chellappa. 2017. UPSET and ANGRI: breaking high performance image classifiers. *arXiv preprint arXiv:1707.01159* (2017).
- [157] Jürgen Schmidhuber. 2015. Deep learning in neural networks: An overview. *Neural networks* 61 (2015), 85–117.
- [158] Ludwig Schmidt, Shibani Santurkar, Dimitris Tsipras, Kunal Talwar, and Aleksander Madry. 2018. Adversarially robust generalization requires more data. In *Advances in Neural Information Processing Systems*. 5014–5026.
- [159] Sailik Sengupta, Tathagata Chakraborti, and Subbarao Kambhampati. 2017. MTDeep: Securing Deep Neural Nets against Adversarial Attacks with Moving Target Defense. *arXiv preprint arXiv:1705.07213* (2017). <http://arxiv.org/>

- abs/1705.07213
- [160] Ali Shafahi, W Ronny Huang, Christoph Studer, Soheil Feizi, and Tom Goldstein. 2018. Are adversarial examples inevitable? *arXiv preprint arXiv:1809.02104* (2018).
 - [161] S Shen, G Jin, K Gao, and Y Zhang. 2017. APE-GAN: Adversarial Perturbation Elimination with GAN, *arXiv preprint arXiv:1707.05474* (2017).
 - [162] David Silver, Thomas Hubert, Julian Schrittwieser, Ioannis Antonoglou, Matthew Lai, Arthur Guez, Marc Lanctot, Laurent Sifre, Dhharshan Kumaran, Thore Graepel, Timothy Lillicrap, Karen Simonyan, and Demis Hassabis. 2018. A general reinforcement learning algorithm that masters chess, shogi, and Go through self-play. *Science* 362, 6419 (2018), 1140–1144. <https://doi.org/10.1126/science.aar6404> *arXiv:https://science.sciencemag.org/content/362/6419/1140.full.pdf*
 - [163] Karen Simonyan and Andrew Zisserman. 2014. Very deep convolutional networks for large-scale image recognition. *arXiv preprint arXiv:1409.1556* (2014).
 - [164] Aman Sinha, Hongseok Namkoong, and John Duchi. 2017. Certifying some distributional robustness with principled adversarial training. *arXiv preprint arXiv:1710.10571* (2017).
 - [165] Chawin Sitawarin and David Wagner. 2019. On the Robustness of Deep K-Nearest Neighbors. *arXiv preprint arXiv:1903.08333* (2019).
 - [166] Yang Song, Taesup Kim, Sebastian Nowozin, Stefano Ermon, and Nate Kushman. 2017. Pixeldefend: Leveraging generative models to understand and defend against adversarial examples. *arXiv preprint arXiv:1710.10766* (2017).
 - [167] Vignesh Srinivasan, Arturo Marban, Klaus-Robert Müller, Wojciech Samek, and Shinichi Nakajima. 2018. Counterstrike: Defending deep learning architectures against adversarial samples by langevin dynamics with supervised denoising autoencoder. *arXiv preprint arXiv:1805.12017* (2018).
 - [168] Shriansh Srivastava, J Priyadarshini, Sachin Gopal, Sanchay Gupta, and Har Shobhit Dayal. 2019. Optical Character Recognition on Bank Cheques Using 2D Convolution Neural Network. In *Applications of Artificial Intelligence Techniques in Engineering*. Springer, 589–596.
 - [169] Johannes Stallkamp, Marc Schlipsing, Jan Salmen, and Christian Igel. 2012. Man vs. computer: Benchmarking machine learning algorithms for traffic sign recognition. *Neural networks* 32 (2012), 323–332.
 - [170] Thilo Strauss, Markus Hanselmann, Andrej Junginger, and Holger Ulmer. 2017. Ensemble methods as a defense to adversarial perturbations against deep neural networks. *arXiv preprint arXiv:1709.03423* (2017).
 - [171] Jiawei Su, Danilo Vasconcellos Vargas, and Kouichi Sakurai. 2019. One pixel attack for fooling deep neural networks. *IEEE Transactions on Evolutionary Computation* (2019).
 - [172] Joshua Susskind, Adam Anderson, and Geoffrey E Hinton. 2010. The Toronto Face Dataset. *U. Toronto, Tech. Rep. UTM TR 1* (2010), 2010.
 - [173] Christian Szegedy, Wei Liu, Yangqing Jia, Pierre Sermanet, Scott Reed, Dragomir Anguelov, Dumitru Erhan, Vincent Vanhoucke, and Andrew Rabinovich. 2015. Going deeper with convolutions. (2015), 1–9.
 - [174] Christian Szegedy, Vincent Vanhoucke, Sergey Ioffe, Jonathon Shlens, and Zbigniew Wojna. 2015. Rethinking the Inception Architecture for Computer Vision. In *Proceedings of the IEEE Conference on Computer Vision and Pattern Recognition*. 2818–2826. *arXiv:1512.00567* <http://arxiv.org/abs/1512.00567>
 - [175] Christian Szegedy, Wojciech Zaremba, Ilya Sutskever, Joan Bruna, Dumitru Erhan, Ian Goodfellow, and Rob Fergus. 2013. Intriguing properties of neural networks. In *International Conference on Learning Representations*. 1–10. *arXiv:1312.6199* <http://arxiv.org/abs/1312.6199>
 - [176] Pedro Tabacof and Eduardo Valle. 2016. Exploring the space of adversarial images. In *2016 International Joint Conference on Neural Networks (IJCNN)*. IEEE, 426–433.
 - [177] Thomas Tanay and Lewis Griffin. 2016. A boundary tilting perspective on the phenomenon of adversarial examples. *arXiv preprint arXiv:1608.07690* (2016).
 - [178] Simen Thys, Wiebe Van Ranst, and Toon Goedemé. 2019. Fooling automated surveillance cameras: adversarial patches to attack person detection. In *Proceedings of the IEEE Conference on Computer Vision and Pattern Recognition Workshops*. 0–0.
 - [179] Ruben Tolosana, Ruben Vera-Rodriguez, Julian Fierrez, and Javier Ortega-Garcia. 2018. Exploring recurrent neural networks for on-line handwritten signature biometrics. *IEEE Access* 6, 5128–5138 (2018), 1–7.
 - [180] Florian Tramèr, Alexey Kurakin, Nicolas Papernot, Dan Boneh, and Patrick McDaniel. 2017. Ensemble Adversarial Training: Attacks and Defenses. (2017), 1–15. *arXiv:1705.07204* <http://arxiv.org/abs/1705.07204>
 - [181] Florian Tramèr, Nicolas Papernot, Ian Goodfellow, Dan Boneh, and Patrick McDaniel. 2017. The space of transferable adversarial examples. *arXiv preprint arXiv:1704.03453* (2017).
 - [182] Chun-Chen Tu, Paishun Ting, Pin-Yu Chen, Sijia Liu, Huan Zhang, Jinfeng Yi, Cho-Jui Hsieh, and Shin-Ming Cheng. 2019. Autozoom: Autoencoder-based zeroth order optimization method for attacking black-box neural networks. In *Proceedings of the AAAI Conference on Artificial Intelligence*, Vol. 33. 742–749.
 - [183] Jonathan Uesato, Brendan O'Donoghue, Aaron van den Oord, and Pushmeet Kohli. 2018. Adversarial risk and the dangers of evaluating against weak attacks. *arXiv preprint arXiv:1802.05666* (2018).

- [184] Yevgeniy Vorobeychik and Murat Kantarcioglu. 2018. Adversarial machine learning. *Synthesis Lectures on Artificial Intelligence and Machine Learning* 12, 3 (2018), 1–169.
- [185] Gang Wang, Tianyi Wang, Haitao Zheng, and Ben Y Zhao. 2014. Man vs. machine: Practical adversarial detection of malicious crowdsourcing workers. In *23rd {USENIX} Security Symposium ({USENIX} Security 14)*. 239–254.
- [186] Jianyu Wang and Haichao Zhang. 2019. Bilateral adversarial training: Towards fast training of more robust models against adversarial attacks. In *Proceedings of the IEEE International Conference on Computer Vision*. 6629–6638.
- [187] Rey Reza Wiyatno, Anqi Xu, Ousmane Dia, and Archy de Berker. 2019. Adversarial Examples in Modern Machine Learning: A Review. *arXiv preprint arXiv:1911.05268* (2019).
- [188] Chaowei Xiao, Bo Li, Jun-Yan Zhu, Warren He, Mingyan Liu, and Dawn Song. 2018. Generating adversarial examples with adversarial networks. *arXiv preprint arXiv:1801.02610* (2018).
- [189] Chaowei Xiao, Jun-Yan Zhu, Bo Li, Warren He, Mingyan Liu, and Dawn Song. 2018. Spatially transformed adversarial examples. *arXiv preprint arXiv:1801.02612* (2018).
- [190] Huang Xiao. 2017. *Adversarial and Secure Machine Learning*. Ph.D. Dissertation. Universität München. <https://mediatum.ub.tum.de/1335448> 04 de fevereiro de 2019.
- [191] Cihang Xie, Jianyu Wang, Zhishuai Zhang, Zhou Ren, and Alan Yuille. 2017. Mitigating adversarial effects through randomization. *arXiv preprint arXiv:1711.01991* (2017).
- [192] Cihang Xie, Jianyu Wang, Zhishuai Zhang, Yuyin Zhou, Lingxi Xie, and Alan Yuille. 2017. Adversarial examples for semantic segmentation and object detection. In *Proceedings of the IEEE International Conference on Computer Vision*. 1369–1378.
- [193] Cihang Xie, Yuxin Wu, Laurens van der Maaten, Alan L. Yuille, and Kaiming He. 2019. Feature Denoising for Improving Adversarial Robustness. In *The IEEE Conference on Computer Vision and Pattern Recognition (CVPR)*.
- [194] Boyan Xu, Ruichu Cai, Zhenjie Zhang, Xiaoyan Yang, Zhifeng Hao, Zijian Li, and Zhihao Liang. 2019. NADAQ: Natural Language Database Querying based on Deep Learning. *IEEE Access* (2019).
- [195] Weilin Xu, David Evans, and Yanjun Qi. 2018. Feature Squeezing: Detecting adversarial examples in deep neural networks. *Network and Distributed Systems Security Symposium (NDSS) 2018* (2018). <https://doi.org/10.14722/ndss.2018.23198>
- [196] Ziang Yan, Yiwen Guo, and Changshui Zhang. 2018. Deep Defense: Training DNNs with improved adversarial robustness. In *Advances in Neural Information Processing Systems*. 419–428.
- [197] Yuzhe Yang, Guo Zhang, Dina Katabi, and Zhi Xu. 2019. ME-Net: Towards Effective Adversarial Robustness with Matrix Estimation. *arXiv preprint arXiv:1905.11971* (2019).
- [198] Xiaoyong Yuan, Pan He, Qile Zhu, and Xiaolin Li. 2019. Adversarial examples: Attacks and defenses for deep learning. *IEEE transactions on neural networks and learning systems* (2019).
- [199] X. Yuan, C. Li, and X. Li. 2017. DeepDefense: Identifying DDoS Attack via Deep Learning. In *2017 IEEE International Conference on Smart Computing (SMARTCOMP)*. 1–8. <https://doi.org/10.1109/SMARTCOMP.2017.7946998>
- [200] Valentina Zantedeschi, Maria-Irina Nicolae, and Ambrish Rawat. 2017. Efficient defenses against adversarial attacks. In *Proceedings of the 10th ACM Workshop on Artificial Intelligence and Security*. ACM, 39–49.
- [201] Matthew D Zeiler and Rob Fergus. 2014. Visualizing and understanding convolutional networks. In *European conference on computer vision*. Springer, 818–833.
- [202] Zhihao Zheng and Pengyu Hong. 2018. Robust detection of adversarial attacks by modeling the intrinsic properties of deep neural networks. In *Advances in Neural Information Processing Systems*. 7913–7922.
- [203] Jun-Yan Zhu, Taesung Park, Phillip Isola, and Alexei A Efros. 2017. Unpaired image-to-image translation using cycle-consistent adversarial networks. *arXiv preprint arXiv:1703.10593* (2017).

A OTHER TASKS IN ADVERSARIAL MACHINE LEARNING FOR COMPUTER VISION

Besides Image Classification, Adversarial Machine Learning also takes part in various other tasks of Computer Vision. Among the mainstream options, two tasks in specific are widely approached in papers: (i) *Object Detection* and (ii) *Semantic Segmentation*. Object Detection tasks aim to identify semantic objects in input images by surrounding each of them usually by drawing a rectangle, also known as *bounding box*, around the detected objects. In turn, Semantic Segmentation aims to represent an image into something more meaningful and easier to analyze by assigning a label for each pixel in the input image which shares similar characteristics [58]. Table 3 references for interested readers some related works in Adversarial Machine Learning towards Object Detection and Semantic Segmentation.

Table 3. Relevant works on Adversarial Machine Learning for Object Detection and Image Segmentation tasks.

Work and Reference	Task*
Xie et al. [192]	OBJ, SGS
Metzen et al. [128]	SGS
Moosavi-Dezfooli et al. [130]	SGS
Fischer et al. [55]	SGS
Lu et al. [119]	OBJ
Chen et al. [32]	OBJ
Thys et al. [178]	OBJ

* OBJ: *Object Detection*; SGS: *Semantic Segmentation*.

B STANDARD DATASETS IN COMPUTER VISION

Datasets are important tools for evaluating Deep Learning algorithms. In the field of Adversarial Machine Learning and Computer Vision, some most used datasets are summarized by Table 4.

Table 4. Popular Datasets in Adversarial Machine Learning for Computer Vision

Name and Reference	Main Task*	Year	Classes	Images' Resolution	Training Samples	Validation Samples	Testing Samples	Total of Images
MNIST [102]	ICR	1998	10	28x28x1	60,000	N/A	10,000	70,000
CIFAR-10 [95]	ICR	2009	10	32x32x3	50,000	N/A	10,000	60,000
CIFAR-100 [95]	ICR	2009	100	32x32x3	50,000	N/A	10,000	60,000
SVHN [137]	ICR / OBJ	2011	10	32x32x3	73,257	531,131	26,032	630,420
GTSRB [169]	ICR / OBJ	2012	43	[15x15x3, 250x250x3]	34,799	4,410	12,630	51,839
ImageNet [154]	ICR / OBJ	2015	1,000	482x415x3 (average)	N/A	N/A	N/A	14,197,122
CelebA [117]	ICR / OBJ	2015	10,177	218x178x3	162,770	19,867	19,962	202,599
VOC2012 [49]	ICR / OBJ / SGS	2012	20	469x387x3 (average)	5,717	5,823	10,991	22,531
MS-COCO [108]	OBJ / SGS	2014	171	640x480x3	165,482	81,208	81,434	328,124
STL-10 [36]	ICR	2011	10	96x96x3	5,000	100,000 (unlabeled)	8,000	113,000
Toronto Faces Dataset [172]	ICR / OBJ	2010	7	32x32x3	2,925	98,058 (unlabeled)	418	101,401

* ICR: *Image Classification and Recognition*; OBJ: *Object Detection*; SGS: *Semantic Segmentation*; N/A: *Not Available*.