

Vapur: A Search Engine to Find Related Protein - Compound Pairs in COVID-19 Literature

Abdullatif Köksal

Computer Engineering,
Boğaziçi University, Turkey

abdullatif.koksal@boun.edu.tr

Hilal Dönmez

Computer Engineering,
Boğaziçi University, Turkey

hilal.donmez@boun.edu.tr

Rıza Özçelik

Computer Engineering,
Boğaziçi University, Turkey

riza.ozcelik@boun.edu.tr

Elif Ozkirimli

Chemical Engineering,
Bogazici University, Turkey
Data and Analytics Chapter,

F. Hoffmann-La Roche AG, Switzerland

elif.ozkirimli@roche.com

Arzucan Özgür

Computer Engineering,
Boğaziçi University, Turkey

arzucan.ozgur@boun.edu.tr

Abstract

Coronavirus Disease of 2019 (COVID-19) created dire consequences globally and triggered an intense scientific effort from different domains. The resulting publications created a huge text collection in which finding the studies related to a biomolecule of interest is challenging for general purpose search engines because the publications are rich in domain specific terminology. Here, we present Vapur: an online COVID-19 search engine specifically designed to find related protein - chemical pairs. Vapur is empowered with a relation-oriented inverted index that is able to retrieve and group studies for a query biomolecule with respect to its related entities. The inverted index of Vapur is automatically created with a BioNLP pipeline and integrated with an online user interface. The online interface is designed for the smooth traversal of the current literature by domain researchers and is publicly available at <https://tabilab.cmpe.boun.edu.tr/vapur/>.

1 Introduction

Coronavirus Disease of 2019 (COVID-19) outbreak had severe impacts on human health all around the world since December 2019, but also triggered an exceptional amount of scientific work. As of September 2020, PubMed recorded over 45K articles (Chen et al., 2020) related to COVID-19 since its inception, including works on diagnosis (Dorche et al., 2020), drug repurposing (Gao et al., 2020), and text-mining (Tarasova et al., 2020). As the body of literature keeps growing in the form of unstructured text, it also becomes more and more challenging for researchers to find the relevant information they need. Furthermore, the publications include domain-specific named entities and

relations that challenge the general-purpose search engines. Therefore, it is of critical importance to build a search engine that can find relevant documents in this terminology-rich and domain-specific literature.

Biomedical named entity recognition (NER) and relation extraction can be utilized to semantically structure publications around the biochemically related entities. When named entities and their relations are extracted, a document can be expressed as a set of triplets of the form $(Entity_1, Entity_2, Relation)$. This formulation can be converted to an inverted index from the related entities to the publications in order to enable retrieving relevant documents to a query by entity and relation matching. If the same entities are referenced with different words (e.g. ACE2, Angiotensin-converting enzyme 2, Q9BYF1), named entity normalization can be used to identify different mentions of the same entity. Enhanced with named entity normalization, the inverted index can retrieve the documents that contain biochemical relations of a free-text query, as grouped by the related biomolecules.

In this work, we present Vapur, an online search engine to find related protein - compound pairs in the COVID-19 anthology. Vapur is empowered with a biochemical relation-based inverted index that is created through named entity recognition, named entity normalization, and relation extraction on COVID-19 abstracts (Wang et al., 2020a). Thanks to the underlying biochemical domain-specific tools and relation extraction model, Vapur identifies biochemically related entities to a free-text query and retrieves the publications that mention the relation. The design of Vapur offers a novel approach to explore COVID-19 literature with a fo-

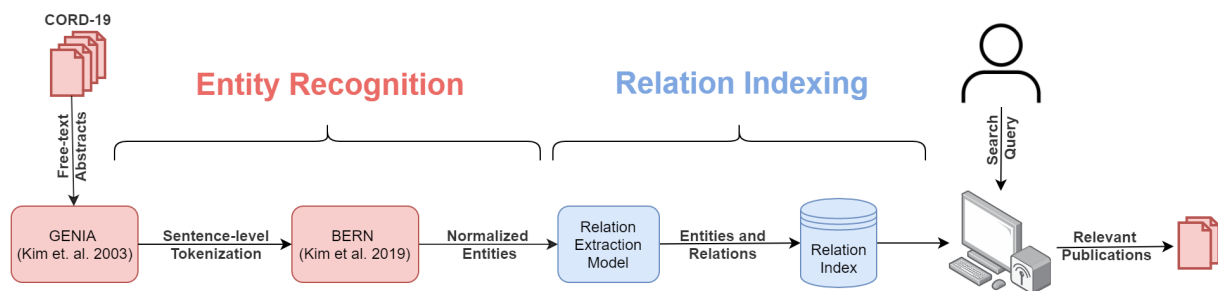


Figure 1: The workflow of the pipeline behind Vapur. We first split CORD-19 abstracts to sentences and use BERN to detect and normalize the entities in the text. We then identify the biochemical relations with the relation extraction model that we trained and reform the output as an inverted index of relations. Vapur leverages this inverted index to retrieve relevant publications to the query as categorized by related entities.

cus on biomolecules and their relations. We present Vapur at <https://tabilab.cmpe.boun.edu.tr/vapur/> and publicly share the code and models at <https://github.com/boun-tabi/vapur>.

2 Related Work

Keeping up to date with the growing body of biomedical literature is a big challenge and almost a kind of magic in scientific research. Efforts such as ChemProt (Krallinger et al., 2017) aim to promote research in this direction by presenting PubMed abstracts in which proteins, chemicals, and their relations are manually labeled. Liu et al., 2018 and Lim and Kang, 2018 developed sequential models for chemical and protein relation extraction on ChemProt, while Peng et al., 2018 used an ensemble of deep models with SVM. However, all these models depend on the named entities to be recognized beforehand.

Named entity recognition and normalization are widely studied topics in biomedical text mining to extract and link entities. Conditional Random Fields (CRF) was a popular approach in early biomedical NER studies (Leaman et al., 2015; Wei et al., 2015, 2018) and with the rise of deep learning, sequential models were also integrated (Sachan et al., 2018). Recently, transformers-based NER models attracted more attention, including BERN (Kim et al., 2019), which is a state-of-the-art biomedical named entity recognition and normalization tool that uses BioBERT (Lee et al., 2020b) to identify and normalize the entities in a sentence. BERN is adopted by recent general-domain biomedical text mining studies (Jang et al., 2019) as well as a model to answer COVID-19 related questions based on CORD-19 (Lee et al., 2020a).

CORD-19 (Wang et al., 2020a) is a data set comprising scientific publications related to COVID-19 and it has provided a valuable resource for text mining studies (Su et al., 2020; Esteva et al., 2020; Wang et al., 2020b), including COVID-19 specific search engine development such as SemViz (Tu et al., 2020) and KD-COVID¹.

SemViz aims to present subtle relations between entities by semantic visualization of a CORD-19 based knowledge-graph. KD-COVID, on the other hand, identifies the most similar sentence in CORD-19 to a query and retrieves the corresponding publication. KD-COVID also provides links to large protein, disease, and protein-disease relation databases. Vapur is different from these approaches, since it is based on an inverted index from biochemically related entities to publications. While most other systems depend on existing knowledge bases to provide information about related entities, Vapur uses NLP techniques to automatically extract the most up-to-date information from the scientific literature.

3 Vapur

3.1 System Description

Vapur is an online search engine with a focus on finding related proteins and chemicals in the COVID-19 literature. Vapur is able to retrieve relevant documents to a query as categorized by the biochemically related entities thanks to its relation-oriented inverted index. In order to obtain the index, Vapur first identifies and normalizes the named entities in CORD-19 abstracts using a pre-trained model, BERN (Kim et al., 2019). Afterward, Vapur determines if the entity pairs in the same sentence are related to each other by the binary relation ex-

¹<http://kdcovid.nl/about.html>

traction model we trained on the ChemProt data set (Krallinger et al., 2017). The result of the relation extraction model is a list of related entities for each abstract. This list is then used to construct the inverted index that represents biochemical relations as entity pairs and maps each relation to the documents in which the relation was mentioned. Vapur is publicly available at <https://tabilab.cmpe.boun.edu.tr/vapur/> and Figure 1 illustrates its workflow.

Vapur represents the entities as equivalence classes learned from the named entity recognition and normalization steps. For instance, “Interleukin-1b” is the member of the class {interleukin-1b, IL-1beta, IL1B, HGNC:5992, ..., BERN:323737602} in the index and Vapur retrieves related entities and relevant documents with a mention “Interleukin-1b” even if the query is “IL1B”. The equivalence classes cover a wide range of mention types from free-text to chemical IDs and enable a flexible search experience for the search terms.

Vapur represents each entity mention as a string and adopts a 3-gram based matching algorithm to search the queried entity in its index. Given a query, Vapur first creates a multi-set of all 3-grams of the query and computes the similarity of this set to all 3-gram multi-sets of the mentions in the index, which are pre-computed. Vapur measures the similarity of the query to a mention by generalized Jaccard similarity:

$$J(Q, M) = \frac{\sum_i \min(Q_i, M_i)}{\sum_i \max(Q_i, M_i)}$$

where Q and M are query and mention vectors that store the count of each 3-gram. Generalized Jaccard similarity makes Vapur more robust in retrieving results for typos in a query.

When the related entities and their abstracts are retrieved, Vapur ranks the related entities by the number of times they are co-mentioned with the queried entity. Each entity is displayed with its most frequent mention alongside the links to the papers.

We also interpret the relation-oriented index of Vapur as a graph to find similar entities to the query that cannot be trivially inferred from the inverted index. We construct a graph from the index such that the nodes represent biomolecules and the edges denote biochemical relations. The resulting graph satisfies the bipartiteness property, since we identify the relations only between the proteins and

Graph Property	Statistic
# Nodes (Entities)	12384
# Chemical Nodes	5018
# Protein Nodes	7366
# Edges (Relations)	17657
# Connected Components	807
# Nodes in the Largest Component	10194
# Edges in the Largest Component	16226
# Diameter of the Largest Component	18

Table 1: Summary statistics for the bipartite graph of the inverted index. We observe that number of chemicals and proteins are comparable to each other and the number of relations is close to the number of nodes, indicating the sparsity. In addition, the graph is formed of 807 connected components but the largest one is significantly larger than the others.

chemicals during binary relation extraction. Table 1 demonstrates the summary statistics of this bipartite graph computed via networkx (Hagberg et al., 2008).

We leverage the bipartite graph structure to identify similar biomolecules of the same type. We use SimRank (Jeh and Widom, 2002) to compute pairwise node similarity and list the five entities most similar to the query, in addition to the search results. Our goal is to allow researchers to explore information in the literature not only for the query, but also for entities similar to the query.

3.2 Use Case Scenario

We consulted with domain experts to build scenarios in which Vapur can help researchers. We present a use case that highlights how the relation-based index of Vapur and the similar entity prediction can extend the scope of a research. We illustrate the scenario in Figure 2.

Relation between Favipiravir and RdRp: A medicinal chemist working on COVID-19 drug development is interested in “Favipiravir”, one of the drugs clinically used in COVID-19 therapy. She searches Favipiravir on Vapur and the results highlight RNA-dependent RNA polymerase (RdRp) enzyme as the most frequently co-mentioned protein that is identified by Vapur as being related to Favipiravir. Vapur displays sentences from the publications stating that Favipiravir inhibits RdRp and also proposes “Examorelin” as a contextually similar molecule to Favipiravir. The researcher decides to extend her research to Examorelin, another drug

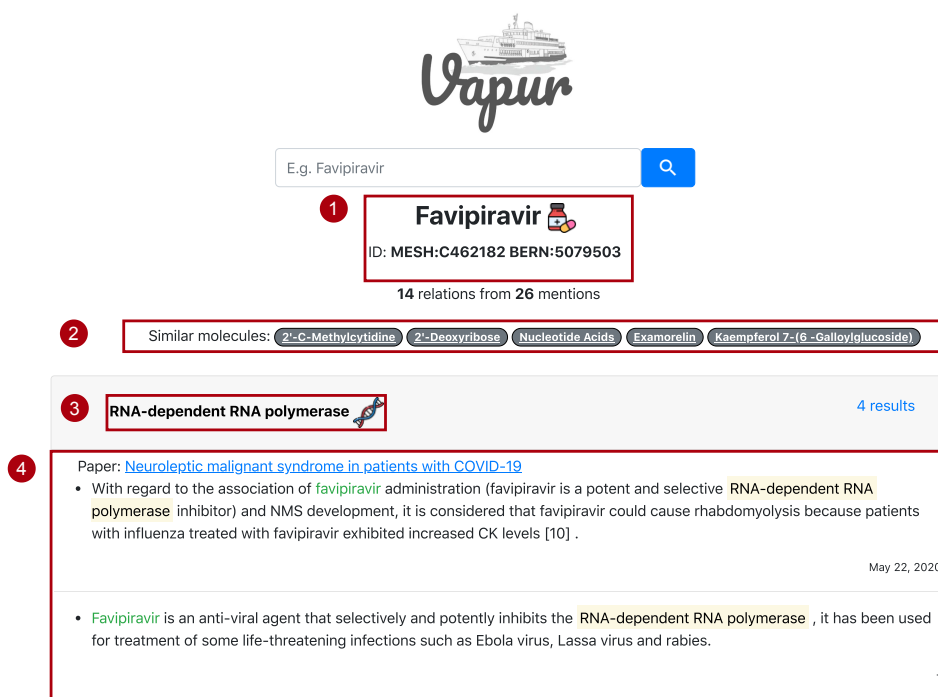


Figure 2: A search scenario on Vapur. When *Favipiravir* is entered as the query, Vapur shows the query and its unique ids in 1. It lists contextually similar biomolecules to Favipiravir in 2. It displays related biomolecules found by the relation extraction model in 3. For example, the first result is RNA-dependent RNA polymerase for Favipiravir query. Finally, it shows sentences in related papers to provide information about the relations as in 4.

known to bind RdRp.

4 Methods

4.1 Data sets

CORD-19 We create a relation-oriented search engine for CORD-19 abstracts. CORD-19 is a regularly updated data set that contains studies related to COVID-19 and SARS-CoV-2. We use the CORD-19 snapshot of August 23, 2020, that contains $\approx 233K$ documents for which $\approx 143K$ unique abstracts are provided. Vapur indexes these abstracts, but is also able to return the linked full-paper.

ChemProt We trained a binary relation extraction model using the ChemProt data set (Krallinger et al., 2017), a curation of PubMed abstracts whose entities and relations are manually annotated. ChemProt consists of 2432 abstract, 62,147 entity, and 45,171 relation files. An abstract file contains a PubMed abstract ID and its text, whereas an entity file lists the chemicals and proteins in the linked abstract. Last, a relation file reports the relation type between entity pairs in the same sentence whose relation types can be inferred from the sentence.

The relations in ChemProt are categorized into

11 categories, where the first 10 categories (CPR:0 to CPR:9) denote various types of biochemical relations, while the last category (CPR:10) is reserved for “not relation” (i.e., the sentence explicitly states that there is no relation between the specified pair of entities). In this work, we focus on binary relation extraction, where we aim to determine whether a sentence states that there is a relation between the specified two entities or not. Therefore, we consider the entity pairs in the first 10 categories as positive samples. We treat the CPR:10 and the “Other” categories as the negative class, since the sentences for these two categories do not state that there is a relation between the corresponding pair of entities. We describe each relation type and report their instance counts in the ChemProt data set in Table 2. We also provide summary statistics for ChemProt in Table 3.

4.2 Named Entity Recognition and Normalization

We used BERN (Kim et al., 2019), a neural NER architecture with an integrated normalizer that can perform in a multi-type setting, to identify and normalize the entities in CORD-19 abstracts. BERN is an ensemble of existing tools and models (Wei

Relation ID	Description	Train Count	Dev Count	Test Count	Binary Label
CPR:0	<i>No description provided by ChemProt</i>	1	2	0	1
CPR:1	Part of	308	153	215	1
CPR:2	Regulator / Direct Regulator / Indirect regulator	1652	780	1743	1
CPR:3	Upregulator / Activator/ Indirect upregulator	777	552	667	1
CPR:4	Downregulator / Inhibitor / Indirect Downregulator	2260	1103	1667	1
CPR:5	Agonist / Agonist activator / Agonist inhibitor	173	116	198	1
CPR:6	Antagonist	235	199	293	1
CPR:7	Modulator / Modulator Activator / Modulator inhibitor	29	19	25	1
CPR:8	Cofactor	34	2	25	1
CPR:9	Substrate / Product of / Substrate product of	727	457	644	1
CPR:10	Not relation	241	175	267	0
<i>Other</i>	<i>No relation information between entities in this context</i>	11664	7780	9987	0
Total		18101	11338	15731	

Table 2: Chemical - Protein Relations (CPR) in ChemProt. The entity pairs are annotated with 11 different relation types in ChemProt and we refer to pairs whose relation information cannot be inferred from the context as *Other*. We report the instance count of each category and specify the label we assign to each category for binary relation extraction.

Statistics	Train	Dev	Test
# documents	1020	612	800
# relations	18046	11294	15712
# entities	25752	15567	20828
# chemical mentions	13017	8004	10810
# unique chemical entities	3710	2517	3442
# protein mentions	12735	7563	10018
# unique protein entities	4610	3018	3757
# duplicate relations	98	86	158
# positive labels	6143	3339	5459
# negative labels	11903	7955	10253

Table 3: ChemProt summary statistics. We split abstracts to sentences via GENIA (Kim et al., 2003) and compute the statistics accordingly and therefore some relations in ChemProt that are not in a sentence are filtered out. We refer to relations in the same sentence with the same protein, chemical and relation type as duplicate relations and consider them only once during training. We observe that the number of mentions is considerably higher than the number of unique entities for both proteins and chemicals, emphasizing the need for normalization. In addition, negative entity pairs are significantly more frequent than the positive ones, but their distribution across the training, development, and test folds is similar.

et al., 2015; Leaman et al., 2015; D’Souza and Ng, 2015; Wei et al., 2016, 2018; Lee et al., 2020b) and outputs a set of IDs for each recognized entity, given a sentence.

In this study, we first tokenized the abstracts with GENIA (Kim et al., 2003) and identified 1.23M sentences. We used BERN to extract named entities and their IDs in these sentences and recognized 1.58M entities in total, in which 171K are chemicals, 318K are proteins, and others are diseases and species. With normalization, we computed the number of unique chemicals and proteins as 20K and 70K, respectively.

4.3 Relation Extraction

We propose a BioBERT-based model to identify related entities in CORD-19 abstracts. To this end, we first preprocessed the sentences to explicitly encode the entities in the input and then fine-tuned BioBERT with the preprocessed sentences in ChemProt. We used the binary labels in Section 4.1 as outputs.

Preprocessing We surrounded the named entities in the sentences with opening and closing tags to mark their location. We tagged chemicals with `<e1>` and `</e1>` and proteins with `<e2>` and `</e2>` to encode entity type and location during training. When a sentence had multiple chemical - protein pairs, we considered each pair separately

Raw Sentence	EGFR inhibitors currently under investigation include the small molecules gefitinib and erlotinib.
Preprocessed Form I	<e2>EGFR</e2> inhibitors currently under investigation include the small molecules <e1>gefitinib</e1> and erlotinib.
Preprocessed Form II	<e2>EGFR</e2> inhibitors currently under investigation include the small molecules gefitinib and <e1>erlotinib</e1>.

Table 4: An example of preprocessing. The raw sentence contains two chemicals (*gefitinib*, *erlotinib*) and one protein (EGFR), creating two protein - chemical pairs. Thus, we create two different forms of the sentence to encode each protein - chemical pair separately. We use <e1> and <e2> tags to enclose chemicals and proteins, respectively.

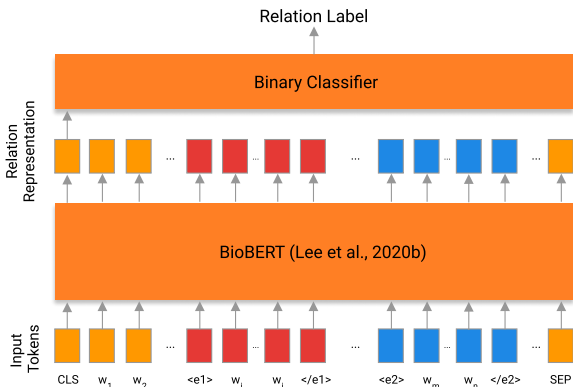


Figure 3: Relation Extraction Model. Our model is composed of a BioBERT and a binary classification layer. We tokenize the input sentences by BioBERT tokenizer and enclose the biochemical entities with special tags (<e1> and <e2>). BioBERT uses special tokens: *CLS* and *SEP* tags for fixed length-representation and sentence separation, respectively. We use BioBERT output of *CLS* token to train our binary classifier.

and created copies of the sentence with different tags. Table 4 provides an example of input and its two preprocessed forms.

Model We trained a binary model that decides if two entities in the same sentence are biochemically related. The goal of training a binary model instead of a multi-class one is to identify biochemical relations beyond the classes in ChemProt. By formulating the problem as binary classification, we can potentially identify the biochemically related molecules in CORD-19, whose biochemical relation type cannot be categorized under any of the ChemProt classes.

We used BioBERT with the addition of a single-layer binary log-softmax classifier and trained the classifier with the inputs and outputs from the previous step using the cross-entropy loss. BioBERT creates a fixed-length relation representation for the

starting tag *CLS* and we used this representation to vectorize the sentences. Figure 3 illustrates our relation extraction model.

Experimental setup We conducted a hyper-parameter search with different optimizers, learning rates, and weight decays. We trained a model 10 times per parameter combination and selected the best one based on the F-score on the development set. We found that the AdamW optimizer with a 0.00003 learning rate and 0.1 weight decay yields the best results. We selected the best setting for relation extraction and computed mean precision, recall, and F1-score as well as the standard deviation on the ChemProt development (dev) and test sets.

5 Results and Discussion

In order to assess the performance of Vapur, we evaluated the performance of its components both as separate modules and together as an end-to-end pipeline. Since BERN, the named entity recognition and normalization module, has already been shown to be successful (Kim et al., 2019), we focus on automatic evaluation of the relation extraction model and expert evaluation of Vapur in this work.

5.1 Relation Extraction Model

We built the relation extraction model by fine-tuning a binary classifier on BioBERT and then computed precision, recall, and F1-Score on the dev and test sets of ChemProt. We also fine-tuned the same classifier using English BERT based model and report the results in Table 5.

Table 5 demonstrates that BioBERT obtained higher scores in terms of all three metrics on both folds, indicating that BioBERT is superior to BERT as a pre-trained language model for relation extraction on ChemProt. We relate this with the fact that BioBERT is trained with a more domain-related

Fold	Model	Precision	Recall	F1-Score
Dev	BERT	0.718 \pm 0.027	0.737 \pm 0.026	0.727 \pm 0.010
	BioBERT	0.742\pm0.036	0.829\pm0.035	0.782\pm0.012
Test	BERT	0.759 \pm 0.023	0.710 \pm 0.026	0.733 \pm 0.007
	BioBERT	0.791\pm0.026	0.766\pm0.036	0.777\pm0.010

Table 5: BERT- and BioBERT-based fine-tuning results for binary relation extraction. We computed precision, recall, and F1 on the dev and test folds of ChemProt. The results show that BioBERT-based model outperforms BERT-based model in terms of all metrics on both folds.

Relation ID	Test Set Accuracy
CPR:1	0.661 \pm 0.053
CPR:2	0.667 \pm 0.043
CPR:3	0.855 \pm 0.015
CPR:4	0.874 \pm 0.027
CPR:5	0.850 \pm 0.045
CPR:6	0.856 \pm 0.050
CPR:7	0.890 \pm 0.044
CPR:8	0.550 \pm 0.066
CPR:9	0.617 \pm 0.060
CPR:10	0.828 \pm 0.053
<i>Other</i>	0.892 \pm 0.020

Table 6: Test performance of the relation extraction model by CPR label. We used the best model out of 10 models trained with different random seeds to predict test set pairs and report mean and standard deviation of the test accuracy by label.

text and BERT observed texts from a wider range.

We further investigated the performance of our relation extraction model by computing the test accuracy per CPR category and illustrate the results in Table 6. We observe that the relation extraction model achieved the highest accuracy in the *Other* category, indicating that the model can successfully identify whether the context is sufficient to deduce a relation between the entities or not. We relate the high performance for the *Other* category by using a contextual model for relation representation, BioBERT. Context-awareness enables Vapur to eliminate the documents that mention the queried entity in irrelevant contexts and to retrieve a document only if it contains relation information for the query.

5.2 Vapur

We evaluated Vapur from two different perspectives. We first analyzed 41 sample sentences in which Vapur identified a biochemical relation as a first step to discover the limitations of the complete pipeline. Then, we asked six biologists/chemists to use Vapur and rate its different aspects to demonstrate the success and usefulness of Vapur for future research.

Our inspection of 41 sample sentences indicated that most of the incorrect relation labels were due to incorrect entity assignment by BERN. In some cases, parts of the protein sequence such as *N-terminal*, *carboxyl terminal* or residue names such as *Asp238* are recognized as compounds. Table 7 illustrates sample sentences with incorrectly labeled entities. Other examples that were manually checked by a domain expert are presented in the Appendices.

In order to evaluate the real-life usefulness of Vapur, we asked six domain experts to use Vapur for five COVID-19 related queries (totalling up to 30) of their own. They each filled in a questionnaire where for each query they indicated (i) if each of the top three search results is related to the query, (ii) if similar molecules predicted by Vapur are in fact useful, and (iii) if the extracted sentences are useful. They also rated the ease of use of Vapur between 1 (very difficult) and 5 (very easy) and assessed its usefulness for future research on COVID-19.

The expert evaluations demonstrated that 27 out of 30 (90%) top search results and 76 out of 90² (84%) top three search results are biochemically related to the query, suggesting that Vapur successfully retrieves biochemically related entities to the query. During these experiments, Vapur retrieved at least one related document for each query. It returned only one result for two of the queries, which caused 4 of the 14 unsuccessful cases. These evaluations suggest that the inverted index of Vapur spans a comprehensive range of entities and contains sufficient number of documents to find a biochemically related result for each of the tested queries.

For each of the 30 queries of the domain experts, 5 similar molecule predictions are returned, resulting in a total of 150 molecule predictions. The questionnaire results indicated that 78 out of 150

²Note that for 30 queries there are a total of 30x3=90 top three search results.

Sentence in CORD-19	Incorrectly Labeled Entity
<e1>Alanine</e1> substitution of either Arg-76 or Tyr-94 in the N-terminal domain of <e2>IBV N protein</e2> led to a significant decrease in its RNA-binding activity and a total loss of the infectivity of the viral RNA to Vero cells.	Alanine
<e2>Rat microsomal aldehyde dehydrogenase</e2> (msALDH) has no amino-terminal signal sequence, but instead it has a characteristic hydrophobic domain at the <e1>carboxyl</e1> terminus (Miyaeahi, K., R.	carboxyl
Also, the <e2>protease Factor Xa</e2>, a target of <e1>Ben</e1>-HCl abundantly expressed in infected cells, was able to cleave the recombinant and pseudoviral S protein into S1 and S2 subunits, and the cleavage was inhibited by Ben-HCl.	Ben

Table 7: Sample sentences with incorrectly labeled entities. The entity types of *Alanine*, *carboxyl*, and *Ben* were incorrectly predicted as compounds by BERN during the named entity recognition step. Consequently, the relation extraction model incorrectly identified a biochemical relation.

(52%) similar molecule predictions were identified as correct by the domain experts. For 14 out of 30 queries, 4 or 5 of the predicted molecules were identified as correct suggesting that Vapur was able to identify similar molecules successfully for about half of the queries. On the other hand, for 9 out of 30 queries, none of the similar molecule predictions were identified as correct by the domain experts. We should note that the definition of “similarity” may be subjective. Here, Vapur extracts similar molecules if they are contextually similar to the query molecule. Therefore, the molecules may or may not be structurally similar.

The evaluation further showed that for 22 out of the 30 queries (73%) the extracted sentences are useful for research. Besides, the experts unanimously expressed that Vapur is very easy to use (5/5) and useful for future research.

Overall, both manual inspection and expert evaluations showed that Vapur can successfully find biochemically related proteins and chemicals in CORD-19 and can help future research on COVID-19.

6 Conclusion

We present Vapur, a search engine with an emphasis on identifying protein - chemical relations in the COVID-19 domain. To the best of our knowledge, Vapur is the first search engine that uses relation extraction to construct an inverted index of related biochemical entities beyond knowledge bases. Thanks to the relation extraction model, Vapur is able to categorize documents relevant to a query by biochemical entities related to it.

We evaluated the relation extraction model on ChemProt and observed that BioBERT-based

model has the highest performance. Expert evaluation of the sample annotated sentences from CORD-19 showed that Vapur successfully finds relations between entities when the entities are identified and normalized accurately. Finally, six domain experts used Vapur with 5 different queries and expressed that Vapur is easy to use, retrieves results that are related to the queries, and it is useful for future research.

Although we focused on COVID-19 in this work, our approach can find application in any biomedical domain with a different choice of database to index. We believe that domain-specific scientific search engines will gain more interest in the future since COVID-19 is unlikely to be the last global health crisis. Consequently, we plan to improve Vapur by integrating full-papers, developing more robust named entity recognizers and normalizers, and indexing text databases on different domains. In order to help similar efforts, we make the underlying pipeline and Vapur available at <https://github.com/boun-tabi/vapur> and <https://tabilab.cmpe.boun.edu.tr/vapur/>, respectively.

Acknowledgments

We would like to thank our domain experts, Asu Büşra Temizer, Eren Can Ekşi, Prof. Hacer Karataş, İrem Şenman, Prof. Nilgün Karalı, Serhat Beyaz, and Yağmur Ersoy for their detailed evaluation of Vapur.

TUBITAK-BİDEB 2211-A Scholarship Program (to A.K. and R.Ö.), and TUBA-GEBİP Award of the Turkish Science Academy (to A.Ö.) are gratefully acknowledged. E.O. is an employee of F. Hoffman - La Roche AG, Switzerland.

References

- Q. Chen, A. Allot, and Z. Lu. 2020. [Keep up with the latest coronavirus research](#). *Nature*, 579(7798):193.
- Maryam Sharifian Dorche, Philippe Huot, Micheal Osheerov, Dingke Wen, Alexander Saveriano, Paul Giacomini, Jack P Antel, and Ashkan Mowla. 2020. Neurological complications of coronavirus infection; a comparative review and lessons learned during the COVID-19 pandemic. *Journal of the Neurological Sciences*, page 117085.
- Jennifer D’Souza and Vincent Ng. 2015. Sieve-based entity linking for the biomedical domain. In *Proceedings of the 53rd Annual Meeting of the Association for Computational Linguistics and the 7th International Joint Conference on Natural Language Processing (Volume 2: Short Papers)*, pages 297–302.
- Andre Esteva, Anuprit Kale, Romain Paulus, Kazuma Hashimoto, Wenpeng Yin, Dragomir Radev, and Richard Socher. 2020. Co-search: Covid-19 information retrieval with semantic search, question answering, and abstractive summarization. *arXiv preprint arXiv:2006.09595*.
- Kaifu Gao, Duc Duy Nguyen, Jiahui Chen, Rui Wang, and Guo-Wei Wei. 2020. [Repositioning of 8565 existing drugs for covid-19](#). *The Journal of Physical Chemistry Letters*, 11(13):5373–5382. PMID: 32543196.
- Aric A. Hagberg, Daniel A. Schult, and Pieter J. Swart. 2008. Exploring network structure, dynamics, and function using networkx. In *Proceedings of the 7th Python in Science Conference*, pages 11 – 15, Pasadena, CA USA.
- Ye Eun Jang, Insu Jang, Sunkyu Kim, Subin Cho, Daehan Kim, Keonwoo Kim, Jaewon Kim, Jimin Hwang, Sangok Kim, Jaesang Kim, Jaewoo Kang, Byungwook Lee, and Sanghyuk Lee. 2019. [ChimerDB 4.0: an updated and expanded database of fusion genes](#). *Nucleic Acids Research*, 48(D1):D817–D824.
- Glen Jeh and Jennifer Widom. 2002. SimRank: a measure of structural-context similarity. In *Proceedings of the eighth ACM SIGKDD international conference on Knowledge discovery and data mining*, pages 538–543.
- Donghyeon Kim, Jinhyuk Lee, Chan Ho So, Hwisang Jeon, Minbyul Jeong, Yonghwa Choi, Wonjin Yoon, Mujeen Sung, and Jaewoo Kang. 2019. A neural named entity recognition and multi-type normalization tool for biomedical text mining. *IEEE Access*, 7:73729–73740.
- J-D Kim, Tomoko Ohta, Yuka Tateisi, and Jun’ichi Tsujii. 2003. GENIA corpus—a semantically annotated corpus for bio-textmining. *Bioinformatics*, 19(suppl_1):i180–i182.
- Martin Krallinger, Obdulia Rabal, Saber A Akhondi, Martin Pérez Pérez, Jesús Santamaría, GP Rodríguez, et al. 2017. Overview of the BioCreative VI chemical-protein interaction track. In *Proceedings of the sixth BioCreative challenge evaluation workshop*, volume 1, pages 141–146.
- Robert Leaman, Chih-Hsuan Wei, and Zhiyong Lu. 2015. tmChem: a high performance approach for chemical named entity recognition and normalization. *Journal of cheminformatics*, 7(S1):S3.
- Jinhyuk Lee, Sean S Yi, Minbyul Jeong, Mujeen Sung, Wonjin Yoon, Yonghwa Choi, Miyoung Ko, and Jaewoo Kang. 2020a. Answering questions on COVID-19 in real-time. *arXiv preprint arXiv:2006.15830*.
- Jinhyuk Lee, Wonjin Yoon, Sungdong Kim, Donghyeon Kim, Sunkyu Kim, Chan Ho So, and Jaewoo Kang. 2020b. BioBERT: a pre-trained biomedical language representation model for biomedical text mining. *Bioinformatics*, 36(4):1234–1240.
- Sangrak Lim and Jaewoo Kang. 2018. [Chemical–gene relation extraction using recursive neural network](#). *Database*, 2018. Bay060.
- Sijia Liu, Feichen Shen, Ravikumar Komandur Elayavilli, Yanshan Wang, Majid Rastegar-Mojarad, Vipin Chaudhary, and Hongfang Liu. 2018. [Extracting chemical–protein relations using attention-based neural networks](#). *Database*, 2018. Bay102.
- Yifan Peng, Anthony Rios, Ramakanth Kavuluru, and Zhiyong Lu. 2018. Chemical-protein relation extraction with ensembles of SVM, CNN, and RNN models. *arXiv preprint arXiv:1802.01255*.
- Devendra Singh Sachan, Pengtao Xie, Mrinmaya Sachan, and Eric P Xing. 2018. Effective use of bidirectional language modeling for transfer learning in biomedical named entity recognition. In *Machine Learning for Healthcare Conference*, pages 383–402.
- Dan Su, Yan Xu, Tiezheng Yu, Farhad Bin Siddique, Elham J Barezi, and Pascale Fung. 2020. CAiRE-COVID: A question answering and multi-document summarization system for COVID-19 research. *arXiv preprint arXiv:2005.03975*.
- Olga Tarasova, Sergey Ivanov, Dmitry A Filimonov, and Vladimir Poroikov. 2020. Data and text mining help identify key proteins involved in the molecular mechanisms shared by SARS-CoV-2 and HIV-1. *Molecules*, 25(12):2944.
- Jingxuan Tu, Marc Verhagen, Brent Cochran, and James Pustejovsky. 2020. Exploration and discovery of the COVID-19 literature through semantic visualization. *arXiv preprint arXiv:2007.01800*.
- Lucy Lu Wang, Kyle Lo, Yoganand Chandrasekhar, Russell Reas, Jiangjiang Yang, Darrin Eide, Kathryn Funk, Rodney Kinney, Ziyang Liu, William Merrill,

et al. 2020a. CORD-19: The Covid-19 Open Research Dataset. *ArXiv*.

Xuan Wang, Xiangchen Song, Yingjun Guan, Bangzheng Li, and Jiawei Han. 2020b. Comprehensive named entity recognition on cord-19 with distant or weak supervision. *arXiv preprint arXiv:2003.12218*.

Chih-Hsuan Wei, Hung-Yu Kao, and Zhiyong Lu. 2015. GNormPlus: an integrative approach for tagging genes, gene families, and protein domains. *BioMed research international*.

Chih-Hsuan Wei, Robert Leaman, and Zhiyong Lu. 2016. Beyond accuracy: creating interoperable and scalable text-mining web services. *Bioinformatics*, 32(12):1907–1910.

Chih-Hsuan Wei, Lon Phan, Juliana Feltz, Rama Maiti, Tim Hefferon, and Zhiyong Lu. 2018. tmVar 2.0: integrating genomic variant information from literature with dbSNP and ClinVar for precision medicine. *Bioinformatics*, 34(1):80–87.

7 Appendices

Sentence	Identified Chemical	Identified Protein	Relation Label	Chemical Label	Protein Label
The N-terminal domain of the coronavirus nucleocapsid (N) protein adopts a fold resembling a right hand with a flexible, positively charged b-hairpin and a hydrophobic palm.	N	coronavirus nucleocapsid (N) protein	0	0	1
Alanine substitution of either Arg-76 or Tyr-94 in the N-terminal domain of IBV N protein led to a significant decrease in its RNA-binding activity and a total loss of the infectivity of the viral RNA to Vero cells.	Alanine	IBV N protein	0	0	1
Rat microsomal aldehyde dehydrogenase (msALDH) has no amino-terminal signal sequence, but instead it has a characteristic hydrophobic domain at the carboxyl terminus (Miyaeuchi, K., R.	carboxyl	msALDH	0	0	1
The IMPDH inhibitor merimepodib (MMPD) is an investigational antiviral drug that acts as a noncompetitive inhibitor of IMPDH.	merimepodib	IMPDH	1	1	1
EMA/PMA treatments significantly decreased amplifiable hg/cont and significantly increased the number of PVDA positive probes and their signal intensity compared to untreated spiked lung samples.	EMA	hg/cont	0	1	0
EMA/PMA treatments significantly decreased amplifiable hg/cont and significantly increased the number of PVDA positive probes and their signal intensity compared to untreated spiked lung samples.	PMA	hg/cont	0	1	0
Thus, EMA/PMA treatments offer a new approach to lower the amplifiable hg/cont in clinical samples and increase the success of PVDA and HTS to identify viruses.	EMA	hg/cont	0	1	0

A role for glycosylation in cell-surface tetherin expression is supported by tunicamycin treatment, which inhibits the first step of N-linked glycosylation and impairs both cell-surface expression and antiviral activity.	tunicamycin	tetherin	1	1	1
The effects of cholesterol depletion and PI3K/AKT signaling pathway activation during <i>S. agalactiae</i> -human umbilical vein endothelial cells (HUVEC) interaction were analysed by pre-treatment with methyl- β -cyclodextrin (M β CD) or LY294002 inhibitors, immunofluorescence and immunoblot analysis.	M β CD	PI3K	1	1	1
Inhibition of complex-type glycosylation with kifunensine, an inhibitor of the oligosaccharide processing enzyme mannosidase 1, had no effect on either the cell-surface expression or antiviral activity of tetherin.	kifunensine	oligosaccharide processing enzyme mannosidase 1	1	1	1
Conversely, results from cell-based small molecule screening studies have shown that the antibiotic hexachlorophene can down-regulate b-catenin in colon cancer cells.	hexachlorophene	b-catenin	1	1	1
The CT of tetherin contains an "STS" sequence that is implicated in ubiquitylation, and a highly-conserved tyrosine-based motif, "YxxY", that is essential for clathrin-dependent endocytosis of tetherin, and activation of nuclear factor- κ B (NF- κ B) [16] [17] [18] [19] .	tyrosine	tetherin	0	0	1
Here we report that hexachlorophene also counteracts the elevated bcatenin levels in EBV-infected B lymphomas.	hexachlorophene	bcatenin	1	1	1
Our results suggest that Siah-1 is targeted by both LMP-1 and hexachlorophene with opposite effects.	hexachlorophene	Siah-1	1	1	1

The hexachlorophene modulation of Siah-1 and b-catenin is independent of p53 and results in reduced expression of cyclin-D1 and c-Myc (target genes of b-catenin), leading to the growth arrest of B lymphoma cells.	hexachlorophene	Siah-1	1	1	1
Alanine substitution of either Arg-76 or Tyr-94 in the N-terminal domain of IBV N protein led to a significant decrease in its RNA-binding activity and a total loss of the infectivity of the viral RNA to Vero cells.	Alanine	IBV N protein	0	0	1
Rat microsomal aldehyde dehydrogenase (msALDH) has no amino-terminal signal sequence, but instead it has a characteristic hydrophobic domain at the carboxyl terminus (Miyaeuehi, K., R.	carboxyl	Rat microsomal aldehyde dehydrogenase	0	0	1
Also, the protease Factor Xa, a target of Ben-HCl abundantly expressed in infected cells, was able to cleave the recombinant and pseudoviral S protein into S1 and S2 subunits, and the cleavage was inhibited by Ben-HCl.	Ben	protease Factor Xa	0	0	1
Since the 3a protein forms ion channels, we were interested to see any conformational changes occurring in the Cyot3a upon calcium binding, using fluorescence spectroscopy and circular dichroism.	calcium	3a protein	1	1	1
These studies clearly indicate a significant change in the conformation of the Cyto3a protein after binding with calcium.	calcium	Cyto3a protein	1	1	1
Our results strongly suggest that the cytoplasmic domain of the 3a protein of SARS-CoV binds calcium in vitro, causing a change in protein conformation.	calcium	3a protein	1	1	1
Further, the drug hexamethylene amiloride (HMA), but not amiloride, inhibited in vitro ion channel activity of some synthetic coronavirus E proteins, and also viral replication.	hexamethylene amiloride	synthetic coronavirus E proteins	1	1	1

The high prevalence of variants in the G6PD gene found in this analysis suggests that it may be a significant interaction factor in clinical trials of chloroquine and hydrochloroquine for treatment of COVID-19 in Africans.	chloroquine	G6PD gene	1	1	1
In an effort to circumvent resistance to rapamycin -an mTOR inhibitor -we searched for novel rapamycin downstream-targets that may be key players in the response of cancer cells to therapy.	rapamycin	mTOR	1	1	1
We found that rapamycin, at nM concentrations, increased phosphorylation of eukaryotic initiation factor (eIF) 2a in rapamycin-sensitive and estrogen-dependent MCF-7 cells, but had only a minimal effect on eIF2a phosphorylation in the rapamycin-insensitive triple-negative MDA-MB-231 cells.	rapamycin	eukaryotic initiation factor (eIF) 2a	1	1	1
Addition of salubrinal -an inhibitor of eIF2a dephosphorylation decreased expression of a surface marker associated with capacity for self renewal, increased senescence and induced clonogenic cell death, suggesting that excessive phosphorylation of eIF2a is detrimental to the cells' survival.	salubrinal	eIF2a dephosphorylation decreased	1	1	1
Treating cells with salubrinal enhanced radiation-induced increase in eIF2a phosphorylation and clonogenic death and showed that irradiated cells are more sensitive to increased eIF2a phosphorylation than non-irradiated ones.	salubrinal	eIF2a	1	1	1
Similar to salubrinal -the phosphomimetic eIF2a variant -S51D -increased sensitivity to radiation, and both abrogated radiation-induced increase in breast cancer type 1 susceptibility gene, thus implicating enhanced phosphorylation of eIF2a in modulation of DNA repair.	salubrinal	eIF2a variant	1	1	1

In addition to its effect on radiation, salubrinal enhanced eIF2a phosphorylation and clonogenic death in response to the histone deacetylase inhibitor -vorinostat.	salubrinal	eIF2a	1	1	1
Finally, the catalytic competitive inhibitor of mTOR -Ku-0063794 -increased phosphorylation of eIF2a demonstrating further the involvement of mTOR activity in modulating eIF2a phosphorylation.	Ku-0063794	mTOR	1	1	1
Moreover, glycyrrhizin treatment still enhanced IFN- γ and reduced IL-4 levels in glycyrrhizin-treated mice.	glycyrrhizin	IFN-g	1	1	1
While determining the 5' ends of <i>C. elegans</i> actin mRNAs, we have discovered a 22 nucleotide spliced leader sequence.	nucleotide	<i>C. elegans</i> actin mRNAs	0	0	0
The actin mRNA leader sequence is identical to the first 22 nucleotides of a novel 100 nucleotide RNA transcribed adjacent, and in the opposite orientation, to the 5S ribosomal gene.	nucleotides	actin mRNA leader sequence	0	0	0
The evidence suggests that the actln mRNA leader sequence is acquired from this novel nucleotide transcript by an intermolecular trans-splicing mechanism.	nucleotide	actln mRNA leader sequence	0	0	0
We found that the aspartic acid at position 95, previously believed to be required for binding of PSGs to cells, is not required for PSG1 activity but that the amino acids implicated in the formation of a salt bridge within the N-domain are essential for PSG1 function.	aspartic acid	PSGs	0	0	1
In vitro expression of a construct containing the Lb gene fused to a portion of the VP4 and 3D genes demonstrated cis cleavage activity that could be blocked by the thiol protease inhibitor E-64.	E-64	Lb gene	1	1	1

In contrast, conversion of LC3-I/LC3-II could be significantly inhibited by 4-PBA, an ER stress inhibitor, indicating that ORF3-induced autophagy is dependent on ER stress response.	4-PBA	LC3-I	1	1	1
All the studied molecules could bind to the active site of the SARS-CoV-2 protease (PDB: 6Y84), out of which rutin (a natural compound) has the highest inhibitor efficiency among the 33 molecules studied, followed by ritonavir (control drug), emetine (anti-protozoal), hesperidin (a natural compound), lopinavir (control drug) and indinavir (anti-viral drug).	rutin	SARS-CoV-2 protease	1	1	1
Using degenerate PCR primers complementary to the most conserved genome regions of adenoviruses, the complete nucleotide sequence of the penton base gene, and partial nucleotide sequences of the DNA polymerase, hexon, and pVII genes were obtained.	nucleotide	penton base gene	0	0	1
Estradiol is connected with CD4+ T cell numbers and increases T-reg cell populations, affecting immune responses to infection.	Estradiol	CD4+	1	1	1
It is known that estradiol exerts a protective effect on endothelial function, activating the generation of nitric oxide (NO) via endothelial nitric oxide synthase.	estradiol	endothelial nitric oxide synthase	1	1	1

Table 8: Sample sentences from CORD-19 predicted by the proposed model to contain a biochemical relation. The results of the manual validation by a domain expert are reported. Chemical and protein columns denote the entities recognized by BERN; and chemical label and protein label columns report the expert label. The expert label is 1 if the recognition is correct and 0 otherwise. Similarly, the relation label is set to 1 if these entities are biochemically related.