

Visual Object Tracking by Segmentation with Graph Convolutional Network

Bo Jiang^a, Panpan Zhang^a, Lili Huang^{a,*}

^aAnhui Provincial Key Lab of Multimodal Cognitive Computation, School of Computer Science and Technology, Anhui University, Hefei, China

Abstract

Segmentation-based tracking has been actively studied in computer vision and multimedia. Superpixel based object segmentation and tracking methods are usually developed for this task. However, they independently perform feature representation and learning of superpixels which may lead to sub-optimal results. In this paper, we propose to utilize graph convolutional network (GCN) model for superpixel based object tracking. The proposed model provides a general end-to-end framework which integrates i) label linear prediction, and ii) structure-aware feature information of each superpixel together to obtain object segmentation and further improves the performance of tracking. The main benefits of the proposed GCN method have two main aspects. First, it provides an effective end-to-end way to exploit both spatial and temporal consistency constraint for target object segmentation. Second, it utilizes a mixed graph convolution module to learn a context-aware and discriminative feature for superpixel representation and labeling. An effective algorithm has been developed to optimize the proposed model. Extensive experiments on five datasets demonstrate that our method obtains better performance against existing alternative methods.

Keywords: Object tracking, Segmentation, Graph convolutional network

1. Introduction

Visual object tracking has attracted public attention due to its extensive applications in the field of computer vision, such as virtual reality, medical image classification and activity analysis. In general, most of existing methods can be categorized into two branches, i.e., tracking-by-detection and tracking-by-segmentation. Tracking-by-detection methods [1, 2, 3, 4, 5, 6, 7, 8, 9, 10] aim to estimate the locations of the target object in the video sequences by using a rectangle bounding box around the target object, as shown in Figure 1(a). In contrast, tracking-by-segmentation methods [11, 12] pixel-wisely segment the object from background and then track the target according to the segmentation results, as shown in Figure 1(b).

Early tracking-by-segmentation works usually adopt pixel-wise segmentation strategies [13, 14, 15]. For example, Chad et al. [13] propose a probability framework based on the joint Gaussian distribution over all the pixels to jointly solve the segmentation and tracking. Godec et al. [14] use the generalized Hough transform and online learning technology to roughly separate the object and background pixel by pixel. Duffner et al. [15] integrate generalized Hough transform with probabilistic segmentation approach together for pixel-based object tracking. Although these segmentation methods can distinguish the foreground and background, their abilities to handle the heavily occlusion and clutter are limited because they fail




Figure 1: Comparison of tracking-by-segmentation and tracking-by-detection. In a video sequence, as shown in (a), the detection-based tracking generally uses a bounding box to locate the target, while (b) illustrates that segmentation-based tracking segments the target and then locates the target according to the segmentation mask.

to consider the internal structural information of the target object. Besides, pixel-level processing usually has high computational complexity. To alleviate these issues, some works utilize super-pixel methods to model non-rigid and deformable object tracking and reduce dimensions. Yang et al. [16] propose a model for appearance discrimination, which extract middle-level features from hyper-pixels to distinguish target objects and background. Wang et al. [17] propose a constraint graph labeling algorithm, which take into account the internal structure information of the graph. The nodes of the graph model represent hyper-pixels, and the space, time and appearance fitness constraints of the bottom layer are encoded by the edge. Yeo

*Corresponding author.

et al. [11] propose to use Absorbing Markov Chain (AMC) model for super-pixel segmentation. However, one main limitation of the above approaches is that they usually individually conducts super-pixel feature representation and learning (or labeling) which may lead to sub-optimal results.

To overcome above issues, in this paper, we propose to utilize Graph Convolutional Network (GCN) model for super-pixel based object segmentation and tracking. The proposed model provides a general framework that integrates the super-pixel feature representation and labeling together in an end-to-end framework. The main advantage of the proposed GCN method is that it provides an effective context-aware representation method for each hyper-pixel by using the spatial-temporal structural information of different hyper-pixels. Also, we provide an efficient way to implement the proposed model. Overall, the main contributions of this paper are summarized as follows.

- We propose to employ a graph convolutional network model to obtain context-aware feature representations for super-pixels which improves tracking performance.
- We present to design an efficient and effective optimization algorithm to solve the proposed model.
- Experiments on several widely used benchmark datasets demonstrate the superiority of our model over current tracking approaches.

2. Related Work

2.1. Graph convolutional network

Graph convolutional networks (GCNs) have been commonly studied in computer vision field. As a branch of GNNs, GCNs can extend the convolutional architecture to arbitrary graph-structural data including both regular and irregular structures [18, 19, 20]. For example, M-GLCN [21] is proposed for image co-saliency estimation task. [22] demonstrates the advantages of GCNs on multi-label classification task. [23] applies GCN to social influence prediction. PH-GCN [24] is designed for person Re-ID problem. Park et al, [25] propose GALA for unsupervised graph representation and learning. Jiang et al, [26] propose GLMNet for feature matching problem by incorporating both smoothing and sharpening together [25]. Different from these works [26, 25], we adapt both smoothing and sharpening GCN for visual object segmentation and tracking problem. Also, we develop a simple and effective graph network, followed by an efficient optimization algorithm, for our tracking task based on SGCN [27]. Recently, GCN is also applied to tracking-by-detection problems. Tu et al. [28] propose to use GCNs to convert the heterogeneous features extracted from CNN into structured information. Gao et al. [29] integrate two different GCNs into existing Siamese methods [30] to model the

appearance of an object fully considering the space-time information of the object context. However, the detection-based tracking methods cannot display the segmentation mask of the tracking target. In contrast, in this paper, we mainly focus on integrating GCN into the segmentation-based tracking framework.

2.2. Tracking-by-segmentation

Here, we briefly review some related works on segmentation based tracking problem [14, 31, 11, 12]. In work [14], it extends Hough Forests to online mode and couples the rough GrabCut segmentation with voting-based detection and back-projection. Son et al. [31] propose an online tracking algorithm based on online gradient enhancement decision tree. Yeo et al. [11] present a tracking-by-segmentation framework using absorbing markov model to better distinguish the foreground and background. Lee et al. [12] design an extended version of [11] by replacing the simple feature representation in [11] with multi-level convolutional features. Different from previous works, this paper propose a contextual feature representations with stronger discrimination for super-pixels by using graph convolution representation model. In addition, we conduct feature learning and labeling together in an end-to-end network framework, which helps to accurately segment the target of each frame.

3. The proposed Model

Given a candidate region of the target object, we first partition it into non-overlapping superpixels via Simple Linear Iterative Clustering (SLIC) algorithm [32] and then extract the feature descriptor for each superpixel. Then, we aim to assign a weight value to represent its possibility of belonging to the target. To this end, we formulate this task as graph representation and labeling and propose to employ a graph convolutional network model (GCN) for this task. The whole flow of the proposed network is shown in Figure 2.

3.1. Graph construction

Let $X = (X^{t-1}, X^t)$ be the collection of feature descriptors of super-pixels of two consecutive frames $t-1$, t where $X^{t-1} \in \mathbb{R}^{d \times n_{t-1}}$ and $X^t \in \mathbb{R}^{d \times n_t}$ and let n_t denote the number of super-pixels in frame t . We first construct a spatial-temporal graph as $G = (V, E)$, where $V = \{V^{t-1}, V^t\}$ denotes the superpixels node set of two consecutive frames and edge set E represents the relationships among different superpixels. There are two kinds of edges in $G = (V, E)$, which represent the similarities among nodes within each frame and between different continuous frames. First, the weight of edge in each frame is calculated as

$$A_{ij}^t = \exp \left(- \frac{\|x_i^t - x_j^t\|_2}{\sigma} \right), \quad (1)$$

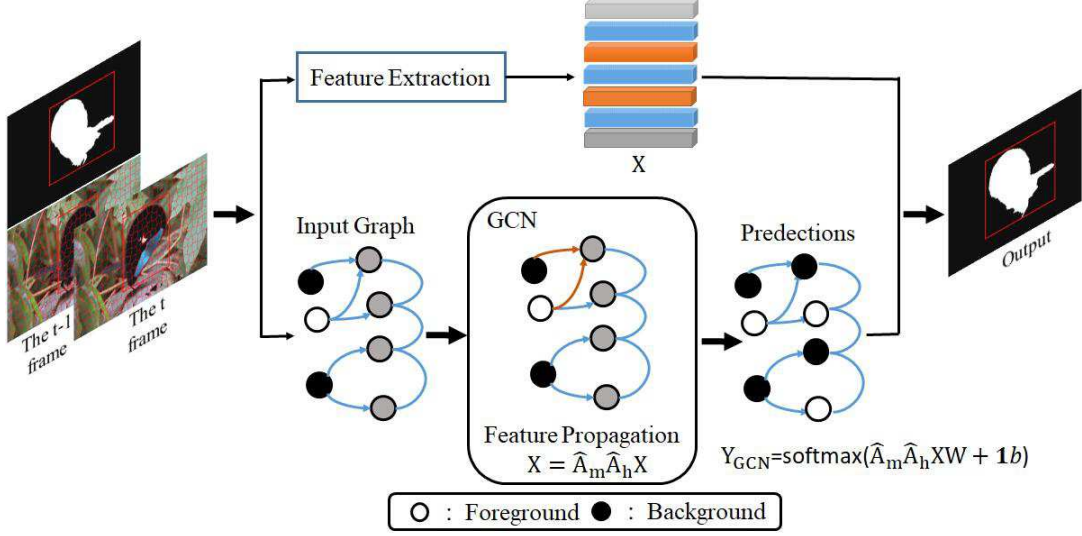


Figure 2: Architecture of the proposed GCN network for tracking-by-segmentation.

where x_i^t, x_j^t denote the feature descriptors of any two node pairs in current frame t and σ is a scaling parameter. Similarly, we can also obtain A^{t-1} for the previous frame. Then, for the edges connected between different consecutive frames $B \in \mathbb{R}^{n_{t-1} \times n_t}$, we also use EPPM [33] to extract the optical flow information at the pixel level, as suggested in work [11]. Finally, we obtain the spatial-temporal graph $A \in \mathbb{R}^{n \times n}$, $n = n_{t-1} + n_t$ of the two consecutive frames as

$$A = \begin{pmatrix} A^{t-1} & B \\ B^T & A^t \end{pmatrix} \quad (2)$$

The constructed graph $G(V, E)$ is a symmetric graph.

3.2. Graph convolutional network

Recently, graph convolutional network (GCN) has been commonly employed in many computer vision tasks, such as image co-saliency estimation [21], social influence prediction [23] and multi-label classification [22], etc. In this paper, we adapt it for our tracking problem. Specifically, we formulate the problem of superpixel labeling as node labeling on the constructed superpixel graph $G(V, E)$ by employing a GCN model. In general, GCN consists of an input layer, several propagation layers and a final output layer. Given superpixel features $X \in \mathbb{R}^{n \times d}$ and graph adjacency matrix $A \in \mathbb{R}^{n \times n}$ Eq.(2), then we can use a two-layer GCN model proposed in work [19] as

$$z = \phi(X, A; W^{(0)}, W^{(1)}) \quad (3)$$

$$= \text{softmax}(\hat{A} \text{ReLU}(\hat{A} X W^{(0)}) W^{(1)} + \mathbf{1}b)$$

where $\hat{A} = D^{-\frac{1}{2}} A D^{-\frac{1}{2}}$ and $\mathbf{1} = (1, 1 \dots 1)$. Parameter $W^{(0)} \in \mathbb{R}^{d \times h}$ represents the weight matrix of the first layer and $W^{(1)} \in \mathbb{R}^{h \times 1}$ represents the weight matrix of the second output layer. Here, h denotes the number of hidden

layer units. b is a bias term. The final output $z \in \mathbb{R}^{n \times 1}$ denotes the final label prediction for all graph nodes, i.e., z_i represents the confidence/weight that the i -th superpixel belongs to the target object.

To maintain more discriminative information, Park et al., [25] propose GALA (Graph convolutional Autoencoder using Laplacian smoothing and sharpening) for graph node feature representation. Using GALA [25], we propose a two-layer graph network for superpixel labeling as

$$z = \phi(X, A; W^{(0)}, W^{(1)}) \quad (4)$$

$$= \text{softmax}(\hat{A}_m \text{ReLU}(\hat{A}_h X W^{(0)}) W^{(1)} + \mathbf{1}b)$$

Here, \hat{A}_m and \hat{A}_h are defined respectively as [25]

$$\hat{A}_m = I - \lambda_1 (I - D^{-\frac{1}{2}} A D^{-\frac{1}{2}}) \quad (5)$$

$$\hat{A}_h = I + \lambda_2 (I - D^{-\frac{1}{2}} A D^{-\frac{1}{2}})$$

where D denotes a diagonal matrix with $D_{ii} = \sum_j A_{ij}$ and λ_1, λ_2 are two parameters.

In addition, to further simplify the nonlinear mapping between our GCN layers, as suggested in work [27], we propose to transform the nonlinear the above nonlinear model into a simple linear model. Formally, by removing nonlinear function ReLU, the above model becomes,

$$z = \phi(X, A; W^{(0)}, W^{(1)}) \quad (6)$$

$$= \text{softmax}(\hat{A}_m \hat{A}_h X W^{(0)} W^{(1)} + \mathbf{1}b)$$

It can be rewritten compactly as

$$z = \phi(X, A; W) = \text{softmax}(\hat{A}_m \hat{A}_h X W + \mathbf{1}b) \quad (7)$$

where $W = W^{(0)} W^{(1)} \in \mathbb{R}^{d \times 1}$.

In the following, we propose an effective way to train the proposed model Eq.(7). The optimization algorithm of loss function is summarized in Algorithm 1.

3.3. Loss function

In this paper, we propose to learn the optimal network parameters $\{W, b\}$ by employing a semi-supervised learning manner. Specifically, the already target tracked result in previous $t - 1$ frame provides the labelled information to guide the training of the proposed model. Formally, let $f = (f_1, f_2, \dots, f_{n_{t-1}}) \in \mathbb{R}^{n_{t-1} \times 1}$ be the indicative vector of target tracked/segmented result in the previous frame, i.e., $f_i = 1$ if the i -th superpixel belongs to target in previous $t - 1$ frame, and $f_i = 0$ otherwise. Then, we adopt the flexible manifold ranking model [34] to define our loss function as

$$\mathcal{L}(y, W, b) = \|\phi(X, A; W, b) - y\|_2^2 + \alpha y^T L_S y + \beta \|y^{t-1} - f\|_2^2 \quad (8)$$

where $y = (y^{t-1}, y^t)$ is a variable vector to be optimized and $L_S = D - A$ is the Laplacian matrix. The first residual term denotes the label prediction loss. The second term is the smoothing constraint which encourages neighboring nodes have similar labels. The last term denotes the label fitting term. The main benefit of introducing the variable y is to make the model be more flexible, as suggested in work [34].

4. Optimization

In this section, we propose an effective algorithm to optimize the proposed model Eq.(7). For efficiency consideration, we propose to optimize the loss Eq.(8) by ignoring the softmax function. In this case, we can derive a simple update algorithm to optimize the loss function. Model Eq.(7) contains three trainable parameters, i.e., network work parameters $\{W, b\}$ and variable y . They are optimized by alternatively optimize them until convergence, as summarized in Algorithm 1.

(1) $\{W, b\}$ -problem: Fix y , update $\{W, b\}$. The problem becomes

$$\min_{W, b} \|\phi(X, A; W, b) - y\|_2^2 \quad (9)$$

By ignoring the softmax function, it becomes

$$\min_{W, b} \|(\hat{A}_m \hat{A}_h X)^T W + \mathbf{1}b - y\|_2^2 \quad (10)$$

It is known that, the optimal W, b can be acquired by setting the first order derivative of Eq.(10) with respect to variables W, b to zeros respectively which is given as

$$W^* = \left((\hat{A}_m \hat{A}_h X)^T \right)^{-1} (X(\mathbf{1}b - y)) \quad (11)$$

$$b^* = \frac{1}{n} \mathbf{1}^T (y - (\hat{A}_m \hat{A}_h X)^T W) \quad (12)$$

(2) y -problem: Fix $\{W, b\}$, update y . The problem becomes

$$\min_y \|(\hat{A}_m \hat{A}_h X)^T W + \mathbf{1}b - y\|_2^2 + \alpha y^T L_S y + \beta \|y^{t-1} - f\|_2^2 \quad (13)$$

s.t. $y_i \geq 0$

which is simply rewritten as

$$\min_y \|y - q\|_2^2 + \alpha y^T L_S y \quad \text{s.t. } y_i \geq 0 \quad (14)$$

where $q = \Gamma((\hat{A}_m \hat{A}_h X)^T W + \mathbf{1}b + \beta f)$ and $\Gamma = \text{diag}(u^{t-1}, u^t)$, $u^{t-1} = [1, 1, \dots, 1] \in \mathbb{R}^{n^{t-1} \times 1}$, $u^t = [0, 0, \dots, 0] \in \mathbb{R}^{n^t \times 1}$. We can simply prove that Eq.(14) can also be written as

$$\min_y \|y - \hat{q}\|_2^2 + \alpha y^T L_S y \quad (15)$$

where $\hat{q}_i = \max\{q_i, 0\}$. It is known that the Eq.(15) is a convex function, so its optimal solution must be non-negative. Thus, by setting the first derivative of Eq.(15) with respect to variable y to zero. Then the optimal y can be obtained as

$$y^* = (I + \alpha L_S)^{-1} \hat{q} \quad (16)$$

Algorithm 1 Optimization algorithm of (Eq.(7))

Input: The feature descriptor $X = (X^{t-1}, X^t)$, $X \in \mathbb{R}^{d \times n}$, indicative vector $f \in \mathbb{R}^{n \times 1}$ and two kinds of graph \hat{A}_m, \hat{A}_h .

Parameter: $\lambda_1 = 0.01$, $\lambda_2 = 0.07$, $\alpha = 0.001$, $\beta = 50$, $\text{minError} = 1e - 4$, $\text{maxLter} = 1e - 5$.

Output: Variable vector. $y \in \mathbb{R}^{n \times 1}$.

Initialize: Indicator vector f is initialized with the segmentation result of the previous frame, and linear regression parameter W, b are set to $\mathbf{0}$ and 0 .

- 1: **while** not converged **do**
 - 2: Update W by solving the problem Eq.(11);
 - 3: Update b by solving the problem Eq.(12);
 - 4: Update y by solving the problem Eq.(16);
 - 5: **end while**
 - 6: **until** converge
 - 7: **return** y ;
-

5. Experiment

To evaluate the effectiveness of the proposed GCN-based tracking approach. We test it on several datasets and compare it with some other related approaches. This section provides both quantitative and qualitative results of our proposed approach.

5.1. Datasets

We evaluate the proposed algorithm on five benchmark datasets including DAVIS [35], GBS [36, 37, 38], ST2 [39], NR [31] and VS [40] datasets. The detail of these datasets are introduced below.

- DAVIS [35] contains 50 different video sequences which covers the common challenges such as deformation, occlusion, and appearance changes in target segmentation and tracking tasks.

- GBS (Generalized Background Subtraction) [36, 37, 38] dataset contains 15 video sequences which also includes deformation, occlusion, and low resolution.
- ST2 (SegTrack v2) [39] dataset contains 24 targets which are mainly for problems similar to GBS and some of them require tracking multiple ground truth objects.
- NR (Non-rigid object tracking) [31] contains 10 challenging video sequences which are challenging mainly due to articulated and non-rigid deformable objects.
- VS (Video Saliency) [40] dataset consists of 10 sequences with complex backgrounds or multiple objects which considers only the most significant objects and ignores those that are too small to segment.

We compare the proposed method with six state-of-the-art tracking-by-segmentation methods and four tracking-by-detection methods, including AMCT [11], OGBDT [31], HT [14], SPT [41], PT [15], MUSTer [6], DSST [7] and MEEM [1].

5.2. Experimental Setup and Evaluation Metrics

Parameter Settings. We partition each candidate region into about 600 non-overlapping superpixels. Similar to experimental setting in work [11], we extract 3-dimensional mean colors in LAB space features for each superpixel. The parameters in Eq.(5) are set empirically as $\{\lambda_1 = 0.01, \lambda_2 = 0.07\}$. The parameters $\{\alpha, \beta\}$ in Eq.(8) are set to $\{0.001, 50\}$. In Eq.(1), we set the scaling parameter $\sigma = 10$.

Evaluation Metrics. Similar to many other tracking works, our tracking results are measured based on two evaluation metrics, i.e., distance precision rate and overlap success rate [42, 43]. For precision rate, it is defined to measure the difference between the estimated position and the center position of the ground-truth. The frame whose center distance is less than a certain threshold is regarded as the correctly tracked frame and participates in the precision calculation. The final precision is determined by the ratio of correct frames w.r.t total frames. We set the threshold to 20 pixels. For overlap success rate, the average intersection over union (IoU) is used to measure overlap between the tracking result and the ground-truth. We calculate the segmentation overlap ratio (average IoU ratios of segmentation masks and ground-truth masks) and bounding box overlap ratio (average IoU ratios of ground-truth and estimated bounding boxes), respectively. The results of comparison methods [11, 31, 14, 41, 15, 6, 7, 1] have been reported in previous works [11, 12] and we use them in Table 2.

5.3. Performance Evaluation

We compare the proposed model against three traditional tracking-by-detection methods, namely MUSTer [6],

DSST [7] and MEEM [1], and five segmentation-based tracking algorithms including AMCT [11], OGBDT [31], HT [14], SPT [41], PT [15].

Table 1 reports the results of average IoU ratios of segmentation masks and ground truth masks on all datasets. We can note that the proposed method exceeds some other tracking-by-segmentation methods, especially on ST2 dataset [39]. This clearly demonstrates the effectiveness of the proposed GCN tracking model by further incorporating structural information into superpixel feature representation and thus can obtain more accurate segmentation results. The proposed method can also obtain better performance than other methods on some larger datasets, such as DAVIS [35]. Table 2 shows average IoU ratios of ground truth and estimated bounding boxes on different datasets. The first column in the table illustrates that our method not only outperforms existing tracking-by-segmentation methods, but also obviously performs better than some other tracking-by-detection methods. The comparison results of these methods have been reported in [11], here, we use them. We also compare our method with AMCT [11] on the area under curve (AUC) which is most related with our approach. Figure 3 (a) and (b) show the success rate in terms of bounding box and segmentation mask, respectively. Figure 3 (c) shows the precision plots in terms of bounding box. Figure 4 It can be intuitively obtained from Figure 3, bounding box overlap ratio performance exceeds AMCT [11] by 1.8% and 2.6% higher in the segmentation overlap ratio. Compared with AMCT [11], the proposed method can gain the precision of the bounding boxes gains of 2.7%. Figure 4 shows some visualization results.

5.4. Ablation study

In this section, we will focus on the detailed analysis of the proposed GCN feature learning module. The general graph convolution is the same as Laplacian smoothing. As shown in table 3, we explore the effects of Laplacian smoothing and our module on the experiment respectively. Among them, only-smoothing means that the features are only learned by employing one layer graph Laplacian smoothing convolution. 'none' means that we do not perform any graph convolutional operations on the original input features. 'Success-Seg', 'Success-Box' and 'Precision' correspond to the three evaluation results in Figure 3. Here, we can note that, the proposed graph mixed convolutional network model performs more effectively than purely using smoothing based graph convolution. That is because the proposed GCN model fuses the two convolutional operations and thus fully considers the discriminability and similarity of the features. The best results are shown in bold in the table 3, which obviously validates the effectiveness of the proposed model.

Table 1: Average overlap ratio of segmentation masks for tracking-by-segmentation algorithms.

	Ours	AMCT [11]	OGBDT [31]	HT [14]	SPT [41]	PT [15]
DAVIS [35]	62.0	59.2	44.9	33.1	27.1	26.1
GBS [36, 37, 38]	75.4	74.8	59.7	40.4	45.9	35.3
ST2 [39]	64.0	58.8	47.6	43.0	26.3	21.2
NR [31]	60.3	58.6	53.3	41.1	29.7	28.3
VS [40]	87.6	84.1	79.8	51.2	61.0	73.9

Table 2: Average overlap ratio of bounding boxes for tracking algorithms.

	tracking-by-segmentation algorithms						tracking-by-detection algorithms		
	Ours	AMCT [11]	OGBDT [31]	HT [14]	SPT [41]	PT [15]	MUSTer [6]	DSST [7]	MEEM [1]
DAVIS [35]	61.8	60.9	50.0	35.8	43.2	41.6	25.9	58.4	52.7
GBS [36, 37, 38]	81.2	80.0	61.2	43.0	55.2	44.7	59.4	62.9	52.6
ST2 [39]	68.6	64.8	50.2	44.9	53.5	32.2	58.8	62.0	59.5
NR [31]	67.5	66.9	60.8	40.9	35.7	16.1	36.2	35.4	33.1
VS [40]	90.6	88.2	78.8	57.6	61.5	51.9	64.1	66.9	60.3

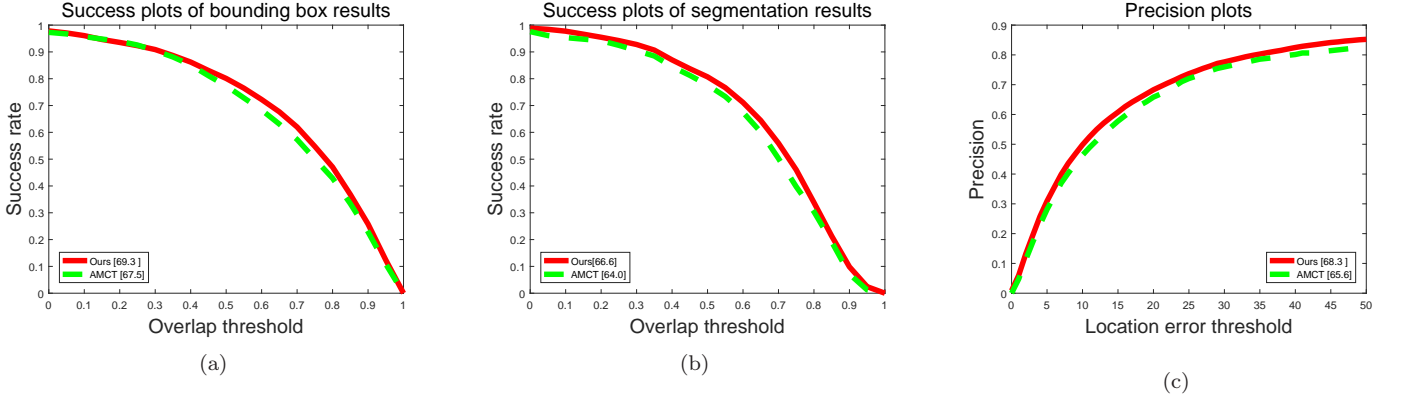


Figure 3: Success and precision plots on five datasets: (a) success plots in terms of bounding box overlap ratio (b) success plots in terms of segmentation overlap ratio (c) precision plots.


Figure 4: With challenges of non-rigid object deformation, occlusion, appearance changes and other challenges. From top to bottoms, we show segmentation and tracking results of *fox1* in VS, *tennis* in GBS, *penguin3* in ST2, *Volleyball* in NR and *blackswan* in Davis.

Table 3: Comparison of the proposed algorithm with only-smoothing, and none of both on overall datasets.

	Ours	only-smoothing	none
Success-Seg	66.6	65.6	64.6
Success-Box	69.3	68.2	67.1
Precision	68.3	68.1	66.7

6. Conclusion

This paper proposes a simple and efficient graph convolutional representation model for object segmentation-based tracking tasks. The proposed model provides a general end-to-end framework which integrates label linear prediction and structure-aware feature information of each super-pixel together to obtain object segmentation and further improve the performance of tracking. An effective algorithm has been developed to optimize the proposed model. Extensive experiments show that our method obtains better performance.

References

- [1] J. Zhang, S. Ma, S. Sclaroff, MEEM: robust tracking via multiple experts using entropy minimization, in: European Conference on Computer Vision ECCV, Vol. 8694, 2014, pp. 188–203.
- [2] B. Babenko, M. Yang, S. J. Belongie, Robust object tracking with online multiple instance learning, IEEE Trans. Pattern Anal. Mach. Intell. 33 (8) (2011) 1619–1632.
- [3] H. Grabner, C. Leistner, H. Bischof, Semi-supervised on-line boosting for robust tracking, in: Computer Vision - ECCV, Vol. 5302, 2008, pp. 234–247.
- [4] X. Li, C. Shen, A. R. Dick, A. van den Hengel, Learning compact binary codes for visual tracking, in: 2013 IEEE Conference on Computer Vision and Pattern Recognition, 2013, pp. 2419–2426.
- [5] M. Danelljan, G. Bhat, F. S. Khan, M. Felsberg, ECO: efficient convolution operators for tracking, in: 2017 IEEE Conference on Computer Vision and Pattern Recognition, CVPR, 2017, pp. 6931–6939.
- [6] Z. Hong, Z. Chen, C. Wang, X. Mei, D. V. Prokhorov, D. Tao, Multi-store tracker (muster): A cognitive psychology inspired approach to object tracking, in: IEEE Conference on Computer Vision and Pattern Recognition, CVPR, 2015, pp. 749–758.
- [7] M. Danelljan, G. Häger, F. S. Khan, M. Felsberg, Accurate scale estimation for robust visual tracking, in: British Machine Vision Conference, BMVC, 2014.
- [8] B. Jiang, Y. Zhang, J. Tang, B. Luo, C. Li, Robust visual tracking via laplacian regularized random walk ranking, Neurocomputing 339 (APR.28) (2019) 139–148.
- [9] B. Huang, T. Xu, B. Liu, B. Yuan, Context constraint and pattern memory for long-term correlation tracking, Neurocomputing 377 (2020) 1–15.
- [10] F. Wu, C. Vong, Q. Liu, Tracking objects with partial occlusion by background alignment, Neurocomputing 402 (2020) 1–13.
- [11] D. Yeo, J. Son, B. Han, J. H. Han, Superpixel-based tracking-by-segmentation using markov chains, in: 2017 IEEE Conference on Computer Vision and Pattern Recognition CVPR, 2017, pp. 511–520.
- [12] S. Lee, W. Jang, C. Kim, Tracking-by-segmentation using superpixel-wise neural network, IEEE Access 6 (2018) 54982–54993.
- [13] C. Aeschliman, J. Park, A. C. Kak, A probabilistic framework for joint segmentation and tracking, in: The Twenty-Third IEEE Conference on Computer Vision and Pattern Recognition, CVPR, 2010, pp. 1371–1378.
- [14] M. Godec, P. M. Roth, H. Bischof, Hough-based tracking of non-rigid objects, Comput. Vis. Image Underst. 117 (10) (2013) 1245–1256.
- [15] S. Duffner, C. Garcia, Pixeltrack: A fast adaptive algorithm for tracking non-rigid objects, in: IEEE International Conference on Computer Vision, ICCV 2013, Sydney, Australia, December 1–8, 2013, 2013, pp. 2480–2487.
- [16] F. Yang, H. Lu, M. Yang, Robust superpixel tracking, IEEE Transactions on Image Processing 23 (4) (2014) 1639–1651.
- [17] L. Wang, H. Lu, M. Yang, Constrained superpixel tracking, IEEE Trans. Cybern. 48 (3) (2018) 1030–1041.
- [18] D. Duvenaud, D. Maclaurin, J. Aguilera-Iparraguirre, Convolutional networks on graphs for learning molecular fingerprints, in: Advances in Neural Information Processing Systems 28: Annual Conference on Neural Information Processing Systems, 2015, pp. 2224–2232.
- [19] T. N. Kipf, M. Welling, Semi-supervised classification with graph convolutional networks, 2016, CoRR abs/1609.02907.
- [20] M. Niepert, M. Ahmed, K. Kutzkov, Learning convolutional neural networks for graphs, in: Proceedings of the 33rd International Conference on Machine Learning, ICML, Vol. 48, 2016, pp. 2014–2023.
- [21] B. Jiang, X. Jiang, J. Tang, B. Luo, S. Huang, Multiple graph convolutional networks for co-saliency detection, in: IEEE International Conference on Multimedia and Expo, ICME, 2019, pp. 332–337.
- [22] Z. Chen, X. Wei, P. Wang, Y. Guo, Multi-label image recognition with graph convolutional networks, in: IEEE Conference on Computer Vision and Pattern Recognition, CVPR, 2019, pp. 5177–5186.
- [23] J. Qiu, J. Tang, H. Ma, Y. Dong, K. Wang, J. Tang, Deepinf: Social influence prediction with deep learning, in: Proceedings of the 24th ACM SIGKDD International Conference on Knowledge Discovery and Data Mining, KDD, 2018, pp. 2110–2119.
- [24] B. Jiang, X. Wang, B. Luo, PH-GCN: person re-identification with part-based hierarchical graph convolutional network, CoRR abs/1907.08822.
- [25] J. Park, M. Lee, H. J. Chang, K. Lee, J. Y. Choi, Symmetric graph convolutional autoencoder for unsupervised graph representation learning, in: 2019 IEEE/CVF International Conference on Computer Vision, ICCV, 2019, pp. 6518–6527.
- [26] B. Jiang, P. Sun, J. Tang, B. Luo, Glnet: Graph learning-matching networks for feature matching, CoRR abs/1911.07681.
- [27] F. Wu, A. H. S. Jr., T. Zhang, C. Fifty, T. Yu, K. Q. Weinberger, Simplifying graph convolutional networks, in: Proceedings of the 36th International Conference on Machine Learning, ICML, Vol. 97, 2019, pp. 6861–6871.
- [28] Z. Tu, A. Zhou, B. Jiang, B. Luo, Visual object tracking via graph convolutional representation, in: IEEE International Conference on Multimedia and Expo Workshops, ICME Workshops, 2019, pp. 234–239.
- [29] J. Gao, T. Zhang, C. Xu, Graph convolutional tracking, in: IEEE Conference on Computer Vision and Pattern Recognition, CVPR, 2019, pp. 4649–4659.
- [30] L. Bertinetto, J. Valmadre, J. F. Henriques, A. Vedaldi, P. H. S. Torr, Fully-convolutional siamese networks for object tracking, in: Computer Vision - ECCV, October 8–10 and 15–16, 2016, Proceedings, Part II, Vol. 9914 of Lecture Notes in Computer Science, 2016, pp. 850–865.
- [31] J. Son, I. Jung, K. Park, B. Han, Tracking-by-segmentation with online gradient boosting decision tree, in: 2015 IEEE International Conference on Computer Vision, ICCV, 2015, pp. 3056–3064.
- [32] R. Achanta, A. Shaji, K. Smith, A. Lucchi, P. Fua, S. Süsstrunk, Slic superpixels compared to state-of-the-art superpixel methods, IEEE Transactions on Pattern Analysis and Machine Intelligence 34 (11) (2012) 2274–2282.
- [33] L. Bao, Q. Yang, H. Jin, Fast edge-preserving patchmatch for large displacement optical flow, IEEE Trans. Image Process. 23 (12) (2014) 4996–5006.
- [34] W. Wang, Y. Yan, F. Nie, S. Yan, N. Sebe, Flexible manifold

- learning with optimal graph for image and video representation, *IEEE Transactions on Image Processing* 27 (6) (2018) 2664–2675.
- [35] F. Perazzi, J. Pont-Tuset, B. McWilliams, L. V. Gool, M. H. Gross, A. Sorkine-Hornung, A benchmark dataset and evaluation methodology for video object segmentation, in: *IEEE Conference on Computer Vision and Pattern Recognition, CVPR*, 2016, pp. 724–732.
 - [36] S. Kwak, T. Lim, W. Nam, B. Han, J. H. Han, Generalized background subtraction based on hybrid inference by belief propagation and bayesian filtering, in: *IEEE International Conference on Computer Vision, ICCV*, 2011, pp. 2174–2181.
 - [37] J. Lim, B. Han, Generalized background subtraction using superpixels with label integrated motion estimation, in: D. J. Fleet, T. Pajdla, B. Schiele, T. Tuytelaars (Eds.), *Computer Vision - ECCV European Conference, Zurich, Switzerland, September 6-12, 2014, Proceedings, Part V*, Vol. 8693, 2014, pp. 173–187.
 - [38] T. Lim, S. Hong, B. Han, J. H. Han, Joint segmentation and pose tracking of human in natural videos, in: *IEEE International Conference on Computer Vision, ICCV*, 2013, pp. 833–840.
 - [39] F. Li, T. Kim, A. Humayun, D. Tsai, J. M. Rehg, Video segmentation by tracking many figure-ground segments, in: *IEEE International Conference on Computer Vision, ICCV*, 2013, pp. 2192–2199.
 - [40] K. Fukuchi, K. Miyazato, A. Kimura, S. Takagi, J. Yamato, Saliency-based video segmentation with graph cuts and sequentially updated priors, in: *Proceedings of the IEEE International Conference on Multimedia and Expo, ICME*, 2009, pp. 638–641.
 - [41] S. Wang, H. Lu, F. Yang, M. Yang, Superpixel tracking, in: D. N. Metaxas, L. Quan, A. Sanfeliu, L. V. Gool (Eds.), *IEEE International Conference on Computer Vision, ICCV*, 2011, pp. 1323–1330.
 - [42] J. F. Henriques, R. Caseiro, P. Martins, J. Batista, High-speed tracking with kernelized correlation filters, *IEEE Transactions on Pattern Analysis and Machine Intelligence* 37 (3) (2015) 583–596.
 - [43] Y. Wu, J. Lim, M. Yang, Object tracking benchmark, *IEEE Transactions on Pattern Analysis and Machine Intelligence* 37 (9) (2015) 1834–1848.