

Linking Stakeholders' Viewpoint Concerns with Microservices

Mujahid Sultan^{†,*}

[†] Department of Computer Science, Ryerson University, Toronto, Canada

^{*} Treasury Board Secretariat, Government of Ontario, Toronto, Canada
mujahid.sultan@ryerson.ca;ontario.ca}

ABSTRACT

Widespread adoption of *agile project management*, *independent delivery* with microservices, and *automated deployment* with DevOps has tremendously speedup the systems development. The real game-changer is *continuous integration (CI)*, *continuous delivery* and *continuous deployment (CD)*. Organizations can do multiple releases a day, shortening the test, release, and deployment cycles from weeks to minutes.

Maturity of container technologies like Docker and container orchestration platforms like Kubernetes has promoted microservices architecture, especially in the cloud-native developments. Various tools are available for setting up CI/CD pipelines. Organizations are moving away from monolith applications and moving towards microservices-based architectures. Organizations can quickly accumulate hundreds of such microservices accessible via *application programming interfaces (APIs)*.

The primary purpose of these modern methodologies is agility, speed, and reusability. While DevOps offers speed and time to market, agility and reusability may not be guaranteed unless microservices and API's are linked to enterprise-wide stakeholders' needs. The link between business needs and microservices/APIs is not well captured nor adequately defined.

In this publication, we describe a structured method to create a logical link among APIs and microservices-based agile developments with enterprise stakeholders' needs and *viewpoint concerns*. This method enables capturing and documenting enterprise-wide stakeholders' needs, whether these are business owners, planners (product owners, architects), designers (developers, DevOps engineers), or the partners and subscribers of an enterprise.

KEYWORDS

Microservices, DevOps, Stakeholder Viewpoints, Requirements Engineering, Enterprise Architecture

1 INTRODUCTION

The IT industry has seen many transformations in the Software Development Life Cycle (SDLC) methodologies and development approaches. SDLCs ranging from waterfall to agile, and the development approaches from monolith to microservices. The fundamental difference between the monolith and the microservices architectures is the code-base. Monolith applications work of a central and relatively large code-base, whereas microservices have a independent and relatively small code-base. Due to the agile SDLCs, new microservices can be designed very quickly and deployed in production immediately. Agile management practices and microservice

designs culminated in a new way of developing software - the DevOps, where Continuous Integration (CI) and Continuous Delivery (CD) play a major role. Most of the medium to large organizations, like public and semi-public entities who remained married to structured methodologies (like Enterprise Architecture frameworks) of creating enterprise blueprints, find it very difficult to transition to these new software development approaches.

Business process management (BPM) and Enterprise Architecture (EA) disciplines emerged to streamline the business and systems gap. With the adoption of agile methodologies and DevOps, this gap is widening. EA management is a practice to document relationships among businesses and systems. Many EA frameworks have evolved [45], and have received some maturity [48] over the past decade, TOGAF, FEAF, and Zachman, to name a few. A comprehensive review of EA and EA frameworks given in [23, 38, 57]; and evaluating EA frameworks given in [39, 47, 53]. EA frameworks consist of artifacts, which are descriptions of the enterprise from a specific viewpoint¹ of a group of stakeholders [30, 46]. The stakeholders' groups are owners, designers (architects), systems engineers, and developers.

John Zachman introduced the concept of Information System Architecture (ISA) in 1987 [60]. The Zachman framework describes stakeholders' views focusing on five "wh" interrogatives (*what, who, where, why, and when*) and one "h" interrogative (*how*). This focus comes from journalism's w5h theory [31]. Sultan and Miranskyy [50, 51] applied linguistic findings to establish that the w5h set of interrogatives is not complete and added interrogative *which*. They denoted this new set of seven interrogatives as w6h. They demonstrated that asking questions, based on the w6h (in the order of precedence described in Figure 1), improves information flow for the description of stakeholders' *viewpoint concerns*.

While EA frameworks for monolith applications have matured, there is no structured approach for defining EA for microservices-based developments. In this publication, we extend the w6h EA framework and w6h requirements engineering pattern developed by [50, 51] to the microservices-based developments.

Road-map: The rest of the paper is organized as follows. In Section 2, we explore literature on defining EA for microservices based developments. In Section 3, we describe the technologies which enable microservice architectures. This section level sets the ground for the proposed method - given in Section 5. In Section 6, we discuss the proposed framework and its suitability in the creation

¹We use ANSI/IEEE Standard 1471-2000 definitions of stakeholders' views and viewpoints [28]. A view is a representation of a whole system from the perspective of a related set of concerns. A viewpoint defines the perspective from which a view is taken. A viewpoint is where you are looking from - the vantage point or perspective that determines what you see; a view is what you see.

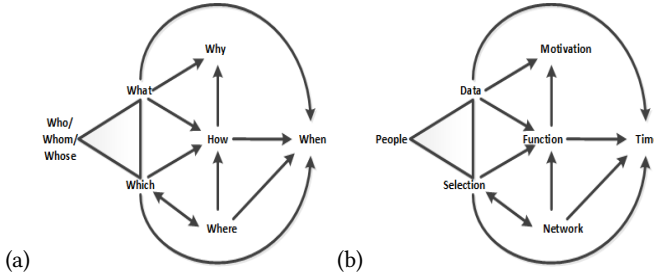


Figure 1: (a) Order and inter-dependencies of English Language Interrogatives based on [29] and [35]. (b) In System terms, the material categories corresponding to the interrogative words. Legend: The edges represent relationships among interrogatives, and the arrows point to dependent interrogatives. Directionless edges indicate an absence of dependence among interrogatives. Bidirectional arrows indicate interrogatives are interchangeable and have strong dependency among each other.

of microservice-based EA frameworks. In Section 7 we give some future research directions.

2 RELATED WORK

Thönes [54] and Nadareishvili et al. [43] provided background on microservices. Garriga [33] provided a complete analysis of microservices taxonomy, life cycle, and fitness in an organization. Benchmark requirements for microservices architecture research are given by [19]. Challenges in Documenting microservice-based IT landscape is captured in the survey paper by Kleehaus and Matthes [34] and Soldani et al. [49].

Reflections on SOA and microservices presented by Xiao et al. [58]. Contextual understanding of microservice architecture “current and future directions” is given by Cerny et al. [27]. Microservices architecture enablement with DevOps were investigated by Balalaie et al. [22]. Architectural patterns for microservices are given by [52].

There have been reasonable efforts and systematic approaches to identifying microservices from a monolith’s system functional requirements [55]. Several useful techniques for extracting microservice from monolith enterprise systems are given by [40]. Mazlami et al. [41] proposed a formal approach to extract microservices from monolith applications based on the class structure but did not consider stakeholders’ *viewpoint concerns*. O’Connor et al. [44] presented background on CD and CI and the DevOps enabling technologies but did not talk about the link between EA and microservices.

Kratzke and Peinl [36] presented the anatomy of the cloud-native stack and proposed microservice reference architecture for EA; it is a good summary of components of cloud-native developments but do not address the full set of enterprise stakeholders. A reference architecture for designing microservices is given by Yu et al. [59]. They presented a good representation of the microservice-based reference architecture model but kept themselves at the technology view level. Bogner and Zimmermann [25] investigated mechanisms for integrating microservice architecture and EA and presented a

very high-level meta-model without getting into the details of the stakeholders’ *viewpoint concerns*.

None of these studies considered alignment between enterprise stakeholders’ *viewpoint concerns* and microservices. Our work gives a structured approach to address these concerns systematically.

The need to define linkages between enterprise stakeholders’ needs and microservices is well established in the literature. Canat et al. [26] in their recent paper titled “Agile developments foe or friends with EA” found that 1) agile development and enterprise architecture can be combined, 2) there are clear communication problems among architects, different teams, and project owners, and 3) there is a lack of system and application reusability.

Our contribution in this work is to address these issues. We propose a framework, a structured approach, and a mind-map to capture enterprise stakeholders’ *viewpoint concerns* for microservice-based developments. This framework can be used for analysis, reuse and strategic planning filling the gap between enterprise architects and DevOps.

3 BACKGROUND

The primary advantage, microservice-based architecture (as compared to monolith) offers is independent development (in a language of choice), independent deployment, and loose coupling or access via the APIs. This paradigm warrants microservices to have their own piece of the data. The major difference between monolith applications and microservices-based systems is shown in Fig. 2. Similarly, this new way of designing systems puts the *events* at the center compared to data-centric monolith application architectures. As shown in Fig 3, the enterprise’s source of truth becomes events rather than a central repository.

Microservices are directly related to the business taxonomy of an enterprise and enable business process automation. APIs open an organizations’ business processes for automation within the organization as well as for the business partners.

APIs carry the business value and the way the rest of the world interacts with an organization and are directly related to the enterprise stakeholders’ *viewpoint concerns*. Microservices, on the other hand, automate business functions, sponsored by business stakeholders. Therefore, exploring the stakeholders’ *viewpoint concerns* for designing microservices and APIs is in order.

Microservices are discrete components of a system function or act as a composite application automating one or more business processes. Microservices are stand-alone applications automating business processes. One API can invoke many microservices to deliver a business function representing some part of the business process. This means the APIs can serve as a “contract” between two agents - providing the data or services (the output) in exchange for valid input. These attributes make APIs a valuable tool for business process automation.

To understand link between Microservices and the Stakeholders’ *viewpoint concerns*, we briefly describe the enabling technologies which lead to the development of microservices in Section 3.1 through Section 3.7.

A brief description of microservices, containers, and orchestration mechanisms is given below to put the stakeholders’ viewpoints in the perspective of DevOps and cloud-native developments.

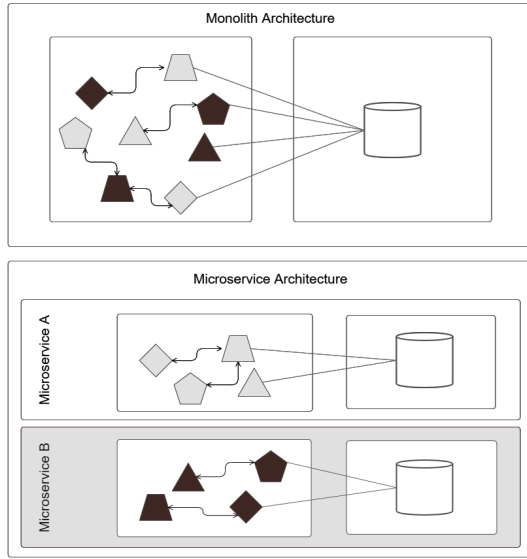


Figure 2: Monolith vs. Microservice Architecture. (Top) In the monolith architecture, there is a single source of persistent data for the entire application, mostly relational and normalized. (Bottom) Whereas, in the microservices architecture each microservice has its separate data store and is de-normalized.

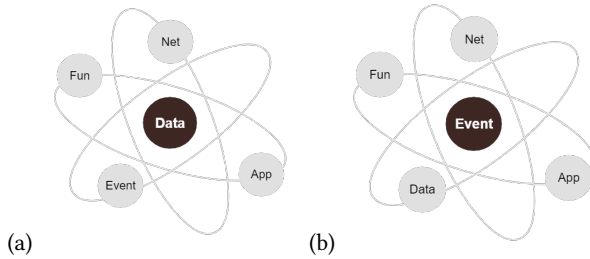


Figure 3: (A) Monolith architecture: The data is the center of development, and is preserved first. Applications and systems depend upon data. (b) Microservices architecture: The Event is at the center, the data depends upon events.

3.1 Cloud-Native Application Platforms

With the advent of cloud computing (on-demand availability of computer resources without direct active management by the user), most of the compute services can be offered as a service, for example, infrastructure as a service (IaaS), platform as a service (PaaS) and software as a service (SaaS). The microservices revolution happened with the advent of cloud-native developments on IaaS, which means that the organizations can develop their applications with their own data; the provider manages infrastructure only.

3.2 Microservices

A microservice is a complete application in itself, full-filling an entire business function, with its own development methodology and

technology stack. Microservices are attributed as radially available and on-demand consumable. Not all microservices are accessible to the outside world; these are called system or interface microservices. Similarly, some microservices are designed for synchronization or cleaning and are not discoverable or consumable on demand. Therefore, we can classify microservices in three broad categories, a) presentation-level, b) system-level, c) and integrity, or consistency check microservices. Each microservice has a different set of stakeholders' groups associated with it. Therefore, capturing and aligning their *viewpoint concerns* is essential for the enterprise.

The most common access mechanism for microservices is API endpoints. The endpoints need to have a registry for internal as well as external use. Externally these are used via the reverse proxy, whereas internally via some discovery and orchestration mechanism. The microservice architecture style's primary purpose is reusability, necessitating the need to align and link these APIs with the stakeholders' *viewpoint concerns*. Different stakeholders pay for different microservices in an enterprise. Therefore their needs should be accounted for, in the design of the microservices.

One of the core principles of the microservice developments is independent deployment. Independent deployability allows on-demand scaling. Suppose some part of the system experiences high load; in this case, we can re-deploy or move a microservice to an environment with more resources. Without having to scale up hardware capacity for the entire enterprise system, this became possible with the maturity of the container technologies - briefly described below.

3.3 Containers

Though containers have been around for a long time from *linux*, *solaris* [37], *lxc* [24], *virtuozzo* [8] to *Docker*, the real change was brought by Docker containers [24]. Docker [42] isolated resources that enable the packaging of applications with all dependencies installed, allowing the apps to run anywhere. Docker containers offer portability, performance, agility, isolation, and scalability of the applications. Despite the technical superiority, the platform's popularity is mainly due to the image registry, where creators can create images, and the consumers can download and use, called Docker-hub. The registry can be public as well as private. Once the organization creates an image, it can be stored in the repository and pulled when and where needed - making this a convenient feature in a microservice architecture.

3.4 Container Orchestration

Once containers are created, these can be deployed anywhere independently; the need arises to orchestrate the deployment of these containers on different infrastructure segments. Many products have emerged in this space Docker Swarm [17], Kubernetes [13], Apache Mesos [10], and Nomad [18]. However, Kubernetes have gained the most popularity and is widely used. Kubernetes (K8s) is an open-source system for automating deployment, scaling, and managing containerized applications. The docker containers are hosted in *pods* as a basic unit of computations in K8s. The major components of Kubernetes are a master node and a worker node. Worker nodes run a Docker engine and can host multiple containers. An agent called *Kubelet* runs at each worker node, and the

kube-proxy handles each node networking, and *container-runtime* is responsible for running the containers on each worker. The master node components are *kube-apiserver* which is a control plane and controls the entire workers and *pods* hosted on these. *Kube-scheduler* schedules *pods* and *kube-controller-manager* performs cluster operations and a distributed key-value store called *etcd*, stores the data and maintains states.

3.5 Service Mesh

When the number of microservices grow in number and complexity, the interaction between them becomes challenging - the discovery, load balancing, failure recovery, metrics, and rate-limiting, etc. The *Service Mesh* - is a networking component that sits on top of the container orchestration layer, and takes care of these issues with custom control planes e.g., Istio [9], Linkerd [7] and Conduit [3], etc. The main components of service mesh are a *Data plane* - which is lightweight proxy as “side-car”²; and a *Control plane* - which controls configurations of the proxies based on performance metrics.

3.6 Continuous Integration (CI); Continuous Delivery (CD); and Continuous Deployment (CD)

CI is a new software engineering practice to speed up software delivery by decreasing integration times. Integrations are verified by an automated build and test [32]. Similarly, Continuous Delivery is an automated build with each check-in of the new code. And Continuous Deployment is a process of releasing changes from the repository to production. CI/CD pipeline is performed via automated tools like Ansible [21], Drone [4], Spinnaker [15], AWS CodePipeline [2] and Otter [1], etc.

3.7 Complexity and Patterns

As shown in Fig. 3 and Fig. 2 each microservice has its own copy of the data and the events become a source of truth for the data aggregation. Individual microservices can accumulate and modify their own data, but in case of dependency (just like the referential integrity in RDBMS) there are several ways to handle it, and the industry is still evolving and experimenting with different things. The two most prominent patterns to address these issues are briefly described below.

3.7.1 Event Sourcing Pattern. One way to handle the data consistency in a microservices architecture is to event sourcing. Event sourcing persists the state of each microservice data as a sequence of state-changing events. When the state of microservice data changes, a new event is appended to the list of events. Thus by persisting events in an event store becomes a single source of truth for the enterprise.

3.7.2 Sidecar Pattern. Sidecar pattern name comes from the sidecar with a motorcycle, with the same life cycle as the microservice, and is tasked to perform peripheral tasks, such as monitoring, logging and, data integrity checks. Airbnb’s SmartStack [20] and Netflix Prana [11] are some examples.

²explained in Section 3.7.2

4 METHODS

To describe and capture the stakeholders’ *viewpoint concerns*, from microservices perspective, we take Zachman’s definition of stakeholders’ views as given below:

- A) Scope (Ballpark View),
- B) Business Model (Owner’s View),
- C) System Model (Designer’s View),
- D) Technology Model (Builder’s View),
- E) Detailed Representations (Subcontractor’s View),

In the following, we define each view and the group of stakeholders who hold this view. Then we briefly describe stakeholders’ *viewpoint concerns* from each of w6h view points for microservice based developments. These descriptions constitute EA from microservices perspective.

4.1 Scope (Ballpark View)

“Ballpark View” sets the scope and puts architecture effort in perspective, and is also called the ‘contextual’ view of the organization and describes the environment and surroundings the enterprise will function in and interact with. The following groups of stakeholders see the organization from this view: business development directors, delivery managers, CIOs, CFOs, and CSOs, etc. Below is the detailed description of their *viewpoint concerns* from each viewpoint perspective.

These stakeholders need to capture the contextual information of APIs and Microservices (to be provisioned by the organization).

who (people):

This stakeholders’ *viewpoint concern* captures the list of businesses an enterprise interacts with and may expose microservices to. The list of the organizations an enterprise might interchange information via APIs. This *viewpoint concern* is used in planning for the business to business (B2B) and business to consumer (B2C).

what (data):

This stakeholders’ *viewpoint concern* captures a list of things an enterprise needs to conduct business with other businesses and organizations - used in the design of microservices and may be required to offer APIs.

which (selection):

In this *viewpoint concern*, we need to capture and select the list of organizations important to the enterprise - the target audiences of microservices and APIs important to business or vice versa - select microservices and APIs to conduct business.

where (network):

This *viewpoint concern* captures locations where the enterprise conducts its business - the candidate locations for microservices. The list of partner locations is also of interest form this viewpoint for planning purposes.

how (function):

It is essential to define business processes required for microservices and APIs at the contextual level. This allows for strategic planning and setting future goals at the highest level of the enterprise hierarchy.

why (motivation):

It becomes very important to link the vision and business reasons for the provision of microservices and APIs at the contextual level. Without this linkage, the IT may provide services and offer APIs without business need.

when (time):

Only the enterprise owners and planners can think and provide guidance on the business cycles important to the business: the target cycle of microservices and APIs renewal, retirement, or up-gradation.

Capturing these *viewpoint descriptions* from the *microservices* perspective adds to the enterprise's contextual view and enables planning for DevOps.

4.2 Business Model (Owner's View)

"Business Model" describes the owner's view of the enterprise. What the enterprise does and why is captured in the "business plan". A business plan describes the value proposition, customer segmentation, and the channels business wants to reach to the customers. "For whom are we creating the value" and "which ones of our customer's problems" we are helping to solve, are the usual value propositions.

The following groups of stakeholders see the enterprise from this view: shareholders, investors, founders, board of governors, etc. Below is the detailed description of their *viewpoint concerns* from each viewpoint perspective.

These stakeholders need to look at the conceptual level of the enterprise to see what API and Microservices will be provisioned by the organization, when, and why.

who (people):

This *viewpoint concern* identifies workflows required to expose microservices to internal or external audiences (organizations) via APIs

what (data):

This *viewpoint concern* describes the data elements (at semantic level) required for the design of microservices and APIs

which (selection):

This *viewpoint concern* deals with prioritization and, selection of the important business processes, business scenarios, business functions required to provide APIs and microservices.

where (network):

This *viewpoint concern* captures locations (geographic locations) where specific microservices may reside (for example, the data center location for latency or specific service offering), and APIs may be offered.

how (function):

This *viewpoint concern* captures and defines at the business function level, which business function will be automated with what microservice. Similarly, this *viewpoint concern* also defines which business functions will be exposed via APIs. Table 1 below captures this *viewpoint concern* in tabular form.

Table 1: business taxonomy offered via μ services and APIs

Business Taxonomy	μ service _{1..n}	API _{1..n}
Business Function ₁	x	x
Business Function ₂	x	
Business Function _n		x

why (motivation):

It is very important to capture and define the motivation and reasons for the provision of important business services which are the target for microservices and APIs. This *viewpoint concern* captures and documents these.

when (time):

This *viewpoint concern* captures business cycles for which a specific API or microservice is provided, modified, updated, or expired.

4.3 System Model (Designer's View)

The systems model is the view of an enterprise from the system designer's perspective (automation perspective). Where the business processes (candidates for automation) are described in microservice terms. At this stage, the designers (system engineers/architects) identify business concepts (entities) on which the microservices will work (use-cases, application components, etc.) or the entities used by microservices and APIs. API naming conventions and naming guidelines are documented. The CD and CI pipelines are decided, and tools are selected.

The following groups of stakeholders see the organization from this view: enterprise architects, requirements engineers, project managers, security architects, privacy specialists, internal and external regulators, auditors (internal and external), business continuity & disaster recovery planners, etc. Below is the detailed description of their *viewpoint concerns* from each viewpoint perspective.

who (people):

This *viewpoint concern* captures interface requirements for APIs and microservices. A Decision which microservices will be system-level microservices and which ones will be user-level microservice is decided in this *viewpoint concern*. Reverse proxy requirements and considerations from the access perspective may also be captured in this *viewpoint concern*. This can be captured in a table like a grid, as shown in Table ??.

Table 2: Interface requirements for μ services and APIs

Organization →	internal / external	B2B	B2C
μ service _{1..n}	x	x	
API _{1..n}	x		
reverse proxy		x	x

what (data):

This *viewpoint concern* captures logical data elements to be used by each microservice and exposed by APIs. This is the point the system designers may decide the microservice patterns ("event sourcing", "side-car" pattern, etc. [52]) to be used for persistent data, as shown in Table 3.

Table 3: Persistence requirements of μ services

Data elements	Pattern	Persistence
$\mu\text{service}_{1..n}$	side-car	x
API _{1..n}	event-sourcing	

which (selection):

Selection and prioritization based on the business demand/value is captured in this *viewpoint concern* - Which business processes, business scenarios, business functions and logical data elements are required for which APIs and microservices, please note that *which* quantifies the selection as described in detail by [50].

where (network):

This *viewpoint concern* captures decisions for the provision of microservice at different network locations. The decisions to group services in different Kubernetes pods and clusters are captured in this *viewpoint concern*. This can be represented in tabular form as shown in Table 4 below. The API Gateway rules are also defined by this *viewpoint concern*, as shown in Table 5.

Table 4: μ services deployment schemes and polices

Deployment	POD _{1..n}	Network _{1..n}	Service Mesh
$\mu\text{service}_{1..n}$.yaml files		.yaml files
Container _{1..n}	.yaml files	x	.yaml files

Table 5: API design and reverse proxy rules

Design	Design	API Gateway rules	endpoint to IP
API ₁	.yaml/json	rules	mappings
API _n	.yaml/json	rules	mappings

how (function):

This *viewpoint concern* captures business process models for provisioning APIs and microservices. As each microservice can be designed using a different technology stack, this can be captured as a grid, as shown in Table 6 below. Similarly, the design parameters - the output, the input and success criteria, and error methods along with the tools used to design the APIs can be captured in this *viewpoint concern* as shown in Table 7

Table 6: μ services technology stack

Tech Stack	Node	Python	GO
$\mu\text{service 1}$	x	x	
$\mu\text{service 2}$	x	x	
$\mu\text{service n}$		x	x

Table 7: μ services and API design details

API messages	Method	Tech	Code
API 1	get, post	OpenAPI[12]	300
API 2	delete	RAML[14]	201
API n	update	Swagger[16]	200

why (motivation):

This *viewpoint concern* captures business rules specific to microservices and APIs. And can be represented in tabular form, or a business rules engine can be used.

when (time):

This view captures business cycles on which a specific API or microservice is provided, modified, updated, or expired and can be captured in tabular form, see Table 8.

Table 8: μ services and API life-cycles

Business Cycles	Provide	Delete	Update
$\mu\text{service}_{1..n}$	business cycle	x	date
API _{1..n}	date	time	x

4.4 Technology Model (Builder's View)

"Technology Model" is the description of microservices from technology, data, and infrastructure perspective. The technology stack and the design decisions are captured in this viewpoint. These decisions play a major role in the CD and CI pipelines. For example, the configuration files (YAML files for containers and Kubernetes); the Software Development Kits (SDKs), and code samples are described in this *viewpoint concern*. The data transfer mechanisms between microservices (XML, JSON, Protocol Buffers known as gRPC [6], etc.) are also decided and captured in this *viewpoint concern*.

The following groups of stakeholders see the organization from this view: developers, programmers, designers, DevOps engineers, network engineers, SRE engineers, etc. Below is the detailed description of their *viewpoint concerns* from each viewpoint perspective.

who (people):

This *viewpoint concern* captures the detailed design decision of the APIs and microservices. The decision which microservices will be system-level microservices and which ones will be user-level microservice is decided. Reverse proxy rules and considerations from the access prospective are also captured in this *viewpoint concern*.

what (data):

This *viewpoint concern* captures details of physical data elements to be used by each microservice and/or exposed by APIs. This is the point the builders provide details on how the data between the microservices will be interchanged (JSON, XML, or gPRC).

which (selection):

This *viewpoint concern* deals with the selections and prioritization related to physical data elements. Low-level design decisions for the design of microservices and APIs are captured in this *viewpoint concern*. For example, the choice of

containers available for a specific microservice and the priority given to a specific container (for its light-weightness or availability in the private repositories).

where (network):

This *viewpoint concern* captures the detailed design of network locations where microservices are deployed. This *viewpoint concern* captures system networking requirements, such as Kubernetes clusters and the container networking requirements and needs, as shown in Table 9.

Table 9: K8s clusters Networking

POD _{1..n}	POD CNI	IP _{1..n}
$\mu\text{service}_{1..n}$	IP	IPs
Container _{1..n}	IP	IPs

how (function):

This *viewpoint concern* captures system-level design decisions of the APIs. The technology stack for each microservice is captured and the design parameters of the APIs - the access, authorization, and authentication mechanisms, are captured in this *viewpoint concern*.

why (motivation):

This *viewpoint concern* captures business rules implementations for microservices and APIs.

when (time):

This *viewpoint concern* captures detailed mechanisms for the expiration and deletion of microservices and APIs at specific business cycles and events.

4.5 Detailed Representations (Consumer's View)

This viewpoint describes how external consumers see the enterprise from outside. The stakeholders in this group include the business owners of external enterprises, the architects, and developers community outside the enterprise. These stakeholders' *viewpoint concerns* are how the to conduct business with the enterprise and how the systems level integration will work.

The US-based technology giants, also known as FANG (Facebook, Amazon, Netflix, Google) [56] offer SDKs and code examples that directly target this group of stakeholders. The terms like "developers experience" comes from providing this *viewpoint concern*. Most of the industry leaders in technology provide detailed descriptions of their APIs and issue SDKs of their services. Their target audiences are the designers, architects, and developers in consuming organizations (these audiences, in turn, steer the partner organizations' business leaders to buy services from the enterprise). In this *viewpoint concern*, the needs of external stakeholders are captured and defined. These views and *viewpoint concerns* of stakeholders, enable other organizations to consume what the enterprise offers.

This view focuses on the detailed representation of the organizations' microservices and APIs - API documentation (Swagger, OpenAPI, GraphQL [5]); and the Microservices SDKs and code samples. These *viewpoint concerns* can be captured in the form given in Table 10.

Table 10: SDKs and code samples

Consumers View	SDK	Code Samples	Documentation
$\mu\text{service}_{1..n}$	details	details	details
API _{1..n}	details	details	details

5 THE PROPOSED FRAMEWORK

Based on the technologies described in Section 3 and the descriptions given in *Methods* (Section 4), we organize *viewpoint concerns* in tabular form, as shown in Table 11. The columns in Table 11 represent the ordered view points and the rows are stakeholders' groups drawing from work by Sultan and Miransky [50, 51]. Each cell in Table 11 contains *viewpoint concerns* of a given stakeholders' group from a specific view point. The order and precedence of the view points enables capturing holistic EA of the enterprise [51].

6 DISCUSSION

In this publication, we described the fundamental components of microservices based cloud-native application developments. We presented a structured methodology to capture and define stakeholders' *viewpoint concerns* from microservices and APIs perspective. We used well-established viewpoints to gather the full-some view of the entire enterprise. This structured approach enables capturing and defining each stakeholder's needs. Once the full-some needs and *viewpoint concerns* are captured, these enable engineering and analysis for strategic planning, alignment, reusability, and agility.

It is well established in the industry that there is a widening gap between EA and DevOps teams. The methodology we provided in this publication fills this gap by enabling DevOps teams to understand the stakeholders' *viewpoint concerns*. At the same time, this enables enterprise architects to capture and define microservices-based DevOps developments in enterprise architecture constructs.

The methods described in Section 4 can be used to create a full blueprint of the entire enterprise from stakeholders' *viewpoint concerns* perspective for microservices-based developments. This framework establishes a mind-map to start the architectural effort for microservice-based developments. The order of viewpoints enables asking and capturing the *viewpoint concerns* in the right order without missing necessary and required information. With the advent of microservices-based DevOps developments, organizations are facing another challenge, known as BiModel IT³. Most legacy applications may fulfill their functional requirements; these are not scalable or interoperable with the modern microservices-based architectures. The proposed framework enables dealing with these challenges by providing tools (the ordered stakeholders' *viewpoints concerns*) to bridge the gap between these two inherently disjoint worlds. In summary the proposed framework can help organizations:

- With tools to manage life-cycle (provisioning, span, and retirement) of microservices and APIs;
- Scale microservices based on stakeholders' needs;
- Reduce complexities of microservices based developments;
- Link between stakeholders' needs can increase sponsorship;

³Gartner defines BiModal IT as "the practice of managing two separate, coherent modes of IT delivery, one is focused on stability and the other on agility"

Table 11: The proposed framework: Rows are the views - how stakeholders view an organization, and the square brackets list key stakeholders in a view. Columns are stakeholders' viewpoints (in the order proposed by [50, 51]). The cells are high-level stakeholders' *viewpoint concerns* from a specific viewpoint.

	(1)	(2)	(3)	(4)	2,3/2,4 \Rightarrow (5)	2,5 \Rightarrow (6)	4,5 \Rightarrow (7)
Microservices (μ-services)	People (who)	Data (what)	Selection (which)	Network (where)	Function (How)	Motivation (Why)	Time (when)
Scope (<i>Ballpark View</i>): [Business Development Directors, CIOs, CFOs, and CSOs]	list of business the enterprise may develop μ services for, and expose or consume APIs from.	List of things required for each μ -service and/or API	Which: prioritized list of organizations, μ -services and APIs candidate for reuse	List of locations for hosting μ -services and related technologies	List of business processes for design each μ -service	List of business goals/strategies for each μ -service and API	List of cycles significant for μ -service and APIs
Business Model (<i>Owners' View</i>): [Shareholders, Investors, Founders, Board of Governors]	e.g., μ -services workflow models	e.g., μ -services semantic models	e.g., Which business process, data elements are required for μ services and APIs	e.g., Datacenter locations where specific μ -service reside	e.g., Business taxonomy and linkage between business processes with μ services and APIs, as shown in Table 1	e.g., Business goals related to μ services and APIs	e.g., business cycles when an API or μ -service is provided, modified, updated, or expired.
System Model (<i>Designer's View</i>): [enterprise architects, requirements engineers, security architects, privacy specialists, BCP planners]	e.g., s interface requirements for APIs and μ -services Table ??	e.g., logical data elements to be used by each μ -service and exposed by APIs - Table 3	e.g., Selection and prioritization of business processes/logical data elements required by API and μ -services	e.g., Distributed μ -service and container architecture Table 4, Gateway and reverse proxy rules Table 5	e.g., μ -service technology stack and API design mechanisms Table 6 & Table 7	e.g., μ -service business rules	e.g., Automated deletion / provisioning of μ -services at pre-specified time
Technology Model (<i>Builder's View</i>): [DevOps engineers, programmers, network engineers, SRE engineers]	e.g., μ -services architecture (system vs user level μ services)and patterns	e.g., μ -service physical data elements; data interface specifications (JSON, XML or gPRC)	e.g., Selection and prioritization of low-level design components, like containers, and pods etc.	e.g., μ -service and container deployment locations, locations of Kubernetes clusters and configuration files (.yaml)	e.g., μ -service technology stack, API access, authentication and authorization mechanisms	e.g., Business rules implementations for μ -services and APIs	e.g., zero-touch deployment scripts for auto provision/deletions of μ -services
Detailed Representations (<i>Consumer's View</i>):	SDKs, APIs and Code Samples; See Table 10 e.g., (curl -v -X GET https://api.sandbox.paypal.com/v1/payment-experience/web-profiles/XP-8YTH-NNP3-WSVN-3C76 -H "Content-Type: application/json" -H "Authorization: Bearer Access-Token");						

- Perform analysis for strategic planning and future growth;
- Promote and increase re-use of microservices;
- Bridge the gap between DevOps and EA teams;
- Provide tools to control costs associated with DevOps.

7 FUTURE RESEARCH

We intend to use graph theory to model and cluster stakeholders' *viewpoint concerns* and microservices. For example, to retire a week microservice which does not carry a business value, we may cluster weighted graph as this framework presented in this publications

enables such representation. We encourage EA practitioners to validate the proposed framework with data collected from their enterprises. These findings will enable novel work in stakeholders' viewpoints and microservice-based developments.

Disclaimer: The opinions expressed in this paper are those of the authors and not necessarily of the Government of Ontario.

REFERENCES

- [1] 2020. Accelerate DevOps on Windows. (sep 2020). Retrieved September 2, 2020 from <https://inedo.com/>
- [2] 2020. AWS Codepipeline. (sep 2020). Retrieved September 2, 2020 from <https://aws.amazon.com/codepipeline/>
- [3] 2020. Conduit. (sep 2020). Retrieved September 2, 2020 from <https://conduit.io/>
- [4] 2020. Drone CI – Automate Software Testing and Delivery. (sep 2020). Retrieved September 2, 2020 from <https://drone.io/>
- [5] 2020. GraphQL. (sep 2020). Retrieved September 2, 2020 from <https://graphql.org/>
- [6] 2020. gRPC. (sep 2020). Retrieved September 2, 2020 from <https://grpc.io/>
- [7] 2020. Homepage. (sep 2020). Retrieved September 2, 2020 from <https://linkerd.io/>
- [8] 2020. Hyperconverged Infrastructure Software Provider. (sep 2020). Retrieved September 2, 2020 from <https://www.virtuozzo.com/>
- [9] 2020. Istio. (sep 2020). Retrieved September 2, 2020 from <https://istio.io/>
- [10] 2020. Mesos. (sep 2020). Retrieved September 2, 2020 from <http://mesos.apache.org/>
- [11] 2020. Netflix/Prana. (sep 2020). Retrieved September 2, 2020 from <https://github.com/Netflix/Prana>
- [12] 2020. OpenAPI. (sep 2020). Retrieved September 2, 2020 from <https://www.openapis.org/>
- [13] 2020. Production-Grade Container Orchestration. (sep 2020). Retrieved September 2, 2020 from <https://kubernetes.io/>
- [14] 2020. RAML. (sep 2020). Retrieved September 2, 2020 from <https://raml.org/>
- [15] 2020. Spinnaker. (sep 2020). Retrieved September 2, 2020 from <https://spinnaker.io/>
- [16] 2020. Swagger. (sep 2020). Retrieved September 2, 2020 from <https://swagger.io>
- [17] 2020. Swarm mode overview. (Aug 2020). <https://docs.docker.com/engine/swarm/> Online; accessed 1 September 2020.
- [18] 2020. Workload Orchestration Made Easy. (sep 2020). Retrieved September 2, 2020 from <https://www.nomadproject.io/>
- [19] Carlos M Aderaldo, Nabor C Mendonça, Claus Pahl, and Pooyan Jamshidi. 2017. Benchmark requirements for microservices architecture research. In *2017 IEEE/ACM 1st International Workshop on Establishing the Community-Wide Infrastructure for Architecture-Based Software Engineering (ECASE)*. IEEE, 8–13.
- [20] AirbnbEng. 2016. SmartStack: Service Discovery in the Cloud. (Dec 2016). <https://medium.com/airbnb-engineering/smartstack-service-discovery-in-the-cloud-4b8a080de619>
- [21] Red Hat Ansible. 2020. Ansible. (sep 2020). Retrieved September 2, 2020 from <https://www.ansible.com/>
- [22] Armin Balalaie, Abbas Heydarnoori, and Pooyan Jamshidi. 2016. Microservices architecture enables devops: Migration to a cloud-native architecture. *Ieee Software* 33, 3 (2016), 42–52.
- [23] Scott A Bernard. 2012. *An introduction to enterprise architecture*. AuthorHouse.
- [24] David Bernstein. 2014. Containers and cloud: From lxc to docker to kubernetes. *IEEE Cloud Computing* 1, 3 (2014), 81–84.
- [25] Justus Bogner and Alfred Zimmermann. 2016. Towards integrating microservices with adaptable enterprise architecture. In *2016 IEEE 20th International Enterprise Distributed Object Computing Workshop (EDOCW)*. IEEE, 1–6.
- [26] Mert Canat, Núria Pol Català, Alexander Jourkovski, Svetlomid Petrov, Martin Wellme, and Robert Lagerström. 2018. Enterprise architecture and agile development: Friends or foes?. In *2018 IEEE 22nd International Enterprise Distributed Object Computing Workshop (EDOCW)*. IEEE, 176–183.
- [27] Tomas Cerny, Michael J Donahoe, and Michal Trnka. 2018. Contextual understanding of microservice architecture: current and future directions. *ACM SIGAPP Applied Computing Review* 17, 4 (2018), 29–45.
- [28] IEEE Software Engineering Standards Committee et al. 2000. Recommended Practices for Architectural Description of Software-Intensive Systems (IEEE Std 1471-2000). *IEEE Computer Society* (2000).
- [29] Michael Cysouw. 2004. Interrogative words: an exercise in lexical typology. In *Presentation presented at the Bantu grammar: description and theory workshop, February*, Vol. 13.
- [30] Anthony Finkelstein, Jeff Kramer, Bashar Nuseibeh, Ludwik Finkelstein, and Michael Goedicke. 1992. Viewpoints: A framework for integrating multiple perspectives in system development. *International Journal of Software Engineering and Knowledge Engineering* 2, 01 (1992), 31–57.
- [31] Leon Nelson Flint. 1917. *Newspaper writing in high schools: Containing an outline for the use of teachers*. Pub. from the Department of journalism Press in the University of Kansas.
- [32] Martin Fowler and Matthew Foemmel. 2006. Continuous integration. (2006).
- [33] Martin Garriga. 2017. Towards a taxonomy of microservices architectures. In *International Conference on Software Engineering and Formal Methods*. Springer, 203–218.
- [34] Martin Kleehaus and Florian Matthes. 2019. Challenges in Documenting Microservice-Based IT Landscape: A Survey from an Enterprise Architecture Management Perspective. In *2019 IEEE 23rd International Enterprise Distributed Object Computing Conference (EDOC)*. IEEE, 11–20.
- [35] Jean-Pierre Koenig. 2004. Any questions left? Review of Ginzburg & Sag's Interrogative investigations. *Journal of linguistics* 40, 01 (2004), 131–148.
- [36] Nane Kratzke and René Peinl. 2016. Clouns-a cloud-native application reference model for enterprise architects. In *2016 IEEE 20th International Enterprise Distributed Object Computing Workshop (EDOCW)*. IEEE, 1–10.
- [37] Menno Lageman and Sun Client Solutions. 2005. Solaris containers – what they are and how to use them. *Sun BluePrints OnLine* (2005), 819–2679.
- [38] Marc Lankhorst et al. 2009. *Enterprise architecture at work*. Vol. 352. Springer.
- [39] Susanne Leist and Gregor Zellner. 2006. Evaluation of current architecture frameworks. In *Proceedings of the 2006 ACM symposium on Applied computing*. ACM, 1546–1553.
- [40] Alessandra Levcovitz, Ricardo Terra, and Marco Tulio Valente. 2016. Towards a technique for extracting microservices from monolithic enterprise systems. *arXiv preprint arXiv:1605.03175* (2016).
- [41] Genc Mazlami, Jürgen Cito, and Philipp Leitner. 2017. Extraction of microservices from monolithic software architectures. In *2017 IEEE International Conference on Web Services (ICWS)*. IEEE, 524–531.
- [42] Dirk Merkel. 2014. Docker: lightweight linux containers for consistent development and deployment. *Linux journal* 2014, 239 (2014), 2.
- [43] Irakli Nadareishvili, Ronnie Mitra, Matt McLarty, and Mike Amundsen. 2016. *Microservice architecture: aligning principles, practices, and culture*. " O'Reilly Media, Inc."
- [44] Rory V O'Connor, Peter Elger, and Paul M Clarke. 2017. Continuous software engineering – a microservices architecture perspective. *Journal of Software: Evolution and Process* 29, 11 (2017), e1866.
- [45] Carla Marques Pereira and Pedro Sousa. 2004. A method to define an Enterprise Architecture using the Zachman Framework. In *Proceedings of the 2004 ACM symposium on Applied computing*. ACM, 1366–1371.
- [46] Nick Rozanski and Eóin Woods. 2012. *Software systems architecture: working with stakeholders using viewpoints and perspectives*. Addison-Wesley.
- [47] Jaap Schekkerman. 2004. *How to survive in the jungle of enterprise architecture frameworks: Creating or choosing an enterprise architecture framework*. Trafford Publishing.
- [48] Hanifa Shah and Mohamed El Kourdi. 2007. Frameworks for enterprise architecture. *It Professional* 9, 5 (2007), 36–41.
- [49] Jacopo Soldani, Damian Andrew Tamburri, and Willem-Jan Van Den Heuvel. 2018. The pains and gains of microservices: A systematic grey literature review. *Journal of Systems and Software* 146 (2018), 215–232.
- [50] Mujahid Sultan and Andriy Miransky. 2015. Ordering interrogative questions for effective requirements engineering: The W6H pattern. In *2015 IEEE Fifth International Workshop on Requirements Patterns (RePa)*. IEEE, 1–8.
- [51] Mujahid Sultan and Andriy Miransky. 2018. Ordering stakeholder viewpoint concerns for holistic enterprise architecture: the W6H framework. In *Proceedings of the 33rd Annual ACM Symposium on Applied Computing*. 78–85.
- [52] Davide Taibi, Valentina Lenarduzzi, and Claus Pahl. 2018. Architectural patterns for microservices: a systematic mapping study. SCITEPRESS.
- [53] Antony Tang, Jun Han, and Pin Chen. 2004. A comparative analysis of architecture frameworks. In *Software Engineering Conference, 2004. 11th Asia-Pacific*. IEEE, 640–647.
- [54] Johannes Thönes. 2015. Microservices. *IEEE software* 32, 1 (2015), 116–116.
- [55] Shmuel Tyszbrowicz, Robert Heinrich, Bo Liu, and Zhiming Liu. 2018. Identifying microservices using functional decomposition. In *International Symposium on Dependable Software Engineering: Theories, Tools, and Applications*. Springer, 50–65.
- [56] Dwayne Winseck. 2017. The geopolitical economy of the global internet infrastructure. *Journal of Information Policy* 7 (2017), 228–267.
- [57] Robert Winter and Ronny Fischer. 2006. Essential layers, artifacts, and dependencies of enterprise architecture. In *Enterprise Distributed Object Computing Conference Workshops, 2006. EDOCW'06. 10th IEEE International*. IEEE, 30–30.
- [58] Zhongxiang Xiao, Inji Wijegunaratne, and Xinjian Qiang. 2016. Reflections on SOA and Microservices. In *2016 4th International Conference on Enterprise Systems (ES)*. IEEE, 60–67.
- [59] Yale Yu, Haydn Silveira, and Max Sundaram. 2016. A microservice based reference architecture model in the context of enterprise architecture. In *2016 IEEE Advanced Information Management, Communicates, Electronic and Automation Control Conference (IMCEC)*. IEEE, 1856–1860.
- [60] John A Zachman. 1987. A framework for information systems architecture. *IBM systems journal* 26, 3 (1987), 276–292.