

A REDUCED ORDER MODEL FOR A STABLE EMBEDDED BOUNDARY PARAMETRIZED CAHN-HILLIARD PHASE-FIELD SYSTEM BASED ON CUT FINITE ELEMENTS

EFTHYMIOS N. KARATZAS^{1,2} AND GIANLUIGI ROZZA¹

ABSTRACT. In the present work, we investigate a cut finite element method for the parameterized system of second-order equations stemming from the splitting approach of a fourth order nonlinear geometrical PDE, namely the Cahn-Hilliard system. We manage to tackle the instability issues of such methods whenever strong nonlinearities appear and to utilize their flexibility of the fixed background geometry –and mesh– characteristic, through which, one can avoid e.g. in parametrized geometries the remeshing on the full order level, as well as, transformations to reference geometries on the reduced level. As a final goal, we manage to find an efficient global, concerning the geometrical manifold, and independent of geometrical changes, reduced order basis. The POD-Galerkin approach exhibits its strength even with pseudo-random discontinuous initial data verified by numerical experiments.

1. INTRODUCTION AND MOTIVATION

The Cahn-Hilliard model (CH), named after John Cahn and John Hilliard who suggested the system in 1958, describes a prototype of the process of phase separation, by which the two components of a binary fluid or material impulsively separate and form domains, pure in each component. These phase-field systems, are very interesting in the scientific community due to their great conservation properties in the sense that the phase separation process conserves the total concentration. They can be used to simulate many industrial systems, as the two-phase fluid flows for capturing the interface location between two immiscible fluids, [6, 7, 51], spinodal decomposition in binary alloys –a process in which a mixture of two fluids or materials decomposes into the pure materials– [42, 53], and the phase diagram for microphase multiscale separation for diblock copolymer-linear chain molecule consisting of two subchains joined covalently to each other, [24, 52]. Additionally, we mention the image inpainting, i.e., the filling in of damaged or missing regions of an image with the use of information from surrounding areas, [13, 21, 72], micro-structure with elastic inhomogeneity which determines the transformation path and the corresponding microstructure evolution, [82] and references therein, tumor growth simulation in order to provide optimal strategies for treatments, [4, 85], and topology optimization phase-field approach to the problem of minimizing the mean compliance of a multi-material structure, see e.g. [91, 14, 71].

The investigation of the behavior of such systems, started from the pioneer work [19] and the early works of [69, 34, 32]. Thereafter, a lower solution space regularity and a second order splitting method have been investigated in [33], the solution existence and error analysis in [31, 55], for higher order finite element we refer to [38] and for Discontinuous Galerkin in space approach to [84, 65]. Optimal control for non-convective or optimal control for the convective case have been studied in [73, 89, 39, 49, 28, 48], stochastic partial differential

¹SISSA, INTERNATIONAL SCHOOL FOR ADVANCED STUDIES, MATHEMATICS AREA, MATHLAB, TRIESTE, ITALY.

²DEPARTMENT OF MATHEMATICS, SCHOOL OF APPLIED MATHEMATICAL AND PHYSICAL SCIENCES, NATIONAL TECHNICAL UNIVERSITY OF ATHENS, ZOGRAFOU, GREECE.

E-mail addresses: karmakis@math.ntua.gr, grozza@sissa.it.

2010 Mathematics Subject Classification. 78M34, 97N40, 35Q35.

Key words and phrases. Cut Finite Element Method, Cahn Hilliard, Reduced Order Model, POD, Stabilization.

equations and stochastic analysis in the very new work of [37], Navier-Stokes/Cahn-Hilliard systems in [50, 47], and Cahn-Hilliard/Allen-Cahn systems in [9, 8, 88, 5].

Throughout this work, an efficient methodology for solving nonlinear systems governed by Cahn-Hilliard equations is studied within cut finite elements and reduced-order modeling. A stable fully discrete cut finite element numerical scheme for this geometrically parameterized nonlinear fourth-order diffusion system is introduced while a splitting approach, transforming the fourth-order equation into a coupled system of two second-order equations, is considered. In this embedded geometry framework, we propose a model order reduction technique using the advantages of a shape regular background mesh, recently investigated in [56, 59, 58]. The combination of unfitted mesh finite element methods and reduced order modeling allows us to obtain a fast evaluation, by considering the geometrical parametrized system, while we avoid remeshing, as well as the reference domain formulation, often used in boundary fitted finite element formulations.

This contribution is organized as follows: In Section 2 we define the continuous strong formulation of the mathematical problem. The semidiscrete cut elements Nitsche weak formulation and the implicit explicit Euler method (IMEX) fully discrete problem under consideration is introduced, as well as, the incremental scheme used to solve the full order problem during the offline stage. In Section 3, we demonstrate the reduced-order model formulation, based on the Proper Orthogonal Decomposition (POD), and its main aspects. In Section 4 the IMEX method and the high fidelity solver efficiency is validated. Subsequently, the proposed ROM technique is tested on a geometrical parametrized problem of a two-phase field problem starting from pseudo-random initial data around an embedded circular domain. Convergence results, errors and reduced execution times are introduced and analyzed. Finally in Section 5, conclusions and perspectives for future improvements and developments are demonstrated. To our best knowledge, the results of this work are original and applicable in many cases of nonlinear time-dependent partial differential equation problems in terms of the prescribed methodology and in the spirit of the geometrical parametrization.

2. THE MODEL PROBLEM AND THE FULL ORDER APPROXIMATION

2.1. Strong formulation of the Cahn-Hilliard problem. We consider the model problem describing a phase field time evolution. The unknown variable u , often considered as phase field variable, is related to the concentration via $u = (u_A - u_B)/(u_A + u_B)$ with species A,B. Let us consider an open bounded domain Ω in \mathbb{R}^d , with $d = 2, 3$ and Lipschitz boundary $\partial\Omega$. Let a k -dimensional parameter space \mathcal{P} with a parameter vector $\mu \in \mathcal{P} \subset \mathbb{R}^k$. We state below, in a time interval $[0, T]$, the strong form of the evolutionary Cahn-Hilliard phase field system of equations with Neumann boundary conditions on $\partial\Omega$, geometrically parametrized by μ . We denote by $\Omega(\mu)$ and $\partial\Omega(\mu)$ the parametrized domain and boundary, respectively.

As first suggested by [19], and thereafter extended in [29], if we assume that the mobility is equal to 1 and ε is a measure of the size of the interface of two fluids, the mass flux is given by

$$(1) \quad \mathbf{J}(\mu) = -\nabla \left(\frac{1}{\varepsilon^2} F'(u(\mu)) - \varepsilon^2 \Delta u(\mu) \right),$$

where F denotes the free energy. According to [19], the Ginzburg–Landau energy becomes

$$(2) \quad E(u(\mu)) = \int_{\Omega} \left(F(u(\mu)) + \frac{\varepsilon^2}{2} |\nabla u(\mu)|^2 \right) d\mathbf{x}.$$

An equilibrium state of the considered mixture minimizes the above Ginzburg–Landau energy, subject to the mass conservation

$$(3) \quad \frac{d}{dt} \int_{\Omega(\mu)} u(\mu) d\mathbf{x} = 0.$$

Hence, the parametrized Cahn-Hilliard system can be described as:

$$(4) \quad \frac{\partial u(\mu)}{\partial t} = -\varepsilon^2 \Delta^2 u(\mu) + \frac{1}{\varepsilon^2} \Delta F'(u(\mu)), \quad \text{in } \Omega(\mu) \times [0, T],$$

$$(5) \quad \partial_n u(\mu) = \partial_n (-\varepsilon^2 \Delta u(\mu) + \frac{1}{\varepsilon^2} F'(u(\mu))) = g_N(\mu), \quad \text{on } \partial\Omega(\mu) \times [0, T],$$

$$(6) \quad u(\cdot, 0) = u_0(\cdot), \quad \text{in } \Omega(\mu),$$

where n is the unit outer normal vector of $\partial\Omega$, and F is a double well free energy often taken as a polynomial function of u of fourth power:

$$(7) \quad F(u(\mu)) = \gamma_2 \frac{u^4(\mu)}{4} + \gamma_1 \frac{u^3(\mu)}{3} + \gamma_0 \frac{u^2(\mu)}{2} \quad \text{with } \gamma_2 > 0,$$

with $F'(u(\mu))$ to be the cubic $\gamma_2 u^3(\mu) + \gamma_1 u^2(\mu) + \gamma_0 u(\mu)$, and $g_N(\mu)$ is the Neumann boundary data.

For more details, the interested reader is referred to [33] as well as for Dirichlet boundary conditions in [66]. We remark that the equation (4) represents the equation of conservation of mass, with mass flux as described in (1).

2.2. Full order parametrized Nitsche cut elements weak variational formulation.

2.2.1. *A proper continuous weak formulation.* The Cahn-Hilliard equation as it is expressed in equations (4)–(6) is a fourth-order diffusion equation, involving first-order time derivatives, second and fourth-order spatial derivatives. Casting it in a weak form results in second-order spatial derivatives avoiding the fourth-order ones. Another setback is that if one employs the Nitsche weak boundary enforcement, several integrals in the cut geometry should be calculated including various order derivatives and normal derivatives, [84, 35, 90, 45], which in our case of unfitted mesh are avoided due to time expensive integration. We also recall that in general, the efficiency of systems arising from CutFEM discretization schemes suffers from a system condition number that depends on mesh and boundary intersection position and cannot be handled by small time -or space- steps. The latter force us to use a proper boundary interface stabilization and to use a special stabilization term on the cut elements interface for the nonlinearity, [27, 16]. To overcome all these difficulties arising from this fourth-order nonlinear system, firstly we employ a splitting method deriving a strong formulation system that requires H^2 space regularity. Afterwards, we multiply with a test function and we integrate by parts over Ω in order to drive the system to a weak form that requires only H^1 space regularity. In particular the pair solution $(u(\mu), w(\mu))$ solves the following problem: find $u(\mu) \in L^2[0, T; H^1(\Omega(\mu))] \cap H^1[0, T; (H^1(\Omega(\mu)))']$ and $w(\mu) \in L^2[0, T; H^1(\Omega(\mu))]$ for all test functions $v(\mu) \in H^1(\Omega(\mu))$ such that

$$(8) \quad \left\langle \frac{\partial u(\mu)}{\partial t}, v(\mu) \right\rangle + (\nabla w(\mu), \nabla v(\mu)) = \langle g_N(\mu), v(\mu) \rangle_{\partial\Omega(\mu)},$$

$$(9) \quad -(w(\mu), v(\mu)) + \varepsilon^2 (\nabla u(\mu), \nabla v(\mu)) + \varepsilon^{-2} (F'(u(\mu)), v(\mu)) = \langle g_N(\mu), v(\mu) \rangle_{\partial\Omega(\mu)},$$

$$(10) \quad u(\cdot, 0; \mu) = u_0(\cdot; \mu),$$

where $w(\mu)$ depends on the geometry parameter μ and usually it is identified as a chemical potential, and the initial concentration $u_0 \in L^2(\Omega(\mu))$. We have used the standard notation (\cdot, \cdot) , $\langle \cdot, \cdot \rangle_{\partial\Omega}$ for the $L^2(\Omega)$ and $L^2(\partial\Omega)$ inner products respectively, while for the corresponding duality pairing $\langle \cdot, \cdot \rangle_{H^1(\Omega)', H^1(\Omega)} = \langle \cdot, \cdot \rangle$. In the following, we are focused on the concentration component $u(\mu)$, and we handle $w(\mu)$ as auxiliary function. Similarly, Dirichlet boundaries will be examined following [66].

Remark 2.1. We point out that we are taking into account nonsmooth initial data $L^2(\Omega(\mu))$ while the aforementioned regularity $H^1[0, T; (H^1(\Omega(\mu)))']$ of $u(\mu)$ is needed for the $\partial u(\mu)/\partial t$ term¹, see [25, 26].

¹namely, $\partial u(\mu)/\partial t \in L^2[0, T; (H^1(\Omega(\mu)))']$.

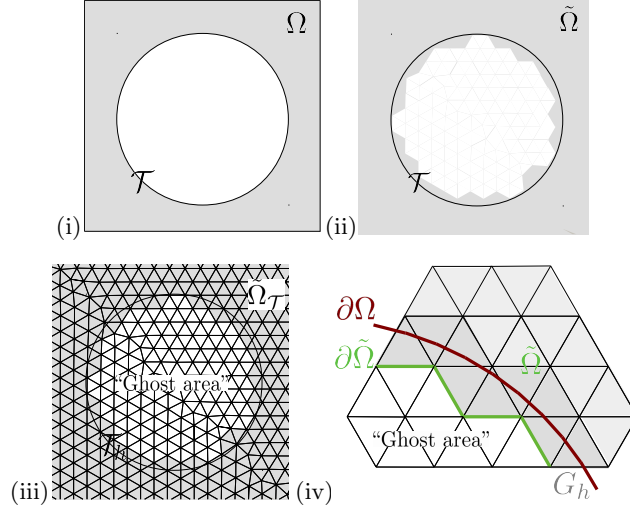


FIGURE 1. (i) The geometry of an embedded disk, (ii) the cut finite element method geometry, (iii) zoom on the background mesh together with the surrogate cut discretized geometry, and (iv) extended mesh and elements intersected by the true boundary.

2.2.2. Discretization, unfitted mesh and stability issues. A fixed background mesh is applied in the background geometry including the embedded disc area. Although, we do not solve inside the embedded geometry, while a smooth extension of the solution is present in the boundary interface coming from the boundary interface stabilization which causes neighboring ghost elements with values to decrease smoothly to zero. Compare for instance in Section 4, the cut geometry in Figure 6 and the uncut geometry zoomed image in Figure 3. This approach guarantees a regular solution in the background domain and permits the construction of a reduced basis with better approximation properties, [56]. Finally, we cut the reduced solution onto the truth geometry, which actually is the circular line. We clarify that we do not examine the interfacial area between two bulk phases while we experiment with the full order/reduced basis approach for geometrical deformations.

The system (8)–(9) in a discrete unfitted mesh formulation needs extra attention. Stability issues appear, in the sense that the solution is exploding in the interior of the domain and/or in the boundary interface, a phenomenon which is strengthened by the fact that the initial condition we use is not energetically favorable. Even if one uses classical finite element methods and he strongly applies the boundary conditions, to achieve a stable solution with small errors a quite small time-stepping is necessary, see e.g. [87, page 9]. We highlight that the evolution of the physics of the problem during the first time steps is very fast, although, as time passes it slows down and finally it equilibrates, see also e.g. [86, 15], and references therein. An adaptive time-stepping approach would appear beneficial, although we will investigate it in a future work, as well as, the way it affects the accuracy and efficiency of the reduced model detailed in Sections 3 and 4. Considering the Nitsche terms one may apply the simple formulation needed for linear systems, i.e without the use of any kind of Newton iterative method. Under these considerations, we used cut finite element methods to solve the system applying a jump stabilization procedure in the boundary elements interface area. In the next paragraph, we derive the semi-discrete formulation of the system, while in paragraph 2.2.4 the fully discrete system is exploited.

2.2.3. Semidiscrete variational formulation. We denote by \mathcal{T} the background domain, and by \mathcal{T}_h its corresponding mesh, see e.g. Figure 1. We consider a family of triangulations (say $\{\mathcal{T}_h\}_{h>0}$) of Ω , defined in the standard way. To every element $K \in \mathcal{T}_h$, we associate two parameters h_K and ρ_K , denoting the diameter of the set K , and the diameter of the largest ball contained in K respectively. The size of the mesh is denoted by $h = \max_{K \in \mathcal{T}_h} h_K$.

The following standard properties of the mesh will be assumed: (i) There exist two positive constants $\rho_{\mathcal{T}}$ and $\delta_{\mathcal{T}}$ such that $\frac{h_K}{\rho_K} \leq \rho_{\mathcal{T}}$ and $\frac{h}{h_K} \leq \delta_{\mathcal{T}}$, $\forall K \in \mathcal{T}_h$ and $\forall h > 0$. (ii) Given h , let $\{K_j\}_{j=1}^{N_h}$ denote the family of triangles belonging to \mathcal{T}_h and having one side included on the boundary $\partial\Omega$. Thus, if the vertices of $K_j \cap \partial\Omega$ are denoted by $x_{j,\partial\Omega}, x_{j+1,\partial\Omega}$ then the straight line $[x_{j,\partial\Omega}, x_{j+1,\partial\Omega}] \equiv K_j \cap \partial\Omega$. Here, we also assume that $x_{1,\partial\Omega} = x_{N_h+1,\partial\Omega}$. We recall the standard notation (\cdot, \cdot) , $\langle \cdot, \cdot \rangle_{\partial\Omega}$ for the $L^2(\Omega)$, and $L^2(\partial\Omega)$ inner products associated with the truth geometry Ω , and $\partial\Omega$, respectively. The continuous boundary value problem is next formulated on a domain $\tilde{\Omega}(\mu)$ that contains $\Omega(\mu) \subset \tilde{\Omega}(\mu)$, while its mesh $\tilde{\Omega}_{\mathcal{T}}(\mu) := \mathcal{T}_h \cap \tilde{\Omega}(\mu)$ is not fitted to the domain boundary $\partial\Omega$ and $\tilde{\Omega}_{\mathcal{T}}(\mu) \subset \mathcal{T}$ for all $\mu \in \mathcal{K}$. Let also $\Omega_{\mathcal{T}}(\mu) := \mathcal{T}_h \cap \Omega(\mu)$ and $G_h(\mu) := \{K \in \mathcal{T}_h(\mu) : K \cap \partial\Omega(\mu) \neq \emptyset\}$ be the set of elements that are intersected by the interface. We remark that $G_h(\mu)$ and $\tilde{\Omega}_{\mathcal{T}}(\mu)$ depend on μ through $\tilde{\Omega}(\mu)$ (or its boundary), while the background domain \mathcal{T} and its mesh \mathcal{T}_h do not depend on μ . Furthermore, the set of element faces $\mathcal{F}_G(\mu)$ associated with $G_h(\mu)$, is defined as follows: for each face $F \in \mathcal{F}_G(\mu)$, there exist two simplices $K \neq K'$, such that $F = K \cap K'$, and at least one of the two is a member of $G_h(\mu)$. Note that the boundary faces of $\tilde{\Omega}_{\mathcal{T}}(\mu)$ are excluded from $\mathcal{F}_G(\mu)$. On a face $F \in \mathcal{F}_G(\mu)$, $F = K \cap K'$, the jump of v and the jump of the gradient of v are defined by

$$(11) \quad \llbracket v \rrbracket = v|_K - v|_{K'}, \text{ and}$$

$$(12) \quad \llbracket \mathbf{n}_F \cdot \nabla v \rrbracket = \mathbf{n}_F \cdot \nabla v|_K - \mathbf{n}_F \cdot \nabla v|_{K'}$$

respectively, where \mathbf{n}_F denotes the outward pointing unit normal vector to F and v is in the same spaces as u_h, w_h, v_h, q_h defined in equation (14). Let denote the space of continuous piecewise-linear functions $\mathcal{V}_h(\tilde{\Omega}(\mu))$

$$(13) \quad \mathcal{V}_h(\tilde{\Omega}(\mu)) = \{v \in C^0(\tilde{\Omega}_{\mathcal{T}}(\mu)) : v|_K \in P^1(K), \forall K \in \mathcal{T}_h(\mu)\}.$$

For the sake of simplicity, in the next set of equations, we will omit the parameter dependency notation with respect to μ and the cut finite element method (CutFEM) discretization is as follows. We seek $u_h, w_h \in \mathcal{V}_h(\tilde{\Omega}(\mu))$ such that, for all test functions $v_h, q_h \in \mathcal{V}_h(\tilde{\Omega}(\mu))$ it holds

$$(14) \quad \begin{aligned} & ((u_h)_t, v_h) + (\nabla w_h, \nabla v_h) + \varepsilon^2 (\nabla u_h, \nabla q_h) - (w_h, q_h) + \frac{1}{\varepsilon^2} (\gamma_2 u_h^3 + \gamma_1 u_h^2 + \gamma_0 u_h, q_h) \\ & + \langle \alpha_N h \mathbf{n}_{\Omega} \cdot \nabla u_h, \mathbf{n}_{\Gamma} \cdot \nabla v_h \rangle_{\partial\Omega} + \sum_{F \in \mathcal{F}_G} (\alpha_1 h^{-2} \llbracket u_h \rrbracket, \llbracket v_h \rrbracket)_F \\ & = \langle g_N, v_h + q_h + \alpha_N h \mathbf{n}_{\Gamma} \cdot \nabla v_h \rangle_{\partial\Omega}, \end{aligned}$$

where α_N , and α_1 are positive penalty parameters related to Nitsche weak imposition of boundary conditions and the boundary interface stabilization term respectively, see for instance [17].

Remark 2.2. For the sake of completeness, it would be convenient to emphasize that both the aforementioned kind of jumps as they are defined by (11) and (12), can be used to apply different type of ghost penalty stabilizations, namely $\sum_{F \in \mathcal{F}_G} (\alpha_1 h \llbracket \mathbf{n}_F \cdot \nabla u_h \rrbracket, \llbracket \mathbf{n}_F \cdot \nabla v_h \rrbracket)_F$ and $\sum_{F \in \mathcal{F}_G} (\alpha_1 h^{-2} \llbracket u_h \rrbracket, \llbracket v_h \rrbracket)_F$. Although, we prefer to employ the projection based-jump and not the derivative-jump one. All experiments consider first order polynomials. Finally, we highlight that the preferred ghost penalty is less computational expensive since it does not involve any kind of derivatives. Concerning literature, most theoretical estimates are related to the derivative-jump, nevertheless, they can easily be extended to the projection based-jump ghost penalty since the jump can be bounded from above with the derivative jump, for more details we refer to [16, 18, 81, 64].

2.2.4. Implicit-explicit (IMEX) type time discretization. The goal here is to find concentration $u_h = u_h(x, t)$ satisfying equation (14) for all time instances t in a time interval $[0, T] \subset \mathbb{R}$ and space positions $x \in \Omega \subset \mathbb{R}^d$. We fully discretize the system by an IMEX approach, see e.g.

[74] and references therein, as well as [62] for similar types of nonlinearities. Approximations will be constructed on a time partition $0 = t^0 < t^1 < \dots < t^{N_t} = T$ on which, each interval $I_n := (t^n, t^{n+1}]$ is of length $\tau_n = t^{n+1} - t^n$, $n = 0, \dots, N_t - 1$, starting from the initial condition u^0 . Therefore, we apply a splitting method onto time integration level –often called operator splitting method– which means that the differential operator is rewritten as the sum of two complementary operators. The latter extensively attracted attention IMEX method technique treats on the nonlinear term explicitly, allowing it to act as a forcing term in the w -equation (8). In this way, we avoid stability issues caused by the nonlinearity and complicated Nitsche boundary enforcement on the boundary interface area, see for example [81, page 153] and references there in. All the other terms have been handled implicitly for increased stability. Hence, the IMEX method results in the set of fully-discrete Cahn-Hilliard equations:

Find $(u_h^{n+1}, w_h^{n+1}) \in \mathcal{V}_h \times \mathcal{V}_h$, such that for all $(v_h^n, q_h^n) \in \mathcal{V}_h \times \mathcal{V}_h$

$$A(u_h^{n+1}) + \tau_n \cdot L(u_h^{n+1}, w_h^{n+1}) = A(u_h^n) - \tau_n \cdot N(u_h^n) + B(g_N) \cdot \tau_n,$$

where

$$\begin{aligned} A(u_h^{n+1}) &= (u_h^{n+1}, v_h^{n+1}) = \mathbf{A}u_h^{n+1}, \\ L(u_h^{n+1}, w_h^{n+1}) &= (\nabla w_h^{n+1}, \nabla v_h^{n+1}) + \varepsilon^2 (\nabla u_h^{n+1}, \nabla q_h^{n+1}) - (w_h^{n+1}, q_h^{n+1}) \\ &\quad + \langle \alpha_N h \mathbf{n}_\Omega \cdot \nabla u_h^{n+1}, \mathbf{n}_\Gamma \cdot \nabla v_h^{n+1} \rangle_{\partial\Omega} + \sum_{F \in \mathcal{F}_G} (\alpha_1 h^{-2} \llbracket u_h \rrbracket, \llbracket v_h \rrbracket)_F \\ &= \mathbf{L}_1 u_h^{n+1} + \mathbf{L}_2 w_h^{n+1} + \mathbf{C}_{\mathcal{F}_G} u_h^{n+1}, \\ B(g_N) &= \langle g_N, v_h^n + q_h^n + \alpha_N h \mathbf{n}_\Gamma \cdot \nabla v_h^n \rangle_{\partial\Omega} = \mathbf{B}_v + \mathbf{B}_q, \\ N(u_h^n) &= \frac{1}{\varepsilon^2} (\gamma_2 (u_h^n)^3 + \gamma_1 (u_h^n)^2 + \gamma_0 u_h^n, v_h^n) = \mathbf{N}(u_h^n) u_h^n. \end{aligned}$$

In the above formulation, we denote by \mathbf{L}_1 and \mathbf{L}_2 the operators related to the concentration u_h^{n+1} and the auxiliary quantity w_h^{n+1} respectively, while we have separated the ghost penalty stabilization which is denoted by $\mathbf{C}_{\mathcal{F}_G} u_h^{n+1}$. The term $\alpha_N h \mathbf{n}_\Gamma \cdot \nabla v_h^n$ in the right hand side is the Nitsche penalty and it is related to the operators $\mathbf{B}_v, \mathbf{B}_q$. Next, we derive the matrix form related to that system. We define the parameter-dependent Cahn-Hilliard operator

$$G(U_h^n(\mu)) := G \left(\begin{bmatrix} u_h^n(\mu) \\ w_h^n(\mu) \end{bmatrix} \right) = \begin{bmatrix} \mathbf{L}_1 + \mathbf{N}(u_h^n(\mu)) & \mathbf{L}_2 \\ \mathbf{C}_{\mathcal{F}_G} & 0 \end{bmatrix} \begin{bmatrix} u_h^n(\mu) \\ w_h^n(\mu) \end{bmatrix},$$

and the right hand side consists of the forcing boundary data related to stabilization and Nitsche weak enforcement boundary terms $F_N(\mu) := \begin{bmatrix} \mathbf{B}_v(\mu) \\ \mathbf{B}_q(\mu) \end{bmatrix}$. These definitions result in the following residual

$$R(U_h^n(\mu)) = G(U_h^n(\mu)) - F_N(\mu),$$

which yields the following algebraic system of equations for the increment $\delta U_h^{n+1}(\mu) = \begin{bmatrix} \delta u_h^n(\mu) \\ \delta w_h^n(\mu) \end{bmatrix} = U_h^{n+1}(\mu) - U_h^n(\mu)$:

$$(15) \quad \begin{bmatrix} \mathbf{A} + \tau_n \mathbf{L}_1 & \tau_n \mathbf{L}_2 \\ \tau_n \mathbf{C}_{\mathcal{F}_G} & 0 \end{bmatrix} \delta U_h^{n+1}(\mu) = -\tau_n R(U_h^n(\mu)),$$

noting that in the above formulation the nonlinear term is treated only explicitly and the remaining part implicitly.

Remark 2.3. IMEX method approach is beneficial since we avoid the extra computation of iterative approaches, e.g. Newton-Raphson method, and simultaneously we avoid the small-time stepping of an explicit time integration method, needed for a stable solution in order to minimize the dispersion error associated with these schemes [36, 74]. In the above system of equations, it is important to underline that the discretized differential operators $\mathbf{A}, \mathbf{L}_1, \mathbf{L}_2$ and $\mathbf{C}_{\mathcal{F}_G}$ are parameter-dependent, a feature of great importance as we will see in Section 3 and the ROM basis construction. Also, a pre-assembling technique for the involved matrices will

be employed in Section 4, by minimizing the time-consuming integration of several involved inner products.

3. REDUCED ORDER MODEL WITH A POD-GALERKIN METHOD

In this paragraph, a POD-Galerkin approach is briefly recalled as in [46, 75]. We emulate the high fidelity model system with a reproduced one, which allows predictive errors, within the aim of a reduced computational cost and solution time in a way adjusted to embedded-immersed boundary finite element methods. This reduced-order system has been approved advantageous when geometrically deformed systems appear and in comparison with traditional finite element methods and/or reduced-order modeling, see for instance [10, 56, 58, 59]. In particular, we employ a projection-based reduced order model which consists of the projection of the governing equations onto the reduced basis space constructed on a fixed background mesh.

Following the literature, one could see reduced basis (RB) methods applied to linear elliptic equations in [77], to linear parabolic equations in [41] and to non-linear problems in [83, 40]. Although the number of works on reduced-order models with classical finite element methods (FEM) are now significant big including Cahn-Hilliard systems, see e.g. [39, 46, 75, 77, 41, 83, 40] and references therein, to the best of the authors' knowledge, only very few research works [10, 56, 58, 59, 60] can be found concerning embedded boundary methods on linear systems and ROMs and much fewer for nonlinear, [60, 57]. In this work, we investigate and focus on how we can achieve a stable solution for a geometrically parametrized system of second-order equations stemming from the splitting approach of the fourth order evolutionary Cahn-Hilliard PDE system, in a Full Order Method (FOM) and in a Reduced Order Model (ROM) framework, and within an embedded finite element method namely in a cut finite elements setting. The new techniques of [56, 58, 59], which are based on the combined use of a fixed background mesh for all geometrical deformations and a proper orthogonal decomposition strategy will be employed. The key feature of our approach is that we avoid the remeshing effort or/and the need of a map of all the deformed geometries to reference geometries often used in fitted mesh finite element methods, see e.g. [46, 79, 76, 11, 78, 77, 12].

Regarding the reduced-order modeling, we investigate how ROMs can be applied to time dependent cut finite element methods and generally, to embedded boundary methods simulations considering time dependent nonlinear systems and Cahn-Hilliard systems. The main interest is to generate ROMs on parametrized geometries. The cut elements unfitted mesh finite element method with levelset geometry description is used to apply parametrization and the reduced order techniques (offline-online). An important aspect is also to test the efficiency of a geometrically parametrized reduced-order nonlinear model without the usage of the transformation to reference domains, which is an important advantage of embedded methods relying on fixed background meshes.

Before going into thorough, we specify some basics for reduced basis modeling. We start by the generation of a set of full order solutions of the parametrized problem under a parameter values random choice. The final objective of RB methods is to emulate any member of this solution set with a low number of basis functions and this is based on a two-stage procedure, the offline and the online stage, [70, 79, 43].

Offline stage. In order to derive reduced-order solutions emulating the full order system, a low dimensional reduced basis is constructed based on a specific number of full order solves. This reduced basis will be able to approximate any member of the solution set to a predictive error accuracy. Predictive in the sense that the mean relative errors for a specific number of random samples which are not the same as any of the samples used in the training stage, allow these mean relative errors to remain the same after repeating the procedure and for different samples. Hence, it is possible to project the FOM differential operators, describing the governing equations, onto the reduced basis space, applying a Galerkin projection technique and to create a reduced system of equations. The offline stage is computationally very expensive, nevertheless, it is executed only once.

Online stage. Thereafter, during this stage, one can, even with very few computational resources, calculate a reproduced reduced system of equations involving any new value of the input parameters. For more details and applications, we refer to [12, 22] and the references therein.

3.1. Proper orthogonal decomposition. The full order model, as illustrated in paragraph 2.2.4, is solved for each $\mu^k \in \mathcal{K} = \{\mu^1, \dots, \mu^{N_k}\} \subset \mathcal{P}$ where \mathcal{K} is a finite-dimensional training set of parameters chosen inside the parameter space \mathcal{P} . The considered problem can be simultaneously parameter and time-dependent. In order to collect snapshots for the generation of the reduced basis spaces, one needs to consider both the time and parameter dependency. For this reason, discrete-time instants $t^k \in \{t^{k_1}, \dots, t^{k_{N_t}}\} \subset [0, T]$ with $k_1, \dots, k_{N_t} \in \{0, \dots, N\}$ belong in a finite-dimensional training set, which is a subset of the simulation time interval and are considered as parameters. The total number of the full order snapshots is then equal to $N_s = N_k \cdot N_t$. The snapshot matrices \mathcal{S}_u and \mathcal{S}_w , are then given by N_s full order snapshots:

$$(16) \quad \mathcal{S}_u = [u(\mu^1, t^{k_1}), \dots, u(\mu^{N_k}, t^{k_{N_t}})] \in \mathbb{R}^{N_u^h \times N_s},$$

$$(17) \quad \mathcal{S}_w = [w(\mu^1, t^{k_1}), \dots, w(\mu^{N_k}, t^{k_{N_t}})] \in \mathbb{R}^{N_w^h \times N_s},$$

where N_u^h and N_w^h are the number of degrees of freedom for the discrete full order solution for the concentration u and the auxiliary variable w , respectively, and in our case with the fixed background mesh and linear polynomials holds $N_u^h = N_w^h$. As we will see below, we can derive an efficient reduced-order method based on the sets S_u and S_w creating for each of them a separate basis. In order to generate the reduced basis spaces, for the projection of the governing equations, one can find in literature several techniques such as the Proper Orthogonal Decomposition (POD), the Proper Generalized Decomposition (PGD) and the Reduced Basis (RB) with a greedy sampling strategy. For more details about the different strategies the reader may see [46, 77, 22, 54, 70, 23, 30]. In this work, the POD strategy is applied onto the full snapshot matrices. We clarify that in this work, we do a first investigation proving numerically that the reduced basis approach for such systems in an embedded finite element framework and a fixed background mesh is stable and with acceptable errors. Whether such kind of study with the proper orthogonal decomposition gives good results it is strongly promising that we can go to the next step applying the aforementioned approaches. The aforementioned procedure includes both time and parameter dependency. In the case of parametric and time-dependent problems also other approaches are available such as the POD-Greedy approach [43] or the nested POD approach, where the POD is applied first in the time domain and then on the parameter space. Given a $u(t; \mu)$ in \mathbb{R}^d , $d = 2, 3$, with a certain number of snapshots u_1, \dots, u_{N_s} , the POD problem consists in finding, for each value of the dimension of POD space $N_{POD} = 1, \dots, N_s$, the scalar coefficients $a_1^1, \dots, a_1^{N_{POD}}, \dots, a_{N_s}^1, \dots, a_{N_s}^{N_{POD}}$ and functions $\varphi_1, \dots, \varphi_{N_{POD}}$ minimizing the quantity:

$$(18) \quad E_{N_{POD}} = \frac{1}{N_s} \sum_{i=1}^{N_s} \|u_i - \sum_{k=1}^{N_{POD}} a_i^k \varphi_k\|_{L^2(\Omega)} \quad \forall N_{POD} = 1, \dots, N_s,$$

$$(19) \quad \text{with } (\varphi_i, \varphi_j) = \delta_{ij} \quad \forall i, j = 1, \dots, N_{POD}.$$

The unknown coefficients $\mathbf{a} = [a_1^1, \dots, a_{N_s}^{N_{POD}}]$ are obtained through a Galerkin projection of the governing equations onto the reduced basis space for any parameter μ as we will see in equations (26) and (27). We indicate here that we leave out the description for how to determine a POD basis for w , however, we compute a separate POD basis for the snapshot sets S_u and S_w . Also, we describe above the POD basis computation for specifically S_u , although it is applicable for any set of snapshots. It can be shown, [63], that the minimization problem of equation (18) is equivalent to solving the following eigenvalue problem:

$$(20) \quad \mathbf{C}^u \mathbf{Q}^u = \mathbf{Q}^u \boldsymbol{\lambda}^u,$$

$$(21) \quad \mathbf{C}_{ij}^u = (u_i, u_j) \quad \text{for } i, j = 1, \dots, N_s,$$

where \mathbf{C}^u is the correlation matrix obtained associated with the snapshots \mathbf{S}^u , \mathbf{Q}^u is a square matrix of eigenvectors and $\boldsymbol{\lambda}^u$ is a vector of eigenvalues. In practice we do not really solve a minimization problem for each N_{POD} but rather we consider the decay of the eigenvalues or singular values and then decide on one specific N_{POD} . The basis functions can then be obtained with:

$$(22) \quad \varphi_i = \frac{1}{N_s \lambda_i^{u1/2}} \sum_{j=1}^{N_s} u_j Q_{ij}^u.$$

The POD spaces are constructed using the aforementioned methodology resulting in the spaces:

$$(23) \quad \mathcal{B}_u = \text{span}\{\varphi_1, \dots, \varphi_{N_u^r}\} \in \mathbb{R}^{N_u^h \times N_u^r},$$

and similarly for the auxiliary variable:

$$(24) \quad \mathcal{B}_w = \text{span}\{\chi_1, \dots, \chi_{N_w^r}\} \in \mathbb{R}^{N_w^h \times N_w^r},$$

where $N_u^r, N_w^r < N_s$ are chosen according to the eigenvalue decay of the vectors of eigenvalues $\boldsymbol{\lambda}^u$ and $\boldsymbol{\lambda}^w$.

Once the POD functional spaces are set, the reduced quantities fields can be approximated with:

$$(25) \quad u^r \approx \sum_{i=1}^{N_u^r} a_i(t, \mu) \varphi_i(\mathbf{x}), \quad w^r \approx \sum_{i=1}^{N_w^r} b_i(t, \mu) \chi_i(\mathbf{x}),$$

where the coefficients a_i and b_i *depend only* on the time and parameter spaces and the basis functions φ_i and χ_i *depend only* on the physical space and not on the parametrized geometry.

By denoting $\mathcal{B} = \begin{bmatrix} \mathcal{B}_u & \mathbf{0} \\ \mathbf{0} & \mathcal{B}_w \end{bmatrix}$ and $\mathcal{B}^T = \begin{bmatrix} \mathcal{B}_u^T & \mathbf{0} \\ \mathbf{0} & \mathcal{B}_w^T \end{bmatrix}$, the unknown coefficients $V = \begin{bmatrix} \mathbf{a} \\ \mathbf{b} \end{bmatrix}$ then can be obtained through a Galerkin projection of the full order system of equations onto the POD reduced basis spaces with the solution of a consequent reduced iterative algebraic system of equations for the increment $\delta V_h^{n+1}(\mu) = V_h^{n+1}(\mu) - V_h^n(\mu)$,

$$(26) \quad \mathcal{B}^T \begin{bmatrix} \mathbf{A} + \tau_n \mathbf{L}_1 & \tau_n \mathbf{L}_2 \\ \tau_n \mathbf{C}_{\mathcal{F}_G} & 0 \end{bmatrix} \mathcal{B} \delta V_h^{n+1}(\mu) = -\tau_n \mathcal{B}^T R(\mathcal{B} V_h^n(\mu)),$$

which leads to the following algebraic reduced system:

$$(27) \quad \begin{bmatrix} \mathbf{A} + \tau_n \mathbf{L}_1 & \tau_n \mathbf{L}_2 \\ \tau_n \mathbf{C}_{\mathcal{F}_G} & 0 \end{bmatrix}^T \delta V_{h,r}^{n+1}(\mu) = -\tau_n R^r(V_{h,r}^n(\mu)).$$

We underline, that in the aforementioned reduced level stage we employ once more the IMEX approach which treats the nonlinear term explicitly, allowing it to act as a forcing term on the right-hand side, avoiding stability issues caused by the nonlinearity. We also clarify that during the POD procedure we have to assemble all matrices including the one related to the nonlinear term. Then we project them in the reduced basis space and we solve the reduced system. With this method we gain execution time during the latter stage, and not in the assembling stage as a DEIM/EIM would allow.

Remark 3.1. The initial conditions for the ROM system of equation (27) are obtained performing a Galerkin projection of the initial full order condition $u(\cdot, 0; \mu)$ onto the POD basis spaces. For an efficient ROM basis construction, we follow some ideas of the authors as demonstrated in [56]. In particular, concerning the full order method snapshots extension, and the extension of the solution to the surrogate domain into the ghost area, we use the solution values as they have been computed using the cut finite element method smooth mapping from the true to the unfitted mesh domain. The stabilization term $\sum_{F \in \mathcal{F}_G} (\alpha_1 h^{-2} \llbracket u_h \rrbracket, \llbracket v_h \rrbracket)_F$, which depends on α_1 , extends the coercivity from the physical domain $\Omega(\mu)$ to the extended mesh domain $\Omega_{\mathcal{T}}(\mu)$. This allows a smooth extension of the boundary solution to the neighbouring ghost elements with values which are decreasing smoothly to zero, see for instance the zoomed

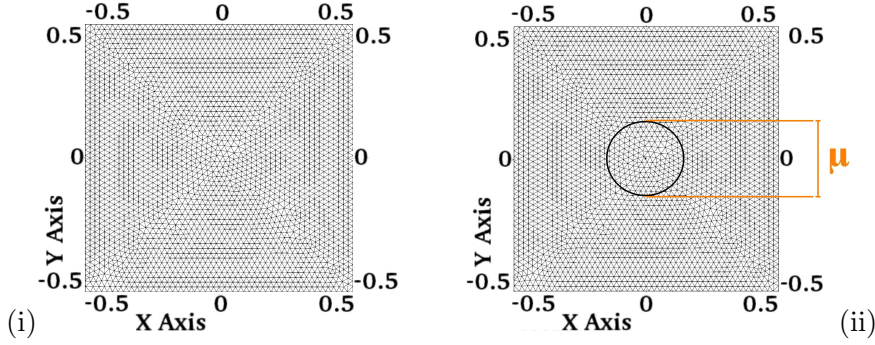


FIGURE 2. The background mesh (i), and a sketch of the embedded domain and the parameters considered in the numerical examples (ii).

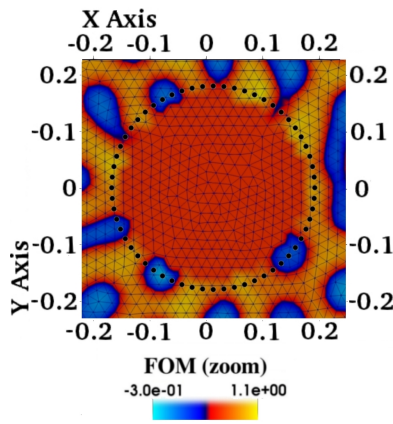


FIGURE 3. A zoom onto the embedded circular domain of the numerical example shows the smoothing natural smooth extension procedure employed by the cut finite element method inside the ghost area.

image in Figure 3. This approach provides a regular solution in the background domain and permits, therefore, the construction of a reduced basis with better approximation properties. For the instability issues related to the investigation, visualization, as well as, relative error reporting and comparison between several stabilization methods we refer to the detailed numerical investigation in the work [56] where we test several approaches, namely snapshots' zero extension, natural smooth extension, harmonic extension and we examine how we can avoid instabilities and achieve a good and computationally cheap reduced basis.

4. NUMERICAL EXPERIMENTS

In the present section, we test the presented methodology considering numerical experiments for the evolutionary Cahn-Hilliard system while natural homogeneous Neumann boundary conditions, and/or zero Dirichlet ones are present. We start by testing the robustness of the full order model (FOM) for two settings of a classical benchmark test case and we continue with numerical examples in which geometrical parametrization for the embedded domain is considered. The background domain in all experiments is the rectangle $[-0.5, 0.5] \times [-0.5, 0.5]$, and the parameters in the double well free energy γ_0 , γ_1 and γ_2 in formula (7) for the ROM experiments are taken as $\gamma_0 = 2$, $\gamma_1 = 9$ and $\gamma_2 = 4$, with $\varepsilon = 10^{-2}$ proportional to the two fluids interface size. The results for all test problems have been obtained with mesh size $h = 1/48$ and simulation time points inside the interval $[0, 100\tau_n]$ and for the time step size $1.5625 \cdot 10^{-6}$ unless otherwise stated, Nitsche parameter $a_N = 10$ and jump stabilization parameter $a_1 = 0.1^3$. For the numerical experiments, we carried out using the software package

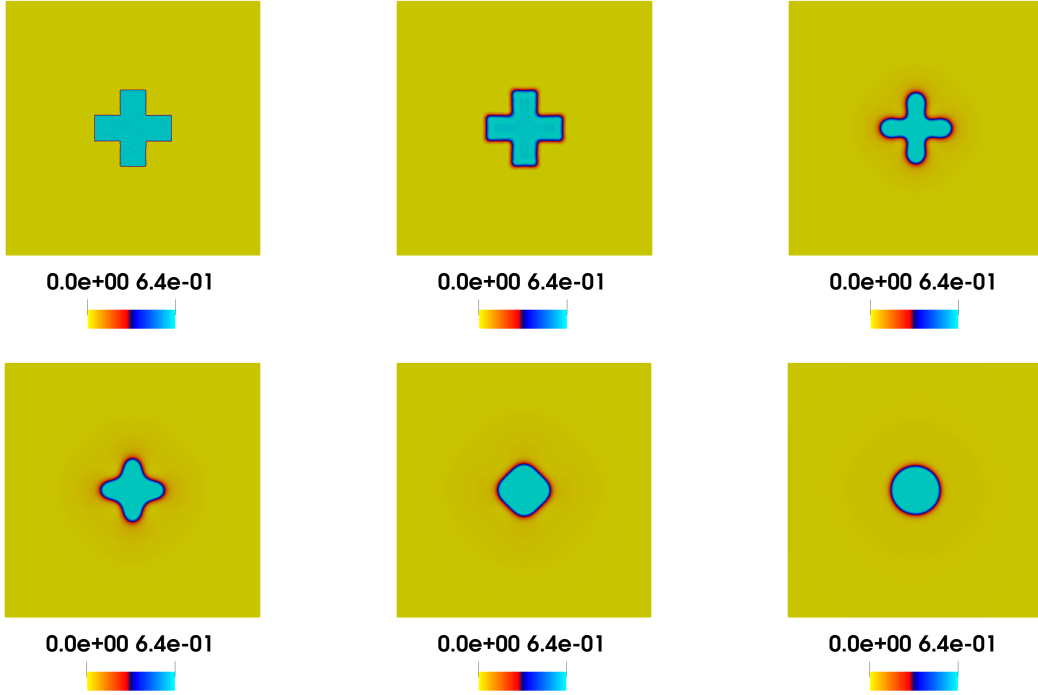


FIGURE 4. Testing the IMEX method: Cross type initial data and the phase field results for times $t = [0, 10, 1300, 3000, 5000, 10000]\tau_n$ which visualizes that it evolves to a circular interface.

ngsxfem extension of ngsolve [3, 1, 80] for the full order solution part, and the software RB-niCS [2] for the reduced order solution one. We have used a device with an Intel[®] Core[™] i7-4770HQ 3.70GHz CPU.

4.1. Robustness of the FOM solver. In this first numerical example, we test the validity of the full order solver and the IMEX method. Two settings of a classical benchmark test are examined, for a cross-shaped initial condition phase-field interface: i) The classical setting $\gamma_2 = 1$, $\gamma_1 = 0$, $\gamma_0 = -1$, adding the unit value, [20, 87], and ii) the suggested in the present work setting $\gamma_0 = 2$, $\gamma_1 = 9$ and $\gamma_2 = 4$ applying the time step size $\tau_n = \mathcal{O}(10^{-8})$, for 10000 time steps respectively and without any embedded geometry, see Figure 2 (i). We specify that comparing the ii) choice with the traditional in the literature $u^3 - u$ nonlinearity i) case as in [20, 87] numerical tests, shown much faster dynamics at the beginning of the evolution of the physics of the problem for the ii) setting. Due to the latter, and after experimental verification, we needed to choose the aforementioned order of time step size to achieve a good approximation of the conservation of mass property even if we have employed the IMEX approach. For the first experiment, we consider the initial state

$$(28)\mu_0(x, y) = \begin{cases} 0.95, & \text{if } 5|(y - 0.5) - \frac{2}{5}(x - 0.5)| + |\frac{2}{5}(x - 0.5) - (y - 0.5)| \leq 1, \\ 0.95, & \text{if } 5|(x - 0.5) - \frac{2}{5}(y - 0.5)| + |\frac{2}{5}(y - 0.5) - (x - 0.5)| \leq 1, \\ -0.95, & \text{otherwise,} \end{cases}$$

setting as in [20, 87], while for the second we have substitute the initial values $-95, 95$ to $0, 0.6$ respectively. In both cases, with sharp corners in a cross-shaped interface case to be present, we observe the evolution toward a circular interface, see Figure 4. Moreover mass conserves with error of order 10^{-15} with respect to time evolution, see Figure 5. For the sake of shortness we have visualized only the ii) experiment while for i) we noticed similar results as well as the conservation of mass.

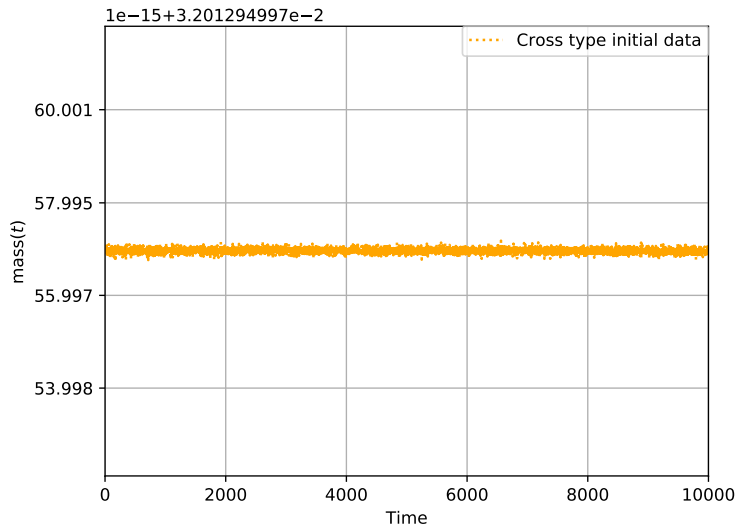


FIGURE 5. Testing the IMEX method: Cross type initial data and the mass conservation as time evolves for times $t = [0, \dots, 10000]\tau_n$.

Remark 4.1. We also remark that for the FOM solver and as a second step after the initial cross-type experiment, we tested numerically an example considering a long time interval with Neumann and Dirichlet embedded geometries. This shown stable behavior as time evolves, while the conservation of mass is fulfilled, emphasizing the good results at the final times, e.g. $500\tau_n$. For this experiment we used space-time discretization mesh sizes $h = 1/96$ and $\tau_n = \mathcal{O}(10^{-7})$, see e.g. Figure 6.

4.2. Geometrical parametrization. The numerical examples consider a geometrical parametrization on the embedded domain. The embedded domain is in fact parametrized through μ according to the expression:

$$x^2 + y^2 \leq \mu^2/4,$$

where the parameter μ describes the diameter size of the circular embedded domain located at the center $(0, 0)$ of the background domain, see e.g. Figure 2 (ii). The experiments focus on the initial evolution period when the phase-field changes fast, namely in the time interval $0 - 100 \tau_n$ for time step size $\tau_n = \mathcal{O}(10^{-6})$. We tested a pseudo-random initial concentration u_0 . For all parameters, we experimented the same pseudo-random initial state applied on the whole background mesh and afterward restricted onto the active parametrized geometry. We recall that the aforementioned pseudorandom number generated sequence is not truly random, because it is completely determined by the “seed”: an initial value, which may include truly random values, [68, 67]. These sequences that are closer to truly random can be generated using hardware random number generators. This pseudorandom set of values in our case is important in practice for their speed in number generation and their reproducibility. Actually, we use this generator to create a not favorable and non-smooth initial condition using the aforementioned pseudorandom values between the values of the bulk phases. In this way, we can reproduce exactly the experiments using the aforementioned pseudorandom sequences. In the first experiment the boundaries are free (Neumann boundary condition) everywhere, while in the second one we consider Dirichlet conditions only for the embedded geometry, [66]. Though, only the circle is treated as embedded. Linear $P^1 \times P^1$ polynomials have been employed for the discretization. During the initial period of the evolution, $[0, T] = [0, 100\tau_n]$, one can notice fast phase-field changes starting from pseudo-random initial data, both challenging for the ROM construction. Nevertheless, as time passes these changes weaken, see e.g.




FIGURE 6. The full order solution of the concentration field (whole background geometry) for a fixed parameter $\mu_{\text{test}} = 0.436$ at times $t = [1, 25, 50, 120, 200, 500]\tau_n$ and mesh size $h = 1/96$.

Figure 6 for a visualization of the evolution of an Neumann and a Dirichlet type embedded boundary.

For the reduced basis solution, the ROM has been trained onto 900 parameter samples chosen randomly inside the parameter space. From this snapshot selection, and for the snapshot matrices (16)-(17), a ROM basis is derived with the POD procedure (18)-(19) and parameter

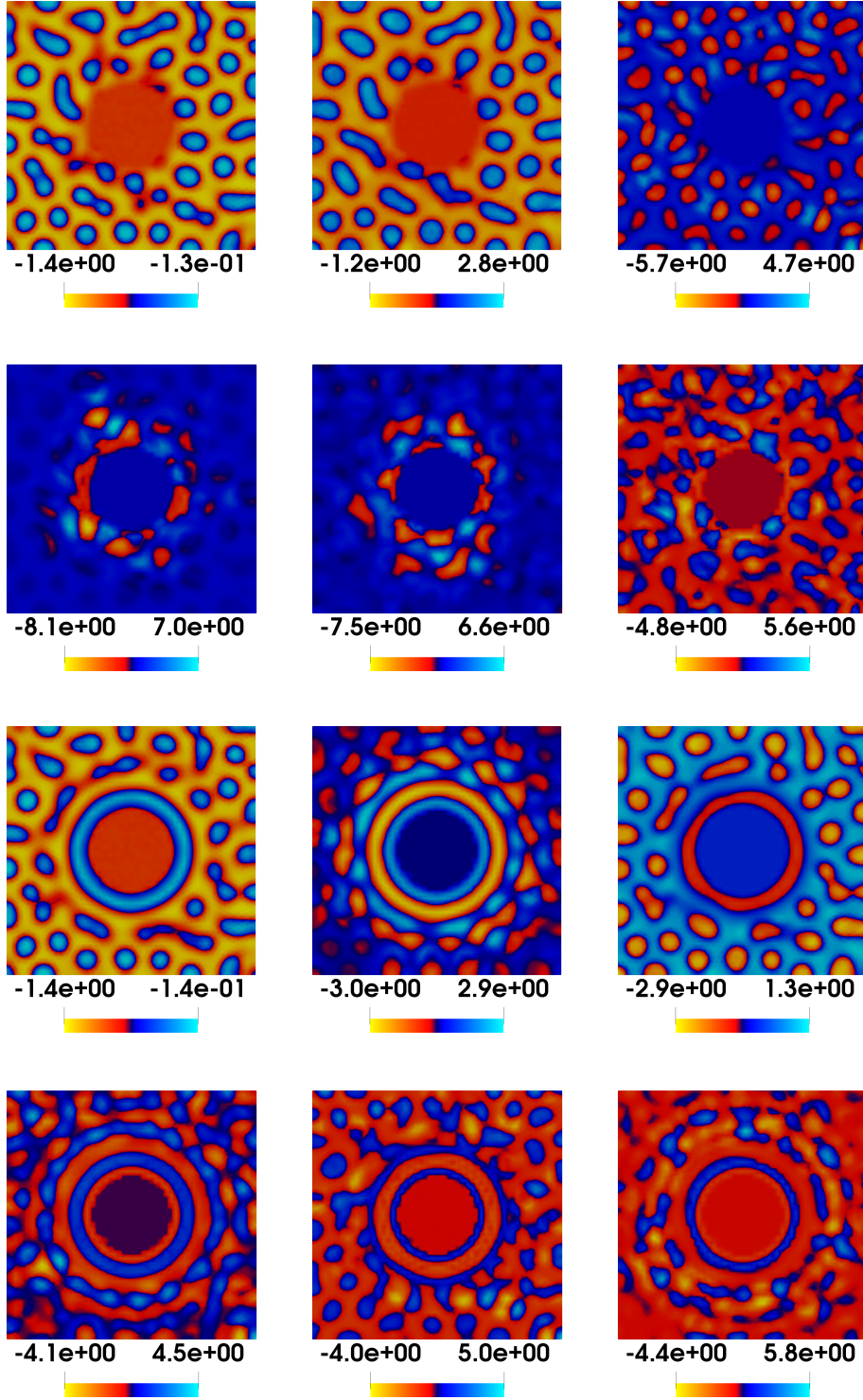


FIGURE 7. The first six basis functions plots refer to Neumann and the last six to Dirichlet parametrization experiments.

range $\mu_{\text{train}} \in [0.36, 0.48]$. The visualization of the first six basis functions can be seen in Figure 7. We underline that the ROM is tested with parameters not contained in the training set. To test the accuracy of the ROM we compared the FOM, with the ROM solutions for 30 additional samples in a parameter range $\mu_{\text{test}} \in [0.40, 0.44]$ which were not used to create the ROM and were selected randomly within the aforementioned range. We notice that whether we increase the range of the parameter and also enlarge the test space, the method reacts

Snapshots for:		900 train parameters		
Modes	Relative error for Neumann case		Relative error for Dirichlet case	
(N_{POD})	Concentration u	Potential w	Concentration u	Potential w
1	0.18370	0.49895	0.22298	0.96624
5	0.15292	0.41387	0.20528	0.37814
10	0.06069	0.18397	0.11857	0.28665
15	0.04086	0.11956	0.08977	0.21658
20	0.04046	0.11311	0.07631	0.18301
25	0.03498	0.09183	0.04808	0.13259
30	0.02883	0.07852	0.03932	0.10802
35	0.02641	0.07085	0.03284	0.09350
40	0.02063	0.05981	0.02879	0.08377
45	0.01987	0.05681	0.02749	0.08072

TABLE 1. Geometrical parametrization and the mean relative error (for 30 tests) between the full order and the reduced basis solution for the concentration and potential component. Results are reported for different dimensions of the reduced basis spaces while the ROM has been trained onto 900 parameter samples and tested onto 30 samples chosen randomly inside the parameter space.

Snapshots for:		900 train parameters	
Modes	execution times	Savings	
(N_{POD})	(t seconds)	$(t_{FOM} - t_{RB})/t_{FOM}$	
1	0.02808	99.718%	
10	0.05299	99.468%	
20	0.08422	99.154%	
30	0.10766	98.919%	
40	0.14128	98.581%	
45	0.16291	98.364%	

TABLE 2. Execution time at the reduced order level and per cent (%) savings. The computational time includes the projection of the full order matrices, the execution time of the online solver and the solution of the reduced problem. Times are for the solution of one random value of the input parameter. The time execution at full order method level (FOM) is approximate to ≈ 9.9623 sec.

well, although the errors especially for the auxiliary variable w start to increase. Important is though, that the concentration relative error for which we are interested is kept low. For such numerical testing, we refer to the Section 4.2.1 and the paragraph related to the part where a larger range of the parameter is considered as well as the training and testing parameters μ are in intervals of much larger and/or much smaller values.

As it is displayed in Figures 8 and 9 –Neumann and Dirichlet embedded boundary experiments respectively– and with a minds eye comparison of the FOM and ROM solutions in first and second column, with a brief look they seem identical for every row associated with the time instances $t = [10, 20, 40, 60, 100]\tau_n$. In the third column and looking from a more detailed point of view, the absolute error, $|u - u_r|$, at each point of the geometry domain, using 45 modes, is visualized for the zero Neumann –on all sub-boundaries– and the zero Dirichlet –only the embedded is Dirichlet while the remaining sub-boundaries are zero Neumann– boundary conditions cases. In Table 1 and again for both types of boundaries, the mean relative errors $\|u - u_r\|_{L^2(\Omega)}/\|u\|_{L^2(\Omega)}$ and $\|w - w_r\|_{L^2(\Omega)}/\|w\|_{L^2(\Omega)}$, for the phase

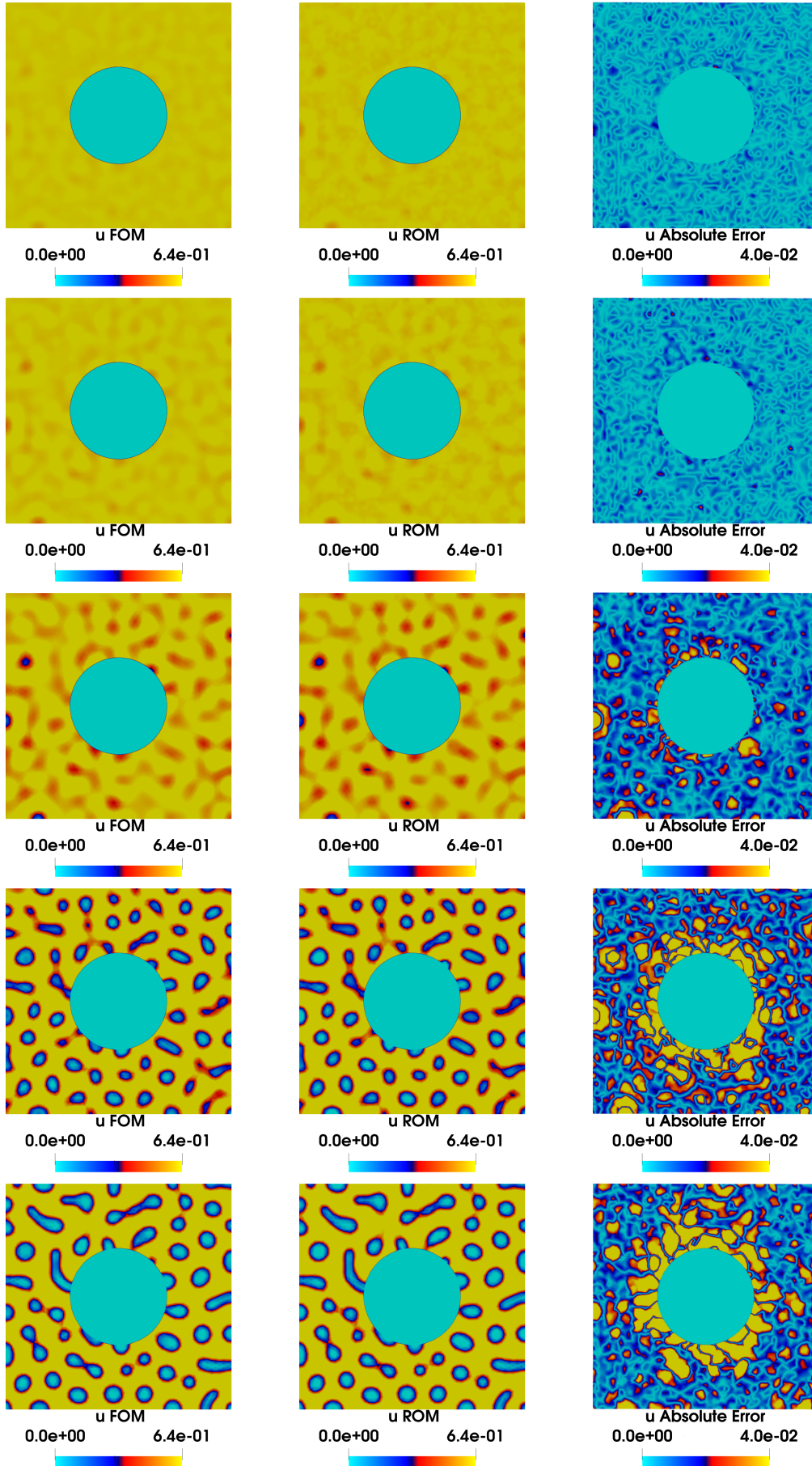


FIGURE 8. Results for the geometrical parametrized embedded circle with diameter $\mu_{\text{test}} = 0.42917$ and *Neumann boundary*. In the first, second and third column we report the full order solution, the reduced order solution and the absolute error plots for the concentration field. Each row corresponds to a different time $t = [10, 20, 40, 60, 100]\tau_n$.

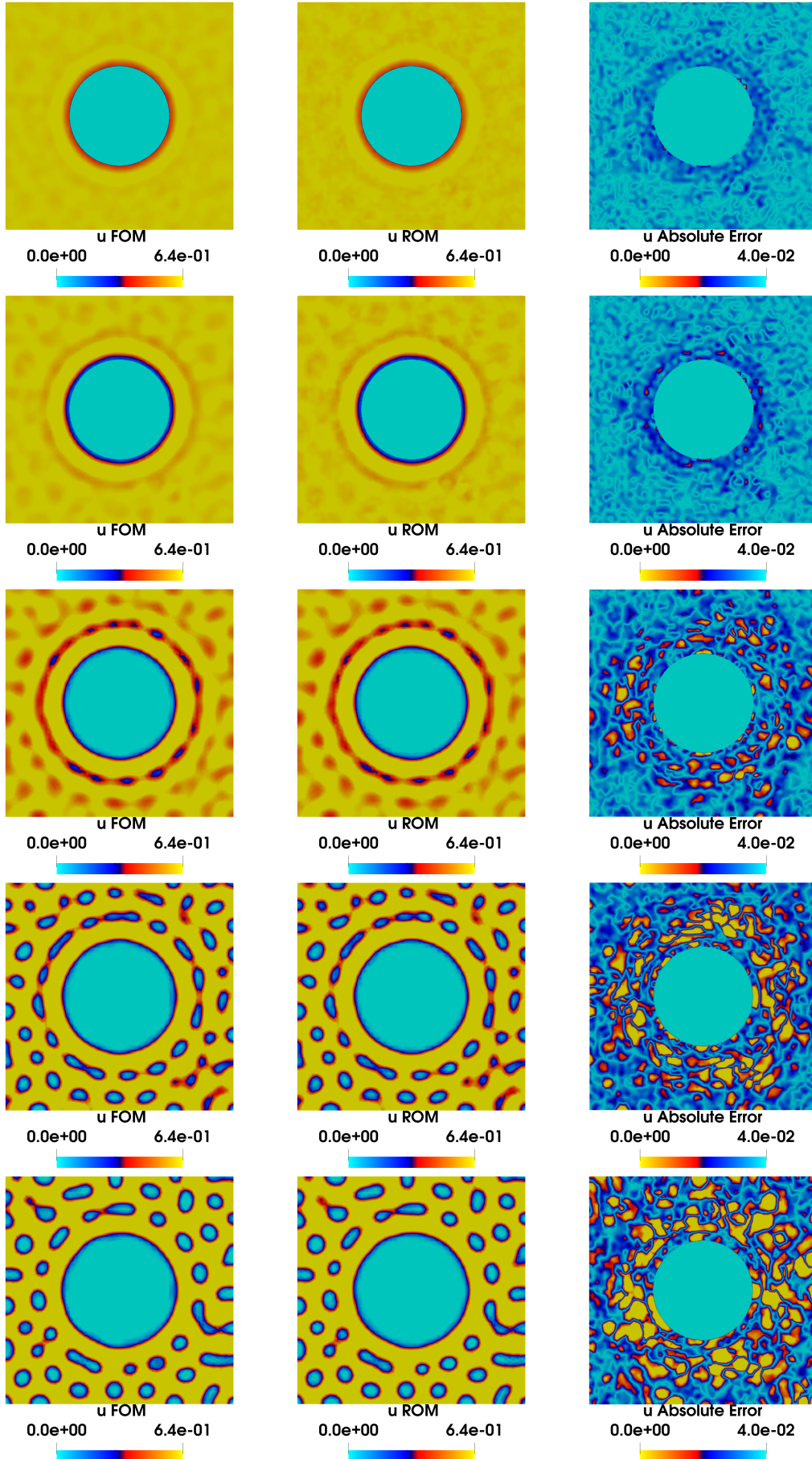


FIGURE 9. Results for the geometrical parametrized embedded circle with diameter $\mu_{\text{test}} = 0.43774$ and *Dirichlet embedded boundary*. In the first, second and third column we report the full order solution, the reduced order solution and the absolute error plots for the concentration field. Each row corresponds to a different time $t = [10, 20, 40, 60, 100]\tau_n$.

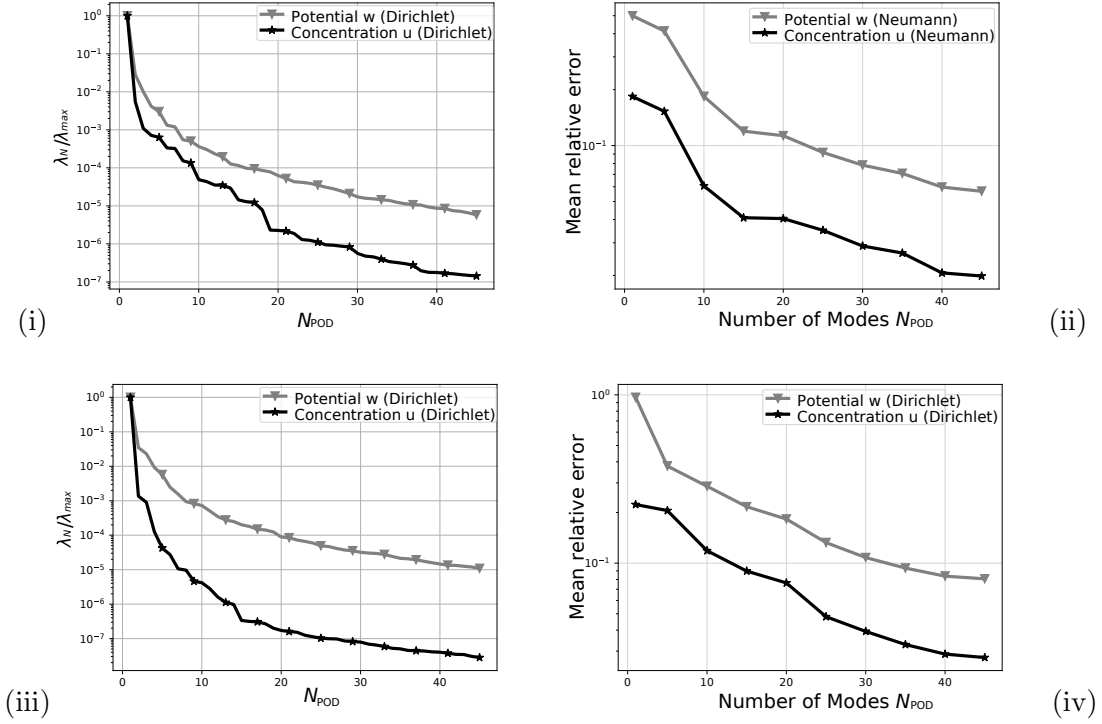


FIGURE 10. Geometrical parametrization and visualization of the results. The left plots depict the eigenvalues decay with respect to the numbers of the modes for the concentration and potential variable. On the right plots, we visualize the mean value of the relative errors of the reduced-order problem for thirty random parameter values and for various number of modes.

Snapshots for:	900 train parameters			
time ($i \times \tau_n$)	Relative error (Neumann)		Relative error (Dirichlet)	
i	Concentration u	Potential w	Concentration u	Potential w
1	0.00342	0.01692	0.00357	0.00944
10	0.00472	0.01016	0.00699	0.01517
20	0.00510	0.01613	0.00894	0.02250
30	0.00952	0.02374	0.01330	0.03751
40	0.01634	0.03580	0.01938	0.05078
50	0.02184	0.05944	0.02752	0.07117
60	0.03639	0.12172	0.03086	0.10452
70	0.04636	0.11315	0.03381	0.10750
80	0.04611	0.11615	0.03606	0.12585
90	0.04787	0.10791	0.03856	0.13514
100	0.05181	0.11652	0.04169	0.11201

TABLE 3. The L^2 relative error is reported over time for the concentration and potential field for the Neumann and Dirichlet type of boundaries experiments. The ROMs have been obtained with 45 modes for the concentration and potential variables for both cases.

field for various number of basis functions are reported and their graph can be seen in Figure 10 as well as the normalized eigenvalues and their decay which have been used for the ROM. Thereafter, for a better understanding, the relative errors evolution with respect to time, for a 45 modes test, is demonstrated in Table 3 and visualized in Figure 11 (i), (iii). We clarify

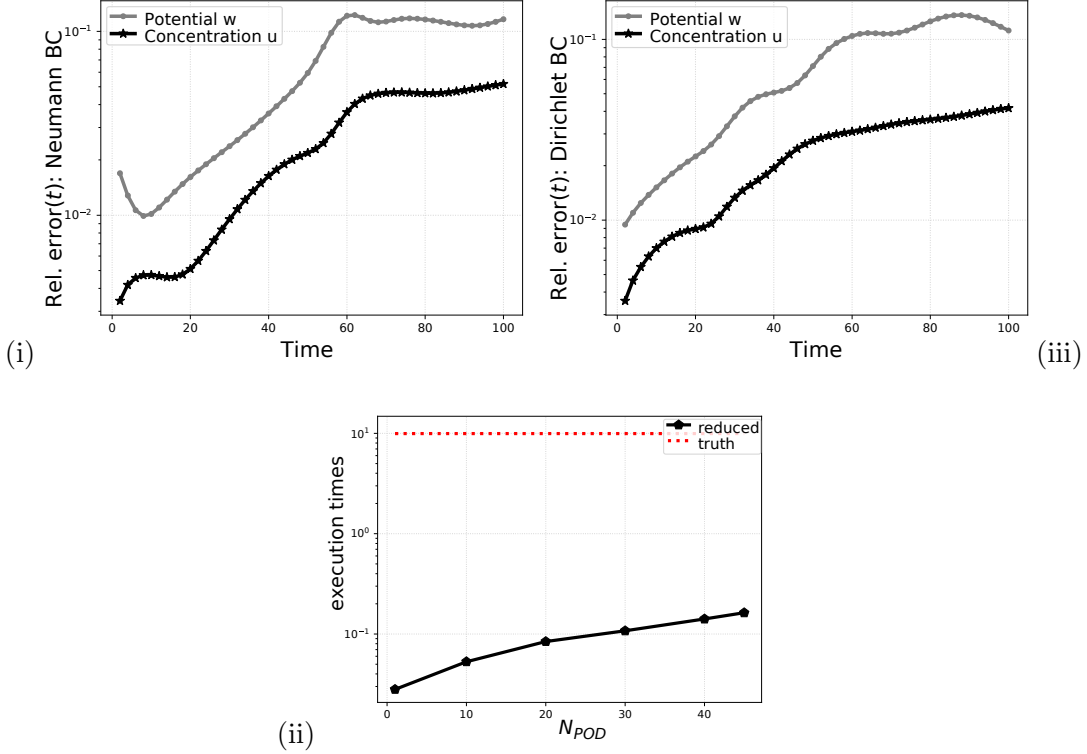


FIGURE 11. The (i) and (iii) plots depict the relative errors with respect to time for the concentration and potential variable and 45 modes. On the (ii) plot, we visualize the execution times of the reduced-order problem for one random parameter value and for various numbers of modes.

that we use the same number of modes for both variables u and w . Moreover, the relative error increases over time due to additive –reduced basis approximation– error in every time point. Nevertheless, and even if the error increases, the max error for the concentration –that we are interested in– is stabilizing after approximately sixty time steps evolution in an error of the order of 10^{-2} . In Table 2, and in Figure 11 (ii) we report the execution times for several numbers of basis functions including the projection of the full order matrices, the execution time of the online solver and the determination of the reduced problem and we compare them with the time execution at the full order level, namely 9.9623 sec.

We remark that the full order discretized differential operators that appear in equation (15) are parameter dependent and therefore, also at the reduced order level in order to compute the reduced differential operator, we need to assemble the full order operators. Possible ways to avoid such potentially expensive operation, relying on an affine approximation of the full order differential operator, could be to use hyper reduction techniques, [40, 46]. In this work, since the attention is mainly devoted to the methodological development of a reduced-order method in an embedded boundary setting, rather than in its efficiency, we do not rely on such hyper reduction techniques and we assemble the full order differential operators also during the online stage. Considering that the most demanding computational effort is spent during the solution of the full order problem rather than in the assembly of the differential operators, as reported in Section 4.2, it is anyway possible to achieve a computational speed up, and the related results have been reported in the present section. Finally, we underline that the cut elements FEM stabilization robustness is additionally verified using the conservation of mass test and in particular the relative error between the reduced and truth mass as it is illustrated in Figure 12. We can easily notice that the ROM solution and in particular the approximated mass conserves competently, as time passes and increasing the number of modes we use.

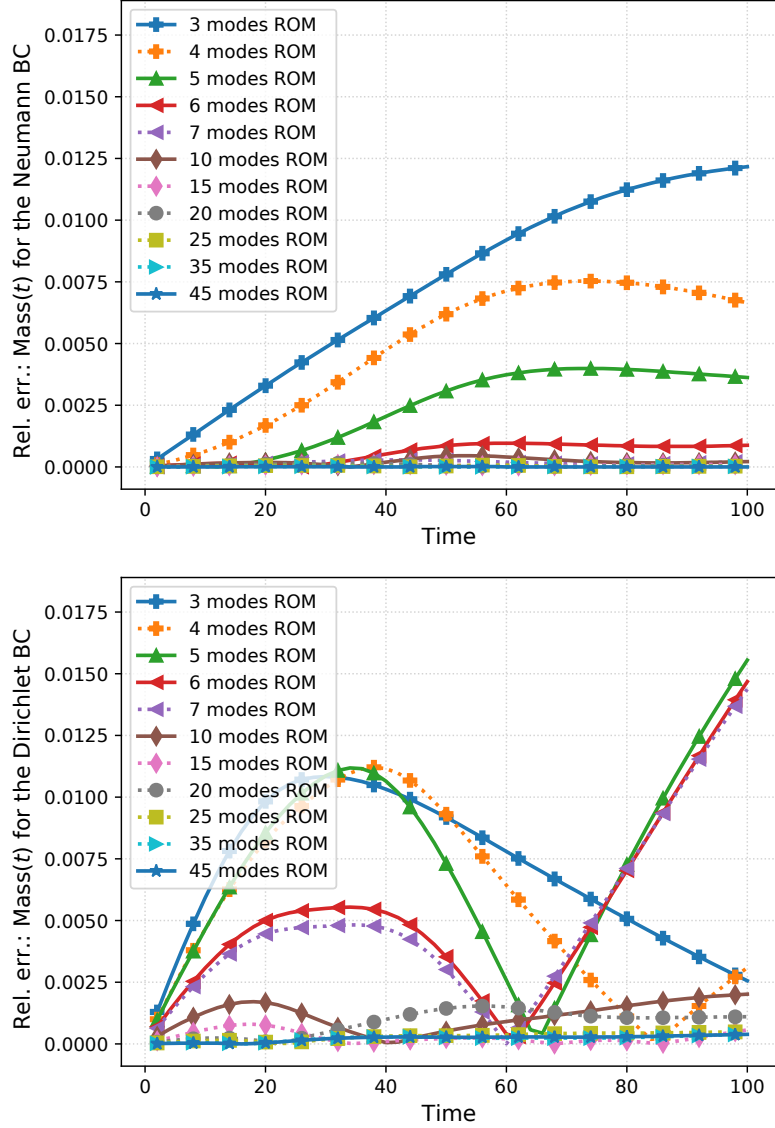


FIGURE 12. The conservation of mass for Neumann and Dirichlet embedded boundaries: evolution of the reduced basis approximation mass relative error with respect to time, for various number of modes as considered in the numerical examples, for the parameter values $\mu = 0.42917$ and $\mu = 0.43774$ respectively and time instances $t = n\tau_n$, for $n = 1, \dots, 100$.

4.2.1. *Challenges: larger scale geometric parametrization, time dependent geometry.* In this paragraph, we examine our method numerically in cases of larger parameter range, as well as, evolutionary in time geometries. Two tests are provided, both emphasizing the more challenging Dirichlet embedded boundary condition case.

Larger scale geometric parametrization. We consider two experiments in which we show that if μ is in an interval with much larger or much smaller values, and in a larger range, our method reacts well. In Table 4 we report the relative errors for an extended train and test parameter set in two cases with (I) train set $[0.36, 0.54]$, test set $[0.38, 0.52]$ and (II) train set $[0.20, 0.48]$, test set $[0.22, 0.46]$. The latter results show that even if we test the more difficult case of Dirichlet embedded boundary, the results are comparable with an order of 10^{-2} with the ones with much smaller train and test parameter intervals as in Table 1. Basic aspect so that we can achieve good relative error results is to keep the test geometry parameter μ inside an interval which is smaller of that of the training parameter. If we choose equal training

Snapshots for:	900 train parameters			
Modes	Relative error (Dirichlet) (I) test		Relative error (Dirichlet) (II) test	
(N_{POD})	Concentration u	Potential w	Concentration u	Potential w
1	0.12816	0.73905	0.16457	0.49708
5	0.12613	0.73053	0.15532	0.48670
10	0.15761	0.31983	0.13032	0.31029
15	0.10306	0.23707	0.10653	0.24047
20	0.08952	0.21202	0.07884	0.19690
25	0.07678	0.18699	0.05915	0.16011
30	0.05602	0.14369	0.04719	0.12814
35	0.04501	0.12358	0.04175	0.11083
40	0.03794	0.10884	0.03454	0.09740
45	0.03167	0.09539	0.03254	0.09172

TABLE 4. Geometrical parametrization and mean relative error between the full order solution and the reduced basis solution for the concentration and potential component tested onto 30 samples chosen randomly inside the test parameter spaces and trained on 900 snapshots with train and test sets respectively: (I) train set $[0.36, 0.54]$, test set $[0.38, 0.52]$ and (II) train set $[0.20, 0.48]$, test set $[0.22, 0.46]$.

and test parameter range sets the results are worse. Moreover, the smaller test set we use, the fewer basis modes we need to use. Further investigation has shown that there is a need of a relatively large number of 900 snapshots, although they are calculated only once in the beginning of the ROM procedure -offline stage- to produce the reduced basis. We highlight at this point that the experiments as introduced in Section 4.2 using smaller parameter intervals can give similar results even if we use 600 snapshots.

Time dependent geometry. In this section we briefly show the results for an evolutionary in time embedded geometry. We tested the case in which the circle is moving periodically onto the y axis with fixed diameter size $\delta = 0.42$. So, the parameter $\mu(\cdot)$ now defines the motion which happens with respect to the center of the circle. Our levelset function which is used for the embedded geometry description is $(x - \theta_1(t))^2 + (y - \theta_2(t))^2 \leq \delta^2/4$, where $\theta(t) = (\theta_1(t), \theta_2(t))$ denotes the position of the center of the circle in the domain. The motion of the circle is assumed to be known and in particular we assume the periodic motion of the circle, i.e $\theta(t) = \theta(0) + x_0 \sin(140\pi\mu(t))\mathbf{j}$, where x_0 denotes the amplitude of the oscillation of the circle, $\mu(t)$ is a function of time and \mathbf{j} is the unit vector in the vertical direction. Thus, the circle moves only vertically in our simulations. We choose values for the constants $\theta(0) = (0, 0.1)$, $x_0 = 0.0039$, $\mu(t) = (\mu_{\max} - \mu_{\min})\frac{t}{T} + \mu_{\min}$, $\mu_{\max} = 0.15$, $\mu_{\min} = 0.1$ and final time $T = 100\tau_n$. All the rest of the data are as in Section 4.2 and the Dirichlet embedded geometry case. We choose $N_{\text{train}} = N_t = 100$ time instances, we run a POD on the set of the collected snapshots, and we obtain our basis functions with which we are going to compute the reduced solutions. For each θ^i , $i = 1, \dots, N_t$, we compute both the reduced solution and the corresponding full order solution. We compute the L^2 mean relative error for the concentration and for the potential by taking the time average of the relative errors at each time t_k and we obtain the mean approximation error as seen in Table 5. With this test case we can appreciate the advantage that we obtain by employing the CutFEM reduced order model that we proposed. Indeed, at every new time-step t^i corresponds a different domain configuration, depending on the parameter θ^i ; without a CutFEM formulation, we would have to remesh at every time-step, making the offline phase of a reduced order model prohibitive from the computational cost point of view. Moreover, results show that we are able to obtain good results at the reduced order level even without employing a snapshot transportation during the offline phase. Although, the case of a larger motion scale and a more advanced development will be the topic of a future paper.

Snapshots for:	100 time instances	
Modes	Relative error for Dirichlet case	
(N_{POD})	Concentration u	Potential w
1	0.15300	0.27402
2	0.16976	0.29750
3	0.12213	0.26491
4	0.08475	0.16569
5	0.06607	0.17079
6	0.06032	0.16207
7	0.03409	0.10952
8	0.02403	0.06251
9	0.02093	0.05422
10	0.02040	0.05319
11	0.01506	0.03503

TABLE 5. Geometrical parametrization and the average relative error between the full order solution and the reduced basis solution for the concentration and potential component –average for the errors at each time instance. Results are reported for different dimensions of the reduced basis spaces. The ROM has been trained onto 100 parameter samples coming from each time step.

4.2.2. *Outcome.* Numerical experiments consider Neumann boundary conditions as well as Dirichlet ones. The tests clearly indicate that an efficient orthogonal decomposition projection-based reduced-order model can be derived over a full order cut finite element method solver for the challenging (for both the full and the reduced level, see also the uncomform basis functions in Figure 7) nonlinear Cahn-Hilliard system. Efficient in the sense that the combination of embedded methods and reduced order models allowed us to obtain fast evaluation of parametrized problems, avoiding remeshing as well as the reference domain formulation, often used in the reduced order modeling for boundary fitted finite element formulations while we rely only on an appropriate smooth enough fixed background grid. Last Section’s tests have clearly shown that sufficient good approximations can be obtained for this phase-field system at a reduced level.

5. CONCLUDING REMARKS AND FUTURE DEVELOPMENTS

We conclude this work by noting that the above approach and the combination of unfitted mesh finite element methods with an embedded POD basis and IMEX type discretization, by using linear polynomials, imply good reduced basis approximation properties for a Cahn-Hilliard fourth-order diffusion nonlinear PDE system for which we have applied the splitting approach, leading to a coupled system of second order in space. Considering the reduced-order approximation, the background mesh approach appears beneficial even for nonsmooth pseudo-random initial data. As expected, and referring to previous related authors’ works, [59, 58], an increased error is noticed onto the Nitsche embedded boundary interface in the reduced level, which will be studied further in future work. We underline the significant execution time reduction considering the projection of the full order matrices, through the reduced execution time of the online solver and the solution of the reduced problem, by capturing efficiently the full order solution information in a reduced level solution. As a perspective, we mention the construction of higher-order IMEX methods, more efficient methodologies for the affine decomposition of the discretization differential operator, and the investigation of the applicability of well-known hyper reduction techniques, such as the empirical interpolation method, [44, 61], in the context of the aforementioned embedded reduced-order basis method. Of future interest are also parabolic nonlinear partial differential equations set in a more general framework and to test snapshots transportation techniques as presented in [56].

ACKNOWLEDGMENTS

This work is supported by the European Research Council Executive Agency by means of the H2020 ERC Consolidator Grant project AROMA-CFD “Advanced Reduced Order Methods with Applications in Computational Fluid Dynamics” - GA 681447, (PI: Prof. G. Rozza), FARE-X-AROMA-CFD project by MIUR, INdAM-GNCS 2018 and 2019 and by project FSE - European Social Fund - HEaD “Higher Education and Development” SISSA operazione 1, Regione Autonoma Friuli - Venezia Giulia, the Hellenic Foundation for Research and Innovation (HFRI) and the General Secretariat for Research and Technology (GSRT), under grant agreement No[1115], and National Infrastructures for Research and Technology S.A. (GRNET S.A.) in the National HPC facility - ARIS - under project ID pa190902. The authors would like also to thank Dr Andrea Mola for useful instructions regarding the cutfem stabilization, and Dr Francesco Ballarin for fruitful discussions for the reduced order part.

REFERENCES

- [1] *ngsxfem* – Add-On to NGSolve for unfitted finite element discretizations, <https://github.com/ngsxfem/ngsxfem>.
- [2] *RBniCS* - Reduced order modelling in FEniCS, <https://www.rbnicsproject.org>, 2015.
- [3] *NGSolve* - High performance multiphysics finite element software, <https://github.com/NGSolve/ngsolve>, 2018.
- [4] A. Agosti, P. F. Antonietti, P. Ciarletta, M. Grasselli, and M. Verani, *A Cahn-Hilliard-type equation with application to tumor growth dynamics*, *Mathematical Methods in the Applied Sciences* **40** (2017), no. 18, 7598–7626.
- [5] N. Alikakos, G. Fusco, and P. Smyrnelis, *Elliptic Systems of Phase Transition Type*, 91, Monograph in the series Progress in Nonlinear Differential Equations and Their Applications, Birkhauser, 2018.
- [6] F. O. Alpak, B. Riviere, and F. Frank, *A phase-field method for the direct simulation of two-phase flows in pore-scale media using a non-equilibrium wetting boundary condition*, *Computational Geosciences* **20** (2016), no. 5, 881–908.
- [7] D. M. Anderson, G. B. McFadden, and A. A. Wheeler, *Diffuse-interface methods in fluid mechanics*, *Annual Review of Fluid Mechanics* **30** (1998), no. 1, 139–165.
- [8] D. C. Antonopoulou, D. Farazakis, and G. Karali, *Malliavin calculus for the stochastic Cahn-Hilliard/Allen-Cahn equation with unbounded noise diffusion*, *Journal of Differential Equations* **265** (2018), no. 7, 3168–3211.
- [9] D. C. Antonopoulou, G. Karali, and A. Millet, *Existence and regularity of solution for a stochastic Cahn-Hilliard/Allen-Cahn equation with unbounded noise diffusion*, *Journal of Differential Equations* **260** (2016), no. 3, 2383–2417.
- [10] M. Balajewicz and C. Farhat, *Reduction of nonlinear embedded boundary models for problems with evolving interfaces*, *Journal of Computational Physics* **274** (2014), 489–504.
- [11] F. Ballarin, A. Manzoni, A. Quarteroni, and G. Rozza, *Supremizer stabilization of POD-Galerkin approximation of parametrized steady incompressible Navier-Stokes equations*, *International Journal for Numerical Methods in Engineering* **102** (2015), no. 5, 1136–1161.
- [12] P. Benner, M. Ohlberger, A. Patera, G. Rozza, and K. Urban, *Model Reduction of Parametrized Systems*, MS&A series, vol. 17, Springer, 2017.
- [13] A. L. Bertozzi, S. Esedoglu, and A. Gillette, *Inpainting of Binary Images Using the Cahn-Hilliard Equation*, *Trans. Img. Proc.* **16** (2007), no. 1, 285–291.
- [14] L. Blank, H. Garcke, L. Sarbu, T. Srisupattarawanit, V. Styles, and A. Voigt, *Phase-field approaches to structural topology optimization*, pp. 245–256, Springer Basel, Basel, 2012.
- [15] J. Bosch, *Fast Iterative Solvers for Cahn-Hilliard Problems*, Ph.D. thesis, Otto-von-Guericke Universität, Magdeburg, 2016.
- [16] E. Burman, *Ghost penalty*, *Comptes Rendus Mathematique* **348** (2010), no. 21, 1217–1220.
- [17] E. Burman and P. Hansbo, *Fictitious domain finite element methods using cut elements: II. A stabilized Nitsche method*, *Applied Numerical Mathematics* **52** (2011), no. 6, 2837–2862.
- [18] ———, *Fictitious domain methods using cut elements: III. A stabilized Nitsche method for Stokes’ problem*, *ESAIM: M2AN* **48** (2014), no. 5-8, 859–874.
- [19] J. W. Cahn and J. E. Hilliard, *Free Energy of a Nonuniform System. I. Interfacial Free Energy*, *The Journal of Chemical Physics* **28** (1958), no. 2, 258–267.
- [20] F. Chave, D. Di Pietro, F. Marche, and F. Pigeonneau, *A Hybrid High-Order Method for the Cahn-Hilliard problem in Mixed Form*, *SIAM Journal on Numerical Analysis* **54** (2016), no. 3, 1873–1898.
- [21] L. Cherfils, H. Fakhir, and A. Miranville, *A Complex Version of the Cahn-Hilliard Equation for Grayscale Image Inpainting*, *Multiscale Modeling & Simulation* **15** (2017), no. 1, 575–605.

- [22] F. Chinesta, A. Huerta, G. Rozza, and K. Willcox, ch. Model Reduction Methods, Encyclopedia of Computational Mechanics, Second Edition, pp. 1–36, John Wiley & Sons, 2017.
- [23] F. Chinesta, P. Ladeveze, and E. Cueto, *A Short Review on Model Order Reduction Based on Proper Generalized Decomposition*, Archives of Computational Methods in Engineering **18** (2011), no. 4, 395.
- [24] R. Choksi, M. Peletier, and J. Williams, *On the Phase Diagram for Microphase Separation of Diblock Copolymers: An Approach via a Nonlocal Cahn–Hilliard Functional*, SIAM Journal on Applied Mathematics **69** (2009), no. 6, 1712–1738.
- [25] K. Chrysafinos and E. N. Karatzas, *Error Estimates for Discontinuous Galerkin Time-Stepping Schemes for Robin Boundary Control Problems Constrained to Parabolic PDEs*, SIAM Journal on Numerical Analysis **52** (2014), no. 6, 2837–2862.
- [26] K. Chrysafinos and E. N. Karatzas, *Symmetric error estimates for discontinuous Galerkin time-stepping schemes for optimal control problems constrained to evolutionary Stokes equations*, Computational Optimization and Applications **60** (2015), no. 3, 719–751.
- [27] S. Claus and P. Kerfriden, *A cutfem method for two-phase flow problems*, Computer Methods in Applied Mechanics and Engineering **348** (2019), 185–206.
- [28] P. Colli, M. Farshbaf-Shaker, G. Gilardi, and J. Sprekels, *Optimal Boundary Control of a Viscous Cahn–Hilliard System with Dynamic Boundary Condition and Double Obstacle Potentials*, SIAM Journal on Control and Optimization **53** (2015), no. 4, 2696–2721.
- [29] S. De Groot and P. Mazur, *Non-equilibrium thermodynamics*, (1962), Dover edition, 2013.
- [30] A. Dumon, C. Allery, and A. Ammar, *Proper general decomposition (PGD) for the resolution of Navier–Stokes equations*, Journal of Computational Physics **230** (2011), no. 4, 1387–1407.
- [31] C. Elliott and S. Larsson, *Error estimates with smooth and nonsmooth data for a finite element method for the Cahn–Hilliard equation*, Math. Comp. **58** (1992), no. S33–S36, 603–630.
- [32] C. M. Elliott, *The Cahn–Hilliard Model for the Kinetics of Phase Separation*, pp. 35–73, Birkhäuser Basel, Basel, 1989.
- [33] C. M. Elliott, D. A. French, and F. A. Milner, *A second order splitting method for the Cahn–Hilliard equation*, Numerische Mathematik **54** (1989), no. 5, 575–590.
- [34] C. M. Elliott and Z. Songmu, *On the Cahn–Hilliard equation*, Archive for Rational Mechanics and Analysis **96** (1986), no. 4, 339–357.
- [35] A. Embar, J. Dolbow, and I. Harari, *Imposing Dirichlet boundary conditions with Nitsche’s method and spline-based finite elements*, International Journal for Numerical Methods in Engineering **83** (2010), no. 7, 877–898.
- [36] D. J. Eyre, *Unconditionally Gradient Stable Time Marching the Cahn–Hilliard Equation*, MRS Proceedings **529** (1998), 39.
- [37] D. Furihata, M. Kovács, S. Larsson, and F. Lindgren, *Strong Convergence of a Fully Discrete Finite Element Approximation of the Stochastic Cahn–Hilliard Equation*, SIAM Journal on Numerical Analysis **56** (2018), no. 2, 708–731.
- [38] L. Goudenège, D. Martin, and G. Vial, *High Order Finite Element Calculations for the Cahn–Hilliard Equation*, Journal of Scientific Computing **52** (2012), no. 2, 294–321.
- [39] C. Gräßle, M. Hinze, and N. Scharmacher, *POD for Optimal Control of the Cahn–Hilliard System Using Spatially Adapted Snapshots*, Numerical Mathematics and Advanced Applications ENUMATH 2017 (F. A. Radu, K. Kumar, I. Berre, J. M. Nordbotten, and I. S. Pop, eds.), Springer International Publishing, 2019, pp. 703–711.
- [40] M. Grepl, Y. Maday, N. Nguyen, and A. Patera, *Efficient reduced-basis treatment of nonaffine and nonlinear partial differential equations*, ESAIM: M2AN **41** (2007), no. 3, 575–605.
- [41] M. Grepl and A. Patera, *A posteriori error bounds for reduced-basis approximations of parametrized parabolic partial differential equations*, ESAIM: M2AN **39** (2005), no. 1, 157–181.
- [42] M. E. Gurtin, D. Polignone, and J. Vinals, *Two-phase binary fluids and immiscible fluids described by an order parameter*, Mathematical Models and Methods in Applied Sciences **06** (1996), no. 06, 815–831.
- [43] B. Haasdonk and M. Ohlberger, *Reduced basis method for finite volume approximations of parametrized linear evolution equations*, Mathematical Modelling and Numerical Analysis **42** (2008), no. 2, 277–302.
- [44] B. Haasdonk, M. Ohlberger, and G. Rozza, *A reduced basis method for evolution schemes with parameter-dependent explicit operators*, Electron. Trans. Numer. Anal. **32** (2008), 145–161.
- [45] I. Harari and E. Grosu, *A unified approach for embedded boundary conditions for fourth-order elliptic problems*, International Journal for Numerical Methods in Engineering **104** (2015), no. 7, 655–675.
- [46] J. Hesthaven, G. Rozza, and B. Stamm, *Certified Reduced Basis Methods for Parametrized Partial Differential Equations*, SpringerBriefs in Mathematics, Springer International Publishing, 2016.
- [47] M. Hintermüller, M. Hinze, and C. Kahle, *An Adaptive Finite Element Moreau–Yosida-based Solver for a Coupled Cahn–Hilliard/Navier–Stokes System*, J. Comput. Phys. **235** (2013), no. C, 810–827.
- [48] M. Hintermüller, T. Keil, and D. Wegner, *Optimal Control of a Semidiscrete Cahn–Hilliard–Navier–Stokes System with Nonmatched Fluid Densities*, SIAM Journal on Control and Optimization **55** (2017), no. 3, 1954–1989.

- [49] M. Hintermüller and D. Wegner, *Distributed Optimal Control of the Cahn–Hilliard System Including the Case of a Double-Obstacle Homogeneous Free Energy Density*, SIAM Journal on Control and Optimization **50** (2012), no. 1, 388–418.
- [50] M. Hinze and C. Kahle, *A Nonlinear Model Predictive Concept for Control of Two-Phase Flows Governed by the Cahn–Hilliard Navier–Stokes System*, System Modeling and Optimization (Berlin, Heidelberg) (D. Hömberg and F. Tröltzsch, eds.), Springer Berlin Heidelberg, 2013, pp. 348–357.
- [51] J. N. Israelachvili, *Intermolecular and Surface Forces*, Elsevier, 2011.
- [52] D. Jeong and J. Kim, *Microphase separation patterns in diblock copolymers on curved surfaces using a nonlocal Cahn–Hilliard equation*, The European Physical Journal E **38** (2015), no. 11, 117.
- [53] K. Junseok, L. Seunggyu, C. Yongho, L. Seok-Min, and J. Darae, *Basic Principles and Practical Applications of the Cahn–Hilliard Equation*, Mathematical Problems in Engineering (2016), no. 1, 79–141.
- [54] I. Kalashnikova and M. F. Barone, *On the stability and convergence of a Galerkin reduced order model (ROM) of compressible flow with solid wall and far-field boundary treatment*, International Journal for Numerical Methods in Engineering **83** (2010), no. 10, 1345–1375.
- [55] G. Karali and Y. Nagase, *On the existence of solution for a Cahn–Hilliard/Allen–Cahn equation*, Discrete and Continuous Dynamical Systems - S **7** (2014), no. 1937-1632_2014.1_127, 127.
- [56] E. N. Karatzas, F. Ballarin, and G. Rozza, *Projection-based reduced order models for a cut finite element method in parametrized domains*, Computers & Mathematics with Applications **79** (2020), no. 3, 833–851.
- [57] E. N. Karatzas, M. Nonino, F. Ballarin, and G. Rozza, *A Reduced order cut finite element basis for stationary and evolutionary geometrically parameterized Navier–Stokes systems*, Submitted, arXiv:2010.04953, 2020.
- [58] E. N. Karatzas, G. Stabile, N. Atallah, G. Scovazzi, and G. Rozza, *A Reduced Order Approach for the Embedded Shifted Boundary FEM and a Heat Exchange System on Parametrized Geometries*, In: Fehr J., Haasdonk B. (eds) IUTAM Symposium on Model Order Reduction of Coupled Systems, Stuttgart, Germany, May 22–25, 2018. IUTAM Bookseries, vol 36. Springer, Cham (2020).
- [59] E. N. Karatzas, G. Stabile, L. Nouveau, G. Scovazzi, and G. Rozza, *A reduced basis approach for PDEs on parametrized geometries based on the shifted boundary finite element method and application to a Stokes flow*, Computer Methods in Applied Mechanics and Engineering **347** (2019), 568–587.
- [60] E. N. Karatzas, G. Stabile, L. Nouveau, G. Scovazzi, and G. Rozza, *A reduced-order shifted boundary method for parametrized incompressible Navier–Stokes equations*, Computer Methods in Applied Mechanics and Engineering **370** (2020), 113–273.
- [61] G. Katsouleas, E. N. Karatzas, and F. Travlopanos, *Discrete Empirical Interpolation and unfitted mesh FEMs: application in PDE-constrained optimization (2020)*, Submitted, arXiv:2010.09059.
- [62] ———, *Cut finite element error estimates for a class of nonlinear elliptic PDEs*, Loughborough University, doi: 10.17028/rd.lboro.12154854.v1, extended version at arXiv:2003.06489, 2020, pp. 1–6.
- [63] K. Kunisch and S. Volkwein, *Galerkin proper orthogonal decomposition methods for a general equation in fluid dynamics*, SIAM Journal on Numerical Analysis **40** (2002), no. 2, 492–515.
- [64] C. Lehrenfeld and A. Reusken, *L2-error analysis of an isoparametric unfitted finite element method for elliptic interface problems*, vol. 2, Journal of Numerical Mathematics, 2019, pp. 85–99.
- [65] C. Li, R. Qin, J. Ming, and Z. Wang, *A discontinuous Galerkin method for stochastic Cahn–Hilliard equations*, Computers & Mathematics with Applications **75** (2018), no. 6, 2100–2114, 2nd Annual Meeting of SIAM Central States Section, September 30–October 2, 2016.
- [66] Y. Li, D. Jeong, J. Shin, and J. Kim, *A conservative numerical method for the Cahn–Hilliard equation with Dirichlet boundary conditions in complex domains*, Computers & Mathematics with Applications **65** (2013), no. 1, 102–115.
- [67] M. Luby, *Pseudorandomness and Cryptographic Applications*, ISBN 9780691025469, Princeton University Press, 1996.
- [68] M. Matsumoto and T. Nishimura, *Mersenne twister: a 623-dimensionally equi-distributed uniform pseudo-random number generator*, ACM Transactions on Modeling and Computer Simulation **8** (1) (1998), 3–30.
- [69] A. Novick-Cohen and L. A. Segel, *Nonlinear aspects of the Cahn–Hilliard equation*, Physica D: Nonlinear Phenomena **10** (1984), no. 3, 277–298.
- [70] A. Quarteroni, A. Manzoni, and F. Negri, *Reduced basis methods for partial differential equations*, vol. 92, UNITEXT/La Matematica per il 3+2 book series, Springer International Publishing, 2016.
- [71] F. Regazzoni, N. Parolini, and M. Verani, *Topology optimization of multiple anisotropic materials, with application to self-assembling diblock copolymers*, Computer Methods in Applied Mechanics and Engineering **338** (2018), 562–596.
- [72] S. Reshma and H. Hansa, J Thattil, *Inpainting of Binary Images Using the Cahn–Hilliard Equation*, International Journal of Computer Science Engineering and Technology **4** (2014), no. 11, 296–300.
- [73] E. Rocca and J. Sprekels, *Optimal Distributed Control of a Nonlocal Convective Cahn–Hilliard Equation by the Velocity in Three Dimensions*, SIAM Journal on Control and Optimization **53** (2015), no. 3, 1654–1680.
- [74] A. Rokhzadi, *IMEX and Semi-Implicit Runge–Kutta Schemes for CFD Simulations*, Ph.D. thesis, Civil Engineering Department, Faculty of Engineering, University of Ottawa, 2018.

- [75] G. Rozza, *Reduced basis methods for elliptic equations in subdomains with a-posteriori error bounds and adaptivity*, App. Num. Math. **55** (2005), no. 4, 403–424.
- [76] G. Rozza, *Reduced basis methods for Stokes equations in domains with non-affine parameter dependence*, Computing and Visualization in Science **12** (2009), no. 1, 23–35.
- [77] G. Rozza, D. Huynh, and A. Patera, *Reduced basis approximation and a posteriori error estimation for affinely parametrized elliptic coercive partial differential equations: Application to transport and continuum mechanics*, Archives of Computational Methods in Engineering **15** (2008), no. 3, 229–275.
- [78] G. Rozza, D. B. P. Huynh, and A. Manzoni, *Reduced basis approximation and a posteriori error estimation for Stokes flows in parametrized geometries: Roles of the inf-sup stability constants*, Numerische Mathematik **125** (2013), no. 1, 115–152.
- [79] G. Rozza and K. Veroy, *On the stability of the reduced basis method for Stokes equations in parametrized domains*, Computer Methods in Applied Mechanics and Engineering **196** (2007), no. 7, 1244–1260.
- [80] J. Schöberl, A. Arnold, J. Erb, J. M. Melenk, and T. P. Wihler, *C++11 implementation of finite elements in NGSolve*, Tech. report, Institute for Analysis and Scientific Computing, Vienna University of Technology, ASC Report 30/2014, 2014.
- [81] B. Schott, *Stabilized Cut Finite Element Methods for Complex Interface Coupled Flow Problems*, Ph.D. thesis, Technische Universität München (TUM), 2016.
- [82] H. Shenyang, *Phase-field Models of Microstructure Evolution in a System with Elastic Inhomogeneity and Defects*, Ph.D. thesis, Pennsylvania State University, Department of Materials Science and Engineering, 2004.
- [83] K. Veroy, C. Prud’homme, and A. Patera, *Reduced-basis approximation of the viscous Burgers equation: rigorous a posteriori error bounds*, Comptes Rendus Mathématique **337** (2003), no. 9, 619–624.
- [84] G. N. Wells, E. Kuhl, and K. Garikipati, *A discontinuous Galerkin method for the Cahn–Hilliard equation*, Journal of Computational Physics **218** (2006), no. 2, 860–877.
- [85] G. Welper, *Optimal treatment for a phase field system of Cahn–Hilliard type modeling tumor growth by asymptotic scheme*, arXiv:1902.01079v2, 2019.
- [86] O. Wodo and B. Ganapathysubramanian, *Computationally efficient solution to the Cahn–Hilliard equation: Adaptive implicit time schemes, mesh sensitivity analysis and the 3D isoperimetric problem*, Journal of Computational Physics **230** (2011), no. 15, 6037–6060.
- [87] M. Xu, H. Guo, and Q. Zou, *Hessian recovery based finite element methods for the Cahn–Hilliard equation*, Journal of Computational Physics **386** (2019), 524–540.
- [88] X. Zhang, H. Li, and C. Liu, *Optimal Control Problem for the Cahn–Hilliard/Allen–Cahn Equation with State Constraint*, Applied Mathematics & Optimization (2018).
- [89] X. Zhao and C. Liu, *Optimal Control for the Convective Cahn–Hilliard Equation in 2D Case*, Applied Mathematics & Optimization **70** (2014), no. 1, 61–82.
- [90] Y. Zhao, D. Schillinger, and B.-X. Xu, *Variational boundary conditions based on the Nitsche method for fitted and unfitted isogeometric discretizations of the mechanically coupled Cahn–Hilliard equation*, Journal of Computational Physics **340** (2017), 177–199.
- [91] S. Zhou and M. Y. Wang, *Multimaterial structural topology optimization with a generalized Cahn–Hilliard model of multiphase transition*, Structural and Multidisciplinary Optimization **33** (2006), no. 2, 89.