

Charting the space of chemical nut graphs

Patrick W. Fowler¹, Tomaž Pisanski^{2,3,4,5}, and Nino Bašić^{2,3,4}

¹Department of Chemistry, University of Sheffield, Sheffield S3 7HF, UK

²FAMNIT, University of Primorska, Koper, Slovenia

³IAM, University of Primorska, Koper, Slovenia

⁴Institute of Mathematics, Physics and Mechanics, Ljubljana, Slovenia

⁵Faculty of Mathematics and Physics, University of Ljubljana, Ljubljana, Slovenia

September 4, 2020

Abstract

Molecular graphs of unsaturated carbon frameworks or hydrocarbons pruned of hydrogen atoms, are chemical graphs. A *chemical graph* is a connected simple graph of maximum degree 3 or less. A *nut graph* is a connected simple graph with a singular adjacency matrix that has one zero eigenvalue and a non-trivial kernel eigenvector without zero entries. Nut graphs have no vertices of degree 1: they are *leafless*. The intersection of these two sets, the *chemical nut graphs*, is of interest in applications in chemistry and molecular physics, corresponding to structures with fully distributed radical reactivity and omniconducting behaviour at the Fermi level. A chemical nut graph consists of $v_2 \geq 0$ vertices of degree 2 and an even number, $v_3 > 0$, of vertices of degree 3. With the aid of systematic local constructions that produce larger nut graphs from smaller, the combinations (v_3, v_2) corresponding to realisable chemical nut graphs are characterised. Apart from a finite set of small cases, and two simply defined infinite series, all combinations (v_3, v_2) with even values of $v_3 > 0$ are realisable as chemical nut graphs. Of these combinations, only $(20, 0)$ cannot be realised by a planar chemical nut graph. The main result characterises the ranges of edge counts for chemical nut graphs of all orders n .

Keywords: Chemical graph, nut graph, singular graph, Fowler construction, planar graph.

Math. Subj. Class. (2020): 05C50, 05C92.

1 Introduction

Nut graphs constitute an important subclass of graphs. They were introduced and first studied in a series of papers by Sciriha and co-workers [13, 14, 15, 16, 17, 18]. A *nut graph* has a singular adjacency matrix, the spectrum of which contains exactly one zero eigenvalue, with a corresponding non-trivial kernel eigenvector that has no zero entries. In chemistry, this property has significant consequences for the modelling of carbon frameworks at molecular and nano scales. The graphs that are possible models for unsaturated carbon frameworks are the chemical graphs. A *chemical graph* is simple (without multiple edges or loops), connected, and of maximum degree ≤ 3 (to allow for each four-valent carbon atom retaining one valence for participation in a π system). Eigenvectors and eigenvalues of chemical graphs correspond to the distributions of π molecular orbitals and their energies within the qualitative Hückel model [20]. To qualify as a model of a carbon π -system, a nut graph must also be a chemical graph. In this model, the kernel eigenvector

of a nut graph corresponds to a non-bonding orbital, occupation of which by a single electron leads to spin density, and hence radical reactivity distributed over all carbon centres [18]. Nut graphs also have unique status as *strong omniconductors* [9, 8] of nullity one, in the Hückel-based version of the SSP (source-and-sink potential) model of ballistic molecular conduction [12, 6].

For obvious reasons, we call a nut graph that satisfies the conditions for a chemical graph a *chemical nut graph*. Given their chemical interest, a natural question is: for which combinations of order (n , number of vertices) and size (m , number of edges) do chemical nut graphs exist? It turns out to be possible to supply a complete answer to this question.

2 Initial considerations

A nut graph has various useful properties. These include the following: a nut graph is connected; it is non-bipartite; it has no vertices of degree 1 [19]. We will refer to graphs that have no vertices of degree 1 as *leafless*. Since the number of vertices of odd degree of a simple graph is even, a chemical nut graph is leafless, with v_2 vertices of degree 2, and v_3 vertices of degree 3, where v_3 is even. Order and size of a chemical nut graph are related to these numbers by $n = v_2 + v_3$ and $m = v_2 + (3v_3)/2$. This suggests a mapping of chemical nut graphs onto a grid parameterised by even integers $v_3 \geq 0$ and integers $v_2 \geq 0$.

Hence, our initial question can be rephrased as: for what combinations (v_3, v_2) do chemical nut graphs exist? In other words: which pairs (v_3, v_2) are *realisable*? In this paper we give a complete answer to this question. We also show that only one realisable pair, namely $(20, 0)$ cannot be realised by a planar chemical nut graph. (It is realised by chemical nut graphs of genus 1.) Useful background information exists, in the form of a database of nut graphs of low order produced by the computations described in [5] and listed on the accompanying website [4]. Information available on the website includes a dataset restricted to chemical nut graphs with $n \leq 22$, which decides the existence question for small values of v_3 and v_2 . Table 1 gives the results of our interrogation of the dataset, listing cases of parameter pairs in the range $n \leq 22$ where no chemical nut graph exists, and graph counts for the parameter pairs that are realisable by chemical nut graphs in the range.

As a chemical nut graph has v_3 even, we may consider it to be derived from a cubic graph on v_3 vertices with some edges arbitrarily subdivided to reach the total count of $v_2 + v_3$. We will use this fact later (e.g., in the proof of Theorem 12). Note that fast generation of chemical graphs was made possible by methods first introduced for cubic graphs [2, 3].

3 Main result

The main existence result can be stated as follows.

Theorem 1. *A chemical nut graph with parameters (v_3, v_2) , $v_2 \geq 0, v_3 \geq 0$ and v_3 even, exists if and only if one of the following statements holds:*

- (a) $v_3 = 2$ and $v_2 = 7 + 2k$, $k \geq 0$;
- (b) $v_3 = 4$ and $v_2 = 10 + 2k$, $k \geq 0$;
- (c) $v_3 = 6$ and $v_2 \geq 7$;
- (d) $v_3 \geq 8$ and

$$(v_3, v_2) \notin \{(8, 0), (8, 1), (8, 2), (8, 4), (10, 0), (10, 1), (10, 2), (12, 1), (14, 0), (14, 2), (16, 0)\}.$$

$v_3 \backslash v_2$	0	2	4	6	8	10	12	14	16	18	20	22
0	\emptyset	\emptyset	0	0	0	0	9	0	0	5541	5	71
1	\emptyset	\emptyset	0	0	0	0	0	10	22	235	13602	—
2	\emptyset	0	0	0	0	0	2	0	37	3600	30760	—
3	0	0	0	0	7	9	71	5042	13474	168178	—	—
4	0	0	0	0	0	10	225	388	14022	480051	—	—
5	0	0	0	0	7	82	596	16497	280798	—	—	—
6	0	0	0	0	4	127	1186	15801	545237	—	—	—
7	0	1	0	8	212	1368	23127	575614	—	—	—	—
8	0	0	0	5	22	620	12035	181009	—	—	—	—
9	0	1	0	36	718	9603	211501	—	—	—	—	—
10	0	0	2	13	176	5457	106013	—	—	—	—	—
11	0	3	0	189	4427	60792	—	—	—	—	—	—
12	0	0	2	50	786	25535	—	—	—	—	—	—
13	0	3	0	601	14153	—	—	—	—	—	—	—
14	0	0	11	118	3415	—	—	—	—	—	—	—
15	0	6	0	1881	—	—	—	—	—	—	—	—
16	0	0	13	309	—	—	—	—	—	—	—	—
17	0	6	0	—	—	—	—	—	—	—	—	—
18	0	0	38	—	—	—	—	—	—	—	—	—
19	0	10	—	—	—	—	—	—	—	—	—	—
20	0	0	—	—	—	—	—	—	—	—	—	—
21	0	—	—	—	—	—	—	—	—	—	—	—
22	0	—	—	—	—	—	—	—	—	—	—	—

Table 1: Census of chemical nut graphs. The table shows the counts of chemical nut graphs for each of the allowed degree signatures (v_3, v_2) accessible to graphs with $n \leq 22$. Symbol - means that the case is outside the range of the dataset. Symbol \emptyset in the table means that no graph with these parameters exists. Entries in the table were obtained by filtering the graphs from the nut graph database [2, 4, 5]. Only the boldface entries are used in the proof of our main result; realisability in all other cases follows from the theory developed in Sections 3.1 to 3.3.

Moreover, in each case where chemical nut graphs exist, a planar chemical nut graph may be found, except when $v_3 = 20$ and $v_2 = 0$, where one of the 5 chemical nut graphs has genus 1, and the other 4 have genus 2.

The key to proving this theorem, and determining all realisable parameter pairs, is to use Table 1 as a source of seed graphs, and then to apply systematic constructions of larger nut graphs[10, 7]. The proof of the main result has several ideas. We identify each of them by a separate claim.

3.1 Constructions for extending nut graphs

3.1.1 The bridge construction

The first construction that we introduce is *the bridge construction* and is applicable only to graphs with bridges, i.e. graphs with edges, whose removal disconnects the graph. Let uv be a bridge in G . By $B(G, uv)$ we denote the graph in which we insert two vertices on the bridge uv .

Proposition 2. *If we insert two vertices on a bridge uv of G , the resulting graph $B(G, uv)$ is a nut graph if and only if G is a nut graph.*

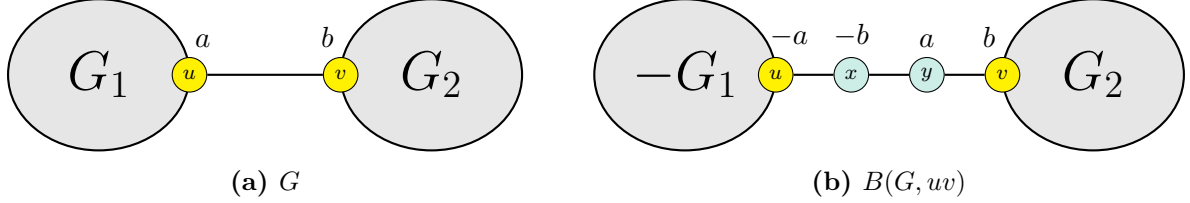


Figure 1: The bridge construction. The graph G consists of subgraphs G_1 and G_2 that are joined by an edge uv , i.e. G_1 and G_2 are connected components of $G - uv$. $B(G, uv)$ is the enlargement of a nut graph by insertion of two vertices on a bridge and is also a nut graph. Values a , b and $-a$, $-b$, a and b are entries in the unique kernel eigenvectors of the graph G and its expansion, $B(G, uv)$, respectively.

The forward direction of this result, together with an alternative proof using linear algebra, can be found in Section 4.3 of [19].

Proof.

(\Rightarrow): The process of assigning entries of a new kernel eigenvector on the bridging path $uxyv$ in the graph $B(G, uv)$ from the graph G is unique if we retain all kernel eigenvector entries in G_2 . (See Figure 1.)

(\Leftarrow): If the graph $B(G, uv)$ is a nut graph and the vertices u and v have kernel eigenvector entries assigned as shown, then the entries for vertices x and y follow. The reverse operation can be carried out by switching signs of all kernel eigenvector entries in either G_1 or G_2 . Hence, the graph G is a nut graph. \square

3.1.2 The subdivision construction

Proposition 3. *If we insert four vertices on an edge uv of G , the resulting graph $S(G, uv)$ is a nut graph if and only if G is a nut graph.*

The forward direction of this result, together with an alternative proof using linear algebra, can be found as Lemma 4.1 in [19].

Proof.

(\Rightarrow): The process of assigning entries of a new kernel eigenvector for the four inserted vertices $wxyz$ is unique if we retain all eigenvector entries in G . (See Figure 2.)

(\Leftarrow): If the enlarged graph $S(G, uv)$ is a nut graph, then after removing the four additional vertices and joining u directly to v , retaining all other eigenvector entries, the reduced graph G is also a nut graph. \square

3.1.3 The ‘Fowler construction’

The third construction is applicable to any graph G and any of its vertices v with degree d , $d > 1$. Let G be a graph and let v be a vertex of degree d in G . Let the neighbourhood of v be $N_G(v) = \{u_1, u_2, \dots, u_d\}$. We remove the d edges incident on v , add $2d$ vertices, and connect them to the rest of the graph as shown in Figure 3. Let $F(G, v)$ denote the resulting graph, which has been called the *Fowler construction* on G [10]. The case where $d = 3$ was already described in [17].

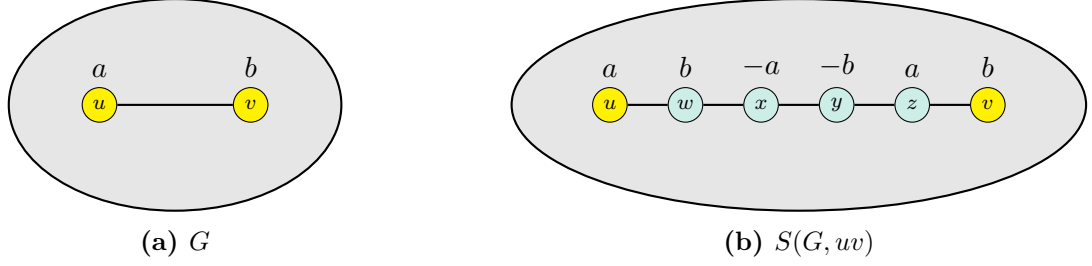


Figure 2: The subdivision construction. The graph $S(G, uv)$ is obtained by inserting vertices w, x, y, z into the edge uv of graph G . Values $a, b, -a, -b$ are entries in the unique kernel eigenvectors of the graph G and its subdivision expansion, $S(G, uv)$.

Let the kernel eigenvector \mathbf{x} be assigned to the vertices of G in such a way that $\mathbf{x}(v) = x, \mathbf{x}(u_1) = x_1, \mathbf{x}(u_2) = x_2, \dots, \mathbf{x}(u_d) = x_d$. Then there is a unique way to carry over this kernel vector to $F(G, v)$. Moreover, we have the following theorem, proved by Gauci et al. in [10].

Theorem 4 ([10]). *G is a nut graph if and only if $F(G, v)$ is a nut graph.*

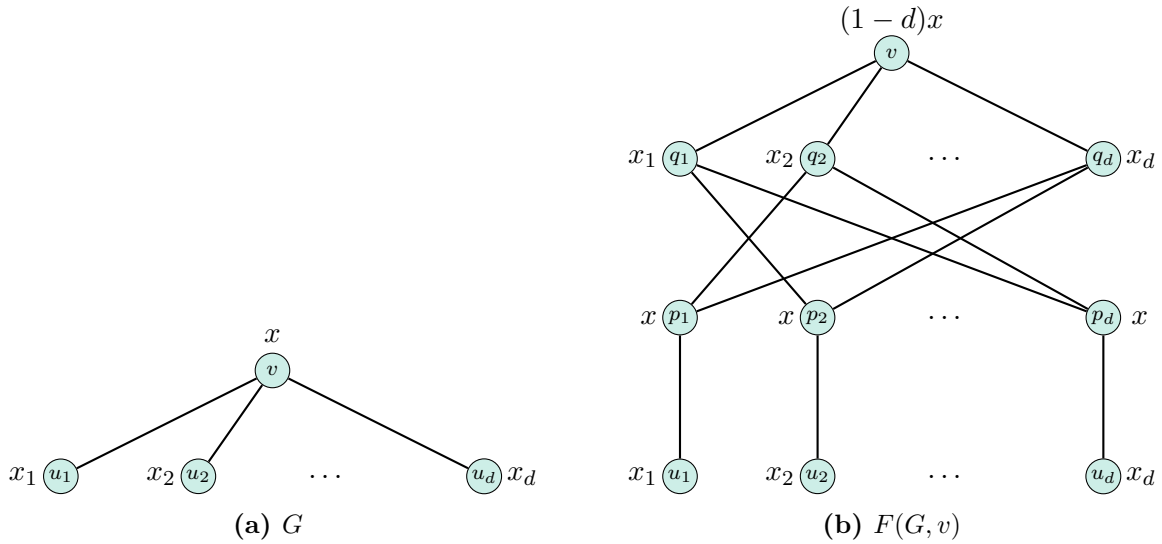


Figure 3: A construction for expansion of a nut graph G about vertex v of degree d , to give $F(G, v)$. The labelling of vertices in G and $F(G, v)$ is shown within the circles that represent vertices. Shown beside each vertex is the corresponding entry of the unique kernel eigenvector of the respective graph.

The construction $F(G, v)$ converts a nut graph that contains a vertex of given degree d to a nut graph with $2d$ more vertices of that degree. It has been described in the literature for the case of general d , but here the interesting cases are for degrees 2 and 3.

If v is a vertex of degree 2 then it belongs to a path of length at least 2. If we apply F to this vertex, the length of the path increases by 4. If instead v is a vertex of degree 3, then the construction replaces it, and its neighbourhood, by the subgraph depicted in Figure 4.

The process of extending the nut graph can be described as follows: take a nut graph G that has a vertex of degree d . The non-trivial kernel eigenvector of the adjacency matrix of G has entries x on the vertex of interest and entries u_i ($\sum_i u_i = 0$) on its neighbours. It is possible to construct

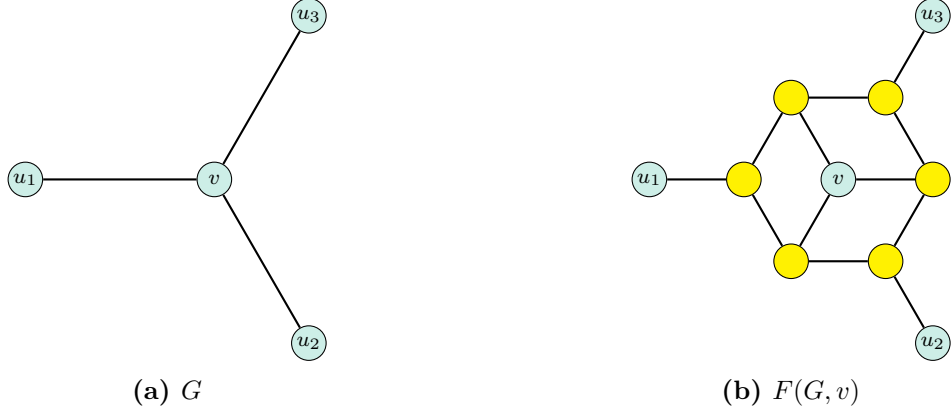


Figure 4: Construction $F(G, v)$ replaces cubic vertex v and its neighbourhood $N_G(v)$ with the 10-vertex subgraph shown on the right.

a larger nut graph on $n + 2d$ vertices with a full kernel eigenvector and the same nullity as G : the construction involves interleaving two layers of d vertices internally connected as a cocktail-party graph. Untangling the cocktail-party portion of the graph shows that the larger graph inherits the genus of G , when the vertex at which expansion takes place is either of degree 2 or degree 3. The following proposition explains this more precisely.

Proposition 5. *If a chemical graph G is embedded in some closed surface Σ , then any bridge construction $B(G, uv)$, subdivision construction $S(G, uv)$, or Fowler construction $F(G, v)$ can be embedded in the same surface Σ . In particular, G is planar if and only if each of $B(G, uv)$, $S(G, uv)$ and $F(G, v)$ is planar. Moreover, if any one of the graphs G , $B(G, uv)$, $S(G, uv)$ or $F(G, v)$ is planar then all of them are planar.*

It is not hard to see, for instance, by Menger's Theorem, that G has the same connectivity as $F(G, v)$. This implies the following proposition.

Proposition 6. *Let G be a chemical graph. G is polyhedral, i.e. planar and 3-connected, if and only if for any vertex v of G the graph $F(G, v)$ is polyhedral.*

In passing we note that if we generalise the Fowler construction in a natural way to multigraphs, then, for instance, the cube graph can be obtained as $F(G, v)$ where G is the Theta graph. A further observation relates to the logical connection between the constructed graph $F(G, v)$ and the subdivision construction $S(G, uv)$.

3.2 Realisability results

The preceding section established tools that allow us to draw the following three conclusions.

Lemma 7. *If (v_3, v_2) is realisable by a graph with a bridge, then $(v_3, v_2 + 2)$ is also realisable (in the same surface) by such graph.*

Lemma 7 follows from Proposition 2.

Lemma 8. *If (v_3, v_2) is realisable, then $(v_3, v_2 + 4)$ is also realisable (in the same surface).*

Lemma 8 can be established from Proposition 3.

Lemma 9. *If (v_3, v_2) is realisable, then (v_3+6, v_2) is also realisable (in the same surface). Moreover if the former graph has a bridge, the latter also has a bridge.*

Lemma 9 follows from Theorem 4.

3.3 Non-realisability results

Lemma 10. *No chemical graph with $v_3 = 0$ is a nut graph.*

Proof. The lemma claims that no cycle is a nut graph. By inspection of spectra, this is indeed the case. Namely, a cycle C_n is singular if and only if n is divisible by four, in which case it has nullity 2. Compare column 1 in Table 1. \square

Lemma 11. *No chemical graph with*

$$(v_3, v_2) \in \{(8, 0), (8, 1), (8, 2), (8, 4), (10, 0), (10, 1), (10, 2), (12, 1), (14, 0), (14, 2), (16, 0)\}$$

is a nut graph.

Proof. The proof follows from computer determination of all chemical nut graphs on n vertices, $n \leq 22$, as presented in Table 1, stratified by (v_3, v_2) parameters. The entries covered by this lemma are shown as boldface zeros in the table. \square

Note that Table 1 also shows non-existence of some other pairs (v_3, v_2) with $v_3 + v_2 \leq 22$, but these follow from Lemma 10 and Corollary 13

It turns out that only half of the pairs (v_3, v_2) for $v_3 \in \{2, 4\}$ are only realisable (depending on the parity of v_2). To prove this, we need the following result.

Theorem 12. *Let G be a leafless chemical graph with $v_2 \geq \frac{9}{2}v_3 + 1$. Then the pair (v_3, v_2) is realisable if and only if the pair $(v_3, v_2 - 4)$ is realisable. If the latter pair is not realisable then none of the pairs $(v_3, v_2 + 4k)$, $k \in \{0, 1, 2, \dots\}$, is realisable.*

Proof. Since G is a leafless chemical graph it can be viewed as a general subdivision of a cubic graph H on v_3 vertices. Hence, H has $m = 3v_3/2$ edges. And G has its v_2 vertices of degree 2 placed on these edges, forming corresponding paths. As $v_2 \geq \frac{9}{2}v_3 + 1 = 3m + 1$, by the Pigeonhole Principle, when forming G from H , at least one of the edges of H must be replaced by a path containing at least 4 degree-2 vertices. The last claim of this theorem follows by repeated application of Lemma 8. \square

In the case $v_3 = 2$, Theorem 12 applies to $v_2 \geq 10$; in the case $v_3 = 4$, it applies to $v_2 \geq 19$.

Corollary 13. *Since pairs $(v_3, v_2) \in \{(2, 6), (2, 8), (4, 15), (4, 17)\}$ are not realisable, this means that no pair $(2, 2k)$ and $(4, 2k + 1)$ is realisable, for $k \geq 0$.*

By using Corollary 13, we have generated two infinite series of zeros (non-realisable pairs), namely, for $v_3 = 2$ and $v_3 = 4$. For the case $v_3 = 0$ we use Lemma 2 to obtain a third infinite series of zeros. The remaining zeros are finite in number and are covered by Lemma 3 based on the database of chemical graphs in House of Graphs. The final step in the proof of Theorem 1 is to establish that outside the triangular region of parameter space covered by the database, every pair that does not belong to one of the infinite series of zeros (unrealisable cases), is realisable. To do this we use the notion of seed graphs.

3.4 Seed graphs

A *seed graph* is a chemical nut graph that cannot be generated from any smaller chemical nut graph by some combination of the three constructions. We will show that all realisable pairs can be generated from a small set of seed graphs by repeated application of the constructions.

Lemma 14. *Chemical nut graphs with the following parameters exist:*

(a) *Planar, with a bridge (B):*

$$(v_3, v_2) \in \{(2, 7), (4, 10), (6, 7), (6, 8), (8, 5), (8, 6), (10, 4), (10, 5), (21, 3), (14, 4), (20, 2)\}$$

(b) *Planar 2-connected (P):*

$$(v_3, v_2) \in \{(10, 3), (12, 2), (14, 1), (16, 1), (16, 2), (18, 1), (22, 0)\}$$

(c) *Polyhedral (i.e. planar 3-connected) (II):*

$$(v_3, v_2) \in \{(12, 0), (26, 0), (28, 0)\}$$

(d) *Non-planar, genus one (N):*

$$(v_3, v_2) \in \{(20, 0)\}$$

Proof. By inspection of adjacency data presented in the appendices for each seed chemical nut graph. \square

Note that other chemical nut graphs with these parameters may exist and that other choices of seed graphs are possible.

3.5 Proof of Theorem 1

Proof. To prove the realisability result we construct Table 2 according to the following rules. We start by indicating the parameters of the 22 seed graphs listed in Lemma 14 using boldface B, P, II, N as appropriate. A bold X is used to indicate a non-realisable entry derived from Table 1. Other entries are filled in according to three rules based on lemmas:

- (i) (Lemma 7) if we have B in the table (meaning a planar chemical nut graph with a bridge) then we can insert B two entries below;
- (ii) (Lemma 8) if we have P or II in the table (meaning a planar chemical nut graph without a bridge) then we can insert P four entries below;
- (iii) (Lemma 9) if we have B, P or II in a row of the table then three steps to the right we have B, P or II, respectively.

We proceed initially by columns. Column $v_3 = 0$ is entirely non-realisable (see Lemma 10). The first boldface entry in each of columns $v_3 = 2$ and $v_3 = 4$ gives a series of realisable cases. All other entries in these columns are non-realisable: this follows from Corollary 13. In column $v_3 = 6$, consecutive boldface B entries prove realisability for all $v_2 \geq 7$. Likewise, in column $v_3 = 8$, entry (3, 8) in combination with (6, 8) proves realisability for all $v_2 \geq 5$ (by a planar graph containing a bridge). Similarly, in column $v_3 = 10$ the entries (4, 10) and (5, 10) prove realisability for all $v_2 \geq 4$. Having established the rectangle of six cases outlined in the table (with corners (7, 6),

(7, 10), (8, 6), and (8, 10)), we fill the whole quadrant to the right and below. Rows $v_2 = 7$ and $v_2 = 8$ are generated by the Fowler construction and all entries below by repetition of the bridge construction. We are left with rows for $v_2 < 7$. For each of them we start with a seed graph and then repeat the Fowler construction. Non-realisability of remaining entries follows from Table 1. By using (0, 26) as a seed graph we were able to show the existence of planar graphs for all entries to the right. \square

$v_2 \backslash v_3$	0	2	4	6	8	10	12	14	16	18	20	22	24	26	28	...
0	\emptyset	\emptyset	X	X	X	X	Π	X	X	<i>FII</i>	N	P	<i>FII</i>	Π	Π	\Rightarrow
1	\emptyset	\emptyset	X	X	X	X	X	P	P	P	<i>FP</i>	<i>FP</i>	<i>FP</i>	<i>FP</i>	<i>FP</i>	\Rightarrow
2	\emptyset	X	X	X	X	X	P	X	P	<i>FP</i>	B	<i>FP</i>	<i>FP</i>	<i>FB</i>	<i>FP</i>	\Rightarrow
3	<i>X</i>	X	X	X	B	P	B	<i>FB</i>	<i>FP</i>	<i>FB</i>	<i>FB</i>	<i>FP</i>	<i>FB</i>	<i>FB</i>	<i>FP</i>	\Rightarrow
4	<i>X</i>	X	X	X	X	B	<i>P</i>	B	<i>FB</i>	<i>P</i>	<i>FB</i>	<i>FB</i>	<i>FP</i>	<i>FB</i>	<i>FB</i>	\Rightarrow
5	<i>X</i>	X	X	X	B	B	<i>P</i>	<i>FB</i>	<i>FB</i>	<i>FB</i>	<i>FB</i>	<i>FB</i>	<i>FB</i>	<i>FB</i>	<i>FB</i>	\Rightarrow
6	<i>X</i>	<i>X</i>	X	X	B	<i>B</i>	<i>P</i>	<i>FB</i>	<i>FB</i>	<i>FP</i>	<i>FB</i>	<i>FB</i>	<i>FP</i>	<i>FB</i>	<i>FB</i>	\Rightarrow
7	<i>X</i>	B	X	B	<i>B</i>	<i>B</i>	<i>FB</i>	<i>FB</i>	<i>FB</i>	<i>FB</i>	<i>FB</i>	<i>FB</i>	<i>FB</i>	<i>FB</i>	<i>FB</i>	\Rightarrow
8	<i>X</i>	<i>X</i>	X	B	<i>B</i>	<i>B</i>	<i>FB</i>	<i>FB</i>	<i>FB</i>	<i>FB</i>	<i>FB</i>	<i>FB</i>	<i>FB</i>	<i>FB</i>	<i>FB</i>	\Rightarrow
9	<i>X</i>	<i>B</i>	X	<i>B</i>	<i>B</i>	<i>B</i>	<i>B</i>	<i>B</i>	<i>B</i>	<i>B</i>	<i>B</i>	<i>B</i>	<i>B</i>	<i>B</i>	<i>B</i>	\Rightarrow
10	<i>X</i>	<i>X</i>	B	<i>B</i>	<i>B</i>	<i>B</i>	<i>B</i>	<i>B</i>	<i>B</i>	<i>B</i>	<i>B</i>	<i>B</i>	<i>B</i>	<i>B</i>	<i>B</i>	\Rightarrow
11	<i>X</i>	<i>B</i>	X	<i>B</i>	<i>B</i>	<i>B</i>	<i>B</i>	<i>B</i>	<i>B</i>	<i>B</i>	<i>B</i>	<i>B</i>	<i>B</i>	<i>B</i>	<i>B</i>	\Rightarrow
12	<i>X</i>	<i>X</i>	B	<i>B</i>	<i>B</i>	<i>B</i>	<i>B</i>	<i>B</i>	<i>B</i>	<i>B</i>	<i>B</i>	<i>B</i>	<i>B</i>	<i>B</i>	<i>B</i>	\Rightarrow
13	<i>X</i>	<i>B</i>	X	<i>B</i>	<i>B</i>	<i>B</i>	<i>B</i>	<i>B</i>	<i>B</i>	<i>B</i>	<i>B</i>	<i>B</i>	<i>B</i>	<i>B</i>	<i>B</i>	\Rightarrow
14	<i>X</i>	<i>X</i>	B	<i>B</i>	<i>B</i>	<i>B</i>	<i>B</i>	<i>B</i>	<i>B</i>	<i>B</i>	<i>B</i>	<i>B</i>	<i>B</i>	<i>B</i>	<i>B</i>	\Rightarrow
15	<i>X</i>	<i>B</i>	X	<i>B</i>	<i>B</i>	<i>B</i>	<i>B</i>	<i>B</i>	<i>B</i>	<i>B</i>	<i>B</i>	<i>B</i>	<i>B</i>	<i>B</i>	<i>B</i>	\Rightarrow
16	<i>X</i>	<i>X</i>	B	<i>B</i>	<i>B</i>	<i>B</i>	<i>B</i>	<i>B</i>	<i>B</i>	<i>B</i>	<i>B</i>	<i>B</i>	<i>B</i>	<i>B</i>	<i>B</i>	\Rightarrow
17	<i>X</i>	<i>B</i>	X	<i>B</i>	<i>B</i>	<i>B</i>	<i>B</i>	<i>B</i>	<i>B</i>	<i>B</i>	<i>B</i>	<i>B</i>	<i>B</i>	<i>B</i>	<i>B</i>	\Rightarrow
18	<i>X</i>	<i>X</i>	B	<i>B</i>	<i>B</i>	<i>B</i>	<i>B</i>	<i>B</i>	<i>B</i>	<i>B</i>	<i>B</i>	<i>B</i>	<i>B</i>	<i>B</i>	<i>B</i>	\Rightarrow
...	\Downarrow	\Downarrow	\Downarrow	\Downarrow	\Downarrow	\Downarrow	\Downarrow	\Downarrow	\Downarrow	\Downarrow	\Downarrow	\Downarrow	\Downarrow	\Downarrow	\Downarrow	

Table 2: Parameter pairs (v_3, v_2) for which chemical nut graphs exist. Notation: \emptyset - no graph exists; *X* - no nut graph exists; *B* - a planar graph with a bridge exists (*FB* - obtained by Fowler construction); *P* - a 2-connected planar graph exists (*FP* - obtained by Fowler construction); *II* - a polyhedral graph exists (*FII* - obtained by Fowler construction); *N* - only non-planar graphs exist; \Rightarrow - the pattern extends indefinitely to the right; \Downarrow - the pattern extends indefinitely below. Boldface symbols were determined from the graph database: **B**, **P**, **Π** , **N** represent seed graphs, while **X** represents non-existence that follows from Table 1. Dashed lines indicate the quadrant that can be completely filled with bridged cases, once the boxed rectangle is established.

4 Polyhedral and toroidal chemical nut graphs

Before we conclude this paper we want to address a special class of chemical nut graphs, namely the polyhedral chemical nut graphs, i.e. 3-connected planar chemical nut graphs. In practice this means that only cubic graphs, $v_2 = 0$, are eligible. The smallest chemical nut graphs of this type were found in [18] and the list was extended in [2, 4, 5, 10]. There are two cubic polyhedral nut graphs on 12 vertices, illustrated in [18]. One of these (Figure 17(b) [18]) is the Frucht graph [10]; the other (Figure 17(a) [18]) can be realised with C_2 point-group symmetry. Since the result of applying the Fowler construction to a polyhedral nut graph is a polyhedral nut graph, these seed

graphs give rise to an infinite series of parameters $v_3 = 12, 18, 24, \dots$ that admit polyhedral nuts. In [10], a cubic nut graph with $v_3 = 26$ is identified. In fact, this is one of four. By the same argument we obtain another infinite series $v_3 = 26, 32, 38, \dots$. From Table 2 one can see that no polyhedral nut graph exists for $v_3 = 14, 16, 20$. There is no cubic polyhedral nut graph with $v_3 = 22$ ([18], confirmed in [2, 4, 5, 10]). There are 316 chemical polyhedral nut graphs on $v_3 = 28$ vertices [2, 4, 5]. This gives rise to the final infinite series: $v_3 = 28, 34, 40, \dots$. The adjacency data of the three polyhedral seeds are given in the Appendix II. These observations completely characterise admissible parameters and hence prove the following proposition.

Proposition 15. *A polyhedral chemical nut graph with parameters (v_3, v_2) exists if and only if $v_2 = 0$ and v_3 is even with $v_3 = 12$, $v_3 = 18$ or $v_3 \geq 24$.*

A subset of the cubic polyhedra of special interest for the chemistry of carbon cages is that of the fullerenes. A *fullerene* has a cubic polyhedral molecular graph in which exactly 12 faces are of size 5 and any other faces are of size 6. Nut fullerenes seem relatively rare [18], and have been enumerated up to order 240 [2, 4, 5]. The smallest nut fullerene has 36 vertices and a construction given in [18] (Figure 14) shows that the unique C_{36} nut fullerene can be extended by adding belts of six hexagons at a time to make larger cylindrical fullerenes that are also nut graphs. This rationalises the presence of the integers $n = 24 + 12k$ ($k > 0$) in the published list of orders of fullerene nut graphs [2, 4, 5]. The members of this sub-series all have the same six-pentagon cluster in each cylinder cap, and all are *uniform* [18] in the sense that every vertex is surrounded in the kernel eigenvector by the same triple of entries $\{2, -1, -1\}$.

All nut fullerenes known so far have multiple pentagon adjacencies, which militates against their stability as neutral all-carbon molecules.

Incidentally, as there is, in addition to the example on 20 vertices, a chemical nut graph of genus 1 on 22 and 24 vertices (see Appendix N), we have an infinite series of toroidal 3-regular chemical nut graphs. More precisely, there is a toroidal 3-regular nut graph on n vertices if and only if n is even and $n \geq 20$.

5 Conclusion

The parameter space occupied by chemical nut graphs has been characterised in terms of allowed vertex signatures (v_3, v_2) , according to Theorem 1. This result has implications for the theory of molecular conduction, in that each chemical nut graph corresponds to the carbon skeleton of a π -conjugated molecule with a single non-bonding molecular orbital and strong omni-conducting behaviour [9, 8].

The characterisation of chemical nut graphs by vertex degrees also implies restrictions on their orders and sizes, n and m . As a chemical nut graph has no vertices of degree 1 and maximum degree $\Delta \leq 3$, the Theorem 1 implies a restricted range of Betti numbers, $m - n + 1$, for these graphs. For a chemical nut graph, $v_1 = 0$, $v_2 \geq 0$ and $v_3 > 0$ is even. Hence, $n = v_2 + v_3$, $m = v_2 + (3/2)v_3$, and the Betti numbers span the range

$$1 < \frac{v_3}{2} + 1 = m - n + 1 \leq \left\lceil \frac{n + 1}{2} \right\rceil \quad (1)$$

Transforming Table 2 from (v_3, v_2) to (n, m) space, shows that for $n = 15$ and $n \geq 17$, there is just one missing value in the range (1): for odd $n \geq 15$ no chemical nut graph has $m - n + 1 = 3$, and for even $n \geq 18$ no chemical nut graph has $m - n + 1 = 2$. For all other realisable values of n (more precisely, $9 \leq n \leq 14$ and $n = 16$), there are at least two missing values in the range (1).

Although we have settled the question of the existence of chemical nut graphs, there several intriguing related topics that we can address in future work. One of them is the question of the existence of signed chemical nut graphs. For signed graphs, see for instance recent work [1] and [11].

Acknowledgements

The work of Tomaž Pisanski is supported in part by the Slovenian Research Agency (research program P1-0294 and research projects J1-2481, N1-0032, J1-9187 and J1-1690), and in part by H2020 Teaming InnoRenew CoE. The work of Nino Bašić is supported in part by the Slovenian Research Agency (research program P1-0294 and research projects J1-2481, J1-9187, J1-1691 and N1-0140).

References

- [1] F. Belardo, S. M. Cioabă, J. Koolen and J. Wang, Open problems in the spectral theory of signed graphs, *Art Discrete Appl. Math.* **1** (2018), #P2.10, doi:10.26493/2590-9770.1286.d7b.
- [2] G. Brinkmann, K. Coolsaet, J. Goedgebeur and H. Mélot, House of Graphs: a database of interesting graphs, *Discrete Appl. Math.* **161** (2013), 311–314, doi:10.1016/j.dam.2012.07.018, available at <https://hog.grinvin.org/>.
- [3] G. Brinkmann, J. Goedgebeur and B. D. McKay, Generation of cubic graphs, *Discrete Math. Theor. Comput. Sci.* **13** (2011), 69–79, <https://dmtcs.episciences.org/551>.
- [4] K. Coolsaet, P. W. Fowler and J. Goedgebeur, Nut graphs, homepage of Nutgen, <http://caagt.ugent.be/nutgen/>.
- [5] K. Coolsaet, P. W. Fowler and J. Goedgebeur, Generation and properties of nut graphs, *MATCH Commun. Math. Comput. Chem.* **80** (2018), 423–444, http://match.pmf.kg.ac.rs/electronic_versions/Match80/n2/match80n2_423-444.pdf.
- [6] M. Ernzerhof, Simple orbital theory for the molecular electrician, *J. Chem. Phys.* **135** (2011), 014104, doi:10.1063/1.3603444.
- [7] P. W. Fowler, J. B. Gauci, J. Goedgebeur, T. Pisanski and I. Sciriha, Existence of regular nut graphs for degree at most 11, *Discuss. Math. Graph Theory* **40** (2020), 533–557, doi:10.7151/dmgt.2283.
- [8] P. W. Fowler, B. T. Pickup, T. Z. Todorova, M. Borg and I. Sciriha, Omni-conducting and omni-insulating molecules, *J. Chem. Phys.* **140** (2014), 054115, doi:10.1063/1.4863559.
- [9] P. W. Fowler, B. T. Pickup, T. Z. Todorova, R. De Los Reyes and I. Sciriha, Omni-conducting fullerenes, *Chem. Phys. Lett.* **568–569** (2013), 33–35, doi:10.1016/j.cplett.2013.03.022.
- [10] J. B. Gauci, T. Pisanski and I. Sciriha, Existence of regular nut graphs and the Fowler construction, *Appl. Anal. Discrete Math.* (2020), in press.
- [11] E. Ghorbani, W. H. Haemers, H. R. Maimani and L. Parsaei Majd, On sign-symmetric signed graphs, *Ars Math. Contemp.* (2020), doi:10.26493/1855-3974.2161.f55.

- [12] F. Goyer, M. Ernzerhof and M. Zhuang, Source and sink potentials for the description of open systems with a stationary current passing through, *J. Chem. Phys.* **126** (2007), 144104, doi:10.1063/1.2715932.
- [13] I. Gutman and I. Sciriha, Graphs with maximum singularity, *Graph Theory Notes N. Y.* **30** (1996), 17–20.
- [14] I. Sciriha, On the construction of graphs of nullity one, *Discrete Math.* **181** (1998), 193–211, doi:10.1016/s0012-365x(97)00036-8.
- [15] I. Sciriha, On the rank of graphs, in: Y. Alavi, D. R. Lick and A. Schwenk (eds.), *Combinatorics, Graph Theory, and Algorithms, Volume II*, New Issues Press, Kalamazoo, MI, 1999 pp. 769–778, Proceedings of the 8th Quadrennial International Conference on Graph Theory, Combinatorics, Algorithms, and Applications, dedicated to the memory of Paul Erdős, held at Western Michigan University, Kalamazoo, MI, June 3 – 7, 1996.
- [16] I. Sciriha, A characterization of singular graphs, *Electron. J. Linear Algebra* **16** (2007), 451–462, doi:10.13001/1081-3810.1215.
- [17] I. Sciriha, Coalesced and embedded nut graphs in singular graphs, *Ars Math. Contemp.* **1** (2008), 20–31, doi:10.26493/1855-3974.20.7cc.
- [18] I. Sciriha and P. W. Fowler, Nonbonding orbitals in fullerenes: Nuts and cores in singular polyhedral graphs, *J. Chem. Inf. Model.* **47** (2007), 1763–1775, doi:10.1021/ci700097j.
- [19] I. Sciriha and I. Gutman, Nut graphs: maximally extending cores, *Util. Math.* **54** (1998), 257–272.
- [20] A. Streitwieser, *Molecular Orbital Theory for Organic Chemists*, John Wiley and Sons, New York, USA, 1961.

Appendix S: Seed graphs

For each seed graph G , the entry lists v_3 , v_2 , n , m followed by m edges $E(G)$ and the kernel eigenvector \mathbf{x} as a list of integer entries.

$$\mathbf{v}_3 = 2, \mathbf{v}_2 = 7, \mathbf{n} = 9, \mathbf{m} = 10$$

$$E(G) = \{(0, 1), (1, 2), (2, 3), (3, 4), (4, 5), (5, 6), (6, 7), (7, 8), (0, 2), (4, 8)\}$$

$$\mathbf{x} = [1 \ 1 \ -1 \ -2 \ 1 \ 1 \ -1 \ -1 \ 1]$$

$$\mathbf{v}_3 = 4, \mathbf{v}_2 = 10, \mathbf{n} = 14, \mathbf{m} = 16$$

$$E(G) = \{(0, 6), (0, 10), (1, 7), (1, 10), (2, 8), (2, 11), (3, 9), (3, 13), (4, 10), (4, 11), (5, 12), (5, 13), (6, 12), (7, 12), (8, 11), (9, 13)\}$$

$$\mathbf{x} = [1 \ 1 \ 1 \ -1 \ -2 \ 2 \ -1 \ -1 \ 1 \ -1 \ 1 \ -1 \ -1 \ 1]$$

$$\mathbf{v}_3 = 6, \mathbf{v}_2 = 7, \mathbf{n} = 13, \mathbf{m} = 16$$

$$E(G) = \{(0, 6), (0, 10), (1, 7), (1, 8), (1, 10), (2, 7), (2, 9), (2, 12), (3, 8), (3, 11), (4, 9), (4, 11), (5, 11), (5, 12), (6, 10), (9, 12)\}$$

$$\mathbf{x} = [1 \ -2 \ 2 \ 2 \ -1 \ -1 \ 1 \ 2 \ -1 \ -1 \ -1 \ 1 \ -1]$$

$$\mathbf{v}_3 = 6, \mathbf{v}_2 = 8, \mathbf{n} = 14, \mathbf{m} = 17$$

$$E(G) = \{(0, 6), (0, 8), (0, 13), (1, 7), (1, 12), (2, 9), (2, 10), (3, 9), (3, 11), (3, 13), (4, 10), (4, 11), (5, 11), (5, 12), (5, 13), (6, 8), (7, 12)\}$$

$$\mathbf{x} = [1 \ 1 \ -1 \ 1 \ 1 \ -2 \ -1 \ 1 \ -1 \ -1 \ 1 \ -1 \ -1 \ 2]$$

$$\mathbf{v}_3 = 8, \mathbf{v}_2 = 3, \mathbf{n} = 11, \mathbf{m} = 15$$

$$E(G) = \{(0, 5), (0, 9), (1, 6), (1, 7), (1, 10), (2, 6), (2, 8), (2, 10), (3, 7), (3, 8), (3, 10), (4, 8), (4, 9), (5, 9), (6, 7)\}$$

$$\mathbf{x} = [1 \ -2 \ 1 \ 1 \ -2 \ 1 \ 1 \ 1 \ 1 \ -1 \ -2]$$

$$\mathbf{v}_3 = 8, \mathbf{v}_2 = 6, \mathbf{n} = 14, \mathbf{m} = 18$$

$$E(G) = \{(0, 5), (0, 9), (0, 13), (1, 6), (1, 10), (1, 11), (2, 7), (2, 10), (3, 8), (3, 12), (4, 9), (4, 11), (5, 11), (6, 10), (7, 12), (7, 13), (8, 12), (9, 13)\}$$

$$\mathbf{x} = [1 \ -2 \ 3 \ 1 \ 1 \ 1 \ -1 \ -2 \ 1 \ 1 \ 2 \ -1 \ -1 \ -2]$$

$$\mathbf{v}_3 = 10, \mathbf{v}_2 = 3, \mathbf{n} = 13, \mathbf{m} = 18$$

$$E(G) = \{(0, 5), (0, 8), (1, 6), (1, 9), (2, 7), (2, 11), (2, 12), (3, 8), (3, 9), (3, 10), (4, 8), (4, 9), (4, 12), (5, 10), (5, 11), (6, 10), (6, 12), (7, 11)\}$$

$$\mathbf{x} = [2 \ 2 \ 1 \ 1 \ -3 \ -3 \ 2 \ 2 \ 3 \ -2 \ -1 \ -1 \ -1]$$

$$\mathbf{v}_3 = 10, \mathbf{v}_2 = 4, \mathbf{n} = 14, \mathbf{m} = 19$$

$$E(G) = \{(0, 5), (0, 9), (0, 10), (1, 6), (1, 9), (1, 11), (2, 7), (2, 11), (3, 8), (3, 12), (3, 13), (4, 9), (4, 12), (4, 13), (5, 10), (5, 13), (6, 10), (7, 11), (8, 12)\}$$

$$\mathbf{x} = [1 \ 2 \ -1 \ 2 \ -3 \ 1 \ -2 \ -1 \ 1 \ 1 \ -2 \ 1 \ -2 \ 1]$$

$$\mathbf{v}_3 = 10, \mathbf{v}_2 = 5, \mathbf{n} = 15, \mathbf{m} = 20$$

$$E(G) = \{(0, 6), (0, 8), (0, 11), (1, 7), (1, 9), (1, 14), (2, 8), (2, 10), (2, 12), (3, 9), (3, 13), (3, 14), (4, 10), (4, 11), (5, 12), (5, 13), (6, 12), (7, 13), (8, 11), (9, 14)\}$$

$$\mathbf{x} = [2 \ -2 \ 1 \ 3 \ -1 \ -5 \ 4 \ 2 \ -1 \ -1 \ 3 \ -3 \ -2 \ 2 \ -1]$$

$$\mathbf{v}_3 = 12, \mathbf{v}_2 = 0, \mathbf{n} = 12, \mathbf{m} = 18$$

$$E(G) = \{(0, 4), (0, 7), (0, 8), (1, 5), (1, 7), (1, 9), (2, 6), (2, 9), (2, 11), (3, 7), (3, 10), (3, 11), (4, 8), (4, 10), (5, 8), (5, 9), (6, 10), (6, 11)\}$$

$$\mathbf{x} = [1 \ 1 \ 1 \ -2 \ 1 \ -2 \ 1 \ 1 \ -2 \ 1 \ 1 \ -2]$$

$$\mathbf{v}_3 = 12, \mathbf{v}_2 = 2, \mathbf{n} = 14, \mathbf{m} = 20$$

$$E(G) = \{(0, 5), (0, 9), (0, 10), (1, 6), (1, 9), (1, 11), (2, 7), (2, 12), (2, 13), (3, 8), (3, 10), (4, 8), (4, 11), (4, 13), (5, 9), (5, 12), (6, 10), (6, 11), (7, 12), (7, 13)\}$$

$$\mathbf{x} = [1 \ -3 \ -1 \ -2 \ 2 \ 2 \ 1 \ -1 \ -1 \ -3 \ 1 \ 2 \ 2 \ -1]$$

$$\mathbf{v}_3 = 12, \mathbf{v}_2 = 3, \mathbf{n} = 15, \mathbf{m} = 21$$

$$E(G) = \{(0, 5), (0, 9), (0, 12), (1, 6), (1, 10), (1, 11), (2, 7), (2, 10), (2, 14), (3, 8), (3, 12), (3, 14), (4, 9), (4, 13), (4, 14), (5, 12), (5, 13), (6, 10), (6, 11), (7, 11), (8, 13)\}$$

$$\mathbf{x} = [3 \ -1 \ 2 \ 1 \ -3 \ -4 \ -1 \ 2 \ 7 \ 6 \ 3 \ -2 \ -2 \ -1 \ -5]$$

$$\mathbf{v}_3 = 14, \mathbf{v}_2 = 1, \mathbf{n} = 15, \mathbf{m} = 22$$

$$E(G) = \{(0, 5), (0, 8), (0, 10), (1, 6), (1, 11), (1, 12), (2, 7), (2, 13), (2, 14), (3, 9), (3, 10), (3, 12), (4, 9), (4, 11), (4, 14), (5, 8), (5, 10), (6, 12), (6, 14), (7, 13), (8, 13), (9, 11)\}$$

$$\mathbf{x} = [1 \ 3 \ 2 \ -2 \ -1 \ 1 \ -1 \ 3 \ -5 \ -2 \ 4 \ 3 \ -2 \ -2 \ -1]$$

$$\mathbf{v}_3 = 14, \mathbf{v}_2 = 4, \mathbf{n} = 18, \mathbf{m} = 25$$

$$E(G) = \{(0, 8), (0, 16), (1, 9), (1, 10), (1, 17), (2, 9), (2, 11), (2, 17), (3, 10), (3, 12), (3, 13), (4, 11), (4, 15), (4, 16), (5, 12), (5, 13), (5, 14), (6, 12), (6, 14), (6, 15), (7, 13), (7, 14), (7, 15), (8, 16), (9, 17)\}$$

$$\mathbf{x} = [1 \ -1 \ 2 \ 1 \ -2 \ -2 \ 1 \ 1 \ 1 \ -1 \ 2 \ 2 \ -1 \ -1 \ 2 \ -1 \ -1 \ -1]$$

$$\mathbf{v}_3 = 16, \mathbf{v}_2 = 1, \mathbf{n} = 17, \mathbf{m} = 25$$

$$E(G) = \{(0, 6), (0, 9), (0, 11), (1, 7), (1, 12), (1, 16), (2, 8), (2, 14), (3, 10), (3, 13), (3, 16), (4, 10), (4, 14), (4, 15), (5, 11), (5, 12), (5, 13), (6, 9), (6, 11), (7, 13), (7, 14), (8, 15), (8, 16), (9, 12), (10, 15)\}$$

$$\mathbf{x} = [1 \ -1 \ -3 \ -4 \ -3 \ -2 \ 1 \ 6 \ 5 \ 3 \ -2 \ -4 \ -2 \ 6 \ -5 \ 7 \ -4]$$

$$\mathbf{v}_3 = 16, \mathbf{v}_2 = 2, \mathbf{n} = 18, \mathbf{m} = 26$$

$$E(G) = \{(0, 7), (0, 9), (0, 15), (1, 8), (1, 15), (1, 17), (2, 9), (2, 13), (2, 14), (3, 10), (3, 12), (3, 13), (4, 10), (4, 14), (5, 11), (5, 12), (5, 16), (6, 11), (6, 13), (6, 17), (7, 14), (7, 15), (8, 16), (9, 17), (10, 12), (11, 16)\}$$

$$\mathbf{x} = [12 \ -9 \ -6 \ 3 \ 9 \ -12 \ 3 \ -3 \ 9 \ 6 \ 9 \ 3 \ -12 \ 3 \ -9 \ -3 \ 9 \ -6]$$

$$\mathbf{v}_3 = 18, \mathbf{v}_2 = 1, \mathbf{n} = 19, \mathbf{m} = 28$$

$$E(G) = \{(0, 7), (0, 9), (0, 13), (1, 8), (1, 14), (1, 18), (2, 10), (2, 11), (2, 14), (3, 10), (3, 16), (3, 17), (4, 11), (4, 15), (4, 16), (5, 12), (5, 13), (5, 15), (6, 12), (6, 16), (6, 17), (7, 9), (7, 13), (8, 17), (9, 18), (10, 14), (11, 18), (12, 15)\}$$

$$\mathbf{x} = [2 \ -2 \ 1 \ -2 \ 3 \ -4 \ -1 \ 2 \ 3 \ 4 \ 1 \ -2 \ 1 \ -6 \ 1 \ 5 \ -3 \ 2 \ -4]$$

$$\mathbf{v}_3 = 20, \mathbf{v}_2 = 0, \mathbf{n} = 20, \mathbf{m} = 30$$

$$E(G) = \{(0, 8), (0, 11), (0, 12), (1, 9), (1, 12), (1, 13), (2, 10), (2, 16), (2, 17), (3, 11), (3, 13), (3, 14), (4, 11), (4, 17), (4, 18), (5, 12), (5, 15), (5, 19), (6, 13), (6, 15), (6, 16), (7, 14), (7, 17), (7, 18), (8, 14), (8, 15), (9, 16), (9, 19), (10, 18), (10, 19)\}$$

$$\mathbf{x} = [1 \ -3 \ -1 \ 1 \ -2 \ 2 \ 2 \ 3 \ -4 \ -1 \ -1 \ 1 \ 3 \ -2 \ 1 \ -2 \ 4 \ -3 \ 2 \ -1]$$

$$v_3 = 20, v_2 = 2, n = 22, m = 32$$

$$E(G) = \{(0, 9), (0, 14), (0, 15), (1, 10), (1, 15), (1, 17), (2, 11), (2, 12), (2, 21), (3, 11), (3, 19), (3, 20), (4, 12), (4, 20), (5, 13), (5, 17), (5, 18), (6, 13), (6, 18), (6, 19), (7, 14), (7, 15), (7, 16), (8, 18), (8, 20), (8, 21), (9, 14), (9, 16), (10, 16), (10, 17), (12, 21), (13, 19)\}$$

$$\mathbf{x} = [1 \ 1 \ 1 \ -1 \ 3 \ -2 \ 4 \ -2 \ -2 \ 1 \ 1 \ 3 \ 1 \ -3 \ -2 \ 1 \ 1 \ -2 \ 5 \ -2 \ -1 \ -4]$$

$$v_3 = 22, v_2 = 0, n = 22, m = 33$$

$$E(G) = \{(0, 7), (0, 12), (0, 16), (1, 8), (1, 13), (1, 14), (2, 9), (2, 14), (2, 15), (3, 10), (3, 16), (3, 17), (4, 11), (4, 20), (4, 21), (5, 13), (5, 15), (5, 17), (6, 18), (6, 19), (6, 20), (7, 12), (7, 16), (8, 19), (8, 21), (9, 14), (9, 19), (10, 17), (10, 18), (11, 20), (11, 21), (12, 18), (13, 15)\}$$

$$\mathbf{x} = [2 \ 1 \ -5 \ -4 \ 1 \ 6 \ -2 \ 2 \ -2 \ 4 \ -2 \ 1 \ 4 \ -1 \ 3 \ -7 \ -6 \ 8 \ -4 \ 2 \ 2 \ -3]$$

$$v_3 = 26, v_2 = 0, n = 26, m = 39$$

$$E(G) = \{(0, 1), (0, 2), (0, 3), (1, 4), (1, 5), (2, 6), (2, 7), (3, 8), (3, 9), (4, 10), (4, 11), (5, 12), (5, 13), (6, 14), (6, 15), (7, 8), (7, 16), (8, 17), (9, 10), (9, 18), (10, 19), (11, 12), (11, 20), (12, 13), (13, 14), (14, 20), (15, 16), (15, 21), (16, 22), (17, 18), (17, 22), (18, 23), (19, 23), (19, 24), (20, 24), (21, 24), (21, 25), (22, 25), (23, 25)\}$$

$$\mathbf{x} = [2 \ -1 \ -2 \ 3 \ -1 \ -1 \ 2 \ -4 \ 1 \ -3 \ -1 \ 2 \ 2 \ -1 \ -1 \ 3 \ 1 \ 1 \ -2 \ 4 \ -1 \ -3 \ 1 \ 2 \ -1 \ -2]$$

Appendix II: Polyhedral seed graphs

For each cubic polyhedral seed graph G , the entry lists v_3, v_2, n, m followed by m edges $E(G)$ and the kernel eigenvector \mathbf{x} as a list of integer entries.

$$v_3 = 12, v_2 = 0, n = 12, m = 18$$

$$E(G) = \{(0, 4), (0, 7), (0, 8), (1, 5), (1, 7), (1, 9), (2, 6), (2, 9), (2, 11), (3, 7), (3, 10), (3, 11), (4, 8), (4, 10), (5, 8), (5, 9), (6, 10), (6, 11)\}$$

$$\mathbf{x} = [1 \ 1 \ 1 \ -2 \ 1 \ -2 \ 1 \ 1 \ -2 \ 1 \ 1 \ -2]$$

$$v_3 = 26, v_2 = 0, n = 26, m = 39$$

$$E(G) = \{(0, 1), (0, 2), (0, 3), (1, 4), (1, 5), (2, 6), (2, 7), (3, 8), (3, 9), (4, 10), (4, 11), (5, 12), (5, 13), (6, 14), (6, 15), (7, 8), (7, 16), (8, 17), (9, 10), (9, 18), (10, 19), (11, 12), (11, 20), (12, 13), (13, 14), (14, 20), (15, 16), (15, 21), (16, 22), (17, 18), (17, 22), (18, 23), (19, 23), (19, 24), (20, 24), (21, 24), (21, 25), (22, 25), (23, 25)\}$$

$$\mathbf{x} = [2 \ -1 \ -2 \ 3 \ -1 \ -1 \ 2 \ -4 \ 1 \ -3 \ -1 \ 2 \ 2 \ -1 \ -1 \ 3 \ 1 \ 1 \ -2 \ 4 \ -1 \ -3 \ 1 \ 2 \ -1 \ -2]$$

$$v_3 = 28, v_2 = 0, n = 28, m = 42$$

$$E(G) = \{(0, 1), (0, 2), (0, 3), (1, 4), (1, 5), (2, 3), (2, 6), (3, 7), (4, 8), (4, 9), (5, 6), (5, 10), (6, 7), (7, 11), (8, 12), (8, 13), (9, 10), (9, 14), (10, 15), (11, 12), (11, 16), (12, 16), (13, 17), (13, 18), (14, 19), (14, 20), (15, 21), (15, 22), (16, 17), (17, 18), (18, 22), (19, 22), (19, 23), (20, 24), (20, 25), (21, 23), (21, 25), (23, 26), (24, 26), (24, 27), (25, 27), (26, 27)\}$$

$$\mathbf{x} = [2 \ 3 \ -7 \ 4 \ -4 \ 2 \ -6 \ 5 \ 2 \ -5 \ 3 \ 2 \ -1 \ 5 \ 1 \ 3 \ -4 \ -1 \ -1 \ -2 \ 7 \ 1 \ -4 \ 3 \ 5 \ -6 \ 1 \ -8]$$

Appendix N: Toroidal seed graphs

For each cubic toroidal seed graph G , the entry lists v_3 , v_2 , n , m followed by m edges $E(G)$ and the kernel eigenvector \mathbf{x} as a list of integer entries.

$v_3 = 20, v_2 = 0, n = 20, m = 30$

$E(G) = \{(0, 8), (0, 11), (0, 12), (1, 9), (1, 12), (1, 13), (2, 10), (2, 16), (2, 17), (3, 11), (3, 13), (3, 14), (4, 11), (4, 17), (4, 18), (5, 12), (5, 15), (5, 19), (6, 13), (6, 15), (6, 16), (7, 14), (7, 17), (7, 18), (8, 14), (8, 15), (9, 16), (9, 19), (10, 18), (10, 19)\}$

$\mathbf{x} = [1 \ -3 \ -1 \ 1 \ -2 \ 2 \ 2 \ 3 \ -4 \ -1 \ -1 \ 1 \ 3 \ -2 \ 1 \ -2 \ 4 \ -3 \ 2 \ -1]$

$v_3 = 22, v_2 = 0, n = 22, m = 33$

$E(G) = \{(0, 9), (0, 15), (0, 16), (1, 10), (1, 20), (1, 21), (2, 11), (2, 13), (2, 14), (3, 11), (3, 14), (3, 18), (4, 12), (4, 16), (4, 17), (5, 12), (5, 16), (5, 21), (6, 13), (6, 17), (6, 18), (7, 14), (7, 17), (7, 19), (8, 18), (8, 19), (8, 20), (9, 15), (9, 19), (10, 20), (10, 21), (11, 13), (12, 15)\}$

$\mathbf{x} = [2 \ -1 \ 4 \ -5 \ -4 \ 2 \ 3 \ 1 \ 2 \ -3 \ -1 \ -7 \ 1 \ 1 \ 6 \ 2 \ 1 \ -2 \ 1 \ -4 \ 3 \ -2]$

$v_3 = 24, v_2 = 0, n = 24, m = 36$

$E(G) = \{(0, 11), (0, 12), (0, 16), (1, 12), (1, 13), (1, 14), (2, 13), (2, 14), (2, 15), (3, 13), (3, 15), (3, 18), (4, 14), (4, 16), (4, 21), (5, 15), (5, 18), (5, 19), (6, 16), (6, 17), (6, 23), (7, 17), (7, 19), (7, 20), (8, 18), (8, 20), (8, 21), (9, 19), (9, 21), (9, 22), (10, 20), (10, 22), (10, 23), (11, 22), (11, 23), (12, 17)\}$

$\mathbf{x} = [1 \ 1 \ 1 \ -2 \ -2 \ 1 \ 1 \ -2 \ 1 \ 1 \ 1 \ -2 \ 1 \ 1 \ -2 \ 1 \ 1 \ -2 \ -2 \ 1 \ 1 \ 1 \ -2 \ 1]$