

Specific heat of thin ^4He films on graphite

Massimo Boninsegni

Department of Physics, University of Alberta, Edmonton, Alberta, T6G 2E1, Canada*

Saverio Moroni

CNR-IOM Democritos, Istituto Officina dei Materiali and Scuola Internazionale
Superiore di Studi Avanzati, Via Bonomea 265, I-34136 Trieste, Italy

(Dated: July 6, 2022)

The specific heat of a two-layer ^4He film adsorbed on a graphite substrate is estimated as a function of temperature by Quantum Monte Carlo simulations. The results are consistent with recent experimental observations, in that they broadly reproduce their most important features. However, neither the “supersolid” nor the “superfluid hexatic” phases, of which experimental data are claimed to be evidence, are observed. It is contended that heat capacity measurements alone may not be a good predictor of structural and superfluid transitions in this system, as their interpretation is often ambiguous.

I. INTRODUCTION

The experimental investigation of the phase diagram of a thin (i.e., few layers) film of helium adsorbed on graphite has been pursued for half a century [1–9], motivated by the dazzling variety of phases that this system displays. In spite of such an impressive effort, the subject remains marred in controversy, mainly centered on the possible existence of a “supersolid” [10] phase in the second adsorbed layer of ^4He .

It was first suggested by Greywall and Busch [8, 9] that a commensurate crystalline phase may exist in the second ^4He adlayer, with a $\sqrt{7} \times \sqrt{7}$ partial registry with respect to the first layer (this phase is henceforth referred to as $4/7$). Crowell and Reppy [12, 13] subsequently proposed that such a phase may turn superfluid at sufficiently low temperature, making it a rare example of a phase of matter simultaneously displaying structural and superfluid order.

The existence of the $4/7$ commensurate phase has so far only been indirectly inferred from heat capacity measurements, whose interpretation is not univocal; no *direct*, conclusive experimental evidence has been reported to date. Theoretical studies based on first principle Quantum Monte Carlo (QMC) simulations, making use of realistic microscopic atom-atom and atom-surface potentials [15–18], lend no support to the scenario of a commensurate solid in the phase diagram of the second layer; rather, the system is predicted to display only superfluid and incommensurate crystalline phases. Assuming a two-dimensional (2D) first layer density between 0.118 and 0.122 \AA^{-2} [7, 14], one ends up with a 2D upper layer density for the hypothetical $4/7$ phase between 0.067 and 0.070 \AA^{-2} ; at, or near that density, a non-crystalline superfluid phase is predicted by the most reliable theoretical calculations, all the way to zero temperature, with a phase transition between a superfluid and an *incom-*

mensurate crystal taking place at a $\sim 10\%$ higher second layer density.

However, recent heat capacity measurements [14] have again been interpreted as signalling the occurrence of a *commensurate* (not $4/7$) “supersolid” phase. Specifically, an observed broad peak in the specific heat of a ^4He film, reaching its maximum height at a temperature $\sim 1.4 \text{ K}$ for a two-layer film of total coverage $\theta_A = 0.1973 \text{ \AA}^{-2}$ (a very similar peak was observed in previous work [8]) is attributed to the 2D melting of a commensurate top layer crystal. It is hypothesized that *a*) such a crystal should ostensibly melt into a quasi-2D superfluid *b*) the intermediate “hexatic” phase through which melting occurs, according to the theory [19, 20], ought to feature the superfluid properties of the fluid, giving rise to a novel “superhexatic” phase, possessing orientational order and capable of flowing without dissipation.

There are reasons to be skeptical of such an otherwise intriguing interpretation. First, it is highly unlikely that a single layer of ^4He , resting on an inert solid layer, should be superfluid at a temperature as high as $T = 1.4 \text{ K}$. The claims made in Ref. [14] are not supported by measurements of the superfluid density; we are not aware of any monolayer ^4He system with such a high superfluid transition temperature. Indeed, first principle computer simulations [21] and experimental measurements [22] consistently point to a superfluid transition temperature $T_c \sim 0.7\text{--}0.8 \text{ K}$ for a monolayer ^4He film on weakly attractive substrates, i.e., only slightly above that of purely 2D ^4He [23, 24]. It is worth noting that the failure of a *fluid* phase to be superfluid at a given temperature excludes that a hypothetical *solid* (or orientationally ordered) phase of the same density may possess superfluid properties at that same temperature [25].

Equally difficult to credit is the contention that a quasi-2D solid ^4He film of density $0.075\text{--}0.080 \text{ \AA}^{-2}$ should undergo 2D melting at $T=1.4 \text{ K}$, considering that 2D ^4He at that density displays crystalline order [26] up to a temperature as high as 2.2 K . It is doubtful that atomic motion in the transverse direction, which acts to soften the hard core repulsion of the pair-wise helium interaction

* m.boninsegni@ualberta.ca

at short distances, could reduce the melting temperature by as much as ~ 0.8 K, if the system is to remain essentially two-dimensional, i.e., with no significant third layer atomic promotion. It is also worth mentioning that, while there is robust theoretical evidence that no incommensurate quasi-2D supersolid phase of ^4He exists [27], there is no reason to expect that a crystalline layer of ^4He in that density range should be commensurate [15, 18].

In order to shed light on this problem, and obtain unbiased theoretical insight into the system, we have carried out first principle QMC simulations of a thin (two layers) ^4He film on graphite. Our calculations are based on the standard microscopic model of ^4He and of the graphite substrate, including accurate pair-wise interactions between ^4He atoms, as well as between ^4He atoms and the graphite substrate. We present here results for the specific heat, focusing on the coverage θ_A mentioned above, at which the specific heat “anomaly” is most prominent, and attempt to establish whether the standard microscopic model can account for the specific heat behavior observed experimentally, possibly supporting the contention made in Ref. [14].

Indeed, our QMC simulations yield a very similar peak in the specific heat, but no crystalline order appears in the second layer down to the lowest temperature considered here, namely $T = 0.5$ K. Rather, the second layer is fluid-like, with no significant structural change occurring in the temperature range 0.5–1.7 K. Nor is there any evidence of a finite superfluid response at the temperature at which the peak is observed, as the layer undergoes a conventional superfluid transition at a much lower temperature, close to 0.5 K. Thus, we contend that the interpretation of the heat capacity measurements provided in Ref. [14] is unfounded, and that the data shown therein provide no support for a quasi-2D “supersolid” phase of ^4He ; our results point instead to atomic promotion to third layer as the likely physical cause underlying the peak.

We have also carried out simulations at a higher coverage, namely $\theta_B = 0.21 \text{ \AA}^{-2}$, at which the stable equilibrium phase of the second adlayer is an incommensurate crystal. In this case, a peak in the specific heat observed in Ref. [14] at a temperature close to 1 K is claimed therein as signalling the melting of the incommensurate solid upper layer. Although we did not pursue the calculation of the specific heat for this coverage, in this case too our simulations fail to confirm the physical scenario laid out in Ref. [14], showing instead that the second layer incommensurate crystal remains stable up to a temperature of at least 2 K; moreover, melting in this system is not really “2D”, but rather occurs through promotion of atoms to the third layer. In summary, therefore, while the results presented here reinforce on the one hand the conclusion that no “supersolid” phase exists in this system, on the other they also underscore the difficulty of reliably assigning observed features in the specific heat to actual physical phenomena.

The remainder of this manuscript is organized as fol-

lows: in sec. II we describe the microscopic model adopted in this study; in sec. III we offer a brief description of the methodology adopted in this work; we illustrate our results in sec. IV, and outline our conclusions in sec. V.

II. MODEL

As mentioned above, we use the standard microscopic model of a helium film adsorbed on graphite. We consider an ensemble of N ^4He atoms, regarded as point-like spin-zero bosons, moving in the presence of a smooth, flat graphite substrate. At the ^4He coverages and in the temperature range considered here, two atomic layers form. In principle, of course, ^4He atoms are identical, and therefore no conceptual distinction can be drawn between atoms in the “top” and “bottom” layer. However, simulations carried out in this study in which all atoms are considered indistinguishable show that both inter-layer hopping of atoms, as well as quantum-mechanical exchanges among atoms in the first adsorbed layer (which orders as a triangular crystal) and/or in different layers, are *exceedingly infrequent*. It is therefore an excellent approximation to regard atoms in the bottom layer as *distinguishable* quantum particles (i.e., “Boltzmannons”); on the other hand, atoms in the top layer are considered as indistinguishable, and can therefore undergo quantum exchanges. Consequently, the numbers of atoms in the two layers are constant, i.e., N_1 atoms constitute the first layer, $N_2 = N - N_1$ the second. This *de facto* amounts to regarding the two layers as two distinct “species”, which allows us to compute separately their energetic contributions.

The system is enclosed in a simulation cell shaped as a cuboid, with periodic boundary conditions in all directions (but the length of the cell in the z direction can be considered infinite for all practical purposes). The graphite substrate occupies the $z = 0$ face of the cuboid, whose area is A . The nominal coverage θ is given by N/A , while N_1/A , N_2/A are the 2D densities in the two layers. The quantum-mechanical many-body Hamiltonian reads as follows:

$$\hat{H} = - \sum_i \lambda \nabla_i^2 + \sum_i U(\mathbf{r}_i) + \sum_{i < j} v(r_{ij}). \quad (1)$$

The first and second sums run over all the N ^4He atoms, $\lambda = 6.0596 \text{ K \AA}^2$, and U is the potential describing the interaction of a helium atom with the graphite substrate; we use here the laterally averaged version of the well-known Carlos-Cole potential [28]. The third sum runs over all pairs of particles, $r_{ij} \equiv |\mathbf{r}_i - \mathbf{r}_j|$ and $v(r)$ is the accepted Aziz pair potential [29], which describes the interaction between two helium atoms.

As mentioned above, this is the standard microscopic model used to describe a thin (few layers) helium film on a substrate. The substrate itself is considered smooth and flat, i.e., its corrugation is neglected. This has been

quantitatively shown to be a valid approximation [18]; one can understand why that is the case, by considering that the lower ^4He solid layer is incommensurate with the graphite substrate, while the upper layer mostly experiences the corrugation of the lower layer.

III. METHODOLOGY

We carried out QMC simulations of the system described in section II using the worm algorithm in the continuous space path integral representation [23, 24]. We shall not review the details of this method, referring instead the reader to the original references. We utilized a canonical variant of the algorithm in which the total number of particles N is held constant, in order to simulate the system at fixed coverage [30, 31]. We obtained results in a range of temperature going from 0.5 K to a high temperature of 1.7 K (3 K) for coverage θ_A (θ_B). The number N_1 of ^4He atoms in the lower level is either 64 or 144, whereas that (N_2) of atoms in the upper layer is determined by the total ^4He coverage, as well as the 2D density of the lower level (we take that from experiment, whenever available). Details of the simulation are standard; we made use of the fourth-order approximation for the high-temperature density matrix (see, for instance, Ref. [32]), and all of the results quoted here are extrapolated to the limit of time step $\tau \rightarrow 0$. In general, we found that a value of the time step equal to $1.6 \times 10^{-3} \text{ K}^{-1}$ yields estimates indistinguishable from the extrapolated ones.

The main physical quantity of interest is the specific heat $c(T)$, which we aim at comparing with that measured experimentally. It is well known that a direct calculation of the specific heat in QMC simulations is complicated by the fact that estimators are statistically “noisy”. It is therefore easier to obtain $c(T)$ by computing the energy per particle $e(T)$ and obtaining $c(T)$ as $de(T)/dT$, either through numerical differentiation or by fitting the computed $e(T)$ curve. The occurrence of crystalline order in the system is detected through i) visual inspection of the imaginary-time paths and ii) the calculation of the pair-correlation function $g(r)$, integrated along the direction perpendicular to the substrate. Superfluid order is detected through the direct calculation of the superfluid fraction, using the well-established winding number estimator [33]. Qualitative insight on the propensity of the system to flow without dissipation can be obtained from the computed statistics of exchange cycles.

IV. RESULTS

As mentioned in the Introduction, we have computed the specific heat as a function of temperature for the single coverage $\theta_A = 0.1973 \text{ \AA}^{-2}$ for which the peak observed in Ref. [14] is strongest and occurs at the highest temperature (close to 1.4 K). We set the density of the

lower layer to 0.1205 \AA^{-2} , as specified in Ref. [14].

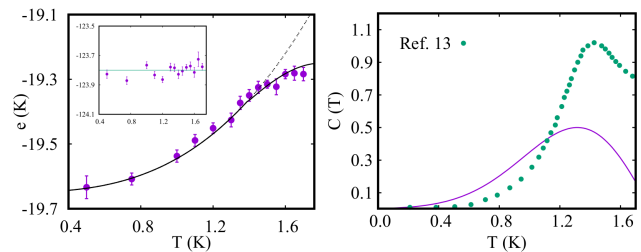


FIG. 1. *Left*: Energy per ^4He atom (in K) in the top layer, as a function of temperature. Solid line is a fit to the data. Dashed line is a cubic fit to the data for $T < 1.4$ K. Inset shows the energy per particle for the bottom layer. These results are obtained by simulating a system comprising $N_1 = 64$ ($N_2 = 41$) particles in the bottom (top) layer. *Right*: Specific heat of the film, estimated by differentiating the function used to fit the data for $e(T)$ for the top layer. Also shown for comparison are experimental measurements from Ref. [14].

Fig. 1 (left) shows the computed energy per ^4He atom $e(T)$ as a function of temperature, for the top layer. The inset shows the corresponding quantity for the bottom layer. The first observation is that there is no noticeable dependence on the temperature of the estimates for the bottom layer, showing that the contribution to the specific heat of the film comes almost exclusively from the top layer, as opined in Ref. [14]. The energy values for the top layer follow the expected ($\sim T^3$) behavior at low T (dashed line in Fig. 1), but we cannot fit all of our data with a single power-law expression, as there is a clear inflexion, resulting in a broad peak of the specific heat $C(T) \equiv de(T)/dT$ at $T \sim 1.3$ K. This is shown in the right panel of Fig. 1, displaying the derivative with respect to the temperature of the fitting curve in the left panel (solid line). Also shown for comparison are the experimental data for the specific heat of Ref. [14], Fig. 1(c) therein.

Although the microscopic model of the system utilized here is the most reliable presently available, it is nonetheless still relatively simplified (e.g., the graphite substrate is regarded as flat), and based on semi-empirical potentials; thus, one ought not necessarily expect a quantitative reproduction of the experimental observations. Moreover, the determination of the actual shape of the $C(T)$ curve is complicated by the ambiguity of the fitting procedure, while a straightforward numerical differentiation of the energy estimates shown in Fig. 1 is affected by a relatively large uncertainty. Nevertheless, the comparison with experiment appears altogether satisfactory, in that the most important features of the experimentally measured specific heat, i.e., the presence of a peak, its overall shape and the temperature at which it occurs, are all fairly well reproduced. This gives us confidence in our ability to assess the plausibility of the physical scenario proposed in Ref. [14] to account for such a peak.

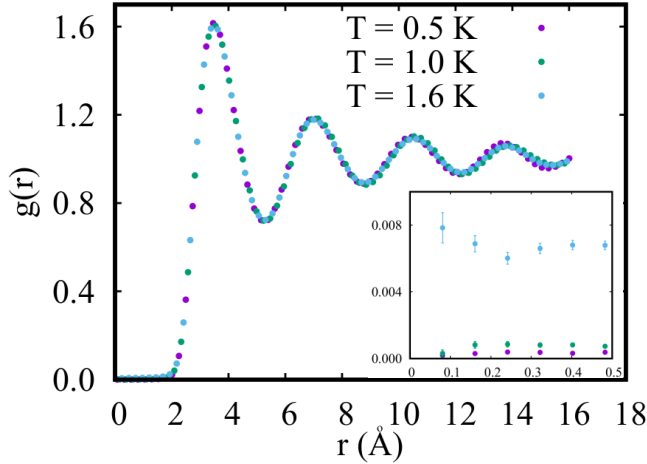


FIG. 2. Pair correlation function $g(r)$ for the upper layer of a ^4He film of coverage $\theta_A = 0.1973 \text{ \AA}^{-2}$, integrated over the axis perpendicular to the substrate. These results shown here for three different temperatures ($T = 0.5, 1.0$ and 1.6 K) are obtained by simulating a system comprising $N_1 = 144$ ($N_2 = 92$) particles in the bottom (top) layer. Inset shows a blow-up of the region near $r = 0$. When not shown, statistical uncertainties are smaller than the symbol size.

We begin by examining possible structural changes occurring in the film as the temperature is lowered from $T = 1.6 \text{ K}$ through $T = 0.5 \text{ K}$, i.e., across the specific heat anomaly, occurring in our case at $T \sim 1.3 \text{ K}$, i.e., a slightly lower temperature than in the experiment. Fig. 2 shows the reduced pair correlation function $g(r)$ for the top layer (of 2D density 0.0768 \AA^{-2}), integrated over the direction perpendicular to the substrate. The results clearly show little or no difference among the $g(r)$ computed at these three significantly different temperature, pointing to the absence of structural change in the film. The rapidly decaying oscillations indicate that the system is in the liquid phase, as confirmed by visual inspection of many-particle configurations generated by the random walk. The only, rather subtle change that takes place as the temperature is raised, is illustrated in the inset of Fig. 2, in which the region near $r = 0$ is shown magnified. The fact that $g(r)$ remains finite in the $r \rightarrow 0$ limit, at the highest temperature, is evidence of promotion of atoms to the third layer, which, in our submission, constitutes the most plausible physical explanation for the peak in the specific heat observed both in our study and in the experiment. Specifically, we attribute the change of slope of the $e(T)$ curve (Fig. 1), giving rise to the peak in $C(T)$, to the reduced second layer density arising from atomic promotion to the third layer. The results obtained in this study are entirely consistent with the physical picture offered in, e.g., Ref. [15], i.e., they do *not* support the contention that such an anomaly should arise from the melting of a 2D crystal, as contended in Ref. [14].

Nor is there any evidence of a finite superfluid response of the second layer (as mentioned above, the bottom layer

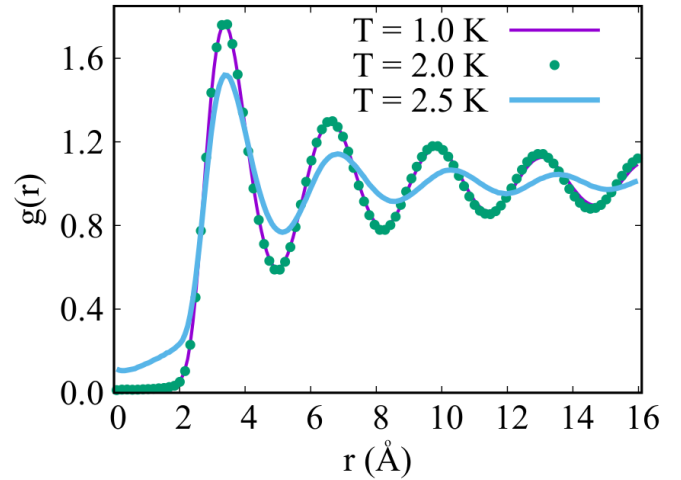


FIG. 3. Pair correlation function $g(r)$ for the upper layer of a ^4He film of coverage $\theta_A = 0.21 \text{ \AA}^{-2}$, integrated over the axis perpendicular to the substrate. These results shown here for three different temperatures ($T = 1.0, 2.0$ and 2.5 K) are obtained by simulating a system comprising $N_1 = 144$ ($N_2 = 106$) particles in the bottom (top) layer. The density of the first layer is fixed at 0.1209 \AA^{-2} .

is crystalline and inert) for $T > 1 \text{ K}$. Although permutations of indistinguishable particles do occur, even at temperatures as high as 1.7 K , the expected superfluid transition of the fluid layer takes place below 1 K . While we did not pursue the precise determination of T_c in this work, the values of the superfluid fraction obtained on a system of 92 particles in the top layer suggest that $T_c \sim 0.5 \text{ K}$. In other words, no superfluid phase of the system exists at temperatures as high as those at which the specific heat anomaly reported in Ref. [14] occurs. In light of this, the interpretation offered in Ref. [14] of the specific heat measurements seems unviable.

In order to illustrate how problematic it is to attribute specific physical meanings to distinct features of the measured specific heat, we turn now to a higher coverage, namely $\theta_B = 0.21 \text{ \AA}^{-2}$, for which the specific heat displays a sharp peak at a temperature T between 1.1 and 1.2 K . This peak is interpreted in Ref. [14] as indicative of the 2D melting of an *incommensurate* crystal. There is no controversy here, as to whether at that coverage the second layer should form an incommensurate solid layer; but, as we show below, the contentions that such a layer should undergo melting at a temperature so low, and that the melting transition should be 2D in nature, are not supported by our first principle simulations.

Fig. 3 shows the same quantity as in Fig. 1, namely the reduced pair correlation function for the top layer, for three different temperatures, namely $T = 1.0, 2.0$ and 2.5 K . Here, we set the value of the density for the bottom layer (not given in Ref. [14]) to be 0.1209 \AA^{-2} . It is manifest from the data shown in the figure that virtually *nothing* happens to the film, structurally, between 1 and

2 K, and in particular there is no discernible attenuation of the oscillations that mark the presence of crystalline long-range order. On the other hand, at $T = 2.5$ K such oscillations decay rapidly, the main peak has loss $\sim 20\%$ of the strength and, most significantly, $g(0)$ is finite and relatively large, signalling that the disappearance of order (i.e., melting) is connected to the promotion of atoms to the third layer, i.e., it cannot be regarded as "two-dimensional". We have not pursued the fairly lengthy calculation of the specific heat for this coverage, but it is clear that, in this case too, the interpretation of the measurements proposed in Ref. [14] clashes with the results of our computer simulations.

V. CONCLUSION

We have carried out extensive, first principle numerical study of structure and energetics of a two-layer ^4He film adsorbed on graphite, with the aim of gaining insight into the physics of the system, in light of recent experimental measurements for which a potentially exciting interpretation was put forth. We have made use of state-of-the-art numerical techniques (QMC); the quantitative predictive power of this methodology, for interacting Bose systems, is by now fairly well-established. As well, the microscopic model utilized here, based on accepted potentials, has been adopted in essentially *all* previous numerical studies[?], including those based on QMC simulations, which have yielded predictions generally in agreement with experiment.

It seems fair to state that even in this case there is substantial agreement between theoretical results and experimental data; quantitative differences can be attributed to the inevitable limitations of a microscopic model which, while capturing the bulk of the physical effects, is nonetheless still highly simplified. However, our results fail to provide any kind of support for the interpretation of experimental data propose in Ref. [14], even though they confirm some of the working assumptions made therein, e.g., that the contribution to the specific heat comes almost entirely from the second layer. In particular, we see no evidence of melting of a crystal (either

commensurate or incommensurate) at the temperatures at which anomalies in the specific heat are observed experimentally, nor is there any evidence of superfluid behaviour where, according to the authors of Ref. [14], a "superfluid hexatic" phase may occur. More generally, the data presented in Ref. [14] offer nothing to the effect that the theoretical phase diagram of this system, as proposed for example in Ref. [15], should be substantially revised.

It is important to restate at this point that no direct experimental evidence has been produced so far of a commensurate solid phase in the second layer of ^4He on graphite. Its existence has so far been only posited, as a plausible way to account for specific features in the experimentally observed specific heat. But, as also shown in this work, the interpretation of those features is often not univocal; for example, there are valid reasons attribute the broad peak in the specific heat at the lower coverage investigated here, to promotion of atoms to the third layer; while the physical nature of the peak in the specific heat at the higher coverage was not investigated here, there is no reason to exclude such an explanation in that case as well.

In summary, it seems as if progress toward the resolution of the controversy existing at the moment, over the presence of a commensurate phase in this system, is not likely to be achieved through measurements of the specific heat, whose interpretation is ambiguous. It seems as if, at this point, alternate sources of experimental information are needed, ideally capable of directly imaging the second layer and providing robust evidence for the existence of the elusive commensurate phase.

ACKNOWLEDGEMENTS

One of us (MB) acknowledges the hospitality of the International Centre for Theoretical Physics, Trieste (Italy), where part of this research work was carried out. This work was supported in part by the Natural Sciences and Engineering Research Council of Canada (NSERC). Computing support of ComputeCanada is gratefully acknowledged.

-
- [1] M. Bretz, J. G. Dash, D. C. Hickernell, E. O. McLean, and O. E. Vilches, *Phases of ^3He and ^4He Monolayer Films Adsorbed on Basal-Plane Oriented Graphite*, Phys. Rev. A **8**, 1589 (1973), doi:10.1103/PhysRevA.8.1589.
 - [2] S. V. Hering, S. W. Van Sciver, and O. E. Vilches, *Apparent new phase of monolayer ^3He and ^4He films adsorbed on Grafoil as determined from heat capacity measurements*, J. Low Temp. Phys. **25**, 793 (1976), doi: 10.1007/BF00657299.
 - [3] S. E. Polanco and M. Bretz, *Liquefaction of second-layer ^4He films on graphite*, Phys. Rev. B **17**, 151 (1978), doi: 10.1103/PhysRevB.17.151.
 - [4] K. Carneiro, L. Passell, W. Thomlinson, and H. Taub, *Neutron-diffraction study of the solid layers at the liquid-solid boundary in ^4He films adsorbed on graphite*, Phys. Rev. B **24**, 1170 (1981), doi:10.1103/PhysRevB.24.1170.
 - [5] R. E. Ecke and J. G. Dash, *Properties of monolayer solid helium and its melting transition*, Phys. Rev. B **28**, 3738 (1983), doi:10.1103/PhysRevB.28.3738.
 - [6] H. J. Lauter, H. P. Schildberg, H. Godfrin, H. Wiechert, and R. Haensel, *Neutron diffraction studies of two-dimensional quantum systems*, Can. J. Phys. **65**, 1435 (1987), doi:10.1139/p87-226.

- [7] J. Lauter, H. Godfrin, V. L. P. Frank, and P. Leiderer, *Neutron scattering studies of quantum films*, in *Phase Transitions in Surface Films 2*, edited by E. Taub, G. Torzo, H. J. Lauter, and S. C. Fain (Plenum, New York, 1991), doi:10.1007/978-1-4684-5970-8'8.
- [8] D. S. Greywall and P. A. Busch, *Heat capacity of fluid monolayers of ^4He* , Phys. Rev. Lett. **67**, 3535 (1991), doi:10.1103/PhysRevLett.67.3535.
- [9] D. S. Greywall, *Heat capacity and the commensurate-incommensurate transition of ^4He adsorbed on graphite*, Phys. Rev. B **47**, 309 (1993), doi:10.1103/PhysRevB.47.309.
- [10] We use quotation marks because the denomination *supersolid* is strictly speaking not applicable to a system of this type. See, for instance, Ref. 11.
- [11] M. Boninsegni and N. V. Prokof'ev, *Supersolids: what and where are they?*, Rev. Mod. Phys. **84**, 759 (2012), doi:10.1103/RevModPhys.84.759.
- [12] P. A. Crowell and J. D. Reppy, *Reentrant superfluidity in ^4He films adsorbed on graphite*, Phys. Rev. Lett. **70**, 3291 (1993), doi:10.1103/PhysRevLett.70.3291.
- [13] P. A. Crowell and J. D. Reppy, *Superfluidity and film structure in ^4He adsorbed on graphite*, Phys. Rev. B **53**, 2701 (1996), doi:10.1103/PhysRevB.53.2701.
- [14] S. Nakamura, K. Matsui, T. Matsui, and H. Fukuyama, *Possible quantum liquid crystal phases of helium monolayers*, Phys. Rev. B **94**, 180501 (2016), doi:10.1103/PhysRevB.94.180501.
- [15] P. Corboz, M. Boninsegni, L. Pollet and M. Troyer, *Phase diagram of ^4He adsorbed on graphite*, Phys. Rev. B **78**, 245414 (2008), doi:10.1103/PhysRevB.78.245414.
- [16] J. Huppacher, P. Corboz, M. Boninsegni, and L. Pollet, *Phase diagram of ^4He on graphene*, Phys. Rev. B **87**, 094514 (2013), doi:10.1103/PhysRevB.87.094514.
- [17] J. Ahn, H. Lee, and Y. Kwon, *Prediction of stable $C7/12$ and metastable $C4/7$ commensurate solid phases for ^4He on Graphite*, Phys. Rev. B **93**, 064511 (2016), doi:10.1103/PhysRevB.93.064511.
- [18] S. Moroni and M. Boninsegni, *Second layer crystalline phase of helium films on graphite*, Phys. Rev. B **99**, 195441 (2019), doi:10.1103/PhysRevB.99.195441.
- [19] V. L. Berezinskii, *Destruction of long-range order in one-dimensional and two-dimensional systems having a continuous symmetry group II. Quantum systems*, Sov. Phys. JETP, **34**, 610 (1972).
- [20] J. M. Kosterlitz and D. J. Thouless, *Ordering, metastability and phase transitions in two-dimensional systems*, J. Phys. C: Solid State Physics **6**, 1181 (1973), doi:10.1088/0022-3719/6/7/010.
- [21] M. Boninsegni, M. W. Cole and F. Toigo, *Helium Adsorption on a Lithium Substrate*, Phys. Rev. Lett. **83**, 2002 (1999), doi:10.1103/PhysRevLett.83.2002.
- [22] E. Van Cleve, P. Taborek and J. E. Rutledge, *Helium Adsorption on Lithium Substrates*, J. Low Temp. Phys. **150**, 1 (2008), doi:10.1007/s10909-007-9516-5.
- [23] M. Boninsegni, N. V. Prokof'ev and B. V. Svistunov, *Worm algorithm for continuous-space path integral Monte Carlo simulations*, Phys. Rev. Lett. **96**, 070601 (2006), doi:10.1103/PhysRevLett.96.070601.
- [24] M. Boninsegni, N. V. Prokof'ev and B. V. Svistunov, *Worm algorithm and diagrammatic Monte Carlo: a new approach to continuous-space path integral Monte Carlo simulations*, Phys. Rev. E **74**, 036701 (2006), doi:10.1103/PhysRevE.74.036701.
- [25] A. J. Leggett, *Can a Solid Be Superfluid?*, Phys. Rev. Lett. **25**, 1543 (1970), doi:10.1103/PhysRevLett.25.1543.
- [26] This conclusion was established in this work by means of targeted Quantum Monte Carlo simulations of two-dimensional ^4He .
- [27] M. Boninsegni, *On the existence of a supersolid ^4He monolayer*, J. Low Temp. Phys. **165**, 67 (2011), doi:10.1007/s10909-011-0393-6.
- [28] W. E. Carlos and M. W. Cole, *Anisotropic He-C Pair Interaction for a He Atom Near a Graphite Surface*, Phys. Rev. Lett. **43**, 697 (1979), doi:10.1003/PhysRevLett.43.697.
- [29] R. A. Aziz, V. P. S. Nain, J. S. Carley, W. L. Taylor, and G. T. McConville, *An accurate intermolecular potential for helium*, J. Chem. Phys. **70**, 4330 (1979), doi:10.1063/1.438007.
- [30] F. Mezzacapo and M. Boninsegni, *Superfluidity and quantum melting of $p\text{-H}_2$ clusters*, Phys. Rev. Lett. **97**, 045301 (2006), doi:10.1103/PhysRevLett.97.045301.
- [31] F. Mezzacapo and M. Boninsegni, *Structure, superfluidity and quantum melting of hydrogen clusters*, Phys. Rev. A **97**, 033201 (2007), doi:10.1103/PhysRevA.75.033201.
- [32] M. Boninsegni, *Permutation sampling in Path Integral Monte Carlo*, J. Low Temp. Phys. **141**, 27 (2005), doi:10.1007/s10909-005-7513-0.
- [33] E. L. Pollock and D. M. Ceperley, *Path-integral computation of superfluid densities*, Phys. Rev. B **36**, 8343 (1987), doi:10.1103/PhysRevB.38.8343.