

Magma: A Ground-Truth Fuzzing Benchmark

Ahmad Hazimeh
EPFL

Adrian Herrera
Australian National University &
Defence Science and Technology
Group

Mathias Payer
EPFL

ABSTRACT

High scalability and low running costs have made fuzz testing the de facto standard for discovering software bugs. Fuzzing techniques are constantly being improved in a race to build the ultimate bug-finding tool. However, while fuzzing excels at finding bugs in the wild, evaluating and comparing fuzzer performance is challenging due to the lack of metrics and benchmarks. For example, crash count—perhaps the most commonly-used performance metric—is inaccurate due to imperfections in deduplication techniques. Additionally, the lack of a unified set of targets results in ad hoc evaluations that hinder fair comparison.

We tackle these problems by developing *Magma*, a ground-truth fuzzing benchmark that enables uniform fuzzer evaluation and comparison. By introducing *real* bugs into *real* software, Magma allows for the realistic evaluation of fuzzers against a broad set of targets. By instrumenting these bugs, Magma also enables the collection of bug-centric performance metrics independent of the fuzzer. Magma is an open benchmark consisting of seven targets that perform a variety of input manipulations and complex computations, presenting a challenge to state-of-the-art fuzzers.

We evaluate six widely-used mutation-based greybox fuzzers (AFL, AFLFast, AFL++, FAIRFUZZ, MOPT-AFL, and honggfuzz) against Magma over 200 000 CPU-hours. Based on the number of bugs, reached, triggered, and detected, we draw conclusions about the fuzzers' exploration and detection capabilities. This provides insight into fuzzer performance evaluation, highlighting the importance of ground truth in performing more accurate and meaningful evaluations.

1 INTRODUCTION

Fuzz testing ("fuzzing") is a widely-used dynamic bug discovery technique. It involves generating a large number of inputs and subjecting a target program to these inputs with the aim of triggering a fault (i.e., discovering a bug). Fuzzing is an inherently sound but incomplete bug-finding process (given finite resources). In particular, state-of-the-art fuzzers rely on *crashes* to mark faulty program behavior. The existence of a crash is generally symptomatic of a bug (soundness), but the lack of a crash does not necessarily mean that the program is bug-free (incompleteness). Fuzzing has been wildly successful in finding thousands of bugs in open-source [3] and commercial off-the-shelf [5, 6, 44] software.

The success of fuzzing has resulted in an explosion of new techniques claiming to improve bug-finding performance [34]. In order to highlight improvements, these techniques are typically evaluated across a range of metrics, including: (i) crash counts; (ii) ground-truth bug counts; and/or (iii) code-coverage profiles.

While these metrics provide some insight into a fuzzer's performance, we argue that they are insufficient for use in fuzzer comparisons. Furthermore, the set of target programs that these metrics are evaluated on can vary wildly across papers, making cross-paper comparisons impossible. The deficiencies of these three metrics are discussed in turn.

Crash counts. The simplest method for evaluating a fuzzer is to count the number of crashes triggered by that fuzzer, and compare this crash count with that achieved by another fuzzer on the same target program. Unfortunately, crash counts often inflate the number of actual bugs in the target program [29]. Moreover, deduplication techniques (e.g., coverage profiles, stack hashes) fail to accurately identify the root cause of these crashes [9, 29].

Bug counts. Identifying a crash's *root cause* is preferable to simply reporting raw crashes, as it avoids the inflation problem inherent in crash counts. Unfortunately, obtaining an accurate *ground-truth* bug count typically requires extensive manual triage, which in turn requires someone with extensive domain expertise and experience [1].

Code-coverage profiles. Due to the difficulty in obtaining ground-truth bug counts, code-coverage profiles are another performance metric commonly used to evaluate and compare fuzzing techniques. Intuitively, covering more code correlates with finding more bugs. However, previous work [29] has shown that there is a weak correlation between coverage-deduplicated crashes and ground-truth bugs, implying that higher coverage does not necessarily indicate better fuzzer effectiveness.

The deficiencies of existing performance metrics calls for a rethink of fuzzer evaluation practices. In particular, the performance metrics used in these evaluations must accurately measure a fuzzer's ability to achieve its main objective: *finding bugs*. Similarly, the target programs that are used to assess how well a fuzzer meets this objective must be realistic and exercise diverse behavior. This allows a practitioner to have confidence that a given fuzzing technique will yield improvements when deployed in real-world environments.

To satisfy these criteria, we present *Magma*, a ground-truth fuzzer benchmark based on real programs with real bugs. Magma consists of seven widely-used open-source libraries and applications, totalling 2 MLOC. For each Magma workload, we manually analyze security-relevant bug reports and patches, reinserting defective code back into these seven libraries and applications (in total, 118 bugs were analyzed and reinserted). Additionally, each reinserted bug is accompanied by an *oracle* that detects and reports if the bug is *reached* or *triggered*. This distinction between reaching and triggering a bug—in addition to a fuzzer's ability to *detect* a triggered bug—presents a new opportunity to evaluate a fuzzer across multiple dimensions (again, focusing on ground-truth bugs).

The remainder of this paper presents the motivation behind Magma, the methodology behind Magma’s design and choice of performance metrics, implementation details, and a set of preliminary results that demonstrate Magma’s utility. We make the following contributions:

- A set of bug-centric performance metrics that should be measurable in a fuzzer benchmark, allowing for a fair and accurate evaluation and comparison of fuzzers.
- A methodology for selecting workloads (both targets and bugs) in a fuzzing benchmark.
- The design and implementation of Magma, a ground-truth fuzzing benchmark based on real programs with real bugs.
- An evaluation of Magma against six widely-used fuzzers.

Magma is open-source and available from <https://hexhive.epfl.ch/magma>.

2 BACKGROUND AND MOTIVATION

This section introduces fuzzing as a software testing technique, and how new fuzzing techniques are currently evaluated and compared against existing ones. This aims to motivate the need for new fuzzer evaluation practices.

2.1 Fuzzing

A fuzzer is a dynamic analysis tool that discovers software flaws by running a target program with a large number of automatically-generated inputs. Notably, these inputs are generated with the intention of triggering a crash in the target program. This input generation process is dependent on a fuzzer’s knowledge of the target’s *input format* and *program structure*.

For example, *grammar-based* fuzzers (e.g., Superion [55], Peach-fuzz [37], and QuickFuzz [21]) leverage the target program’s input format (which must be specified *a priori*) to intelligently craft inputs (e.g., based on data width and type, and on the relationships between different input fields). In contrast, *mutational* fuzzers (e.g., AFL [58], Angora [12], and MemFuzz [13]) require no *a priori* knowledge of the input format. Instead, mutational fuzzers leverage preprogrammed mutation operations to iteratively modify the input.

Fuzzers are also classified by their knowledge of the target’s program structure. For example, *whitebox* fuzzers [16, 17, 41] leverage program analysis to infer knowledge about the program structure. In comparison, *blackbox* fuzzers [4, 56] blindly generate inputs in the hope of discovering a crash. Finally, *greybox* fuzzers [12, 31, 58] leverage program instrumentation (instead of program analysis) to collect runtime information. Program-structure knowledge guides input generation in a manner more likely to trigger a crash.

Importantly, fuzzing is a *highly stochastic* bug-finding process. This statement remains true irrespective of whether the fuzzer synthesizes inputs from a grammar (grammar-based fuzzing), transforms an existing set of inputs to arrive at new inputs (mutational fuzzing), has no knowledge of that target program’s internals (black-box fuzzing), or uses sophisticated program analyses to understand the target program (whitebox fuzzing). This inherent randomness makes evaluating and comparing fuzzers difficult. This problem is exacerbated by existing fuzzer evaluation metrics and benchmarks.

2.2 The Current State of Fuzzer Evaluation

The rapid emergence of new and improved fuzzing techniques [34] means that fuzzers are constantly compared against one another, in order to empirically demonstrate that the latest fuzzer supersedes previous state-of-the-art fuzzers. To enable fair and accurate fuzzer evaluation, it is critical that fuzzing campaigns are conducted on a suitable benchmark that uses an appropriate set of metrics. Unfortunately, fuzzer evaluations have so far been ad hoc and haphazard. For example, Klees et al.’s study of 32 fuzzing papers found that *none* of the surveyed papers provided sufficient detail to support their claims of fuzzer improvement [29]. Notably, their study highlights a set of criteria that should be adopted across all fuzzer evaluations. These criteria include:

Performance metrics: *How* the fuzzers are evaluated and compared. This is typically one of the approaches previously discussed (crash count, bug count, or coverage profiling).

Targets: The software being fuzzed. Fuzzers should be evaluated on diverse, realistic workloads.

Seed selection: The initial set of inputs that bootstrap the fuzzing process. This initial set of inputs should be consistent across repeated trials and the fuzzers under evaluation.

Trial duration (timeout): The length of a single fuzzing trial should also be consistent across repeated trials and the fuzzers under evaluation. We use the term *trial* to refer to an instance of the fuzzing process on a target program, while a *fuzzing campaign* is a set of N repeated trials on the same target program.

Number of trials: The highly-stochastic nature of fuzzing necessitates a large number of repeated trials, allowing for a statistically sound comparison of results.

Klees et al.’s study demonstrates the need for a *ground-truth fuzzing benchmark*. Such a benchmark must use suitable performance metrics and present a unified set of target programs.

2.2.1 Existing Fuzzer Benchmarks. Fuzzers are typically evaluated on a set of target programs sourced from one of the following benchmarks. These benchmarks are summarized in Table 1.

The LAVA-M [14] test suite aims to evaluate the effectiveness of a fuzzer’s exploration capability by injecting bugs in different execution paths. However, the LAVA bug injection technique only injects a single, simple bug type: an out-of-bounds memory access triggered by a “magic value” comparison. This bug type does not accurately represent the statefulness and complexity of bugs encountered in real-world software.

In contrast, the Cyber Grand Challenge (CGC) [11] sample set provides a wider variety of bugs that are suitable for testing a fuzzer’s fault detection capabilities. Unfortunately, the relatively small size and simplicity of the CGC’s synthetic workloads does not enable thorough evaluation of the fuzzer’s ability to explore complex programs.

BugBench [32] and the Google Fuzzer Test Suite (FTS) [19] both contain real programs with real bugs. However, each target program only contains one or two bugs (on average). This sparsity of bugs, combined with the lack of automatic methods for triaging crashes, hinders adoption and makes both benchmarks unsuitable for fuzzer evaluation. In contrast, Google FuzzBench [18]—the successor to

Table 1: A summary of existing fuzzer benchmarks and our benchmark, Magma. We characterize benchmarks across two dimensions: the target programs that make up the benchmark workloads and the bugs that exist across these workloads. For both dimensions we count the number of workloads/bugs (#) and classify them as Real or Synthetic. Bug density is the mean number of bugs per workload. Finally, ground truth may be available (✓), available but not easily accessible (●), or unavailable (✗).

Benchmark	Workloads		Bugs		Bug Density	Ground truth
	#	Real/Synthetic	#	Real/Synthetic		
LAVA-M [14]	4	R	2265	S	566.25	✓
CGC [11]	131	S	590	S	4.50	●
BugBench [32]	17	R	19	R	1.12	●
Google FTS [19]	24	R	47	R	1.96	●
Google FuzzBench [18]	21	R	–	–	–	–
Open-source software	–	R	?	R	?	✗
Magma	7	R	118	R	16.86	✓

the Google FTS—is a fuzzer evaluation platform that relies solely on coverage profiles as a performance metric. As previously discussed, this metric has severe limitations when evaluating fuzzers on their bug-finding capability.

Finally, popular open-source software (OSS) is often used to evaluate fuzzers [10, 29, 30, 33, 38, 54]. Although real-world software is used, the lack of ground-truth knowledge about the triggered crashes makes it difficult to provide an accurate, verifiable, quantitative evaluation. Furthermore, it is often unclear which software version is used, making fair cross-paper comparisons impossible.

2.2.2 Crashes as a Performance Metric. Most, if not all, state-of-the-art fuzzers implement fault detection as a *crash listener*. A program crash can be caused by an *architectural violation* (e.g., division-by-zero, unmapped/unprivileged page access) or by a *sanitizer* (a dynamic bug-finding tool that generates a crash when a security policy violation—e.g., object out-of-bounds, type safety violation—occurs [48]).

The simplicity of crash detection has led to the widespread use of *crash count* as a performance metric for comparing fuzzers. However, crash counts have been shown to yield inflated results, even when combined with deduplication methods (e.g., coverage profiles and stack hashes) [9, 29]. Instead, the number of bugs found by each fuzzer can be compared: if fuzzer *A* finds more bugs than fuzzer *B*, then *A* is superior to *B*. Unfortunately, there is no single formal definition for a bug. Defining a bug in its proper context is best achieved by formally modeling program behavior. However, deriving formal program models is a difficult and time-consuming task. As such, bug detection techniques tend to create a blacklist of faulty behavior, mislabeling or overlooking some classes of bugs in the process. This often leads to incomplete detection of bugs and root-cause misidentification, resulting in a duplication of crashes and an inflated set of results.

3 DESIRED BENCHMARK PROPERTIES

Benchmarks are important drivers for computer science research and product development [8]. Several factors must be taken into account when designing a benchmark, including: relevance; reproducibility; fairness; verifiability; and usability [2, 52]. While building benchmarks around these properties is well studied [2, 8, 24, 28, 32, 43, 45, 50, 52], the highly-stochastic nature of fuzzing introduces new challenges for benchmark designers.

For example, *reproducibility* is a key benchmark property that ensures a benchmark produces “*the same results consistently for a particular test environment*” [52]. However, individual fuzzing trials vary wildly in performance, requiring a large number of repeated trials for a particular test environment [29]. While performance variance exists in most benchmarks (e.g., the SPEC CPU benchmark [50] uses the median of three repeated trials to account for small variations across environments), this variance is far greater in fuzzing. Furthermore, a fuzzer may actively modify the test environment (e.g., T-Fuzz [38] and FuzzGen [26] transform the target program, while Skyfire [54] generates new seed inputs for the target). This is very different to traditional performance benchmarks (e.g., SPEC CPU [50], DaCapo [8]), where the workloads and their inputs remain fixed across all systems-under-test (SUT).

This leads us to define the following set of properties that we argue *must* exist in a fuzzing benchmark:

Diversity (P1): The benchmark contains a wide variety of bugs and programs that resemble real software testing scenarios.

Verifiability (P2): The benchmark yields verifiable metrics that accurately describe performance.

Usability (P3): The benchmark is accessible and has no significant barriers for adoption.

These three properties are explored in the following sections, while Section 4 describes how Magma satisfies these criteria.

3.1 Diversity (P1)

Fuzzers are actively used to find bugs in a variety of *real* programs [3, 5, 6, 44]. Therefore, a fuzzing benchmark must evaluate fuzzers against programs and bugs that resemble those encountered in the “real world”. To this end, a benchmark must include a *diverse* set of bugs *and* programs.

Bugs should be diverse with respect to:

Class: Common Weakness Enumeration (CWE) [36] bug classes include memory-based errors, type errors, concurrency issues, and numeric errors.

Distribution: “Depth”, fan-in (i.e., the number of paths which execute the bug), and spread (i.e., the ratio of faulty-path counts to the total number of paths).

Complexity: Number of input bytes involved in triggering a bug, the range of input values which triggers the bug, and the transformations performed on the input.

Similarly, programs (i.e, the benchmark workloads) should be diverse with respect to:

Application domain: File and media processing, network protocols, document parsing, cryptography primitives, and data encoding.

Operations performed: Parsing, checksum calculation, indirection, transformation, state management, and data validation.

Input structure: Binary, text, formats/grammars, and data size.

Satisfying this property requires bugs that resemble those encountered in real-world environments. Both LAVA-M and Google FuzzBench fail this requirement: the former contains only a single bug class (an out-of-bounds memory access), while FuzzBench does not measure for *any* bugs. However, both Google FTS and FuzzBench contain workloads from a wide variety of application domains, including cryptography, image parsing, text processing, and compilers. Finally, BugBench primarily focuses on memory corruption vulnerabilities, but also contains uninitialized read, memory leak, data race, atomicity, and semantic bugs (for a total of nine bug classes).

Ultimately, real programs are the only source of real bugs. Therefore, a benchmark designed to evaluate fuzzers must include *real programs with a variety of real bugs*, thus ensuring diversity and avoiding bias (e.g., towards a specific bug class). Whereas discovering and reporting real bugs is desirable (i.e, when OSS is used), performance metrics based on an unknown set of bugs (with an unknown distribution) make it impossible to compare fuzzers. Instead, fuzzers should be evaluated on workloads containing known bugs for which ground truth is available and *verifiable*.

3.2 Verifiability (P2)

Existing ground-truth fuzzing benchmarks lack a straightforward mechanism for determining a crash’s root cause. This makes it difficult to *verify* a fuzzer’s results. Crash count, the current widely-used performance metric, suffers from high variability, double-counting, and inconsistent results across multiple trials (see Section 2.2.2). Automated techniques for deduplicating crashes are not reliable, and hence should not be used to verify the bugs discovered by a fuzzer. Ultimately, a fuzzing benchmark should provide a set of known bugs for which ground truth can be used to verify a fuzzer’s findings.

While the CGC sample set provides crashing inputs—also known as a *proof of vulnerability* (PoV)—for all known bugs, it does not provide a mechanism for determining the root cause of a fuzzer-generated crash. Similarly, the Google FTS provides PoVs (for 87 % of bugs) and a script for triaging and deduplicating crashes. This script parses the crash report or looks for a specific line of code at which to terminate program execution. However, this approach is limited and does not allow for the detection of complex bugs (e.g., where simply executing a line of code is not sufficient to trigger the bug).

In contrast to the CGC and Google FTS benchmarks, for which ground truth is available but not easily accessible, LAVA-M clearly reports the bug triggered by a crashing input. However, LAVA-M does not provide a runtime interface for accessing this information. Unless a fuzzer is specialized to collect LAVA-M metrics, it cannot

monitor progress in real-time. Thus, a post-processing step is required to collect metrics. Finally, Google FuzzBench relies solely on coverage profiles (rather than fault-based metrics) to evaluate and compare fuzzers. FuzzBench dismisses the need for ground truth, which we believe sacrifices the significance of the results: more coverage does not necessarily imply higher bug-finding effectiveness.

Ground-truth bug knowledge allows for a fuzzer’s findings to be verified, enabling accurate performance evaluation and allowing meaningful comparisons between fuzzers. To this end, a fuzzing benchmark must provide *easy access to ground-truth metrics* describing the bugs a fuzzer can reach, trigger, and detect.

3.3 Usability (P3)

Fuzzers have evolved from simple blackbox random-input generation to complex data- and control-flow analysis tools. Each fuzzer may introduce its own instrumentation into a target binary (e.g., AFL [58]), launch the program in a specific execution engine (e.g., QSYM [57], Driller [51]), or provide inputs through a specific channel (e.g., libFuzzer [31]). Fuzzers come in a variety of forms (described in Section 2.1), so a fuzzing benchmark must not exclude a particular type of fuzzer. Additionally, using a benchmark must be manageable and straightforward: it should not require constant user intervention, and benchmarking should finish within a reasonable time frame. The inherent randomness of fuzzing complicates this, as multiple trials are required to achieve statistically-meaningful results.

Some existing benchmark workloads (e.g., those from CGC and Google FTS) contain multiple bugs, so it is not sufficient to only run the fuzzer until the first crash is encountered. However, the lack of easily-accessible ground truth makes it difficult to determine if/when all bugs are triggered. Moreover, inaccurate deduplication techniques mean that the user cannot simply equate the number of crashes with the number of bugs. Thus, additional time must be spent triaging crashes to obtain ground-truth bug counts, further complicating the benchmarking process.

In summary, a benchmark should be *usable* by fuzzer developers, without introducing insurmountable or impractical barriers to adoption. To satisfy this property, a benchmark must thus provide a *small set of targets with a large number of discoverable bugs*, and it must provide a *usable framework that measures and reports fuzzer progress and performance*.

4 MAGMA: APPROACH

We present Magma, a ground-truth fuzzing benchmark that satisfies the previously-discussed benchmark properties. Magma is a collection of seven targets with widespread use in real-world environments. These initial targets have been carefully selected for their *diversity* and the variety of security-critical bugs that have been reported throughout their lifetimes (satisfying **P1**).

Importantly, Magma’s seven workloads contain 118 bugs for which ground truth is *easily accessible* and *verifiable* (satisfying **P2**). These bugs are sourced from older versions of the seven workloads, and then *forward-ported* to the latest version contained within Magma. Finally, Magma imposes minimal requirements on the user, allowing fuzzer developers to seamlessly integrate the benchmark into their development cycle (satisfying **P3**).

4.1 Overview

For each workload, we manually inspect bug and vulnerability reports to find bugs that are suitable for inclusion in Magma (e.g., ensuring that the bug affects the core codebase). For these bugs, we reintroduce (“inject”) each bug into the latest version of the code through a process we call *forward-porting* (described more in Section 4.3). In addition to the bug, we also insert minimal source-code instrumentation—a *canary*—to collect data about a fuzzer’s ability to reach and trigger the bug (discussed more in Section 4.4). A bug is *reached* when the faulty line of code is executed, and *triggered* when the fault condition is satisfied. Finally, Magma provides a *runtime monitor* that runs in parallel with the fuzzer to collect real-time statistics. These statistics are used to evaluate the fuzzer (see Section 4.5).

Fuzzer evaluation is based on the number of bugs *reached*, *triggered*, and *detected*. The Magma instrumentation only yields usable information when the fuzzer exercises the instrumented code; this allows us to determine whether a bug is *reached*. The dataflow generated by the fuzzer *triggers* a bug when that dataflow satisfies the bug’s trigger conditions. Once triggered, the fuzzer should flag the bug as a fault or crash, enabling us to assess the fuzzer’s bug *detection* capability. These metrics are described further in Section 4.4.

Finally, Magma provides a *fatal canaries* mode, where, if a canary’s condition is satisfied, the program is terminated (similar to LAVA-M). The fuzzer then saves this crashing input for post-processing. Fatal canaries are a form of *ideal sanitization*, in which triggering a bug immediately results in a crash, regardless of the nature of the bug. Fatal canaries allow developers to evaluate their fuzzers under ideal sanitization assumptions without incurring additional sanitization overhead. This mode increases the number of executions during an evaluation, reducing the cost of evaluating a fuzzer but sacrificing the ability to evaluate a fuzzer’s detection capabilities.

4.2 Target Selection

Magma contains seven targets, which we summarize in Table 2. In addition to these seven targets (the codebases into which bugs are injected), Magma also includes 19 *drivers* (executable programs that provide a command-line interface to the target) that exercise different functionality within the target. Inspired by Google OSS-Fuzz [3], these drivers are sourced from the original target codebases (as drivers are best developed by domain experts).

Magma’s seven targets were selected for their diversity in functionality (summarized in Table 2). Inspired by existing benchmarks in other fields [8, 43], we apply *Principal Component Analysis* (PCA) to quantify this diversity. We draw from Section 3.1 and use the following low- and high-level PCA features, extracted from the LLVM intermediate representation of a target program:

Instructions: The type of instructions used (e.g., binary operations, bitwise binary operations, memory access and addressing operations).

Complexity: Cyclomatic [35] and Halstead [23] complexity metrics.

APIs: The libraries and components used by the target.

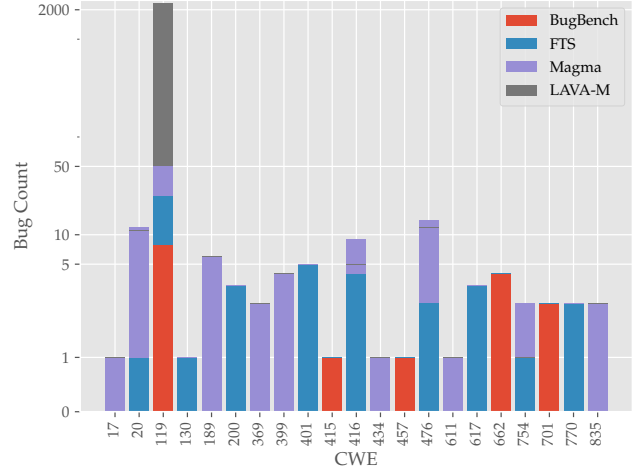


Figure 1: Comparison of benchmark bug classes. A complete list of Magma bugs is presented in Table A1.

4.3 Bug Selection and Insertion

Magma contains 118 bugs, spanning 12 bug classes (summarized in Figure 1; the complete list of bugs is given in Table A1). Compared to existing benchmarks, Magma contains the widest variety of bugs (followed by Google FTS, with ten different bug classes). Moreover, Magma has the second-largest “bug density”—the ratio of the number of bugs to the number of targets—after LAVA-M (see Table 1). While LAVA-M’s bug density (566.25) is an order-of-magnitude larger than Magma’s (16.86), it is important to note that LAVA-M is restricted to a single, synthetic bug type.

In addition to a diversity of bug *classes*, Magma also contains bugs with a range of *complexities*. We approximate bug complexity by the set of constraints required to trigger a bug: the greater the number of constraints, the more obstacles the fuzzer must overcome to reach and trigger a bug. Specifically, bug complexity is approximated by: (i) minimizing a PoV with `af1-tmin` [58]; (ii) concolically executing these minimized PoVs in SymCC [42] to produce a set of *path constraints*; (iii) *bit-blasting* these path constraints from *quantifier-free bitvector* SMT to *conjunctive normal form* (CNF) SAT; and then (iv) counting the number of clauses in the CNF SAT equation (intuitively, the more clauses in the normalized constraint set, the harder the fuzzer must work to satisfy these constraints and thus trigger the bug).

Finally, Magma contains *real* bugs sourced from bug reports and *forward-ported* to the most recent version of the target codebase. This is in contrast to existing fuzzing benchmarks (e.g., BugBench, Google FTS) that rely on old, unpatched versions of the target codebase. Unfortunately, using older codebases limits the number of bugs available in each target (as evident by the low bug densities in Table 1). In comparison, forward-porting—which is synonymous to *back-porting* fixes from newer codebases to older, buggy releases—does not suffer from this issue, making Magma’s targets *easily extensible*.

Forward-porting begins with the identification—from the reported bug fix—of the code changes that must be reverted to reintroduce the bug. Bug-fix commits can contain multiple fixes to

Table 2: The targets, driver programs, bug counts, and evaluated features incorporated into Magma. The versions used are the latest at the time of writing.

Target	Drivers	Version	File type	Bugs	Magic values	Recursive parsing	Compression	Checksums	Global state
<i>libpng</i>	read_fuzzer, readpng	1.6.38	PNG	7	✓	✗	✓	✓	✗
<i>libtiff</i>	read_rgba_fuzzer, tiffcp	4.1.0	TIFF	14	✓	✗	✓	✗	✗
<i>libxml2</i>	read_memory_fuzzer, xmllint	2.9.10	XML	18	✓	✓	✗	✗	✗
<i>poppler</i>	pdf_fuzzer, pdfimages, pdftoppm	0.88.0	PDF	22	✓	✓	✓	✓	✗
<i>openssl</i>	asn1parse, bignum, x509, server, client	3.0.0	Binary blobs	21	✓	✗	✓	✓	✓
<i>sqlite3</i>	sqlite3_fuzz	3.32.0	SQL queries	20	✓	✓	✗	✗	✓
<i>php</i>	json, exif, unserialize, parser	8.0.0-dev	Various	16	✓	✓	✗	✗	✗

one or more bugs, so disambiguation is necessary to prevent the introduction of unintended bugs. Alternatively, bug fixes may be spread over multiple commits (e.g., if the original fix did not cover all edge cases). Following the identification of code changes, we identify what program state is involved in evaluating the trigger condition. If necessary, we introduce additional program variables to access that state. From this state, we determine a boolean expression that serves as an oracle for identifying a triggered bug. Finally, we identify a point in the program where we inject a canary before the bug can manifest faulty behavior. This canary helps measure our fuzzer performance metrics, discussed in the following section.

4.4 Performance Metrics

Fuzzer evaluation has traditionally relied on crash counts, bug counts, and/or code-coverage profiles for measuring and comparing fuzzer performance. While the problems with crash counts and code-coverage profiles are well known (see Section 2.2.2), in our view, simply counting the number of bugs discovered is too coarse-grained. Instead, we argue that it is important to distinguish between *reaching*, *triggering*, and *detecting* a bug. Consequently, Magma uses these three bug-centric performance metrics to evaluate fuzzers.

A *reached* bug refers to a bug whose oracle was called, implying that the executed path reaches the context of the bug, without necessarily triggering a fault. This is where coverage profiles fall short: simply covering the faulty code does not mean that the program is in the correct state to trigger the bug. Hence, a *triggered* bug refers to a bug that was reached, and *whose triggering condition was satisfied*, indicating that a fault occurred. Whereas triggering a bug implies that the program has transitioned into a faulty state, the symptoms of the fault may not be directly observable at the oracle injection site. When a bug is triggered, the oracle only indicates that the conditions for a fault have been satisfied, but this does not imply that the fault was encountered or detected by the fuzzer.

Source-code instrumentation provides ground-truth knowledge and runtime feedback of reached and triggered bugs. Each bug is approximated by (a) the lines of code patched in response to a bug report, and (b) a boolean expression representing the bug’s trigger condition. Our source code instrumentation—the *canary*—reports (i) when the line of code is reached; and (ii) when the input satisfies the conditions for faulty behavior (i.e., triggers the bug). Section 5.4 discusses how we prevent canaries from leaking information to the SUT.

Finally, we also draw a distinction between *triggering* and *detecting* a bug. Whereas most security-critical bugs manifest as a low-level security policy violation for which state-of-the-art sanitizers are well-suited (e.g., memory corruption, data races, invalid arithmetic), other bug classes are not as easily observed. For example, resource exhaustion bugs are often detected long after the fault has manifested, either through a timeout or an out-of-memory error. Even more obscure are semantic bugs, whose malfunctions cannot be observed without a specification or reference. Consequently, various fuzzing techniques have been developed to target these bug classes (e.g., SlowFuzz [40] and NEZHA [39]). Such advancements in fuzzer techniques may benefit from an evaluation which includes the bug *detection* rate as another dimension for comparison.

4.5 Runtime Monitoring

Magma provides a runtime monitor that collects real-time statistics from the instrumented target program. This provides a mechanism for visualizing the fuzzer’s progress and its evolution over time, without complicating the instrumentation.

The runtime monitor collects data about reached and triggered bugs (Section 4.4). Because this data primarily relates to the fuzzer’s program exploration capabilities, we post-process the monitor’s output to study the fuzzer’s fault detection capabilities. This is achieved by replaying the crashing inputs (produced by the fuzzer) against the benchmark canaries to determine which bugs were triggered and hence detected. Importantly, it is possible that the fuzzer produces crashing inputs that do not correspond to any injected bug. If this occurs, the new bug is triaged and added to the benchmark for other fuzzers to discover.

5 DESIGN AND IMPLEMENTATION DECISIONS

Magma’s unapologetic focus on fuzzing (as opposed to being a general bug-detection benchmark) necessitates a number of key design and implementation choices, which we discuss here.

5.1 Forward-Porting

5.1.1 Forward-Porting vs. Back-Porting. In contrast to back-porting bugs to previous versions, forward-porting ensures that all *known* bugs are fixed, and that the reintroduced bugs will have ground-truth oracles. While it is possible that the new fixes and features in newer codebases may (re)introduce unknown bugs, forward-porting allows Magma to evolve with each published bug fix. Additionally, future code changes may render a forward-port bug

obsolete, or make its trigger conditions unsatisfiable. Without verification, forward-porting may inject bugs which cannot be triggered. We use fuzzing to reduce this possibility, reducing the cost of manually verifying injected bugs. A fuzzer-generated PoV demonstrates that the bug is triggerable. Bugs that are discovered this way are added to the list of verified bugs, helping the evaluation of other fuzzers. While this approach may skew Magma towards fuzzer-discoverable bugs, we argue that this is a nonissue: any newly-discovered PoV will update the benchmark, thus ensuring a fair and balanced bug distribution.

5.1.2 Manual Forward-Porting. All Magma bugs are manually introduced through human effort. This process involves: (i) searching for bug reports; (ii) identifying bugs that affect the core codebase; (iii) finding the relevant fix commits; (iv) recognizing the bug conditions from the fix commits; (v) collecting these conditions as a set of path constraints; (vi) modeling these path constraints as a boolean expression (the bug canary); and (vii) injecting these canaries to flag bugs at runtime. The complexity of this process led us to reject a wholly-automated approach; automating bug injection would likely result in an incomplete and error-prone technique, ultimately yielding fewer bugs of lower quality. Moreover, an automated approach still requires manual verification of the results. Dedicating human resources to the forward-porting process maximizes the correctness of Magma’s bugs.

To justify a manual approach, we enumerate the *scopes* (i.e., code blocks, functions, modules) spanned by each bug fix and use these scopes as a simplified measure of bug-porting complexity (scope measures for all bugs are given in Table A1). While a simple bug-porting technique works well for fixes with a scope of one, the bug-porting technique must become more advanced as the number of scopes increases (e.g., it must handle *interprocedural* constraints). Of the 118 Magma bugs, 34 % had a scope measure greater than one.

Finally, our manual porting process was heavily reliant on prose; in particular, by the comments and discussions contained within a bug report. These discussions provide valuable insight into (a) developers’ intent and (b) the construction of precise trigger conditions. Additionally, function names (particularly those from the standard library) provide key insight into the code’s objective, without requiring in-depth analysis into what each function does. An automated technique would require either: (i) an in-depth analysis of such functions, likely resulting in path explosion; or (ii) inference of bug conditions and function utilities via natural language processing (NLP). Both of these approaches are too complex to be included in the scope of Magma’s development and would likely require several years of research to be effective.

5.2 Weird States

When a fuzzer generates an input that triggers an undetected bug, and execution continues past this bug, the program transitions into an undefined state: a *weird state* [15]. Any information collected after transitioning to a weird state is unreliable. To address this issue, we allow the fuzzer to continue the execution trace, but only collect bug oracle data *before and until* the first bug is triggered (i.e., transition to a weird state). Oracles do not signify that a bug has

```

1 void libfoo_baz(char *str) {
2     struct { char buf[16]; size_t len; } tmp;
3     tmp.len = strlen(str);
4     // possible 00B write in strcpy()
5     magma_log(17, tmp.len >= sizeof(tmp.buf));
6     strcpy(tmp.buf, str);
7     // Possible div-by-zero if tmp.len == 0
8     magma_log(9, tmp.len == 0);
9     int repeat = 64 / tmp.len;
10    int padlen = 64 %
11 }

```

Listing 1: Weird states can result in execution traces which do not exist in the context of normal program behavior.

been executed; they only indicate whether the conditions required to execute a bug are satisfied.

Listing 1 shows an example of the interplay between weird states. This example contains two bugs: an out-of-bounds write (deonated as bug 17) and a division-by-zero (bug 6). When `tmp.len == 0`, the condition for bug 17 on line 6 is not satisfied, and bug 9 is captured on line 8 and triggered on line 9 (resulting in a divide-by-zero error). When `tmp.len > 16`, bug 17 is captured on line 5 and triggered on line 6. Furthermore, `tmp.len` is overwritten in the struct by a non-zero value, and bug 9 is not triggered. However, bug 17 is triggered when `tmp.len == 16`, overwriting `tmp.len` in the struct with the NULL terminator and setting its value to 0 (on a Little-Endian system). This triggers bug 9, despite the input not explicitly specifying a zero-length `str`.

5.3 A Static Benchmark

Much like other widely-used performance benchmarks—e.g., SPEC CPU [50] and DaCapo [8]—Magma is a *static* benchmark that contains realistic workloads. These benchmarks assume that if the system-under-test (SUT) performs well on the benchmark’s workloads, then it will perform similarly on real workloads. While realistic, static benchmarks are susceptible to *overfitting*. Overfitting can occur if developers tweak the SUT to perform better on a benchmark, rather than focusing on real workloads.

Overfitting could be overcome by *dynamically synthesizing* a benchmark (and ensuring that the SUT is unaware of the synthesis parameters). However, this approach risks generating workloads different from real-world scenarios, rendering the evaluation biased and/or incomplete. While program synthesis is a long-studied topic [7, 22, 26], it remains difficult to generate large programs that remain faithful to real development patterns and styles.

To prevent overfitting, Magma’s forward-porting process allows targets to be updated as they evolve in the real-world. Each forward-porting bug requires minimal code changes: the addition of Magma’s instrumentation and the faulty code itself. This makes it relatively straightforward to update targets, including introducing new bugs and new features. For example, two undergraduate students without software security experience added over 60 bugs in three new targets over a single semester. These measures ensure that Magma remains representative of real, complex targets and suitable for fuzzer evaluation.

```

1 void magma_log(int id, bool condition) {
2     extern struct magma_bug *bugs; // = mmap(...)
3     extern bool faulty; // = false initially
4     bugs[id].reached += 1 & (faulty ^ 1);
5     bugs[id].triggered += condition & (faulty ^ 1);
6     faulty = faulty | condition;
7 }

```

Listing 2: Magma instrumentation.

5.4 Leaky Oracles

Introducing oracles into the benchmark may *leak* information that interferes with a fuzzer’s exploration capability, potentially leading to overfitting (as discussed in Section 5.3). For example, if oracles were implemented as if statements, fuzzers that maximize branch coverage could detect the oracle’s branch and find an input that satisfies the branch condition.

One possible solution to this *leaky oracle* problem is to produce both instrumented and uninstrumented target binaries (with respect to Magma’s instrumentation, not any instrumentation that the fuzzer injects). The fuzzer’s input would be feed into both binaries, but the fuzzer would only collect the data it needs (e.g., coverage feedback) from the uninstrumented binary. The instrumented binary would then collect canary data and report it to the runtime monitor. This approach, however, introduces other challenges associated with duplicating the execution trace between two binaries (e.g., replicating the environment, maintaining synchronization between executions), which greatly complicates Magma’s implementation and introduces runtime overheads.

Instead, we use *always-evaluate memory writes*. First, an injected bug oracle evaluates a boolean expression representing the bug’s trigger condition. This typically involves a binary comparison operator, which most compilers (e.g., gcc, clang) translate into a pair of cmp and set instructions embedded into the execution path. The results of this evaluation are then shared with the runtime monitor (Section 4.5). This process is demonstrated in Listings 2 and 3.

Listing 2 shows Magma’s canary implementation. The always-evaluated memory accesses are shown in lines 4 and 5. The faulty flag addresses the problem of weird states (Section 5.2), and disables future canaries after the first bug is encountered.

Listing 3 shows an example program instrumented with a canary. A call to magma_log is inserted (line 3) prior to the execution of the faulty code (line 5). Compound trigger conditions—i.e., those including the logical and and or operators—often generate implicit branches at compile-time (due to short-circuit compiler behavior). To avoid leaking information through coverage, we provide custom x86-64 assembly blocks to evaluate these logical operators in a single basic block (without short-circuit behavior). We revert to C’s bitwise operators (& and |)—which are more brittle and susceptible to safety-agnostic compiler passes [49]—when the compilation target is not x86-64.

Although this approach may introduce memory access patterns that are detectable by taint tracking and other data-flow analysis techniques, statistical tests can be used to infer whether the fuzzer overfits to these access patterns. By repeating the fuzzing campaign with the uninstrumented binary, we can verify if the results vary significantly.

```

1 void libfoo_bar() {
2     // uint32_t a, b, c;
3     magma_log(42, (a == 0) | (b == 0));
4     // possible divide-by-zero
5     uint32_t x = c / (a * b);
6 }

```

Listing 3: Instrumented example.

5.5 Proofs of Vulnerability

In order to increase confidence in the injected bugs, a proof of vulnerability (PoV) input must be supplied for every bug, verifying that the bug can be triggered. The process of manually crafting PoVs, however, is arduous and requires domain-specific knowledge, both about the input format and the target program, potentially bringing the bug-injection process to a grinding halt.

When available, we extract PoVs from public bug reports. When no PoV is available, we launch multiple fuzzing campaigns against these targets in an attempt to trigger each injected bug. Inputs that trigger a bug are saved as a PoV. Bugs which are not triggered, even after multiple campaigns, are manually inspected to verify path reachability and satisfiability of trigger conditions.

5.6 Unknown Bugs

Because Magma uses real-world programs, it is possible that bugs exist for which no ground-truth is available (i.e., an oracle does not exist). A fuzzer might inadvertently trigger these bugs and (correctly) detect a fault. Due to the imperfections in automated duplication techniques, these crashes are not included in Magma’s metrics. Instead, such crashes are used to improve Magma itself. The bug’s root cause can be determined by manually studying the execution trace, after which the bug can be added to the benchmark.

5.7 Fuzzer Compatibility

Fuzzers are not limited to a specific execution engine under which they analyze and explore a program. For example, some fuzzers (e.g., Driller [51], T-Fuzz [38]) leverage symbolic execution (using an engine such as angr [47]) to explore the target program. This can introduce (a) incompatibilities with Magma’s instrumentation, and (b) inconsistencies in the runtime environment (depending on how the symbolic execution engine models the environment).

However, the defining trait of most fuzzers, in contrast to other types of bug-finding tools, is that they concretely execute the target on the host system. Unlike benchmarks such as the CGC and BugBench—which aim to evaluate *all* bug-finding tools—Magma is unapologetically a *fuzzing* benchmark. This includes whitebox fuzzers that use symbolic execution to guide input generation, provided that the target is executed on the host system.

We therefore impose the following restriction on the fuzzers evaluated by Magma: the fuzzer must execute the target program in the context of an OS process, with unrestricted access to OS facilities (e.g., system calls, libraries, file system). This allows Magma’s runtime monitor to extract canary statistics using the operating system’s services at relatively low overhead/complexity.

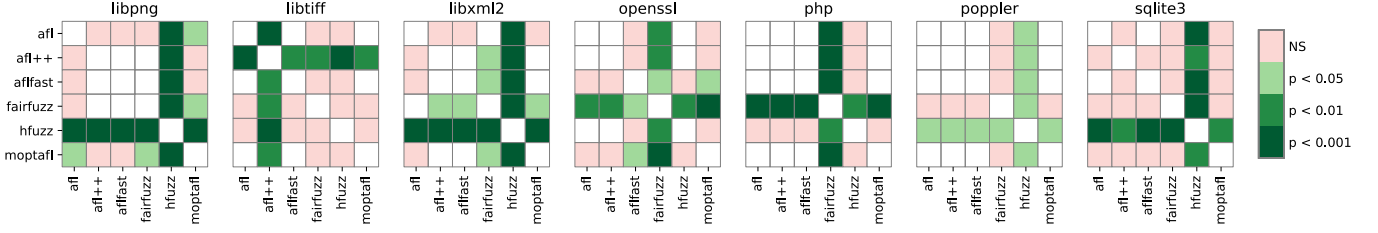


Figure 2: Significance of evaluations of fuzzer pairs using p-values from the Mann-Whitney U-Test. We use $p < 0.05$ as a threshold for significance. Values greater than the threshold are shaded red. Darker shading indicates a lower p-value, or higher statistical significance. White cells indicate that the pair of sample sets are identical.

6 EVALUATION

6.1 Methodology

We evaluated several fuzzers in order to establish the versatility of our metrics and benchmark suite. We chose a set of six *mutational greybox fuzzers* whose source code was available at the time of writing: AFL [58], AFLFast [10], AFL++ [25], FairFuzz [30], MOPT-AFL [33], and honggfuzz [20]. These six fuzzers were evaluated over ten identical 24 h fuzzing campaigns for each fuzzer/target combination. This amounted to 200 000 CPU-hours of fuzzing.

Benchmark parameters were identical across all fuzzing campaigns to ensure fairness. Each fuzzer was bootstrapped with the same set of seed files sourced from the original target codebase and configured with a 50 ms timeout and 50 MiB memory limit. The Magma monitoring utility was configured to poll canary information every five seconds. All experiments were run on one of three machines, each with an Intel® Xeon® Gold 5218 CPU and 64 GB of RAM, running Ubuntu 18.04 LTS 64-bit. The targets were compiled for x86-64.

Notably, all six fuzzers implement fault detection as a simple crash/hang listener (Section 2.2.2). This makes it possible to leverage Magma’s *fatal canaries* mode (Section 4.1) to evaluate a fuzzer’s program exploration and fault detection capabilities. Using fatal canaries to evaluate *reached* and *triggered* bugs is only applicable to fuzzers whose fault detection relies solely on hangs or crashes. If a fuzzer implements a different method for identifying erroneous states (e.g., semantic bug-finding tools such as NEZHA [39]), then their method must be used when evaluating the fuzzer’s fault detection capability. It is important not to introduce bias into the evaluation: if a fuzzer like NEZHA is compared against one like AFL, then AFL targets must not be compiled with *fatal canaries*. This is because fatal canaries stop the target’s execution prematurely upon finding a bug, thus potentially providing AFL with an unfair performance advantage. Benchmark parameters must be identical for all evaluated fuzzers to ensure fairness.

AddressSanitizer (ASan) [46] is used to evaluate *detected* bugs. Crashing inputs (generated by fatal canaries) are replayed through the ASan-instrumented targets; the fuzzer can correctly detect the bug if the target hangs, exceeds its memory limit, or reports a crash. While ASan introduces overhead that affects execution speeds and timeouts, and thus the fuzzer’s ability to detect some faults, we choose the minimum default thresholds. This ensures that, in the worst case, the evaluation does not undermine the fuzzer’s capabilities. Instead, it assumes that the fuzzer is configured with strict

Table 3: The mean number of bugs found by each fuzzer across ten campaigns. The standard deviation is also given. The best performing fuzzer(s) (per target) is highlighted in green (ties are included).

Target	honggfuzz	afl	moptafl	aflfast	afl++	fairfuzz
libpng	3.6 ± 0.52	1.6 ± 0.70	1.0 ± 0.00	1.3 ± 0.48	1.2 ± 0.42	1.5 ± 0.53
libtiff	4.7 ± 0.67	4.8 ± 0.42	4.4 ± 0.52	4.2 ± 0.42	3.4 ± 0.52	4.8 ± 1.23
libxml2	5.0 ± 0.47	2.9 ± 0.32	3.0 ± 0.00	3.0 ± 0.00	3.0 ± 0.00	2.6 ± 0.52
openssl	2.8 ± 0.63	2.9 ± 0.57	3.0 ± 0.00	2.6 ± 0.52	3.0 ± 0.67	2.0 ± 0.47
php	2.8 ± 0.42	3.0 ± 0.00	3.0 ± 0.00	3.0 ± 0.00	3.0 ± 0.00	1.6 ± 0.70
poppler	3.8 ± 0.92	3.0 ± 0.00	3.0 ± 0.00	3.0 ± 0.00	3.0 ± 0.00	2.9 ± 0.32
sqlite3	3.2 ± 0.63	0.8 ± 0.92	1.2 ± 1.14	1.2 ± 0.79	1.6 ± 0.84	1.5 ± 0.53

fault-detection parameters and can thus detect more bugs. Although this may introduce false-positives during post-processing (e.g., a bug may be labeled as “detected”, whereas in fact the fuzzer may not have detected it during a campaign), it also skews results in favor of the evaluated fuzzers (because the fuzzers report more bugs). Although this evaluation method measures ASan’s fault-detection capabilities, it still highlights the bugs that fuzzers can realistically detect when fuzzing without ground truth.

6.2 Time to Bug

We use the time to find a bug as a measure of fuzzer performance. As discussed in Section 4.4, Magma records the time taken to both *reach* and *trigger* a bug, allowing us to compare fuzzer performance across multiple dimensions. Fuzzing campaigns are typically limited to a finite duration (we limit our campaigns to 24 h, repeated ten times), so it is important that the time-to-bug discovery is low.

The highly-stochastic nature of fuzzing means that the time to find a bug can vary wildly between identical trials. To account for this variation, we repeat each trial ten times. Despite this repetition, a fuzzer may still fail to find a bug within the allotted time, leading to missing measurements. We therefore apply *survival analysis* to account for this missing data and high variation in bug discovery times. Specifically, we adopt Wagner’s approach [53] and use the Kaplan-Meier estimator [27] to model a bug’s *survival function*. This survival function describes the probability that a bug remains undiscovered (i.e., “survives”) within a given time (here, a 24 h trial). A smaller survival time indicates better fuzzer performance.

6.3 Experimental Results

Table 3, Figure 2, and Table A2 present the results of our fuzzing campaigns.

6.3.1 Bug Count and Statistical Significance. Table 3 shows the mean number of bugs found per fuzzer (across ten 24 h campaigns). These values are susceptible to outliers, limiting the conclusions that we can draw about fuzzer performance. We therefore conducted a statistical significance analysis of the collected sample-set pairs to calculate p-values using the Mann-Whitney U-test. P-values provide a measure of how different a pair of sample sets are, and how significant these differences are. Because our results are collected from independent populations (i.e., different fuzzers), we make no assumptions about their distributions. Hence, we apply the Mann-Whitney U-test to measure statistical significance. Figure 2 shows the results of this analysis.

The Mann-Whitney U-test shows that AFL, AFLFast, AFL++, and MOPT-AFL performed similarly against most targets, despite some minor differences in mean bug counts (shown in Table 3). The calculated p-values show that, in most cases, the small fluctuations in mean bug counts are not significant, and the results are thus not sufficiently conclusive.

One oddity is the performance of AFL++ against *libtiff*. Table 3 reveals an overall lower mean bug count for AFL++ compared to all other fuzzers, and Figure 2 shows that this difference is statistically significant. While Table A2 shows that AFL++ triggered five *libtiff* bugs across the ten campaigns, its performance was inconsistent, resulting in a low mean bug count. *We therefore conclude that the performance of all AFL-based fuzzers with default configurations against Magma is, to a large degree, equivalent.*

FAIRFuzz [30] also displayed significant performance regression against *libxml2*, *openssl*, and *php*. While the original evaluation of FAIRFuzz claims that it achieved the highest coverage against *xmllint*, that improvement was not reflected in our results.

Finally, honggfuzz performed significantly better than all other fuzzers in four out of seven targets, possibly because of its wrapping of memory-comparison functions.

6.3.2 Time to Bug. In total, 72 of the 118 Magma bugs (61 %) were reached. Additionally, 38 of the 46 *verified* bugs (83 %)—i.e., those with PoVs—were triggered. Notably, no single fuzzer triggered more than 33 bugs (72 % of the verified bugs). These results are presented in Table A2. Here, bugs are sorted by the mean trigger time, which we use to approximate “difficulty”.

The long bug discovery times (18 of the 38 triggered bugs—47 %—took on average more than 20 h to trigger) suggests that the evaluated fuzzers still have a long way to go in improving program exploration. However, while many of the Magma bugs are difficult to discover, Table A2 highlights a set of 17 “simple” bugs that all fuzzers find consistently within 24 h. These bugs provide a baseline for detecting performance regression: if a new fuzzer fails to discover these bugs, then its policy or implementation should be revisited.

Most of the bugs in Table A2 were reached by all fuzzers. AFL++ was the worst performing fuzzer in this regard, failing to reach five bugs (the highest amongst the six evaluated fuzzers). Interestingly, most bugs show a large difference between reach and trigger times. For example, only the first three bugs listed in Table A2 were triggered when first reached. In contrast, bugs such as MAE115 (from *openssl*) take 10 s to reach (by all fuzzers), but up to 20 h (on average) to trigger. This difference between time-to-reach and

time-to-trigger a bug provides another feature for determining bug “difficulty”: while control flow may be trivially satisfied (as evidence by the time to reach a bug), bugs such as MAE115 may require complex, stateful data-flow constraints.

Figure 3 plots four survival functions for three Magma bugs (AAH018, JCH232, and AAH020). These plots illustrate the probability of a bug surviving a 24 h fuzzing trial, and are generated by applying the Kaplan-Meier estimate to the results of ten repeated fuzzing trials. Dotted lines represent survival functions for *reached* bugs, while solid lines represent survival functions for *triggered* bugs.

Figure 3a shows the time to reach bug AAH018 (*libtiff*). Notably, this bug was *not* triggered by any of the six evaluated fuzzers. Thus, the probability of bug AAH018 “surviving” 24 h (i.e., not being triggered) remains at one.

In comparison, Figure 3b shows the differences in the time taken to reach and trigger bug JCH232 (*sqlite3*). Here, honggfuzz is the best performer, because the bug’s probability of survival approaches zero the fastest. Notably, the variance is much higher compared to bug AAH018 (as evident by the larger confidence intervals).

Finally, Figure 3d and Figure 3c compare the probability of survival for bug AAH020 (*libtiff*) across two driver programs: *tiffcp* and *read_rgba_fuzzer*. The former is a general-purpose application, while the latter is a driver specifically designed as a fuzzer harness. While the bug is reached relatively quickly by both drivers, the fuzzer harness is clearly superior at *triggering* the bug, as it is faster across *all* fuzzers. This result supports our claim in ?? that *domain experts are most suitable for selecting and developing fuzzing drivers.*

Again, it is clear that honggfuzz outperforms all other fuzzers (in both reaching and triggering bugs), finding 11 additional bugs not triggered by other fuzzers. In addition to its finer-grained instrumentation, honggfuzz natively supports persistent fuzzing. Our experiments show that honggfuzz’s execution rate was at least three times higher than that of AFL-based fuzzers using persistent drivers. This undoubtedly contributes to honggfuzz’s strong performance.

6.3.3 Seed Coverage. Our evaluation used seeds provided by the developers of the Magma targets. These seeds may exercise different code paths that intersect with Magma’s injected bugs, making it easier for coverage-guided fuzzers to find and trigger these bugs. Although we do not use a specific seed selection policy, we provide the same set of seeds across all campaigns to allow for fair evaluations. This is evident in our results, as all seed-coverage bugs are “reached” by the fuzzers around the same time (see Table A2). Most bugs not included in seed coverage show significantly increasing time-to-bug measurements, which highlight different fuzzer specialties and begin to show performance improvements brought upon by the evaluated fuzzers.

6.3.4 Achilles’ Heel of Mutational Fuzzing. AAH001 (CVE-2018-13785, shown in Listing 4), is a divide-by-zero bug in *libpng*. It is triggered when the input is a non-interlaced 8-bit RGB image, whose width is exactly 0x55555555. This “magic value” is not encoded anywhere in the target, and is easily calculated by solving the constraints for `row_factor == 0`. However, random mutational fuzzing struggles to discover these types of bugs. This is because the fuzzer has a large input space from which to sample from, making

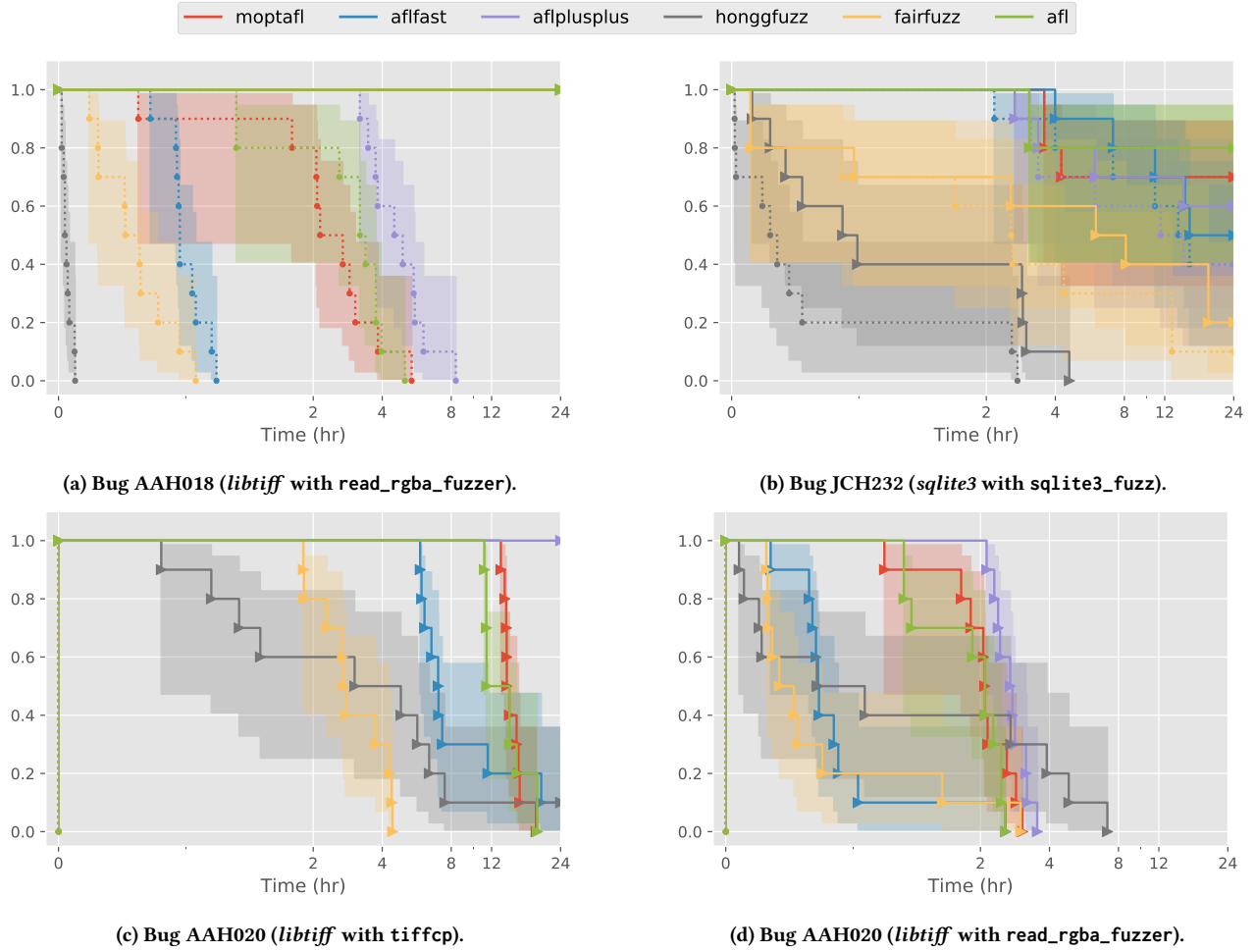


Figure 3: Survival functions for a subset of Magma bugs. The y -axis is the *survival probability* for the given bug. Dotted lines represent survival functions for *reached* bugs, while solid lines represent survival functions for *triggered* bugs. Confidence intervals are also shown.

it unlikely to pick the exact byte sequence (here, `0x55555555`). This manifests in our results as a high expected time-to-bug: the only fuzzer to trigger this bug was AFL, and it was only able to do so once (in ten trials).

```

1 void png_check_chunk_length(png_ptr, length) {
2     size_t row_factor = png_ptr->width // uint32_t
3     * png_ptr->channels // uint32_t
4     * (png_ptr->bit_depth > 8? 2: 1)
5     + 1
6     + (png_ptr->interlaced? 6: 0);
7
8     if (png_ptr->height > UINT_32_MAX/row_factor) {
9         idat_limit = UINT_31_MAX;
10    }
11 }

```

Listing 4: Divide-by-zero bug in *libpng*. Program input undergoes non-trivial transformations to trigger the bug.

6.3.5 Magic Value Identification. AAH007 is a dangling pointer bug in *libpng*, and illustrates how some fuzzer features improve bug-finding ability. To trigger this bug, it is sufficient for a fuzzer to provide a valid input with an eXIF chunk (which is then not marked for release upon object destruction, leading to the dangling pointer). Unlike the AFL-based fuzzers, honggfuzz is able to consistently trigger this bug relatively early in each campaign. We posit that this is due to honggfuzz replacing the `strcmp` function with an instrumented wrapper that incrementally satisfies string magic-value checks.

6.3.6 Semantic Bug Detection. AAH003 (CVE-2015-8472) is a data inconsistency in *libpng*’s API, where two references to the same piece of information (color-map size) can yield different values. Such a semantic bug does not produce observable behavior that violates a known security policy, and it cannot be detected by state-of-the-art sanitizers without a specification of expected behavior. This is evident in our results, as all fuzzers manage to reach this bug very early in each campaign, but it consistently remains undetected.

Semantic bugs are not always benign. Privilege escalation and command injection are two of the most security-critical logic bugs that are still found in modern systems, but they remain difficult to detect with standard sanitization techniques. This observation highlights the shortcomings of current fault detection mechanisms and the need for more fault-oriented bug-finding techniques (e.g., NEZHA [39]).

6.4 Discussion

6.4.1 Existing Benchmarks. Magma allows us to make precise measurements for our selected performance metric: time-to-bug. This enables accurate comparisons between fuzzers across several dimensions: bugs *reached*, *triggered*, and *detected*. Previous work on ground-truth benchmarks, namely LAVA-M, yields only a boolean result for each injected bug: triggered or not triggered. Inference of time-to-bug is not straightforward, as it relies on querying the file system for the creation date of the crashing test cases—a feature not necessarily supported by all file systems. LAVA-M also provides no measure for bugs reached, and it treats all triggered bugs as crashes. It is thus not suitable to evaluate a fuzzer’s fault detection abilities. Google FuzzBench only measures edges covered as a performance metric, dismissing fault-based metrics such as crash counts or bug counts. Edge coverage, however, is only an approximation of control-flow path coverage; relying on it as the only performance metric may result in biased evaluations, as our FAIRFUZZ results highlight.

6.4.2 Ground Truth and Confidence. Ground truth enables us to determine a crash’s root cause. Unlike many existing benchmarks, Magma provides easy access to ground truth information. In particular, ground-truth knowledge is provided for all 118 injected bugs. Orthogonally, a bug’s PoV serves as a witness that demonstrates that a bug is triggerable. If fuzzer *F* does not trigger bug *B* with an existing PoV, then we can state that *fuzzer F fails to trigger bug B*; however, we cannot make this conclusion for bugs where no PoV exists. Importantly, only bugs with PoVs can be used to confidently measure a fuzzer’s performance. Currently, 39% of Magma’s bugs have a PoV. Regardless, bugs without a PoV remain useful: any fuzzer evaluated against Magma can produce a PoV, increasing the benchmark’s utility in the process. Widespread adoption of Magma will increase the percentage of bugs with PoVs.

6.4.3 Beyond Crashes. Although Magma’s instrumentation does not collect information about *detected* bugs—because detection is a characteristic of the fuzzer and not the bug itself—Magma enables the measurement of this metric through a post-processing step (supported by *fatal canaries*, discussed in Section 4.1). In particular, bugs are not restricted to crash-triggering faults. Some bugs result in resource starvation (e.g., unbounded loops or mallocs), privilege escalation, or undesirable outputs. Fuzzer developers acknowledge the need for bug metrics other than crashes: AFL has a hang timeout, and SlowFuzz searches for inputs that trigger worst-case behavior. The exclusion of non-crashing bugs from the evaluation leads to an under-approximation of real bugs. Their inclusion, however, enables better bug detection tools. Evaluating fuzzers based on bugs *reached*, *triggered*, and *detected* allows us to classify fuzzers and compare different approaches along multiple dimensions (e.g., bugs reached

allows an evaluation of the path exploration aspect, bugs triggered and detected allows a distinctive analysis of a fuzzer’s constraint generation and solving component). It also allows us to identify which bug classes continue to evade state-of-the-art sanitization techniques (and to what degree).

6.4.4 Magma as a Lasting Benchmark. Magma leverages software with a long history of security bugs to build an extensible framework with ground truth knowledge. Like most benchmarks, the widespread adoption of Magma defines its utility. Benchmarks provide a common basis through which systems are evaluated and compared. For instance, the community continues to use LAVA-M to evaluate and compare fuzzers, despite the fact that most of its bugs have been found, and that these bugs are of a single, synthetic type. Magma aims to provide an evaluation benchmark that incorporates realistic bugs in real software.

7 CONCLUSIONS

Magma is an open ground-truth fuzzing benchmark that enables accurate and consistent fuzzer evaluation and performance comparison. We designed and implemented Magma to provide researchers with a benchmark containing *real* targets with *real* bugs. Additionally, Magma contains ground-truth bug instrumentation which allows for real-time measurements of a fuzzer’s performance. After carefully selecting targets with a wide variety of applications, and a known history of security-critical bugs, we forward-ported 118 reported bugs and injected instrumentation that serves as ground-truth knowledge.

Magma’s simple design and implementation allows it to be easily improved, updated, and extended, making it ideal for open-source collaborative development and contribution. Current weaknesses will be addressed by increasing adoption: the more fuzzers that are evaluated—ideally by the developers of those fuzzers—the better the metrics are defined and the more accurate the results are. Through repeated evaluations, the reachability and satisfiability of bugs can then be satisfied or disproved through discovered PoVs (or lack thereof). Additionally, Magma is extensible to support approximate bug complexity/depth metrics. Such metrics provide further insight about injected bugs, paving the way for establishing unified performance measures that allow direct comparisons between fuzzers.

We evaluated Magma against six popular open-source mutation-based greybox fuzzers (AFL, AFLFast, AFL++, FAIRFUZZ, MOPT-AFL, and honggfuzz). Our evaluation shows that ground-truth enables accurate measurements of fuzzer performance. Our evaluation provides tangible insight on comparing fuzzers, why crash counts are often misleading, and how randomness affects fuzzer performance. It also brought to light the shortcomings of some existing fault detection methods employed by fuzzers.

Despite best practices, evaluating fuzz testing remains challenging. With the adoption of ground-truth benchmarks like Magma, fuzzer evaluation will become reproducible, allowing researchers to showcase the true contributions of new fuzzing approaches.

REFERENCES

- [1] 2020. The Industrial Age of Hacking. In *29th USENIX Security Symposium (USENIX Security 20)*. USENIX Association, 1129–1146. <https://www.usenix.org/conference/usenixsecurity20/presentation/nosco>

- [2] Kayla Afanador and Cynthia Irvine. 2020. Representativeness in the Benchmark for Vulnerability Analysis Tools (B-VAT). In *13th USENIX Workshop on Cyber Security Experimentation and Test (CSET 20)*. USENIX Association. <https://www.usenix.org/conference/cset20/presentation/afanador>
- [3] Mike Aizatsky, Kostya Serebryany, Oliver Chang, Abhishek Arya, and Meredith Whittaker. 2016. Announcing OSS-Fuzz: Continuous fuzzing for open source software. <https://opensource.googleblog.com/2016/12/announcing-oss-fuzz-continuous-fuzzing.html>. Accessed: 2019-09-09.
- [4] Branden Archer and Darkkey. [n.d.]. radamsa: A Black-box mutational fuzzer. <https://gitlab.com/akihe/radamsa>. Accessed: 2019-09-09.
- [5] Brad Arkin. 2009. Adobe Reader and Acrobat Security Initiative. http://blogs.adobe.com/security/2009/05/adobe_reader_and_acrobat_sec.html. Accessed: 2019-09-09.
- [6] Abhishek Arya and Cris Neckar. 2012. Fuzzing for security. <https://blog.chromium.org/2012/04/fuzzing-for-security.html>. Accessed: 2019-09-09.
- [7] Domagoj Babic, Stefan Bucur, Yaohui Chen, Franjo Ivancic, Tim King, Markus Kusano, Caroline Lemieux, László Szekeres, and Wei Wang. 2019. FUDGE: Fuzz Driver Generation at Scale. In *Proceedings of the 2019 27th ACM Joint Meeting on European Software Engineering Conference and Symposium on the Foundations of Software Engineering*.
- [8] Stephen M. Blackburn, Robin Garner, Chris Hoffmann, Asjad M. Khang, Kathryn S. McKinley, Rotem Bentzur, Amer Diwan, Daniel Feinberg, Daniel Frampton, Samuel Z. Guyer, Martin Hirzel, Antony Hosking, Maria Jump, Han Lee, J. Eliot B. Moss, Aashish Phansalkar, Darko Stefanović, Thomas VanDrunen, Daniel von Dincklage, and Ben Wiedermann. 2006. The DaCapo Benchmarks: Java Benchmarking Development and Analysis. In *Proceedings of the 21st Annual ACM SIGPLAN Conference on Object-Oriented Programming Systems, Languages, and Applications* (Portland, Oregon, USA) (OOPSLA '06). Association for Computing Machinery, New York, NY, USA, 169A–190. <https://doi.org/10.1145/1167473.1167488>
- [9] Tim Blazytko, Moritz Schlögel, Cornelius Aschermann, Ali Abbasi, Joel Frank, Simon Wörner, and Thorsten Holz. 2020. AURORA: Statistical Crash Analysis for Automated Root Cause Explanation. In *29th USENIX Security Symposium (USENIX Security 20)*. USENIX Association, 235–252. <https://www.usenix.org/conference/usenixsecurity20/presentation/blazytko>
- [10] Marcel Böhme, Van-Thuan Pham, and Abhik Roychoudhury. 2016. Coverage-based Greybox Fuzzing As Markov Chain. In *Proceedings of the 2016 ACM SIGSAC Conference on Computer and Communications Security* (Vienna, Austria) (CCS '16). ACM, New York, NY, USA, 1032–1043. <https://doi.org/10.1145/2976749.2978428>
- [11] Brian Caswell. [n.d.]. Cyber Grand Challenge Corpus. <http://www.lungetech.com/cgc-corpus/>.
- [12] P. Chen and H. Chen. 2018. Angora: Efficient Fuzzing by Principled Search. In *2018 IEEE Symposium on Security and Privacy (SP)*. IEEE Computer Society, Los Alamitos, CA, USA, 711–725. <https://doi.org/10.1109/SP.2018.00046>
- [13] N. Coppik, O. Schwahn, and N. Suri. 2019. MemFuzz: Using Memory Accesses to Guide Fuzzing. In *2019 12th IEEE Conference on Software Testing, Validation and Verification (ICST)*. 48–58. <https://doi.org/10.1109/ICST.2019.00015>
- [14] B. Dolan-Gavitt, P. Hulin, E. Kirda, T. Leek, A. Mambretti, W. Robertson, F. Ulrich, and R. Whelan. 2016. LAVA: Large-Scale Automated Vulnerability Addition. In *2016 IEEE Symposium on Security and Privacy (SP)*. 110–121. <https://doi.org/10.1109/SP.2016.15>
- [15] T. Dullien. 2020. Weird Machines, Exploitability, and Provable Unexploitability. *IEEE Transactions on Emerging Topics in Computing* 8, 2 (2020), 391–403.
- [16] Vijay Ganesh, Tim Leek, and Martin C. Rinard. 2009. Taint-based directed whitebox fuzzing. In *31st International Conference on Software Engineering, ICSE 2009, May 16–24, 2009, Vancouver, Canada, Proceedings*. IEEE, 474–484. <https://doi.org/10.1109/ICSE.2009.5070546>
- [17] Patrice Godefroid, Adam Kiezun, and Michael Y. Levin. 2008. Grammar-based whitebox fuzzing. In *Proceedings of the ACM SIGPLAN 2008 Conference on Programming Language Design and Implementation*, Tucson, AZ, USA, June 7–13, 2008, Rajiv Gupta and Saman P. Amarasinghe (Eds.). ACM, 206–215. <https://doi.org/10.1145/1375581.1375607>
- [18] Google. [n.d.]. FuzzBench. <https://google.github.io/fuzzbench/>. Accessed: 2020-05-02.
- [19] Google. [n.d.]. Fuzzer Test Suite. <https://github.com/google/fuzzer-test-suite>. Accessed: 2019-09-06.
- [20] Google. [n.d.]. honggfuzz. <http://honggfuzz.com/>. Accessed: 2019-10-19.
- [21] Gustavo Grieco, Martin Ceresa, and Pablo Buiras. 2016. QuickFuzz: an automatic random fuzzer for common file formats. In *Proceedings of the 9th International Symposium on Haskell, Haskell 2016, Nara, Japan, September 22–23, 2016*, Geoffrey Mainland (Ed.). ACM, 13–20. <https://doi.org/10.1145/2976002.2976017>
- [22] Sumit Gulwani. 2010. Dimensions in Program Synthesis. In *Proceedings of the 12th International ACM SIGPLAN Symposium on Principles and Practice of Declarative Programming* (Hagenberg, Austria) (PPDP '10). Association for Computing Machinery, New York, NY, USA, 13A–24. <https://doi.org/10.1145/1836089.1836091>
- [23] Maurice H. Halstead. 1977. *Elements of Software Science (Operating and Programming Systems Series)*. Elsevier Science Inc., USA.
- [24] John L. Henning. 2000. SPEC CPU2000: Measuring CPU Performance in the New Millennium. *Computer* 33, 7 (July 2000), 28A–35S. <https://doi.org/10.1109/2.869367>
- [25] Marc Heuse, Heiko Eissfeldt, and Dominik Maier. [n.d.]. AFL++. <https://github.com/vanhauser-thc/AFLplusplus/>. Accessed: 2020-02-12.
- [26] Kyriakos K. Ispoglou. 2020. FuzzGen: Automatic Fuzzer Generation. In *Proceedings of the USENIX Conference on Security Symposium*.
- [27] Edward L. Kaplan and Paul Meier. 1958. Nonparametric estimation from incomplete observations. *Journal of the American statistical association* 53, 282 (1958), 457–481.
- [28] V. Kashyap, J. Ruchti, L. Kot, E. Turetsky, R. Swords, S. A. Pan, J. Henry, D. Melski, and E. Schulte. 2019. Automated Customized Bug-Benchmark Generation. In *2019 19th International Working Conference on Source Code Analysis and Manipulation (SCAM)*. 103–114.
- [29] George Klees, Andrew Ruef, Benji Cooper, Shiyi Wei, and Michael Hicks. 2018. Evaluating Fuzz Testing. In *Proceedings of the 2018 ACM SIGSAC Conference on Computer and Communications Security* (Toronto, Canada) (CCS '18). ACM, New York, NY, USA, 2123–2138. <https://doi.org/10.1145/3243734.3243804>
- [30] Caroline Lemieux and Koushik Sen. 2018. FairFuzz: a targeted mutation strategy for increasing greybox fuzz testing coverage. In *Proceedings of the 33rd ACM/IEEE International Conference on Automated Software Engineering, ASE 2018, Montpellier, France, September 3–7, 2018*, Marianne Huchard, Christian Kästner, and Gordon Fraser (Eds.). ACM, 475–485. <https://doi.org/10.1145/3238147.3238176>
- [31] LLVM Foundation. [n.d.]. libFuzzer. <https://llvm.org/docs/LibFuzzer.html>. Accessed: 2019-09-06.
- [32] Shan Lu, Zhenmin Li, Feng Qin, Lin Tan, Pin Zhou, and Yuanyuan Zhou. 2005. Bugbench: Benchmarks for evaluating bug detection tools. In *In Workshop on the Evaluation of Software Defect Detection Tools*.
- [33] Chenyang Lyu, Shouling Ji, Chao Zhang, Yuwei Li, Wei-Han Lee, Yu Song, and Raheem Beyah. 2019. MOPT: Optimized Mutation Scheduling for Fuzzers. In *28th USENIX Security Symposium, USENIX Security 2019, Santa Clara, CA, USA, August 14–16, 2019*, Nadia Heninger and Patrick Traynor (Eds.). USENIX Association, 1949–1966. <https://www.usenix.org/conference/usenixsecurity19/presentation/lyu>
- [34] Valentin J. M. Manès, HyungSeok Han, Choongwoo Han, Sang Kil Cha, Manuel Egele, Edward J. Schwartz, and Maverick Woo. 2019. The Art, Science, and Engineering of Fuzzing: A Survey. *IEEE Transactions on Software Engineering* (2019). <https://doi.org/10.1109/TSE.2019.2946563>
- [35] T. J. McCabe. 1976. A Complexity Measure. *IEEE Trans. Softw. Eng.* 2, 4 (July 1976), 308–320. <https://doi.org/10.1109/TSE.1976.233837>
- [36] MITRE. 2007. Common Weakness Enumeration (CWE). <https://cwe.mitre.org/>.
- [37] Peach Tech. [n.d.]. Peach Fuzzer Platform. <https://www.peach.tech/products/peach-fuzzer/peach-platform/>. Accessed: 2019-09-09.
- [38] H. Peng, Y. Shoshitaishvili, and M. Payer. 2018. T-Fuzz: Fuzzing by Program Transformation. In *2018 IEEE Symposium on Security and Privacy (SP)*. 697–710. <https://doi.org/10.1109/SP.2018.00056>
- [39] T. Petsios, A. Tang, S. Stolfo, A. D. Keromytis, and S. Jana. 2017. NEZHA: Efficient Domain-Independent Differential Testing. In *2017 IEEE Symposium on Security and Privacy (SP)*. 615–632. <https://doi.org/10.1109/SP.2017.27>
- [40] Theofilos Petsios, Jason Zhao, Angelos D. Keromytis, and Suman Jana. 2017. SlowFuzz: Automated Domain-Independent Detection of Algorithmic Complexity Vulnerabilities. In *Proceedings of the 2017 ACM SIGSAC Conference on Computer and Communications Security* (Dallas, Texas, USA) (CCS '17). ACM, New York, NY, USA, 2155–2168. <https://doi.org/10.1145/3133956.3134073>
- [41] Van-Thuan Pham, Marcel Böhme, and Abhik Roychoudhury. 2016. Model-based whitebox fuzzing for program binaries. In *Proceedings of the 31st IEEE/ACM International Conference on Automated Software Engineering, ASE 2016, Singapore, September 3–7, 2016*, David Lo, Sven Apel, and Sarfraz Khurshid (Eds.). ACM, 543–553. <https://doi.org/10.1145/2970276.2970316>
- [42] Sebastian Poeplau and Aurélien Francillon. 2020. Symbolic execution with SymCC: Don't interpret, compile!. In *29th USENIX Security Symposium (USENIX Security 20)*. USENIX Association, 181–198. <https://www.usenix.org/conference/usenixsecurity20/presentation/poeplau>
- [43] Aleksandar Prokopec, Andrea Rosà, David Leopoldseider, Gilles Duboscq, Petr Tůma, Martin Studener, Lubomír Bulej, Yudi Zheng, Alex Villazón, Doug Simon, Thomas Würthinger, and Walter Binder. 2019. Renaissance: Benchmarking Suite for Parallel Applications on the JVM. In *Proceedings of the 40th ACM SIGPLAN Conference on Programming Language Design and Implementation* (Phoenix, AZ, USA) (PLDI 2019). Association for Computing Machinery, New York, NY, USA, 31A–47. <https://doi.org/10.1145/3314221.3314637>
- [44] Tim Rains. 2012. Security Development Lifecycle: A Living Process. <https://www.microsoft.com/security/blog/2012/02/01/security-development-lifecycle-a-living-process/>. Accessed: 2019-09-09.
- [45] Subhajit Roy, Awanish Pandey, Brendan Dolan-Gavitt, and Yu Hu. 2018. Bug Synthesis: Challenging Bug-Finding Tools with Deep Faults. In *Proceedings of the 2018 26th ACM Joint Meeting on European Software Engineering Conference and Symposium on the Foundations of Software Engineering* (Lake Buena Vista,

- FL, USA) (*ESEC/FSE 2018*). Association for Computing Machinery, New York, NY, USA, 224â臒. <https://doi.org/10.1145/3236024.3236084>
- [46] Konstantin Serebryany, Derek Bruening, Alexander Potapenko, and Dmitriy Vyukov. 2012. AddressSanitizer: A Fast Address Sanity Checker. In *2012 USENIX Annual Technical Conference, Boston, MA, USA, June 13-15, 2012*, Gernot Heiser and Wilson C. Hsieh (Eds.). USENIX Association, 309–318. <https://www.usenix.org/conference/atc12/technical-sessions/presentation/serebryany>
- [47] Yan Shoshitaishvili, Ruoyu Wang, Christopher Salls, Nick Stephens, Mario Polino, Audrey Dutcher, John Grosen, Siji Feng, Christophe Hauser, Christopher Kruegel, and Giovanni Vigna. 2016. SoK: (State of) The Art of War: Offensive Techniques in Binary Analysis. In *IEEE Symposium on Security and Privacy*.
- [48] D. Song, J. Lettner, P. Rajasekaran, Y. Na, S. Volckaert, P. Larsen, and M. Franz. 2019. SoK: Sanitizing for Security. In *2019 IEEE Symposium on Security and Privacy (SP)*. 1275–1295. <https://doi.org/10.1109/SP.2019.00010>
- [49] Daan Sprenkels. [n.d.]. LLVM provides no side-channel resistance. <https://dsprenkels.com/cm0v-conversion.html>. Accessed: 2020-02-13.
- [50] Standard Performance Evaluation Corporation. [n.d.]. SPEC Benchmark Suite. <https://www.spec.org/>. Accessed: 2020-02-12.
- [51] Nick Stephens, John Grosen, Christopher Salls, Andrew Dutcher, Ruoyu Wang, Jacopo Corbetta, Yan Shoshitaishvili, Christopher Kruegel, and Giovanni Vigna. 2016. Driller: Augmenting Fuzzing Through Selective Symbolic Execution. In *23rd Annual Network and Distributed System Security Symposium, NDSS 2016, San Diego, California, USA, February 21-24, 2016*. The Internet Society. <http://dx.doi.org/10.14722/ndss.2016.23368>
- [52] J0akim v. Kistowski, Jeremy A. Arnold, Karl Huppler, Klaus-Dieter Lange, John L. Henning, and Paul Cao. 2015. How to Build a Benchmark. In *Proceedings of the 6th ACM/SPEC International Conference on Performance Engineering (Austin, Texas, USA) (ICPE â圫)*. Association for Computing Machinery, New York, NY, USA, 333â臔. <https://doi.org/10.1145/2668930.2688819>
- [53] Jonas Benedict Wagner. 2017. Elastic Program Transformations Automatically Optimizing the Reliability/Performance Trade-off in Systems Software. (2017), 149. <https://doi.org/10.5075/epfl-thesis-7745>
- [54] Junjie Wang, Bihuan Chen, Lei Wei, and Yang Liu. 2017. Skyfire: Data-Driven Seed Generation for Fuzzing. In *2017 IEEE Symposium on Security and Privacy, SP 2017, San Jose, CA, USA, May 22-26, 2017*. IEEE Computer Society, 579–594. <https://doi.org/10.1109/SP.2017.23>
- [55] Junjie Wang, Bihuan Chen, Lei Wei, and Yang Liu. 2019. Superior: grammar-aware greybox fuzzing. In *Proceedings of the 41st International Conference on Software Engineering, ICSE 2019, Montreal, QC, Canada, May 25-31, 2019*, Joanne M. Atlee, Tefik Bultan, and Jon Whittle (Eds.). IEEE / ACM, 724–735. <https://doi.org/10.1109/ICSE.2019.00081>
- [56] Maverick Woo, Sang Kil Cha, Samantha Gottlieb, and David Brumley. 2013. Scheduling black-box mutational fuzzing. In *2013 ACM SIGSAC Conference on Computer and Communications Security, CCS’13, Berlin, Germany, November 4-8, 2013*, Ahmad-Reza Sadeghi, Virgil D. Gligor, and Moti Yung (Eds.). ACM, 511–522. <https://doi.org/10.1145/2508859.2516736>
- [57] Insu Yun, Sangho Lee, Meng Xu, Yeongjin Jang, and Taesoo Kim. 2018. QSYM: A Practical Concolic Execution Engine Tailored for Hybrid Fuzzing. In *Proceedings of the 27th USENIX Conference on Security Symposium (Baltimore, MD, USA) (SEC’18)*. USENIX Association, Berkeley, CA, USA, 745–761. <http://dl.acm.org/citation.cfm?id=3277203.3277260>
- [58] Michal Zalewski. [n.d.]. American Fuzzy Lop (AFL) Technical Whitepaper. http://lcamtuf.coredump.cx/afl/technical_details.txt. Accessed: 2019-09-06.

A BUGS AND REPORTS

Table A1: The bugs injected into Magma, and the original bug reports. Of the 118 bugs, 78 bugs (66 %) have a scope measure of one. Although most single-scope bugs can be ported with an automatic technique, relying on such a technique would produce fewer and lower-quality canaries.

Bug ID	Report	Class	PoV	Scopes
AAH001	CVE-2018-13785	Integer overflow, divide by zero	✓	1
AAH002	CVE-2019-7317	Use-after-free	✓	4
AAH003	CVE-2015-8472	API inconsistency	✓	2
AAH004	CVE-2015-0973	Integer overflow	✗	1
AAH005	CVE-2014-9495	Integer overflow, Buffer overflow	✓	1
AAH007	(Unspecified)	Memory leak	✓	2
AAH008	CVE-2013-6954	0-pointer dereference	✓	2
AAH009	CVE-2016-9535	Heap buffer overflow	✓	1
AAH010	CVE-2016-5314	Heap buffer overflow	✓	1
AAH011	CVE-2016-10266	Divide by zero	✗	2
AAH012	CVE-2016-10267	Divide by zero	✗	1
AAH013	CVE-2016-10269	OOB read	✓	1
AAH014	CVE-2016-10269	OOB read	✓	1
AAH015	CVE-2016-10270	OOB read	✓	4
AAH016	CVE-2015-8784	Heap buffer overflow	✓	1
AAH017	CVE-2019-7663	0-pointer dereference	✓	1
AAH018	CVE-2018-8905	Heap buffer underflow	✓	1
AAH019	CVE-2018-7456	OOB read	✗	1
AAH020	CVE-2016-3658	Heap buffer overflow	✓	2
AAH021	CVE-2018-18557	OOB write	✗	2
AAH022	CVE-2017-11613	Resource Exhaustion	✓	2
AAH024	CVE-2017-9047	Stack buffer overflow	✓	2
AAH025	CVE-2017-0663	Type confusion	✓	1
AAH026	CVE-2017-7375	XML external entity	✓	1
AAH027	CVE-2018-14567	Resource exhaustion	✗	1
AAH028	CVE-2017-5130	Integer overflow, heap corruption	✗	1
AAH029	CVE-2017-9048	Stack buffer overflow	✗	2
AAH030	CVE-2017-8872	OOB read	✗	2
AAH031	ISSUE #58 (gitlab)	OOB read	✗	1
AAH032	CVE-2015-8317	OOB read	✓	2
AAH033	CVE-2016-4449	XML external entity	✗	1
AAH034	CVE-2016-1834	Heap buffer overflow	✗	2
AAH035	CVE-2016-1836	Use-after-free	✗	2
AAH036	CVE-2016-1837	Use-after-free	✗	1
AAH037	CVE-2016-1838	Heap buffer overread	✓	2
AAH038	CVE-2016-1839	Stack buffer overread	✗	1
AAH039	BUG 758518	Heap buffer overread	✗	1
AAH040	CVE-2016-1840	Heap buffer overflow	✗	1
AAH041	CVE-2016-1762	Heap buffer overread	✓	1
AAH042	CVE-2019-14494	Divide-by-zero	✓	1
AAH043	CVE-2019-9959	Resource exhaustion (memory)	✓	1
AAH045	CVE-2017-9865	Stack buffer overflow	✓	4
AAH046	CVE-2019-10873	0-pointer dereference	✓	2
AAH047	CVE-2019-12293	Heap buffer overread	✓	1
AAH048	CVE-2019-10872	Heap buffer overflow	✓	3
AAH049	CVE-2019-9200	Heap buffer underwrite	✓	1
AAH050	Bug #106061	Divide-by-zero	✓	1
AAH051	ossfuzz/8499	Integer overflow	✓	1
AAH052	Bug #101366	0-pointer dereference	✓	1
JCH201	CVE-2019-7310	Heap buffer overflow	✓	1
JCH202	CVE-2018-21009	Integer overflow	✗	1
JCH203	CVE-2018-20650	Type confusion	✗	2
JCH204	CVE-2018-20481	0-pointer dereference	✗	1
JCH206	CVE-2018-19058	Type confusion	✗	2
JCH207	CVE-2018-13988	OOB read	✓	1
JCH208	CVE-2019-12360	Stack buffer overflow	✗	1
JCH209	CVE-2018-10768	0-pointer dereference	✗	1
JCH210	CVE-2017-9776	Integer overflow	✗	1
JCH211	CVE-2017-18267	Resource exhaustion (CPU)	✗	1
JCH212	CVE-2017-14617	Divide-by-zero	✓	1
JCH214	CVE-2019-12493	Stack buffer overread	✗	3

Bug ID	Report	Class	PoV	Scopes
AAH054	CVE-2016-2842	OOB write	✗	5
AAH055	CVE-2016-2108	OOB read	✓	5
AAH056	CVE-2016-6309	Use-after-free	✓	1
AAH057	CVE-2016-2109	Resource exhaustion (memory)	✗	2
AAH058	CVE-2016-2176	Stack buffer overread	✗	2
AAH059	CVE-2016-6304	Resource exhaustion (memory)	✗	3
MAE100	CVE-2016-2105	Integer overflow	✗	1
MAE102	CVE-2016-6303	Integer overflow	✗	1
MAE103	CVE-2017-3730	0-pointer dereference	✗	1
MAE104	CVE-2017-3735	OOB read	✓	1
MAE105	CVE-2016-0797	Integer overflow	✗	2
MAE106	CVE-2015-1790	0-pointer dereference	✗	2
MAE107	CVE-2015-0288	0-pointer dereference	✗	1
MAE108	CVE-2015-0208	0-pointer dereference	✗	1
MAE109	CVE-2015-0286	Type confusion	✗	1
MAE110	CVE-2015-0289	0-pointer dereference	✗	1
MAE111	CVE-2015-1788	Resource exhaustion (CPU)	✗	1
MAE112	CVE-2016-7052	0-pointer dereference	✗	1
MAE113	CVE-2016-6308	Resource exhaustion (memory)	✗	2
MAE114	CVE-2016-6305	Resource exhaustion (CPU)	✗	1
MAE115	CVE-2016-6302	OOB read	✓	1
JCH214	CVE-2019-9936	Heap buffer overflow	✗	1
JCH215	CVE-2019-20218	Stack buffer overread	✓	1
JCH216	CVE-2019-19923	0-pointer dereference	✗	1
JCH217	CVE-2019-19959	OOB read	✗	1
JCH218	CVE-2019-19925	0-pointer dereference	✗	1
JCH219	CVE-2019-19244	OOB read	✗	2
JCH220	CVE-2018-8740	0-pointer dereference	✗	1
JCH221	CVE-2017-15286	0-pointer dereference	✗	1
JCH222	CVE-2017-2520	Heap buffer overflow	✗	2
JCH223	CVE-2017-2518	Use-after-free	✗	1
JCH225	CVE-2017-10989	Heap buffer overflow	✗	1
JCH226	CVE-2019-19646	Logical error	✓	2
JCH227	CVE-2013-7443	Heap buffer overflow	✗	1
JCH228	CVE-2019-19926	Logical error	✓	1
JCH229	CVE-2019-19317	Resource exhaustion (memory)	✗	1
JCH230	CVE-2015-3415	Double-free	✗	1
JCH231	CVE-2020-9327	0-pointer dereference	✗	3
JCH232	CVE-2015-3414	Uninitialized memory access	✓	1
JCH233	CVE-2015-3416	Stack buffer overflow	✗	1
JCH234	CVE-2019-19880	0-pointer dereference	✗	1
MAE002	CVE-2019-9021	Heap buffer overread	✗	1
MAE004	CVE-2019-9641	Uninitialized memory access	✗	1
MAE006	CVE-2019-11041	OOB read	✗	1
MAE008	CVE-2019-11034	OOB read	✓	1
MAE009	CVE-2019-11039	OOB read	✗	1
MAE010	CVE-2019-11040	Heap buffer overflow	✗	1
MAE011	CVE-2018-20783	OOB read	✗	3
MAE012	CVE-2019-9022	OOB read	✗	2
MAE014	CVE-2019-9638	Uninitialized memory access	✓	1
MAE015	CVE-2019-9640	OOB read	✗	2
MAE016	CVE-2018-14883	Heap buffer overread	✗	2
MAE017	CVE-2018-7584	Stack buffer underread	✗	1
MAE018	CVE-2017-11362	Stack buffer overflow	✗	1
MAE019	CVE-2014-9912	OOB write	✗	1
MAE020	CVE-2016-10159	Integer overflow	✗	2
MAE021	CVE-2016-7414	OOB read	✗	2

Table A2: Mean bug survival times—both Reached and Triggered—in seconds, minutes, and hours. Bugs are sorted by “difficulty” (mean times). The best performing fuzzer is highlighted in green (ties are not included).

Bug ID	hfuzz		afl		moptafl		allfast		afl++		fairfuzz		Mean	
	R	T	R	T	R	T	R	T	R	T	R	T	R	T
AAH003	10.00s	11.00s	5.00s	10.00s	5.00s	10.00s	5.00s	10.00s	5.00s	10.00s	5.00s	10.00s	5.83s	10.17s
AAH037	10.00s	10.00s	5.00s	15.00s	5.00s	16.00s	5.00s	15.00s	5.00s	38.50s	5.00s	15.00s	5.83s	18.25s
AAH041	10.00s	10.00s	10.00s	15.00s	10.00s	16.00s	10.00s	15.00s	10.00s	38.50s	10.00s	15.00s	10.00s	18.25s
JCH207	5.00s	4.42m	5.00s	2.05m	5.00s	2.93m	5.00s	1.60m	5.00s	1.43m	5.00s	1.42m	5.00s	2.31m
AAH056	10.00s	19.38m	10.00s	17.17m	10.00s	14.58m	10.00s	20.86m	10.00s	15.42m	10.00s	11.53m	10.00s	16.49m
MAE016	5.00s	10.00s	5.00s	3.97m	5.00s	4.42m	5.00s	4.93m	5.00s	5.97m	5.00s	2.21h	5.00s	25.38m
MAE008	10.00s	9.73h	10.00s	1.14m	10.00s	1.55m	10.00s	1.54m	10.00s	1.88m	10.00s	12.08h	10.00s	3.65h
AAH015	25.50s	2.83m	15.00m	6.01h	15.43m	5.28h	15.24m	2.80h	14.80m	8.40h	15.54m	46.22m	12.74m	3.88h
MAE014	10.00s	4.11h	10.00s	5.58m	10.00s	8.18m	10.00s	8.28m	10.00s	9.27m	10.00s	21.83h	10.00s	4.41h
AAH052	15.00s	38.27m	10.00s	3.94h	10.00s	2.18h	10.00s	10.56h	10.00s	2.06m	10.00s	14.38h	10.83s	5.29h
AAH032	5.00s	4.28m	10.00s	14.45h	10.00s	24.00h	10.00s	34.19m	10.00s	3.44h	10.00s	9.67h	9.17s	8.70h
JCH215	15.00s	40.97m	2.37h	15.67h	14.63m	10.74h	48.87m	11.51h	1.49h	7.02h	3.23h	9.86h	1.36h	9.25h
AAH020	5.00s	5.65h	5.00s	13.89h	5.00s	14.88h	5.00s	10.11h	5.00s	24.00h	5.00s	3.12h	5.00s	11.94h
AAH022	26.00s	1.66h	15.00m	15.70h	15.43m	18.12h	15.24m	9.01h	14.80m	23.19h	15.54m	14.04h	12.74m	13.62h
JCH232	43.86m	1.66h	19.82h	19.82h	17.94h	17.94h	14.93h	17.21h	13.71h	17.05h	6.23h	10.31h	12.23h	14.00h
AAH055	10.00s	40.23m	10.00s	13.61h	10.00s	23.66h	10.00s	18.58h	10.00s	17.13h	10.00s	17.26h	10.00s	15.15h
AAH017	22.32h	22.32h	19.84h	19.84h	12.88h	12.88h	8.67h	9.20h	22.09h	22.09h	5.92h	5.92h	15.29h	15.38h
JCH201	10.00s	24.00h	10.00s	16.82h	10.00s	12.54h	10.00s	12.98h	10.00s	14.89h	10.00s	14.02h	10.00s	15.88h
AAH008	10.00s	3.65h	10.00s	19.44h	10.00s	24.00h	10.00s	19.66h	10.00s	22.40h	10.00s	15.28h	10.00s	17.40h
AAH014	24.00h	24.00h	6.34h	6.34h	17.47h	17.47h	24.00h	24.00h	24.00h	24.00h	18.46h	18.46h	19.04h	19.04h
AAH007	5.00s	57.00s	10.00s	24.00h	10.00s	24.00h	10.00s	24.00h	10.00s	24.00h	10.00s	24.00h	9.17s	20.00h
AAH045	13.50s	1.13h	15.00s	24.00h	15.00s	24.00h	15.00s	24.00h	15.00s	24.00h	15.00s	24.00h	14.75s	20.19h
AAH013	4.05h	4.05h	24.00h	24.00h	24.00h	24.00h	24.00h	24.00h	24.00h	24.00h	24.00h	24.00h	20.67h	20.67h
MAE115	10.00s	20.96h	10.00s	21.32h	10.00s	18.11h	10.00s	23.33h	10.00s	18.70h	10.00s	21.97h	10.00s	20.73h
AAH026	10.00s	7.00h	10.00s	24.00h	10.00s	24.00h	10.00s	24.00h	10.00s	24.00h	10.00s	24.00h	10.00s	21.17h
AAH024	15.00s	9.27h	10.00s	24.00h	10.00s	24.00h	10.00s	24.00h	10.00s	24.00h	10.00s	24.00h	10.83s	21.55h
JCH226	4.09h	10.93h	24.00h	24.00h	24.00h	24.00h	24.00h	24.00h	24.00h	24.00h	24.00h	24.00h	20.68h	21.82h
JCH228	2.47h	20.05h	22.57h	22.60h	17.14h	19.87h	24.00h	24.00h	15.00h	20.85h	18.78h	24.00h	16.66h	21.90h
MAE104	10.00s	24.00h	10.00s	21.81h	10.00s	24.00h	10.00s	17.60h	10.00s	20.08h	10.00s	24.00h	10.00s	21.91h
AAH001	10.00s	17.70h	10.00s	22.60h	10.00s	24.00h	10.00s	24.00h	10.00s	24.00h	10.00s	24.00h	10.00s	22.72h
JCH212	15.00s	20.42h	15.00s	24.00h	15.00s	24.00h	15.00s	24.00h	15.00s	24.00h	15.00s	24.00h	15.00s	23.40h
AAH053	35.00s	21.80h	30.00s	24.00h	29.50s	24.00h	29.50s	24.00h	27.50s	24.00h	26.00s	24.00h	29.58s	23.63h
AAH025	22.48h	22.48h	24.00h	24.00h	24.00h	24.00h	24.00h	24.00h	24.00h	24.00h	24.00h	24.00h	23.75h	23.75h
AAH048	10.00s	22.72h	15.00s	24.00h	10.00s	24.00h	10.50s	24.00h	12.00s	24.00h	10.00s	24.00h	11.25s	23.79h
AAH050	16.80h	23.71h	24.00h	24.00h	20.00s	24.00h	20.00s	24.00h	25.00s	24.00h	20.00s	24.00h	6.80h	23.95h
AAH016	24.00h	24.00h	24.00h	24.00h	24.00h	24.00h	24.00h	24.00h	24.00h	24.00h	23.88h	23.88h	23.98h	23.98h
AAH054	5.00s	24.00h	5.00s	24.00h	5.00s	24.00h	5.00s	24.00h	5.00s	24.00h	5.00s	24.00h	5.00s	24.00h
JCH202	10.00s	24.00h	10.00s	24.00h	10.00s	24.00h	10.00s	24.00h	10.00s	24.00h	10.00s	24.00h	10.00s	24.00h

Table A2: Mean bug survival times (cont.). None of these bugs were triggered by the six evaluated fuzzers.

Bug ID	hfuzz		afl		moptafl		aflfast		afl++		fairfuzz		Mean	
	R	T	R	T	R	T	R	T	R	T	R	T	R	T
AAH005	10.00s	24.00h	10.00s	24.00h	10.00s	24.00h	10.00s	24.00h	10.00s	24.00h	10.00s	24.00h	10.00s	24.00h
AAH004	10.00s	24.00h	10.00s	24.00h	10.00s	24.00h	10.00s	24.00h	10.00s	24.00h	10.00s	24.00h	10.00s	24.00h
AAH011	10.00s	24.00h	10.00s	24.00h	10.00s	24.00h	10.00s	24.00h	10.00s	24.00h	10.00s	24.00h	10.00s	24.00h
MAE006	10.00s	24.00h	10.00s	24.00h	10.00s	24.00h	10.00s	24.00h	10.00s	24.00h	10.00s	24.00h	10.00s	24.00h
MAE004	10.00s	24.00h	10.00s	24.00h	10.00s	24.00h	10.00s	24.00h	10.00s	24.00h	10.00s	24.00h	10.00s	24.00h
MAE114	10.00s	24.00h	10.00s	24.00h	10.00s	24.00h	10.00s	24.00h	10.00s	24.00h	10.00s	24.00h	10.00s	24.00h
MAE105	10.00s	24.00h	10.00s	24.00h	10.00s	24.00h	10.00s	24.00h	10.00s	24.00h	10.00s	24.00h	10.00s	24.00h
MAE111	10.00s	24.00h	10.00s	24.00h	10.50s	24.00h	10.00s	24.00h	10.00s	24.00h	10.00s	24.00h	10.08s	24.00h
AAH034	10.00s	24.00h	10.00s	24.00h	10.00s	24.00h	10.00s	24.00h	11.50s	24.00h	10.00s	24.00h	10.25s	24.00h
AAH029	15.00s	24.00h	10.00s	24.00h	10.00s	24.00h	10.00s	24.00h	10.00s	24.00h	10.00s	24.00h	10.83s	24.00h
AAH035	10.00s	24.00h	10.00s	24.00h	10.00s	24.00h	10.00s	24.00h	20.00s	24.00h	10.00s	24.00h	11.67s	24.00h
AAH059	10.00s	24.00h	15.00s	24.00h	15.00s	24.00h	15.00s	24.00h	10.00s	24.00h	10.00s	24.00h	12.50s	24.00h
JCH204	23.50s	24.00h	15.00s	24.00h	15.00s	24.00h	15.00s	24.00h	10.00s	24.00h	10.00s	24.00h	14.75s	24.00h
AAH049	15.00s	24.00h	15.00s	24.00h	15.00s	24.00h	15.00s	24.00h	15.00s	24.00h	15.00s	24.00h	15.00s	24.00h
AAH031	15.00s	24.00h	15.00s	24.00h	15.00s	24.00h	15.00s	24.00h	34.50s	24.00h	15.00s	24.00h	18.25s	24.00h
MAE103	28.00s	24.00h	27.50s	24.00h	25.00s	24.00h	25.00s	24.00h	20.00s	24.00h	20.00s	24.00h	24.25s	24.00h
JCH210	24.50s	24.00h	30.00s	24.00h	25.00s	24.00h	25.00s	24.00h	28.00s	24.00h	25.00s	24.00h	26.25s	24.00h
JCH214	1.00m	24.00h	31.00s	24.00h	26.00s	24.00h	26.50s	24.00h	31.00s	24.00h	25.00s	24.00h	33.25s	24.00h
AAH042	25.00s	24.00h	43.50s	24.00h	34.50s	24.00h	34.50s	24.00h	33.50s	24.00h	33.50s	24.00h	34.08s	24.00h
AAH051	30.50s	24.00h	19.32m	24.00h	12.72m	24.00h	14.16m	24.00h	11.91m	24.00h	12.32m	24.00h	11.82m	24.00h
JCH220	11.50s	24.00h	2.09h	24.00h	7.30h	24.00h	54.77m	24.00h	1.43h	24.00h	3.12h	24.00h	2.48h	24.00h
JCH229	16.00s	24.00h	2.80h	24.00h	7.44h	24.00h	1.07h	24.00h	1.68h	24.00h	3.23h	24.00h	2.70h	24.00h
AAH047	16.80h	24.00h	25.00s	24.00h	20.00s	24.00h	20.00s	24.00h	20.00s	24.00h	20.00s	24.00h	2.81h	24.00h
AAH043	16.80h	24.00h	25.00s	24.00h	20.00s	24.00h	20.00s	24.00h	20.00s	24.00h	20.00s	24.00h	2.81h	24.00h
JCH230	22.50s	24.00h	3.31h	24.00h	8.88h	24.00h	1.36h	24.00h	2.62h	24.00h	3.56h	24.00h	3.29h	24.00h
JCH223	30.50s	24.00h	3.89h	24.00h	8.34h	24.00h	1.33h	24.00h	2.59h	24.00h	4.03h	24.00h	3.36h	24.00h
JCH231	36.00s	24.00h	3.96h	24.00h	8.35h	24.00h	1.41h	24.00h	3.24h	24.00h	4.05h	24.00h	3.50h	24.00h
JCH233	12.02m	24.00h	3.87h	24.00h	8.98h	24.00h	1.98h	24.00h	3.31h	24.00h	3.59h	24.00h	3.66h	24.00h
AAH018	1.12h	24.00h	12.45h	24.00h	12.68h	24.00h	7.71h	24.00h	24.00h	24.00h	4.03h	24.00h	10.33h	24.00h
JCH222	21.97m	24.00h	15.17h	24.00h	24.00h	24.00h	13.39h	24.00h	16.31h	24.00h	18.87h	24.00h	14.68h	24.00h
AAH010	24.00h	24.00h	6.34h	24.00h	17.47h	24.00h	24.00h	24.00h	24.00h	24.00h	23.85h	24.00h	19.94h	24.00h
AAH009	23.46h	24.00h	24.00h	24.00h	24.00h	24.00h	21.70h	24.00h	24.00h	24.00h	17.62h	24.00h	22.46h	24.00h
JCH227	20.58h	24.00h	24.00h	24.00h	24.00h	24.00h	24.00h	24.00h	24.00h	24.00h	24.00h	24.00h	23.43h	24.00h
JCH219	23.22h	24.00h	24.00h	24.00h	24.00h	24.00h	23.79h	24.00h	24.00h	24.00h	24.00h	24.00h	23.83h	24.00h