arXiv:2009.01027v1 [cs.LG] 2 Sep 2020

DARTS-: ROBUSTLY STEPPING OUT OF PERFORMANCE COLLAPSE WITHOUT INDICATORS

Xiangxiang Chu[1], **Xiaoxing Wang**[2,*], **Bo Zhang**[3], **Shun Lu**[4*], **Xiaolin Wei**[1], **Junchi Yan**[2†]
[1]Meituan Vision, [2]Shanghai Jiao Tong University,
[3]Xiaomi AI Lab, [4]University of Chinese Academy of Sciences
{chuxiangxiang,weixiaolin02}@meituan.com
{figure1_wxx,yanjunchi}@sjtu.edu.cn
zhangbo11@xiaomi.com, lushun19@mails.ucas.ac.cn

ABSTRACT

Despite the fast development of differentiable architecture search (DARTS), it suffers from a standing instability issue regarding searching performance, which extremely limits its application. Existing robustifying methods draw clues from the outcome instead of finding out the causing factor. Various indicators such as Hessian eigenvalues are proposed as a signal of performance collapse, and the searching should be stopped once an indicator reaches a preset threshold. However, these methods tend to easily reject good architectures if thresholds are inappropriately set, let alone the searching is intrinsically noisy. In this paper, we undertake a more subtle and direct approach to resolve the collapse. We first demonstrate that skip connections with a learnable architectural coefficient can easily recover from a disadvantageous state and become dominant. We conjecture that skip connections profit too much from this privilege, hence causing the collapse for the derived model. Therefore, we propose to factor out this benefit with an auxiliary skip connection, ensuring a fairer competition for all operations. Extensive experiments on various datasets verify that our approach can substantially improve the robustness of DARTS. Our code will be open-sourced soon.

1 INTRODUCTION

Recent studies (Zela et al., 2020; Liang et al., 2019; Chu et al., 2020c) have shown that one critical issue for differentiable architecture search (Liu et al., 2019b) refers to the performance collapse due to superfluous skip connections. Accordingly, some empirical indicators for detecting the occurrence of collapse have been studied. R-DARTS (Zela et al., 2020) shows that the loss landscape has more curvature (characterized by higher Hessian eigenvalues w.r.t. architectural weights) when the searched architecture generalizes poorly. By regularizing for a lower Hessian eigenvalue, (Zela et al., 2020; Chen & Hsieh, 2020) attempt to stabilize the search process. Meanwhile, by directly constraining the number of skip connections to a fixed number (typically 2), the collapse issue becomes less pronounced (Chen et al., 2019b; Liang et al., 2019). These indicator-based approaches have several main drawbacks. Firstly, the robustness relies heavily on the quality of the indicator. An imprecise indicator either inevitably accepts poor models or mistakenly reject good ones. Secondly, indicators impose strong priors by directly manipulating the inferred model, which is somewhat suspicious, akin to touching the test set. Thirdly, extra computing cost (Zela et al., 2020) or careful tuning of hyper-parameters (Chen et al., 2019b; Liang et al., 2019) are required. Therefore, it's natural to ask the following questions:

- Can we resolve the collapse without handcrafted indicators and restrictions to interfere the searching or discretization procedure?
- Is it possible to achieve robust DARTS without tuning extra hyper-parameters?

*Work done as an intern at Meituan Inc.
†Correspondent Author.

To answer the above questions, we propose an effective and efficient approach to stabilize DARTS. Our contributions can be concluded as follows:

New Paradigm to Stabilize DARTS. While empirically observing that current indicators (Zela et al., 2020; Chen & Hsieh, 2020) can avoid performance collapse at the cost of low exploration ability, we propose a novel indicator-free approach to stabilize DARTS, referred to as *DARTS-*[1], by involving an auxiliary skip connection to remove the unfaire advantage (Chu et al., 2020c) in the search phase.

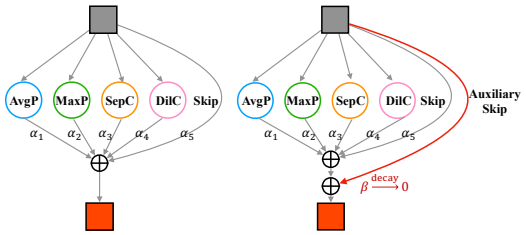

(a) DARTS (b) DARTS-

Figure 1: Schematic illustration about (a) DARTS and (b) the proposed DARTS-, featuring an auxiliary skip connection (thick red line) with a decay rate β between each two nodes to remove the potential unfair advantage that leads to performance collapse.

Strong Robustness and Stabilization. We conduct thorough experiments on **7** search spaces and 3 datasets to demonstrate the effectiveness of our method. Specifically, our approach robustly obtains state-of-the-art results on 4 search space with $3\times$ fewer search cost than R-DARTS (Zela et al., 2020), which requires four independent runs to report the final performance.

Seamless Plug-in Combination with DARTS Variants. We conduct experiments to demonstrate that our approach can work together seamlessly with other orthogonal DARTS variants by removing their handcrafted indicators without extra overhead. In particular, our approach is able to improve 0.8% accuracy for P-DARTS, and 0.25% accuracy for PC-DARTS on CIFAR-10 dataset.

2 Related Work

Neural architecture search and DARTS variants. Over the years, researchers have sought to automatically discover neural architectures for various deep learning tasks to relieve humans from the tedious effort, ranging from image classification, objection detection, image segmentation to image super-resolution (Zoph et al., 2018; Ghiasi et al., 2019; Liu et al., 2019a; Chu et al., 2020a) etc. Among many proposed approaches, Differentiable Architecture Search (DARTS) (Liu et al., 2019b) features weight-sharing and resolves the searching problem via gradient descent, which is very efficient and easy to generalize. We give a short description of DARTS in A.1. Since then, many subsequent works have been dedicated to accelerating the process (Dong & Yang, 2019b), reducing memory cost (Xu et al., 2020), or fostering its ability such as hardware-awareness (Cai et al., 2019; Wu et al., 2019), finer granularity (Mei et al., 2020) and so on. However, regardless of these endeavors, a fundamental issue of DARTS on its searching performance collapse remains not properly solved, which can extremely affect the application of DARTS.

Robustifying DARTS. As DARTS (Liu et al., 2019b) is known to be unstable as a result of performance collapse (Chu et al., 2020c), some recent works have devoted to resolving it by either designing indicators like Hessian eigenvalues for the collapse (Zela et al., 2020) or adding perturbations to regularize such an indicator (Chen & Hsieh, 2020). Both methods rely heavily on the indicator's accurateness, i.e., to what extent does the indicator correlate with the performance collapse? Other methods like Progressive DARTS (Chen et al., 2019b) and DARTS+ (Liang et al., 2019) employ a strong human prior, i.e., limiting the number of skip-connections within a cell to be a fixed value. Fair DARTS (Chu et al., 2020c) argues the collapse results from the unfair advantage in an exclusive competitive environment, where skip connections overly benefit from it, hence causing an aggregation. To suppress such an advantage from overshooting, they convert the competition into collaboration where each operation is independent of others. It is however an indirect approach. SGAS (Li et al., 2020), instead, circumvents the problem with a greedy strategy where the unfair advantage can be prevented from taking effect. Nevertheless, potentially good operations might be pruned out too early because of greedy underestimation.

[1] We name it so as we undertake an inward way, as opposed to those outward ones who design new indicators, add extra cost and introduce new hyper-parameters.

3 DARTS-

3.1 MOTIVATION

We start from the detailed analysis of the role of skip connections. Skip connections were proposed to construct a residual block in ResNet (He et al., 2016), which can significantly improve training stability. It is even possible to deepen the network up to hundreds of layers without accuracy degradation by simply stacking up the residual blocks. In contrast, stacking the plain blocks of VGG suffers the degradation problem when the network gets deeper. Multiple works (Ren et al., 2015; Wei et al., 2017; Tai et al., 2017; Li et al., 2018b) also empirically demonstrate that deep residual network can achieve better performance on various tasks.

From the perspective of gradient flow, skip connection is able to alleviate the gradient vanishing problem. Given a stack of n residual blocks, the output of the $(i+1)^{\text{th}}$ residual block X_{i+1} can be computed as $X_{i+1} = f_{i+1}(X_i, W_{i+1}) + X_i$, where f_{i+1} denotes operations of the $(i+1)^{\text{th}}$ residual block with weights W_{i+1}. Suppose the loss function of the model is $\mathcal{L}$, and the gradient of X_i can be obtained as follows ($\mathbb{1}$ denotes a tensor whose items are all ones):

$$\frac{\partial \mathcal{L}}{\partial X_i} = \frac{\partial \mathcal{L}}{\partial X_{i+1}} \cdot \left(\frac{\partial f_{i+1}}{\partial X_i} + \mathbb{1} \right) = \frac{\partial \mathcal{L}}{\partial X_{i+j}} \cdot \prod_{k=1}^{j} \left(\frac{\partial f_{i+k}}{\partial X_{i+k-1}} + \mathbb{1} \right) \tag{1}$$

We observe that the gradient of shallow layers always includes the gradient of deep layers, which mitigates the gradient vanishing of W_i. Formally we have,

$$\frac{\partial \mathcal{L}}{\partial W_i} = \frac{\partial \mathcal{L}}{\partial X_{i+j}} \cdot \prod_{k=1}^{j} \left(\frac{\partial f_{i+k}}{\partial X_{i+k-1}} + \mathbb{1} \right) \cdot \frac{\partial f_i}{\partial W_i} \tag{2}$$

To analyze how skip connect affects the performance of residual networks, we introduce a trainable coefficient β on all skip connections in ResNet. Therefore, the gradient of X_i is converted to:

$$\frac{\partial \mathcal{L}}{\partial X_i} = \frac{\partial \mathcal{L}}{\partial X_{i+1}} \cdot \left(\frac{\partial f_{i+1}}{\partial X_i} + \beta \right) \tag{3}$$

Once $\beta < 1$, gradients of deep layers gradually vanish during the back-propagation (BP) towards shallow layers. Here β controls the memory of gradients in BP to stabilize the training procedure.

We conduct a confirmatory experiment on ResNet50 and show the result in Fig 2. By initializing β with $\{0, 0.5, 1.0\}$, we can visualize the tendency of β along with training epochs. We observe that β converges towards 1 after 40 epochs no matter the initialization, which demonstrates that the residual structure learns to push β to a rather large value to alleviate gradient vanishing.

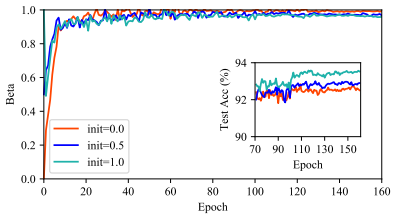

Figure 2: Tendency of trainable coefficient β (initialized with {0, 0.5, 1}) of the skip connection in ResNet50 and test accuracy (inset figure) vs. epochs. The residual structure is proved to learn a large β to ease training in all three cases. All models are trained and tested on CIFAR-10.

Similarly, DARTS (Liu et al., 2019b) utilizes a trainable parameter β_{skip} to denote the importance of skip connection. However, In the search stage, β_{skip} can generally increase and dominate the architecture parameters, and finally leads to performance collapse. We analyze that a large β_{skip} in DARTS could result from two aspects: On the one hand, as the supernet automatically learns to alleviate gradient vanishing, it pushes β_{skip} to a proper large value; On the other hand, the skip connection is indeed an important connection for the target network, which should be selected in the discretization stage. As a consequence, the skip connection in DARTS plays two-fold roles: as an auxiliary connection to stabilize the supernet training, and as a candidate operation to build the final network. Inspired by the above observation and analysis, we propose to stabilize the search process by distinguishing the two roles of skip connection and handling the issue of gradient flow.

3.2 STEPPING OUT OF THE PERFORMANCE COLLAPSE

To distinguish the two roles, we introduce an auxiliary skip connection between every two nodes in a cell, see Fig. 1 (b). On the one hand, the fixed auxiliary skip connection carries the function of stabilizing the supernet training, even when β_{skip} is rather small. On the other hand, it also breaks the unfair advantage (Chu et al., 2020c) as the advantageous contribution from the residual block is factored out. Consequently, the learned architectural parameter β_{skip} can be freed from the role of controlling the memory of gradients, and is more precisely aimed to represent the relative importance of skip connection as a candidate operation. In contrast to Eq. 7, the output feature map of edge $e^{(i,j)}$ can now be obtained by Eq. 4, where $\beta_o^{i,j} = \frac{\exp(\alpha_o^{(i,j)})}{\sum_{o' \in \mathcal{O}} \exp(\alpha_{o'}^{(i,j)})}$ denotes the normalized importance, and β is a coefficient independent from the architecture parameters. Moreover, to eliminate the impact of auxiliary connection on the discretization procedure, we propose to decrease β to 0 in the search phase, and our method can be degenerated to standard DARTS at the end of the search. Note that our method is not insensitive to the type of decay strategy, so we choose linear decay by default for simplicity.

$$\bar{o}^{(i,j)}(x) = \beta x + \sum_{o \in \mathcal{O}} \beta_o^{(i,j)} o(x) = \left(\beta + \beta_{skip}^{(i,j)}\right) x + \sum_{o \neq skip} \beta_o^{(i,j)} o(x) \tag{4}$$

We then analyze how auxiliary skip connection handles the issue of gradient flow. Referring to the theorem of a recent work by Zhou et al. (2020), the convergence of network weight $\mathbf{W}$ in the supernet can heavily depend on β_{skip}. Specifically, suppose only three operations (none, skip connection, and convolution) are included in the search space and MSE loss is utilized as training loss, when architecture parameters $\beta_{i,j}^o$ are fixed to optimize $\mathbf{W}$ via gradient descent, training loss can decrease by ratio $(1 - \eta\lambda/4)$ at one step with probability at least $1 - \delta$, where η is the learning rate that should be bounded by δ, and λ follows Eq. 5.

$$\lambda \propto \sum_{i=0}^{h-2} \left[\left(\beta_{conv}^{(i,h-1)}\right)^2 \prod_{t=0}^{i-1} \left(\beta_{skip}^{(t,i)}\right)^2 \right] \tag{5}$$

where h is the number of layers of the superNet. From Eq. 5, we observe that λ relies much on β_{skip} than β_{conv}, which indicates that the network weights $\mathbf{W}$ can converge faster with a large β_{skip}. However, by involving an auxiliary skip connection weighted as β, Eq. 5 can be refined as follows:

$$\lambda \propto \sum_{i=0}^{h-2} \left[\left(\beta_{conv}^{(i,h-1)}\right)^2 \prod_{t=0}^{i-1} \left(\beta_{skip}^{(t,i)} + \beta\right)^2 \right] \tag{6}$$

where $\beta \gg \beta_{skip}$ making λ insensitive to β_{skip}, so that the convergence of network weights $\mathbf{W}$ depends more on β_{conv}. In the beginning of the search, the common value for β_{skip} is 0.15 while β is 1.0. From the view of convergence theorem (Zhou et al., 2020), the auxiliary skip connection alleviates the privilege of β_{skip} and equalise the competition among architecture parameters. Even when β gradually decays, the fair competition still holds since network weights $\mathbf{W}$ have been converged to an optimal point. Consequently, DARTS- is able to stabilize the search stage of DARTS.

Algorithm 1 DARTS-

Require:
Network weights w; Architecture parameters α;
Number of search epochs E;
Decay strategy for $\beta_e, e \in \{1, 2, ..., E\}$.

Ensure:
Searched architecture parameters α.

1: Construct a super-network by stacking cells in which there is an auxiliary skip connection between every two nodes of choice
2: **for** each $e \in [1, E]$ **do**
3: Update weights w by $\nabla_w \mathcal{L}_{train}(w, \alpha, \beta_e)$
4: Update parameters α by $\nabla_\alpha \mathcal{L}_{val}(w, \alpha, \beta_e)$
5: **end for**
6: Derive the final architecture based on learned α from the best validation supernet.

Extensive experiments are performed to demonstrate the efficiency of the proposed auxiliary skip connection, and we emphasize that our method is flexible to combine with other methods to further improve the stabilization and searching performance. The overall algorithm is given in Alg. 1.

3.3 RELATIONSHIP TO PRIOR WORK

Our method is aimed to address the performance collapse in differentiable neural architecture search. Most previous works (Zela et al., 2020; Chen & Hsieh, 2020; Liang et al., 2019) concentrate on developing various criteria or indicators characterizing the occurrence of collapse. Whereas, we don't study or rely on these indicators because they can mistakenly reject good models. Inspired by Chu et al. (2020c), our method focuses on calibrating the biased searching process. The underlying philosophy is simple: if the biased process is rectified, the searching result will be better. In summary, our method differs from others in two aspects: being process-oriented and indicator-free. Distinct from Chu et al. (2020c) that tweaks the competitive environment, our method can be viewed as one that breaks the unfair advantage. Moreover, we don't introduce any handcrafted indicators to represent performance collapse, thus greatly reducing the burden of shifting to different tasks.

4 EXPERIMENTS

4.1 SEARCH SPACES AND TRAINING SETTINGS

For searching and evaluation in the standard DARTS space (we name it as **S0** for simplicity), we keep the same settings as in DARTS (Liu et al., 2019b) . We follow R-DARTS (Zela et al., 2020) for their proposed reduced spaces **S1- S4** (harder than S0). However the inferred models are trained with two different settings from R-DARTS (Zela et al., 2020) and SDARTS (Chen & Hsieh, 2020). The difference lies in the number of layers and initial channels for evaluation on CIFAR-100. R-DARTS sets 8 layers and 16 initial channels. Instead, SDARTS uses 20 and 36 respectively. For the proxyless searching on ImageNet in search space (we named it **S5**) by FBNet (Wu et al., 2019), we use the SGD optimizer for weight and Adam ($\beta_1 = 0.5$ and $\beta_2 = 0.999$, 0.001 learning rate) for architecture parameters with the batch-size of 768. The initial learning rate is 0.045 and decayed to 0 within 30 epochs following the cosine schedule. We also use L2 regularization with 1e-4. It takes about 4.5 GPU days on Tesla V100. More details are provided in the appendix. We also use NAS-Bench-201 (**S6**) since DARTS performs severely bad. In a word we use 7 different search space to conduct the experiments, which involves three datasets.

4.2 SEARCHING RESULTS

CIFAR-10 and CIFAR-100. Following the settings of R-DARTS (Zela et al., 2020), we obtain an average top-1 accuracy of 97.36% on CIFAR-10, as shown in Table 2. Moreover, our method is very robust since out of six independent runs the searching results are quite stable. The best cells found on CIFAR-10 (97.5%) are shown in Figure 9 (B). Results on CIFAR-100 are presented in Table 8 (see A.2.1). Moreover, our method has much lower searching cost (**3**$\times$ **less**) than R-DARTS (Zela et al., 2020), where four independent searches with different regularization settings are needed to generate the best architecture. In other words, its robustness comes from the cost of more CO_2 emissions.

Table 1: Comparison of searched CNN in the DARTS search space on two different datasets.

Dataset	DARTS	R-DARTS (L2)	Ours
C10 (S0)	2.91±0.25	2.95±0.21	**2.63±0.07**
C100 (S0)	20.58±0.44	18.01±0.26	**17.51±0.25**

ImageNet. To further verify the efficiency of DARTS-, we directly search on ImageNet and compare our results with the state-of-the-art models under mobile setting in Table 2. The visualization of the architecture is given in Fig 10. DARTS-A obtains 76.2$\%$ top-1 accuracy on ImageNet validation dataset. By contrast, direct applying DARTS on this search space only obtains 66.4% (Chu et al., 2020c). Moreover, it obtains 77.8% top-1 accuracy after being equipped with auto-augmentation (Cubuk et al., 2019) and squeeze-and-excitation (Hu et al., 2018), which are also used in EfficientNet.

NAS-Bench-201. Apart from standard search spaces, benchmarking with known optimal in a limited setting is also recommended. NAS-Bench-201 (Dong & Yang, 2020) consists of 15,625 architectures in a reduced DARTS-like search space, where it has 4 internal nodes and 5 operations per node. We compare our method with prior work in Table 3. We search on CIFAR-10 and look up the ground-truth performance with found genotypes on various test sets. Remarkably, we achieve a new state of the art, the best of which almost touches the optimal.

Table 2: Comparison of the state-of-the-art models on CIFAR-10 (left) and ImageNet (right). On CIFAR-10 dataset, our average result is obtained on 5 independently searched models to assure the robustness. For ImageNet, the top block indicates that models are searched directly on ImageNet; the middle block indicates that architectures are searched on CIFAR-10 and then transferred to ImageNet; the bottom block indicates models have SE modules and Swish.

Models	**Params** (M)	**FLOPs** (M)	**Acc** (%)	**Cost** GPU Days
NASNet-A (2018)	3.3	608†	97.35	2000
ENAS (2018)	4.6	626†	97.11	0.5
DARTS (2019b)	3.3	528†	97.00$\pm$0.14*	0.4
SNAS (2019)	2.8	422†	97.15$\pm$0.02*	1.5
GDAS (2019b)	3.4	519†	97.07	0.2
SGAS (Cri.2) (2020)	3.9	-	97.33$\pm$0.21	0.25
P-DARTS (2019b)	3.4	532†	97.5	0.2
PC-DARTS (2020)	3.6	558†	97.43	0.1
R-DARTS (2020)	-	-	97.05$\pm$0.21	1.6
SDARTS-ADV (2020)	3.3	-	97.39$\pm$0.02	1.3
DARTS- (avg.)	3.5	583	97.41$\pm$0.08	0.4
DARTS- (best)	3.5	568	97.5	0.4

† Based on the provided genotypes.
* Training the best searched model for several times (*whose average doesn't indicate the stability of the method*)

Models	**FLOPs** (M)	**Params** (M)	**Top-1** (%)	**Top-5** (%)	**Cost** (GPU days)
AmoebaNet-A (2019)	555	5.1	74.5	92.0	3150
MnasNet-92 (2019)	388	3.9	74.79	92.1	3791‡
FBNet-C (2019)	375	5.5	74.9	92.3	9
FairDARTS-D (2020c)	440	4.3	75.6	92.6	3
FairNAS-C (2019)	321	4.4	74.7	92.1	10
PC-DARTS (2020)	597	5.3	75.8	92.7	3.8
DARTS- (ours)	467	4.9	76.2	93.0	4.5
NASNet-A (2018)	564	5.3	74.0	91.6	2000
DARTS (2019b)	574	4.7	73.3	91.3	0.4
SNAS (2019)	522	4.3	72.7	90.8	1.5
P-DARTS (2019b)	577	5.1	74.9*	92.3	0.3
PC-DARTS (2020)	586	5.3	74.9	92.2	0.1
FairDARTS-B (2020c)	541	4.8	75.1	92.5	0.4
MobileNetV3 (2019)	219	5.4	75.2	92.2	$\approx$3000
GhostNet 1.3$\times$ (2020)	226	7.3	75.7		
MoGA-A (2020b)	304	5.1	75.9	92.8	10
MixNet-M (2019)	360	5.0	77.0	93.3	$\approx$3000
EfficientNet B0 (2019)	390	5.3	76.3	93.2	$\approx$3000
DARTS- (ours)$^\diamond$	470	5.5	77.8	93.9	4.5

‡ Estimated by Wu et al. (2019).
$^\diamond$ DARTS- with SE and Swish.

Table 3: Searching performance on NAS-Bench-201 (Dong & Yang, 2020). Our method robustly obtains new SOTA. Averaged on 4 runs of searching. ^{1st}: first-order, ^{2nd}: second-order

Method	Cost (hours)	CIFAR-10 valid	CIFAR-10 test	CIFAR-100 valid	CIFAR-100 test	ImageNet16-120 valid	ImageNet16-120 test
DARTS^{1st} (2019b)	3.2	39.77$\pm$0.00	54.30$\pm$0.00	15.03$\pm$0.00	15.61$\pm$0.00	16.43$\pm$0.00	16.32$\pm$0.00
DARTS^{2nd} (2019b)	10.2	39.77$\pm$0.00	54.30$\pm$0.00	15.03$\pm$0.00	15.61$\pm$0.00	16.43$\pm$0.00	16.32$\pm$0.00
GDAS (2019b)	8.7	89.89$\pm$0.08	93.61$\pm$0.09	71.34$\pm$0.04	70.70$\pm$0.30	41.59$\pm$1.33	41.71$\pm$0.98
SETN (2019a)	9.5	84.04$\pm$0.28	87.64$\pm$0.00	58.86$\pm$0.06	59.05$\pm$0.24	33.06$\pm$0.02	32.52$\pm$0.21
DARTS-	3.2	**91.03$\pm$0.44**	**93.80$\pm$0.40**	**71.36$\pm$1.51**	**71.53$\pm$1.51**	**44.87$\pm$1.46**	**45.12$\pm$0.82**
DARTS- (best)	3.2	91.55	94.36	73.49	73.51	46.37	46.34
optimal	n/a	91.61	94.37	73.49	73.51	46.77	47.31

Transfer results on COCO objection detection We further evaluate the transfer-ability of our models on down-stream object detection task by replacing the backbone of RetinaNet (Lin et al., 2017) on MMDetection toolbox platform (Chen et al., 2019a). Specifically, with the same training setting as Chu et al. (2020c), our model achieves 32.5% mAP on COCO dataset, surpassing other similar-sized models such as MobileNetV3, MixNet and FairDARTS. The detailed results are shown in Appendix (Table 9).

4.3 Orthogonal Combination with Other Variants

Our method can be flexibly adapted to combine with prior work for further improvements. Here we investigate the joint outcome with two methods: P-DARTS and PC-DARTS.

Progressive DARTS (P-DARTS). P-DARTS (Chen et al., 2019b) proposes a progressive approach to search gradually with deeper depths while pruning out the uncompetitive paths. Additionally, it makes use of some handcrafted criteria to address the collapse (the progressive idea itself cannot deal with it),

Table 4: We remove the strong constraints on the number of skip connections as 2 for P-DARTS and compare its performance w/ and w/o DARTS-. The results are averaged over 3 independent experiments on CIFAR-10.

Method	**Acc (%)**
P-DARTS	96.48$\pm$0.55
P-DARTS-	97.28$\pm$0.04

Table 6: Comparison in various search spaces. We report the **lowest error rate** of 3 found architectures. †: under Chen & Hsieh (2020)'s training settings where all models have 20 layers and 36 initial channels (the best is shown in boldface). ‡: under Zela et al. (2020)'s settings where CIFAR-100 models have 8 layers and 16 initial channels (The best is in boldface and underlined).

Benchmark		DARTS‡	R-DARTS‡		DARTS‡		Ours‡	PC-DARTS†	SDARTS†		Ours†
			DP	L2	ES	ADA			RS	ADV	
C10	S1	3.84	3.11	2.78	3.01	3.10	**2.68**	3.11	2.78	2.73	**2.68**
	S2	4.85	3.48	3.31	3.26	3.35	**2.63**	3.02	2.75	2.65	**2.63**
	S3	3.34	2.93	2.51	2.74	2.59	**2.42**	2.51	2.53	2.49	**2.42**
	S4	7.20	3.58	3.56	3.71	4.84	**2.86**	3.02	2.93	2.87	**2.86**
C100	S1	29.46	25.93	24.25	28.37	24.03	**22.41**	18.87	17.02	**16.88**	16.92
	S2	26.05	22.30	22.24	23.25	23.52	**21.61**	18.23	17.56	17.24	**16.14**
	S3	28.90	22.36	23.99	23.73	23.37	**21.13**	18.05	17.73	17.12	**15.86**
	S4	22.85	22.18	21.94	**21.26**	23.20	21.55	17.16	17.17	**15.46**	17.48

for instance, they impose a strong prior
by regularizing the number of skip connections M as 2. To be fair, we remove such a carefully handcrafted trick and run P-DARTS for several times. As a natural control group, we also combine DARTS- with P-DARTS. We run both experiments for 3 times on CIFAR-10 dataset in Table 4. Without the strong prior, P-DARTS severely suffers from the collapse, where the inferred models contain an excessive number of skip connections. Specifically, it has a very high test error (3.42% on average), even worse than DARTS. However, P-DARTS can benefit greatly from the combination with DARTS-. The improved version (we call P-DARTS-) obtains much higher top-1 accuracy (**+0.8%**) on CIFAR-10 than its baseline.

Memory Friendly DARTS (PC-DARTS). To alleviate the large memory overhead from the whole supernet, PC-DARTS (Xu et al., 2020) selects the partial channel for searching. The proportion hyper-parameter K needs careful calibration to achieve a good result for specific tasks. As a byproduct, the search time is also reduced to 0.1 GPU days (K=4). We use their released code and run repeated experiments across different seeds under the same settings.

Table 5: Comparison of PC-DARTS removing the strong prior and combining DARTS-. The results are from 3 independent search experiments on CIFAR-10. The GPU memory cost is calculated on a batch size of 256.

Method	Setting	Acc (%)	Memory	Cost
PC-DARTS	$K = 2$	97.09±0.14	19.9G	3.75h
PC-DARTS-	$K = 2$	97.35±0.02	20.8G	3.41h

To accurately evaluate the role of our method, we choose K=2 (a bad configuration in the original paper). We make comparisons between the original PC-DARTS and its combination with ours (named PC-DARTS-) in Table 5. PC-DARTS- can marginally boost the CIFAR-10 top-1 accuracy (+0.26% on average). The result also confirms that our method can make PC-DARTS less sensitive to its hyper-parameter K while keeping its advantage of less memory cost and run time.

4.4 Ablation Study

Robustness to Decay Strategy. Our method is insensitive to the type of decay policy on β. We design extra two strategies as comparisons: *cosine* and *step* decay. They both have the similar performance. Specifically, when β is scheduled to zero by the cosine strategy, the average accuracy of four searched CIFAR-10 models in S3 is 97.33%±0.09, the best is 97.47. The step decay at epoch 45 obtains 97.30% top-1 accuracy by average in the same search space.

Robustness Comparison on C10 and C100 in S0-S4. To verify the robustness, it is required to search several times to report the average performance of derived models (Yu et al., 2020; Antoine et al., 2020). As shown in Table 1, Table 7 and Table 6, our method outperforms the recent SOTAs across several spaces and datasets. Note that SDARTS-ADV utilizes adversarial training and requires 3× more search times than ours. Especially, we find a good model in S_3 on CIFAR-100 with the lowest top-1 test error 15.86%. The architectures of these models can be found in the appendix.

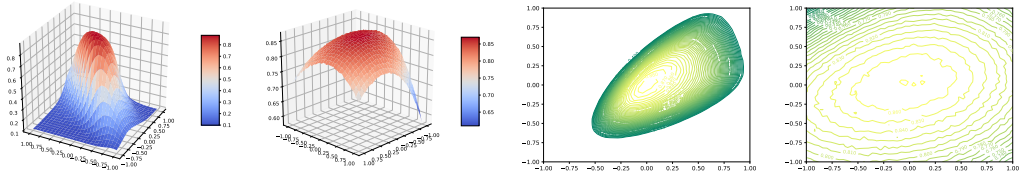

(a) DARTS (b) DARTS- (c) DARTS (d) DARTS-

Figure 3: Comparison of the validation accuracy landscape of (a) DARTS and (b) DARTS- w.r.t. α on CIFAR-10 in S3. Their contour maps are shown respectively in (c) and (d), where we set the step of contour map as 0.1. The accuracy of the derived models are 94.84% (a,c) and 97.58% (b,d), while the maximum Hessian eigenvalues are similarly high (0.52 and 0.42)

5 Analysis and Discussions

5.1 Failure of Hessian Eigenvalue

The maximal Hessian eigenvalue calculated from the validation loss w.r.t α is regarded as an indicator to performance collapse (Zela et al., 2020; Chen & Hsieh, 2020). Surprisingly, our method develops a growing eigenvalue in the majority of configurations, which is in conflict with the previous observations. We visualize these statistics across different search space and datasets in Figure 4 (A.2.2). Although eigenvalues increase almost monotonously and reach a relatively large value in the end, the final models still have good performance that matches with state-of-the-art ones (see Table 7). These models can be mistakenly deemed as bad ones or never searched according to the eigenvalue criteria. Our observations disclose one fatal drawback of these indicator-based approaches: *they are prone to rejecting good models*. Detailed analysis is provided in A.2.2.

5.2 Validation Accuracy Landscape

Recent works, R-DARTS (Zela et al., 2020) and SDARTS (Chen & Hsieh, 2020) point that the architecture weights are expected to converge to an optimal point where accuracy is insensitive to perturbations to obtain a stable architecture after discretization process, i.e., the convergence point should have a smooth landscape. SDARTS proposes a perturbation-based regularization, which is able to further stabilize the searching process of DARTS. However, the perturbation regularization can also perturb the training procedure and thus mislead the update of architecture weights. Different from SDARTS that explicitly smoothen landscape by perturbation, DARTS- can implicitly do the same without perturbing the training of architecture weights.

To analyze the efficacy of DARTS-, we plot the validation accuracy landscape w.r.t architecture weights α, and find that auxiliary connection is able to smoothen the landscape and thus stabilize the searching stage. Specifically, we choose two random directions and apply normalized perturbation on α (following Li et al. 2018a). As shown in Figure 3, DARTS- is less sensitive to the perturbation than DARTS, and the contour map of DARTS- slopes more gently.

6 Conclusion

We propose a simple and effective approach named DARTS- to address the performance collapse in differentiable architecture search. Its core idea is to make use of an auxiliary skip connection branch to take over the gradient advantage role from the candidate skip connection operation. This can create a fair competition where the bi-level optimization process can easily differentiate good operations from the bad. As a result, the search process is more stable and the collapse seldom happens across various search spaces and different datasets. Under strictly controlled settings, it steadily outperforms recent state-of-the-art RobustDARTS (Zela et al., 2020) with $3\times$ fewer search cost. Moreover, our method disapproves of various handcraft regularization tricks. Last but not least, it can be used stand-alone or in cooperation with various orthogonal improvements if necessary.

This paper conveys two important messages for future research. On the one hand, the Hessian eigenvalue indicator for performance collapse (Zela et al., 2020; Chen & Hsieh, 2020) is not ideal

because it has a risk of rejecting good models. On the other hand, handcraft regularization tricks (Chen et al., 2019b) seem more critical to search a good model instead of the proposed methods. Then what's the solution? In principle, it's difficult to find a perfect indicator of the collapse. Our approach shows the potential to control the search process and doesn't impose limitations or priors on the final model. We hope more attention would be paid in this direction.

REFERENCES

Yang Antoine, Esperana Pedro M., and Carlucci Fabio M. NAS Evaluation is Frustratingly Hard. In *ICLR*, 2020.

Han Cai, Ligeng Zhu, and Song Han. ProxylessNAS: Direct Neural Architecture Search on Target Task and Hardware. In *ICLR*, 2019.

Kai Chen, Jiaqi Wang, Jiangmiao Pang, Yuhang Cao, Yu Xiong, Xiaoxiao Li, Shuyang Sun, Wansen Feng, Ziwei Liu, Jiarui Xu, et al. MMDetection: Open mmlab detection toolbox and benchmark. *arXiv preprint arXiv:1906.07155*, 2019a.

Xiangning Chen and Cho-Jui Hsieh. Stabilizing differentiable architecture search via perturbation-based regularization. In *ICML*, 2020.

Xin Chen, Lingxi Xie, Jun Wu, and Qi Tian. Progressive Differentiable Architecture Search: Bridging the Depth Gap between Search and Evaluation. In *ICCV*, 2019b.

Xiangxiang Chu, Bo Zhang, Ruijun Xu, and Jixiang Li. FairNAS: Rethinking Evaluation Fairness of Weight Sharing Neural Architecture Search. *arXiv preprint. arXiv:1907.01845*, 2019.

Xiangxiang Chu, Bo Zhang, Hailong Ma, Ruijun Xu, and Qingyuan Li. Fast, accurate and lightweight super-resolution with neural architecture search. *ICPR*, 2020a.

Xiangxiang Chu, Bo Zhang, and Ruijun Xu. MoGA: Searching Beyond MobileNetV3. In *ICASSP*, pp. 4042–4046, 2020b.

Xiangxiang Chu, Tianbao Zhou, Bo Zhang, and Jixiang Li. Fair darts: Eliminating unfair advantages in differentiable architecture search. In *ECCV*, 2020c.

Ekin D Cubuk, Barret Zoph, Dandelion Mane, Vijay Vasudevan, and Quoc V Le. AutoAugment: Learning Augmentation Policies from Data. In *CVPR*, 2019.

Xuanyi Dong and Yi Yang. One-shot neural architecture search via self-evaluated template network. In *Proceedings of the IEEE International Conference on Computer Vision*, pp. 3681–3690, 2019a.

Xuanyi Dong and Yi Yang. Searching for a Robust Neural Architecture in Four GPU Hours. In *CVPR*, pp. 1761–1770, 2019b.

Xuanyi Dong and Yi Yang. Nas-bench-201: Extending the scope of reproducible neural architecture search. In *International Conference on Learning Representations (ICLR)*, 2020. URL `https://openreview.net/forum?id=HJxyZkBKDr`.

Golnaz Ghiasi, Tsung-Yi Lin, and Quoc V Le. NAS-FPN: Learning scalable feature pyramid architecture for object detection. In *CVPR*, pp. 7036–7045, 2019.

Kai Han, Yunhe Wang, Qi Tian, Jianyuan Guo, Chunjing Xu, and Chang Xu. Ghostnet: More features from cheap operations. In *CVPR*, 2020.

Kaiming He, Xiangyu Zhang, Shaoqing Ren, and Jian Sun. Deep Residual Learning for Image Recognition. In *CVPR*, pp. 770–778, 2016.

Andrew Howard, Mark Sandler, Grace Chu, Liang-Chieh Chen, Bo Chen, Mingxing Tan, Weijun Wang, Yukun Zhu, Ruoming Pang, Vijay Vasudevan, et al. Searching for MobileNetV3. In *ICCV*, 2019.

Jie Hu, Li Shen, and Gang Sun. Squeeze-and-Excitation Networks. In *CVPR*, pp. 7132–7141, 2018.

Guohao Li, Guocheng Qian, Itzel C Delgadillo, Matthias Müller, Ali Thabet, and Bernard Ghanem. Sgas: Sequential greedy architecture search. In *CVPR*, 2020.

Hao Li, Zheng Xu, Gavin Taylor, Christoph Studer, and Tom Goldstein. Visualizing the loss landscape of neural nets. In *Advances in Neural Information Processing Systems*, pp. 6389–6399, 2018a.

Juncheng Li, Faming Fang, Kangfu Mei, and Guixu Zhang. Multi-scale residual network for image super-resolution. In *Proceedings of the European Conference on Computer Vision (ECCV)*, pp. 517–532, 2018b.

Hanwen Liang, Shifeng Zhang, Jiacheng Sun, Xingqiu He, Weiran Huang, Kechen Zhuang, and Zhenguo Li. DARTS+: Improved Differentiable Architecture Search with Early Stopping. *arXiv preprint arXiv:1909.06035*, 2019.

Tsung-Yi Lin, Priya Goyal, Ross Girshick, Kaiming He, and Piotr Dollár. Focal Loss for Dense Object Detection. In *ICCV*, pp. 2980–2988, 2017.

Chenxi Liu, Barret Zoph, Maxim Neumann, Jonathon Shlens, Wei Hua, Li-Jia Li, Li Fei-Fei, Alan Yuille, Jonathan Huang, and Kevin Murphy. Progressive Neural Architecture Search. In *ECCV*, pp. 19–34, 2018.

Chenxi Liu, Liang-Chieh Chen, Florian Schroff, Hartwig Adam, Wei Hua, Alan L Yuille, and Li Fei-Fei. Auto-deeplab: Hierarchical neural architecture search for semantic image segmentation. In *CVPR*, pp. 82–92, 2019a.

Hanxiao Liu, Karen Simonyan, and Yiming Yang. DARTS: Differentiable Architecture Search. In *ICLR*, 2019b.

Jieru Mei, Yingwei Li, Xiaochen Lian, Xiaojie Jin, Linjie Yang, Alan Yuille, and Yang Jianchao. AtomNAS: Fine-Grained End-to-End Neural Architecture Search. In *ICLR*, 2020.

Hieu Pham, Melody Y Guan, Barret Zoph, Quoc V Le, and Jeff Dean. Efficient Neural Architecture Search via Parameter Sharing. In *ICML*, 2018.

Esteban Real, Alok Aggarwal, Yanping Huang, and Quoc V Le. Regularized evolution for image classifier architecture search. In *AAAI*, volume 33, pp. 4780–4789, 2019.

Shaoqing Ren, Kaiming He, Ross Girshick, and Jian Sun. Faster r-cnn: Towards real-time object detection with region proposal networks. In *Advances in neural information processing systems*, pp. 91–99, 2015.

Mark Sandler, Andrew Howard, Menglong Zhu, Andrey Zhmoginov, and Liang-Chieh Chen. MobileNetV2: Inverted Residuals and Linear Bottlenecks. In *CVPR*, pp. 4510–4520, 2018.

Dimitrios Stamoulis, Ruizhou Ding, Di Wang, Dimitrios Lymberopoulos, Bodhi Priyantha, Jie Liu, and Diana Marculescu. Single-Path NAS: Designing Hardware-Efficient ConvNets in less than 4 Hours. *ECML PKDD*, 2019.

Ying Tai, Jian Yang, and Xiaoming Liu. Image super-resolution via deep recursive residual network. In *Proceedings of the IEEE conference on computer vision and pattern recognition*, pp. 3147–3155, 2017.

Mingxing Tan and Quoc V Le. EfficientNet: Rethinking Model Scaling for Convolutional Neural Networks. In *ICML*, 2019.

Mingxing Tan and Quoc V. Le. MixConv: Mixed Depthwise Convolutional Kernels. In *BMVC*, 2019.

Mingxing Tan, Bo Chen, Ruoming Pang, Vijay Vasudevan, and Quoc V Le. Mnasnet: Platform-Aware Neural Architecture Search for Mobile. In *CVPR*, 2019.

Yancong Wei, Qiangqiang Yuan, Huanfeng Shen, and Liangpei Zhang. Boosting the accuracy of multispectral image pansharpening by learning a deep residual network. *IEEE Geoscience and Remote Sensing Letters*, 14(10):1795–1799, 2017.

Bichen Wu, Xiaoliang Dai, Peizhao Zhang, Yanghan Wang, Fei Sun, Yiming Wu, Yuandong Tian, Peter Vajda, Yangqing Jia, and Kurt Keutzer. FBNet: Hardware-Aware Efficient ConvNet Design via Differentiable Neural Architecture Search. In *CVPR*, 2019.

Sirui Xie, Hehui Zheng, Chunxiao Liu, and Liang Lin. SNAS: Stochastic Neural Architecture Search. In *ICLR*, 2019.

Yuhui Xu, Lingxi Xie, Xiaopeng Zhang, Xin Chen, Guo-Jun Qi, Qi Tian, and Hongkai Xiong. PC-DARTS: Partial Channel Connections for Memory-Efficient Architecture Search. In *ICLR*, 2020. URL https://openreview.net/forum?id=BJlS634tPr.

Kaicheng Yu, Christian Sciuto, Martin Jaggi, Claudiu Musat, and Mathieu Salzmann. Evaluating the search phase of neural architecture search. In *ICLR*, 2020. URL https://openreview.net/forum?id=H1loF2NFwr.

Arber Zela, Thomas Elsken, Tonmoy Saikia, Yassine Marrakchi, Thomas Brox, and Frank Hutter. Understanding and robustifying differentiable architecture search. In *ICLR*, 2020. URL https://openreview.net/forum?id=H1gDNyrKDS.

Pan Zhou, Caiming Xiong, Richard Socher, and Steven CH Hoi. Theory-inspired path-regularized differential network architecture search. *arXiv preprint arXiv:2006.16537*, 2020.

Barret Zoph, Vijay Vasudevan, Jonathon Shlens, and Quoc V Le. Learning Transferable Architectures for Scalable Image Recognition. In *CVPR*, volume 2, 2018.

A APPENDIX

A.1 PRELIMINARY ABOUT DARTS

In differentiable architecture search (Liu et al., 2019b), a cell-based search space in the form of Directed Acyclic Graph (DAG) is constructed. The DAG has two input nodes from the previous layers, four intermediated nodes, and one output node. There are several paralleling operators (denoted as $\mathcal{O}$) between each two nodes (say i, j), whose output $\bar{o}^{(i,j)}$ given an input x is defined as,

$$\bar{o}^{(i,j)}(x) = \sum_{o \in \mathcal{O}} \frac{\exp(\alpha_o^{(i,j)})}{\sum_{o' \in \mathcal{O}} \exp(\alpha_{o'}^{(i,j)})} o(x) \tag{7}$$

It is essentially applying softmax over all operators where each operator is assigned with an architectural weight α. A supernet is built on two kinds of such cells, so-called normal cells and reduction cells (for downsampling). The architectural search is then characterized as a bi-level optimization:

$$\min_{\alpha} \quad \mathcal{L}_{val}(w^*(\alpha), \alpha) \tag{8}$$

$$s.t. \quad w^*(\alpha) = \arg\min_{w} \mathcal{L}_{train}(w, \alpha) \tag{9}$$

This indicates that the training of such a cell-based supernet should be interleaved, where at each step the network weights and architectural weights are updated iteratively. The final model is determined by simply choosing operations with the largest architectural weights.

A.2 EXPERIMENT

A.2.1 TRAINING DETAILS

CIFAR-10 and CIFAR-100. Table 7 gives the averaged performance in reduced search spaces S1-S4, as well with maximum eigenvalues. Table 8 reports the CIFAR-100 results in S0.

Table 7: Comparison of searched CNN architectures in four reduced search spaces S1-S4 (Zela et al., 2020) on CIFAR-10 and CIFAR-100. We report the mean±std of test error over 3 found architectures retrained from scratch, alongside with eigenvalue (EV) that corresponds to the best validation accuracy. We follow the same settings as Zela et al. (2020).

Benchmark		DARTS	DARTS-ES	DARTS-ADA	ours	ours (EV)
C10	S1	4.66±0.71	3.05±0.07	3.03±0.08	**2.76±0.07**	0.37±0.19
	S2	4.42±0.40	3.41±0.14	3.59±0.31	**2.79±0.04**	0.41±0.08
	S3	4.12±0.85	3.71±1.14	2.99±0.34	**2.65±0.04**	0.31±0.09
	S4	6.95±0.18	4.17±0.21	3.89±0.67	**2.91±0.04**	0.30±0.11
C100	S1	29.93±0.41	28.90±0.81	24.94±0.81	**23.26±0.59**	0.60±0.15
	S2	28.75±0.92	24.68±1.43	26.88±1.11	**22.31±0.65**	0.54±0.15
	S3	29.01±0.24	26.99±1.79	24.55±0.63	**21.47±0.40**	0.40±0.03
	S4	24.77±1.51	23.90±2.01	23.66±0.90	**21.75±0.26**	0.93±0.15

ImageNet classification. For training on ImageNet, we use the same setting as MnasNet (Tan et al., 2019). To be comparable with EfficientNet (Tan & Le, 2019), we also use squeeze-and-excitation (Hu et al., 2018). Furthermore, we don't include methods trained using large model distillation, because it can boost final validation accuracy marginally. To be fair , we don't use the efficient head in MobileNetV3 (Howard et al., 2019) although it can reduce FLOPs marginally.

COCO object detection. All models are trained and evaluated on MS COCO dataset for 12 epochs with a batch size of 16. The initial learning rate is 0.01 and reduced by 0.1 at epoch 8 and 11.

A.2.2 FURTHER DISCUSSIONS ON FAILURE OF EIGENVALUE

To further explore the relationship between the searching performance and Hessian Eigenvalue, we plot the performance trajectory of the searched models in Figure 4 (b). Specifically, we sample

Table 8: Comparison of searched models on CIFAR-100. $^\diamond$: Reported by Dong & Yang (2019b), *: Reported by Zela et al. (2020), ‡:Rerun their code.

Models	**Params** (M)	**Error** (%)	**Cost** GPU Days
ResNet (2016)	1.7	22.10$^\diamond$	-
AmoebaNet (2019)	3.1	18.93$^\diamond$	3150
PNAS (2018)	3.2	19.53$^\diamond$	150
ENAS (2018)	4.6	19.43$^\diamond$	0.45
DARTS (2019b)	-	20.58$\pm$0.44*	0.4
GDAS (2019b)	3.4	18.38	0.2
P-DARTS (2019b)	3.6	17.49‡	0.3
R-DARTS (2020)	-	18.01$\pm$0.26	1.6
DARTS- (avg.)	3.3	17.51$\pm$0.25	0.4
DARTS- (best)	3.4	17.16	0.4

Table 9: Transfer results on COCO datasets of various drop-in backbones.

Backbones	**Params (M)**	**Acc**	**AP**	**AP**$_{50}$	**AP**$_{75}$	**AP**$_S$	**AP**$_M$	**AP**$_L$
MobileNetV2 (2018)	3.4	72.0	28.3	46.7	29.3	14.8	30.7	38.1
SingPath NAS (2019)	4.3	75.0	30.7	49.8	32.2	15.4	33.9	41.6
MnasNet-A2 (2019)	4.8	75.6	30.5	50.2	32.0	16.6	34.1	41.1
FairNAS-B (2019)	5.7	77.2	31.7	51.5	33.0	17.0	35.2	42.5
MobileNetV3 (2019)	5.4	75.2	29.9	49.3	30.8	14.9	33.3	41.1
MixNet-M (2019)	5.0	77.0	31.3	51.7	32.4	17.0	35.0	41.9
FairDARTS-C (2020c)	5.3	77.2	31.9	51.9	33.0	17.4	35.3	43.0
DARTS-A (Ours)	5.5	77.8	32.5	52.8	34.1	18.0	36.1	43.4

models every 10 epochs and train these models from scratch using the same setting as above (Figure 5). The performance of the inferred models continues growing, where the accuracy is boosted from 96.5% to 97.4%. This affirms the validity of searching using our method. In contrast, the early-stopping strategies based on eigenvalues (Zela et al., 2020) would fail in this setting. We argue that the proposed auxiliary skip branch can regularize the overfitting of the supernet, leaving the architectural weights represent the ability of candidate operations. This experiment poses as a counterexample to R-DARTS, where good models can appear albeit Hessian eigenvalues change fast. It again denies the need for the costly indicator.

A.2.3 More Ablation Studies

Sensitivity Analysis of β The power of auxiliary skip connection branch can be discounted by setting a lower initial β. We now evaluate how sensitive our approach is to the value of β. It's trivial to see that our approach degrades to DARTS when $\beta = 0$. We compare results when searching with $\beta \in \{1, 0.7, 0.4, 0.1, 0\}$ in Table 10 and Figure 6, which show that a bigger β_0 is advantageous to obtain better networks.

Table 10: Searching performance on CIFAR-10 in S3 w.r.t the initial linear decay rate β_0. Each setting is run for three times.

β_0	1	0.7	0.4	0.1	0
Error	2.65$\pm$0.04	2.76$\pm$0.16	3.04$\pm$0.19	3.11$\pm$0.16	4.58$\pm$1.30

The choice of auxiliary branch Apart from the default skip connection serving as the auxiliary branch, we show that it is also effective to replace it with a learnable 1×1 convolution projection, which is initialized with an identity tensor. The average accuracy of three searched CIFAR-10 models in S3 is 97.25%$\pm$0.09. Akin to the ablation in He et al. (2016), the projection convolution here works in the similar way as the proposed skip connection. This proves the necessity of the auxiliary branch .

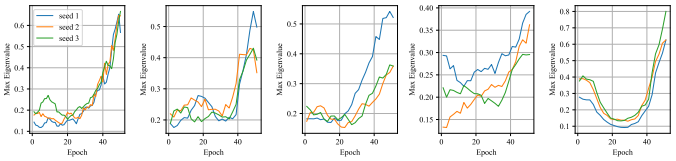

(a) Trajectory of eigenvalues in S0-S4 (left to right) on CIFAR-10

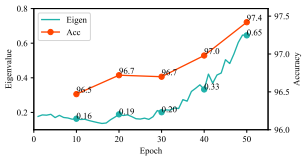

(b) Sampled models' performance

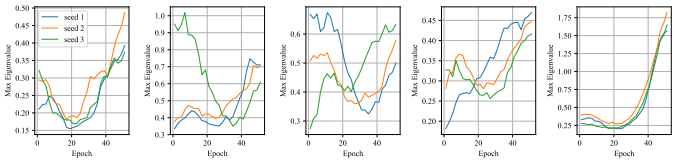

(c) Trajectory of eigenvalues in S0-S4 (left to right) on CIFAR-100

Figure 4: The evolution of maximal eigenvalues of DARTS- when searching in different search spaces S0-S4 on CIFAR-10 (a) and CIFAR-100 (c). We run each experiment for 3 times on different seeds. (b) DARTS-'s growing Hessian eigenvalues don't induce poor performance. Among the sampled five models, the one corresponding to the highest eigenvalue has the best performance. This example is done in S0 on CIFAR-10.

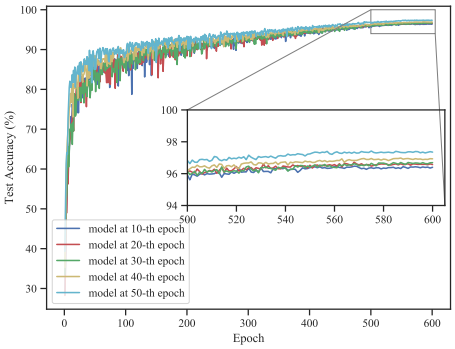

Figure 5: Training five models sampled every 10 epochs during DARTS- searching process. See Fig 4 (b) for the corresponding eigenvalues.

A.3 Loss Landscape

To show the consistent smoothing capacity of DARTS-, we draw more loss landscapes in S0 and S3 (on several seeds) w.r.t architectural parameters and their contours in Figure 7 and 8. Generally, DARTS-'s slopes are more inflated if we consider them as camping tents, which suggest better convergence of the over-parameterized network.

A.4 List of Experiments

We summarize all the conducted experiments with their related figures and tables in Table 11.

B Figures of Genotypes

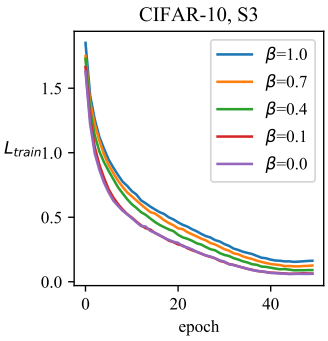

Figure 6: The training loss curve of the over-parameterized network on CIFAR-10 in S3 with different initial β_0.

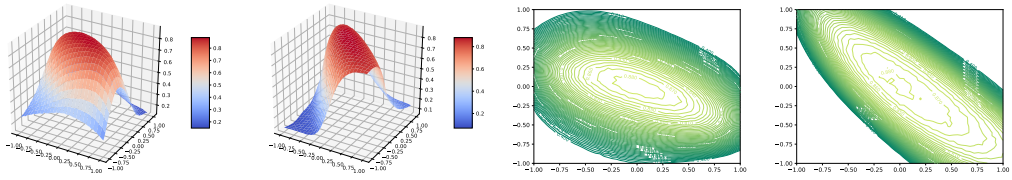

(a) DARTS (b) DARTS (c) DARTS (d) DARTS

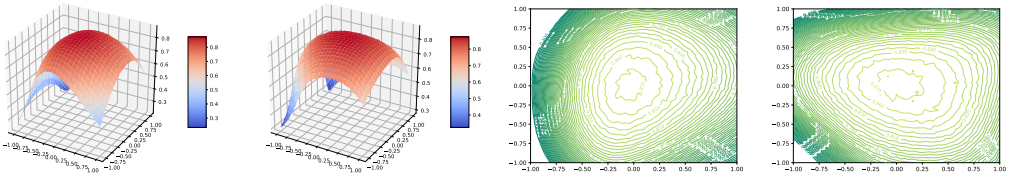

(e) DARTS- (f) DARTS- (g) DARTS- (h) DARTS-

Figure 7: More visualization of validation accuracy landscapes of DARTS (a,b) and DARTS- (e,f) w.r.t. the architectural weights α on CIFAR-10 in S0. Their contour maps are shown respectively in (c,d) and (g,h). The step of contour map is 0.1. The inferred models by DARTS- have higher accuracies (97.50%, 97.49%) than DARTS (97.19%, 97.20%).

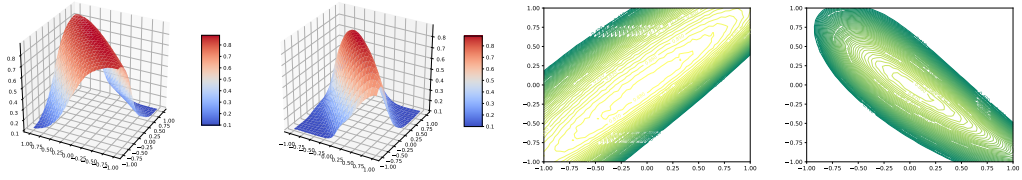

(a) DARTS (b) DARTS (c) DARTS (d) DARTS

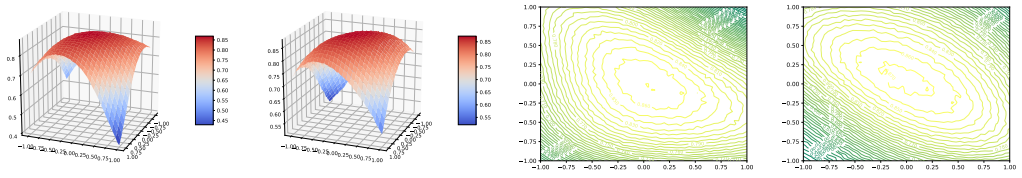

(e) DARTS- (f) DARTS- (g) DARTS- (h) DARTS-

Figure 8: More visualization of validation accuracy landscapes of DARTS (a,b) and DARTS- (e,f) w.r.t. the architectural weights α on CIFAR-10 in S3. Their contour maps are shown respectively in (c,d) and (g,h). The step of contour map is 0.1.

Table 11: List of experiments conducted in this paper

Method	Search Space	Dataset	Figures		Tables	
			Main text	Supp.	Main text	Supp.
DARTS	S0	CIFAR-10		7		
DARTS	S3	CIFAR-10	3			
DARTS-	S0	CIFAR-10		4,5,9,7	1,2	
DARTS-	S1-S4	CIFAR-10	3	4,6,9,8	6,7	10
DARTS-	S5	ImageNet		5,10	2	
DARTS-	S5	MS COCO			9	
DARTS-	S6	CIFAR-10			3	
DARTS-	S1-S4	CIFAR-100		4,11	6	7
DARTS-	S0	CIFAR-100		4,11	1,8	
P-DARTS w/o M=2	S0	CIFAR-10		12	4	
P-DARTS w/ auxiliary skip	S0	CIFAR-10		13	4	
PC-DARTS w/o channel shuffling	S0	CIFAR-10		14	5	
PC-DARTS w/ auxiliary skip	S0	CIFAR-10		15	5	

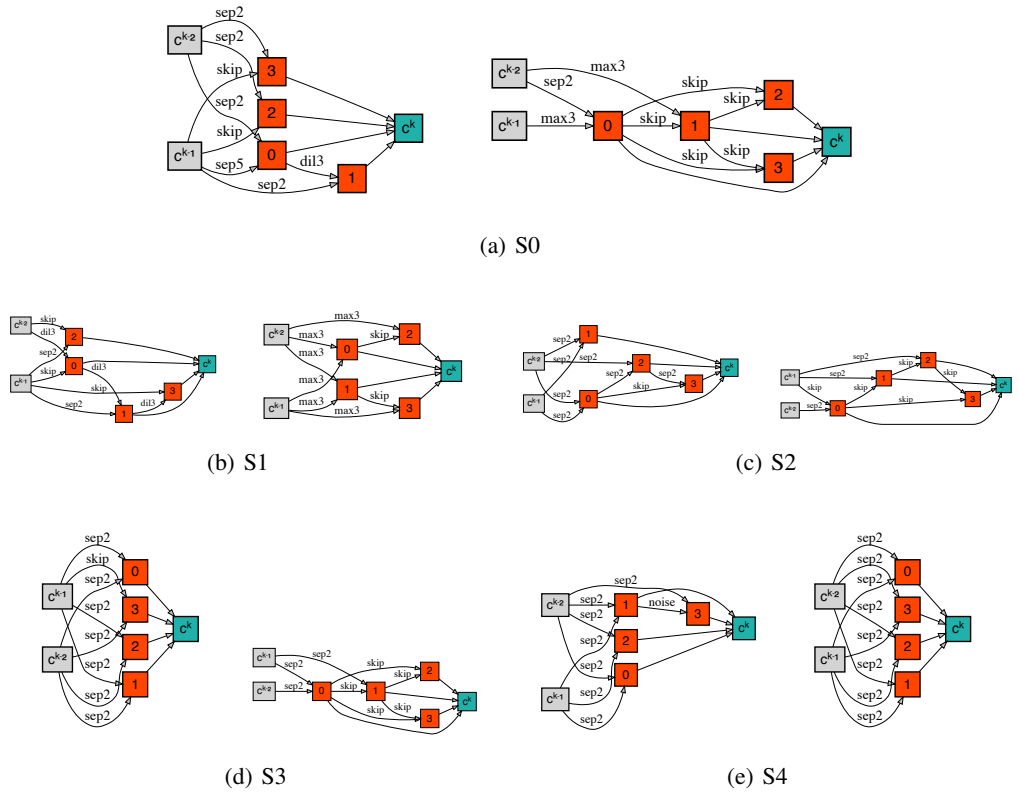

(a) S0

(b) S1

(c) S2

(d) S3

(e) S4

Figure 9: The best found normal cell and reduction cell in search spaces S0-S4 on CIFAR-10 dataset.

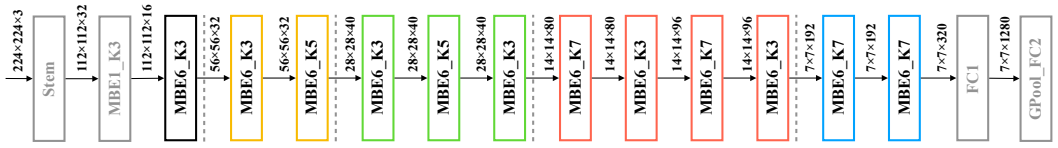

Figure 10: Architecture of DARTS-A searched on ImageNet dataset.

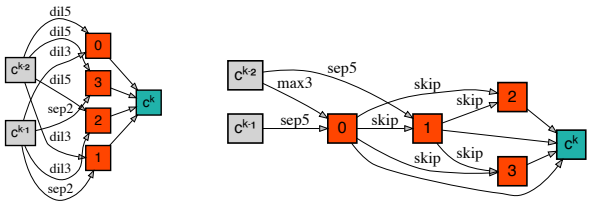

(a) S0

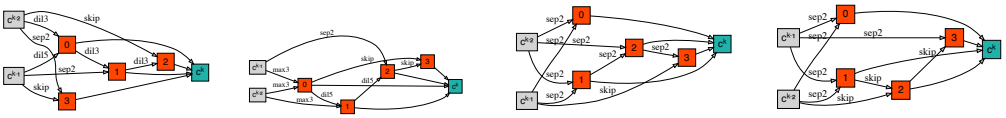

(b) S1

(c) S2

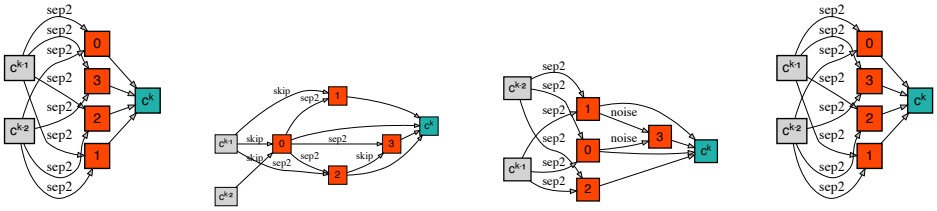

(d) S3

(e) S4

Figure 11: The best found normal cell and reduction cell in search spaces S0-S4 on CIFAR-100 dataset.

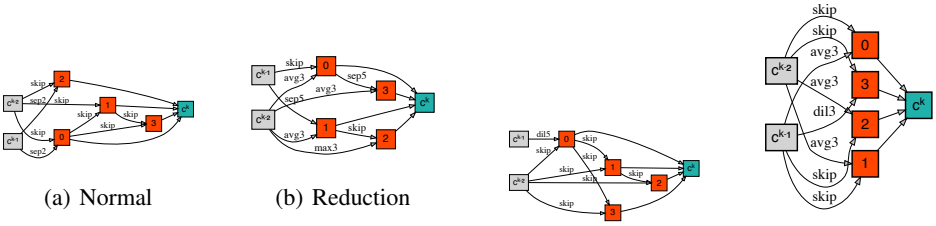

(a) Normal

(b) Reduction

(c) Normal

(d) Reduction

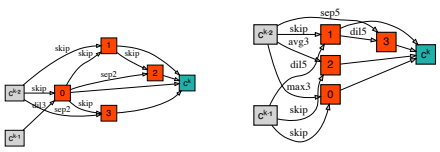

(e) Normal

(f) Reduction

Figure 12: Found normal cells and reduction cells by P-DARTS (Chen et al., 2019b) without prior (M=2) in the DARTS' standard search space on CIFAR-10 dataset.

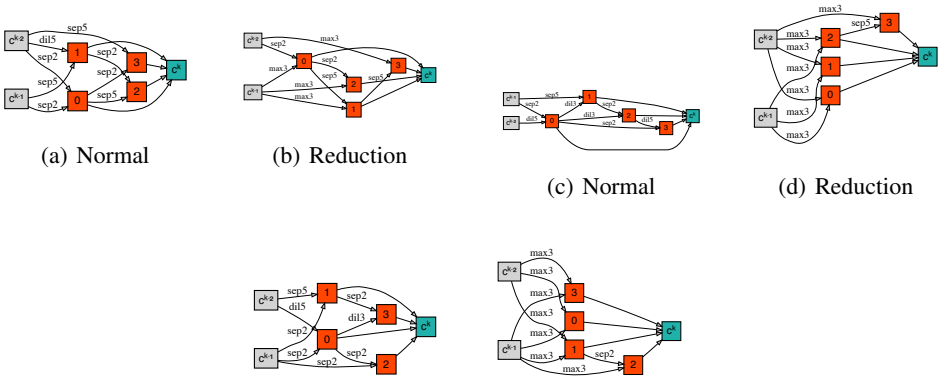

(a) Normal (b) Reduction (c) Normal (d) Reduction

(e) Normal (f) Reduction

Figure 13: Found normal cells and reduction cells by P-DARTS (Chen et al., 2019b) with the proposed auxiliary skip connections in the DARTS' standard search space on CIFAR-10 dataset.

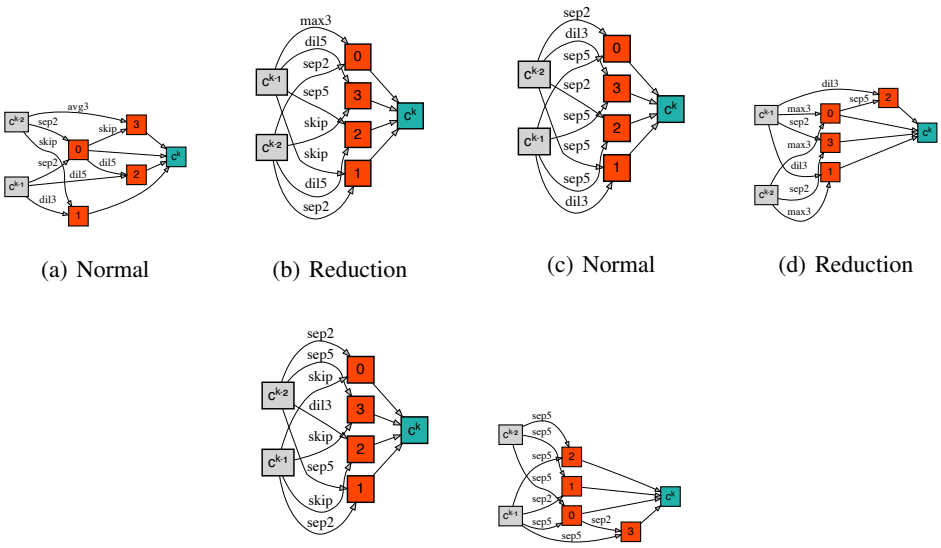

(a) Normal (b) Reduction (c) Normal (d) Reduction

(e) Normal (f) Reduction

Figure 14: Found normal cells and reduction cells by PC-DARTS (Xu et al., 2020) without channel shuffling in the DARTS' standard search space on CIFAR-10 dataset.

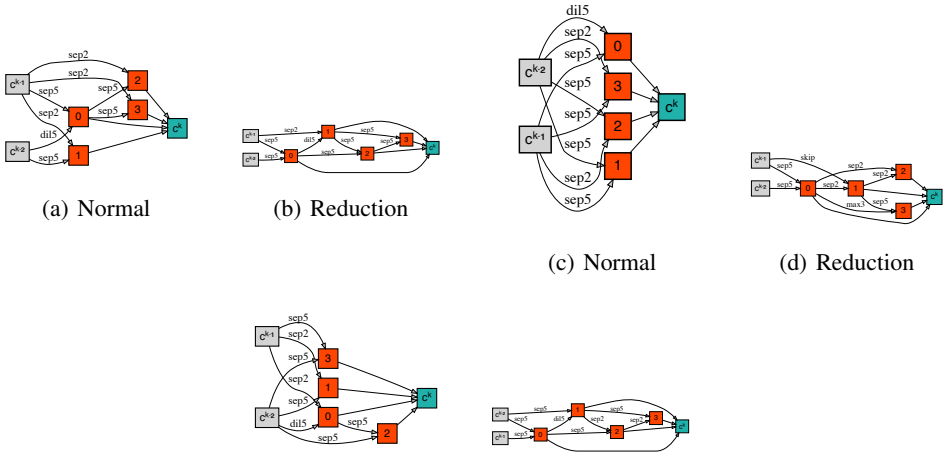

(a) Normal (b) Reduction (c) Normal (d) Reduction

(e) Normal (f) Reduction

Figure 15: Found normal cells and reduction cells by PC-DARTS (Xu et al., 2020) with the proposed auxiliary skip connections in the DARTS' standard search space on CIFAR-10 dataset.