

Floquet Engineering of Multifold Fermions

Rimika Jaiswal

Undergraduate Programme, Indian Institute of Science, Bangalore 560012, India

Awadhesh Narayan*

*Solid State and Structural Chemistry Unit,
Indian Institute of Science, Bangalore 560012, India*

(Dated: March 4, 2022)

Abstract

Using Floquet theory, we investigate the effect of light on triple fold fermions. We study a low energy model as well as a simplified tight binding model under illumination. We find that the three fold degeneracy remains symmetry protected even after applying light if the original band structure is rotationally symmetric around the degeneracy. Otherwise, light can lift the degeneracy and open up a gap. We further investigate the effect of light on the topological Fermi arcs by means of numerical computations. The changes caused by illumination are reflected in experimentally detectable signatures, such as the density of states and the anomalous Hall conductivity, which we calculate.

I. INTRODUCTION

In the last decades, topological aspects of physics have been in the limelight. Starting with the discovery of the quantum Hall effect^{1,2}, ideas from topology have started to permeate condensed matter and materials physics. More recently, the proposal and subsequent discovery of topological insulators and superconductors has led to intense activity^{3,4}. Building on these ideas, the concept of topological semimetals was proposed. They are a class of materials which harbor topologically stable energy band crossing near the Fermi surface. It was found that in materials such as graphene, the low energy behaviour around such degeneracies resembles the relativistic Dirac equation. Soon, condensed matter systems became a basis for the discovery and realisation of fermionic particles predicted in high energy physics such as Majorana fermions, and Dirac and Weyl fermions^{5,6}.

Free fermionic excitations in topological semimetals with no high-energy counterparts were recently discovered⁷. These novel materials, commonly called multifold semimetals, are characterised by higher order (larger than 2) band crossings at the degenerate points. Experiments have confirmed the presence of such higher order degeneracies in materials such as RhSi⁸, CoSi^{9,10}, AlPt¹¹ and the superconducting metal PdSb₂¹². These classes of materials exhibit several remarkable properties. Multifold fermions have an enhanced linear response (compared to Weyl fermions) due to their higher topological charge¹³. They also show a unique quantized photogalvanic effect¹⁴, which has been very recently detected in experiments¹⁵⁻¹⁷.

Floquet engineering¹⁸, or the controlling of topological transitions using periodic drives such as light, has recently become an interesting field of study^{19,20}. Starting from the work of Oka *et al.*, who discovered that applying light on graphene makes it behave like a topological insulator²¹, various theoretical studies²²⁻²⁶ and experiments²⁷⁻²⁹ have illustrated how new topological phases can be generated by the periodic driving of systems with light. Floquet engineering provides a new way of experimentally realising novel topological phases, with excellent tunability. Promising ways of experimentally realising tunable Weyl-semimetals by shining light on Dirac semimetals³⁰, topological insulators³¹ or nodal line semimetals³²⁻³⁴ have been demonstrated. More recently, Floquet theory has also been used to propose possible realisations of fractional Chern insulators³⁵ and topological superconductors³⁶. Possible applications of Floquet theory to generate new topological phases in bilayer graphene³⁷,

photonic systems^{38,39} and non-Hermitian systems⁴⁰ are also being explored.

Motivated by these developments, here, we study the effect of light on triple fold fermions using the Floquet formalism, based on an effective low energy model, as well as a simplified tight binding model. We show that elliptically polarized light can cause a band gap to open up and/or shift the three fold degeneracy depending on the intrinsic symmetries of the system. We map out the complete phase diagram of triple fold fermions under illumination and calculate the resulting anomalous Hall signatures. We also investigate the effect of light on the topological Fermi arcs by means of numerical computations employing a simplified tight-binding model. Our predicted signatures can be experimentally detected and provide new insights into the interaction between light and multifold fermions. We hope to motivate further exploration of the novel topological phases that can arise from the periodic driving of multifold semimetals.

II. EFFECTIVE LOW ENERGY MODEL

We consider the general low energy Hamiltonian around a three fold degenerate point as derived by Bradlyn *et al*⁷. Taking the degenerate point, k_0 , to be at the origin, the Hamiltonian reads:

$$H_{3f}(\mathbf{k}) = E_0 + \hbar v_f \begin{bmatrix} 0 & e^{i\phi} k_x & e^{-i\phi} k_y \\ e^{-i\phi} k_x & 0 & e^{i\phi} k_z \\ e^{i\phi} k_y & e^{-i\phi} k_z & 0 \end{bmatrix}, \quad (1)$$

where E_0 is an energy offset, \hbar is the reduced Planck's constant, v_f is the effective velocity around $\mathbf{k} = 0$, and ϕ is a material dependent parameter. We shall consider the three band touching point (3-BTP) to be at the Fermi energy and thus set $E_0 = 0$.

One can observe that for $\phi = \pi/6 \pmod{\pi/3}$ i.e. for $\phi = \pi/6, \pi/2, \dots$, the Hamiltonian takes the form $H = \mathbf{k} \cdot \mathbf{S}$, where \mathbf{S} is the spin-1 representation of SU(2) as given in Equation 24. The corresponding eigenvalues read $E = 0, \pm \hbar v_f k$, showing that the band-structure is completely centrosymmetric i.e. having complete rotational symmetry about the degeneracy at $\mathbf{k} = 0$. The band structures illustrating this are shown in Figure 1.

Away from these ϕ values, the conical bands tilt and the centrosymmetry about the degeneracy vanishes. The tilt is maximum for $\phi = 0 \pmod{\pi/3}$ i.e. for $\phi = 0, \pi/3, 2\pi/3, \dots$

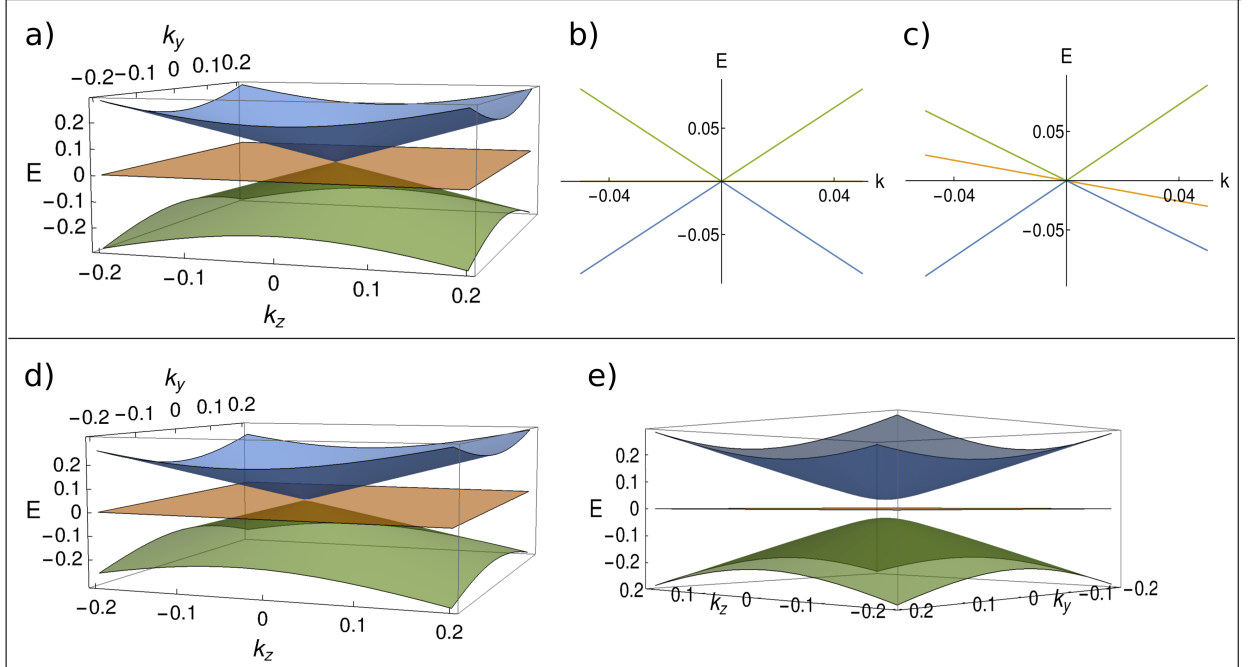


FIG. 1: Band structure plots illustrating the effect of light on three fold fermions. Top: Band structure before illumination. Bottom: Band structure after illumination. For panels (a), (d) and (e), the eigenvalues are plotted as a function of k_y and k_z (at $k_x = 0$). Panel (a) displays the three fold degeneracy at $\mathbf{k} = 0$. Panels (b) and (c) show the dispersion along $k_x = k_y = k_z$ for (b) $\phi = \pi/6$ and (c) $\phi = \pi/12$. The value of ϕ determines whether the three fold crossing is centrosymmetric (rotationally symmetric about the degeneracy) or not. Panels (d) and (e) show the resultant band structure after illumination for $\phi = \pi/2$ and $\phi = 0$ respectively. For $\phi = \pi/2$, the degeneracy remains intact but shifts along k_z whereas for $\phi = 0$ a band gap opens up. Here, we choose the following parameter values:

$$\hbar = 1, v_f = 1, e = 1, A_x = 2, A_y = 1, \omega = 30, \text{ and } \theta = \pi/2.$$

The upper and lower bands are topologically non-trivial, having Chern numbers ± 2 . The flat band in the middle is however trivial with Chern number zero. At half filling, the 3-BTP acts as a source of Berry curvature with charge $+2$ for $\phi \in (0, \frac{\pi}{3})$, whereas, it acts as a sink of Berry curvature with charge -2 for $\phi \in (\frac{\pi}{3}, \frac{2\pi}{3})$, and this pattern continues periodically. However, for $\phi = n\frac{\pi}{3}$, $n \in \mathbb{Z}$, the eigenvalue spectrum is degenerate along lines corresponding to $|k_x| = |k_y| = |k_z|$ and the Chern number is not defined. These ϕ points with extended degeneracy can be thought to partition the space of Hamiltonians into distinct phases that differ in their Fermi surface topology.

A. Floquet analysis for the low energy model

We next consider shining light on a material with three fold crossing. If a system is subjected to an external time-dependent periodic perturbation such that $H(t+T) = H(t)$, then the Floquet approximation states that in the high frequency (ω) limit, an effective Hamiltonian describing the system can be written as^{18,20}

$$H_{floq}(\mathbf{k}) = H_0(\mathbf{k}) + \frac{[H_{+1}(\mathbf{k}), H_{-1}(\mathbf{k})]}{\hbar\omega} + \mathcal{O}\left(\frac{1}{(\hbar\omega)^2}\right), \quad (2)$$

where $\omega = 2\pi/T$ and $H_m(\mathbf{k}) = \frac{1}{T} \int_0^T H(\mathbf{k}, t) e^{-im\omega t} dt$. In cases where the Hamiltonian $H(t)$ can be separated into a time-independent and a time-dependent part such that $H(\mathbf{k}, t) = H_0(\mathbf{k}) + V(\mathbf{k}, t)$, the expression simplifies to

$$H_{floq}(\mathbf{k}) = H_0(\mathbf{k}) + \frac{[V_{+1}(\mathbf{k}), V_{-1}(\mathbf{k})]}{\hbar\omega} + \mathcal{O}((V/\hbar\omega)^2). \quad (3)$$

If light is applied on our three fold fermion system, we can use Floquet theory to study the resulting effective band structure if the frequency of light, ω , is sufficiently large such that $\hbar\omega \gg V$ (see Appendix A). We denote the vector potential of applied light by $\mathbf{A}(t)$. For non-cavity modes, light is plane-polarised, allowing us to choose $A_z = 0$. Thus with a phase difference θ between the x and y components, we have $\mathbf{A} = [A_x \cos(\omega t), A_y \cos(\omega t + \theta), 0]$. The effect of this vector potential on our Hamiltonian can be incorporated through the standard Peierls substitution, i.e., $\mathbf{k} \rightarrow \mathbf{k} + \frac{e\mathbf{A}}{\hbar}$. This gives, $H_{3f}(\mathbf{k}, t) = H_{3f}(\mathbf{k}) + V(t)$, where,

$$V(t) = ev_f \begin{bmatrix} 0 & e^{i\phi} A_x \cos \omega t & e^{-i\phi} A_y \cos(\omega t + \theta) \\ e^{-i\phi} A_x \cos \omega t & 0 & 0 \\ e^{i\phi} A_y \cos(\omega t + \theta) & 0 & 0 \end{bmatrix}. \quad (4)$$

Now, for large ω , we can use the Floquet approximation given by Equation 3 to study the effective photon-dressed static Hamiltonian H_{floq} . After integrating over one time period, we obtain the form of the Fourier components as

$$V_{+1}(t) = \frac{ev_f}{2} \begin{bmatrix} 0 & e^{i\phi} A_x & e^{-i\phi} e^{i\theta} A_y \\ e^{-i\phi} A_x & 0 & 0 \\ e^{i\phi} e^{i\theta} A_y & 0 & 0 \end{bmatrix} \quad V_{-1}(t) = \frac{ev_f}{2} \begin{bmatrix} 0 & e^{i\phi} A_x & e^{-i\phi} e^{-i\theta} A_y \\ e^{-i\phi} A_x & 0 & 0 \\ e^{i\phi} e^{-i\theta} A_y & 0 & 0 \end{bmatrix}. \quad (5)$$

This gives the light induced term as

$$\frac{[V_{+1}, V_{-1}]}{\hbar\omega} = \frac{i(ev_f)^2 A_x A_y \sin \theta}{2\hbar\omega} \begin{bmatrix} 0 & 0 & 0 \\ 0 & 0 & -e^{-i2\phi} \\ 0 & e^{+i2\phi} & 0 \end{bmatrix} = i\hbar v_f \gamma \begin{bmatrix} 0 & 0 & 0 \\ 0 & 0 & -e^{-i2\phi} \\ 0 & e^{+i2\phi} & 0 \end{bmatrix}, \quad (6)$$

where we have defined the prefactor γ , having the same dimensions as k , as

$$\gamma = \frac{e^2 v_f A_x A_y \sin \theta}{2\hbar^2 \omega}. \quad (7)$$

Note that because of the $\sin \theta$ factor, γ and hence the light-induced term vanishes for linearly polarized light (i.e. for $\theta = 0$), while taking the maximum value for $\theta = \pi/2$ (elliptically polarized light).

B. Changes in the band structure

Our effective Floquet Hamiltonian after applying light thus reads

$$H_{f\text{loq}} = \hbar v_f \begin{bmatrix} 0 & e^{i\phi} k_x & e^{-i\phi} k_y \\ e^{-i\phi} k_x & 0 & e^{i\phi} k_z - i\gamma e^{-2i\phi} \\ e^{i\phi} k_y & e^{-i\phi} k_z + i\gamma e^{2i\phi} & 0 \end{bmatrix}. \quad (8)$$

For certain cases this Hamiltonian can be mapped back to the original low energy model, H_{3f} for three fold fermions. For $\phi = \frac{\pi}{6} \pmod{\pi/3}$, we can write $H_{f\text{loq}}(\mathbf{k}) = H_{3f}(\tilde{\mathbf{k}})$, where $\tilde{\mathbf{k}} = (k_x, k_y, k_z - \gamma \sin 3\phi)$. The system in presence of light is thus exactly like the unperturbed system but with the 3-BTP now shifted along the k_z axis. We now find the new eigenvalues

$$E = 0, \pm \hbar v_f \sqrt{k_x^2 + k_y^2 + (k_z - \gamma \sin 3\phi)^2}, \quad (9)$$

which are degenerate at $\mathbf{k} = (0, 0, \gamma \sin 3\phi)$. In contrast, however, for $\phi = 0 \pmod{\pi/3}$, we observe that a band gap opens up at $\mathbf{k} = 0$ (see Figure 1). For other intermediate values of ϕ , we find that a band gap opens up along with a shift in the 3-BTP. For $\phi \in (0, \frac{\pi}{3})$, it shifts to the right, while for $\phi \in (\frac{\pi}{3}, \frac{2\pi}{3})$, it shifts to the left, and this alternating pattern continues in a periodic manner.

Next, we find the analytical expressions for the light-induced band gap (Δ_g) and location of the 3-BTP after the shift (k_z^0). The eigenvalues of $H_{f\text{loq}}$ satisfy the following equation

$$E^3 - \hbar^2 v_f^2 E(\gamma^2 + k^2 - 2\gamma k_z \sin 3\phi) - 2\hbar^3 v_f^3 k_x k_y k_z \cos 3\phi = 0. \quad (10)$$

The exact form of the eigenvalues for any general ϕ can be derived (given in Appendix B), using which we obtain

$$\Delta_g = 2\hbar v_f \gamma \cos 3\phi \quad \text{and} \quad k_z^0 = \gamma \sin 3\phi. \quad (11)$$

These expressions succinctly summarize the trends described earlier (see Figure 2). For $\phi = 0 \pmod{\pi/3}$ we obtain the largest band gap opening $\Delta_g = 2\hbar v_f \gamma$ at $\mathbf{k} = 0$, while for $\phi = \pi/6 \pmod{\pi/3}$, we find the maximum shift of the 3-BTP to $k_z = \gamma$. The $\cos 3\phi$, $\sin 3\phi$ nature of variation of the band gap and shift respectively also captures the inherent $\pi/3$ periodicity in the response of the system. We note that the results recently reported in the literature⁴¹ for the special case of $\phi = \pi/2$ are consistent with ours.

Interestingly, we observe the maximum shift of the 3-BTP along the k_z -axis, with the three fold degeneracy being maintained, for cases where the original band structure was fully centrosymmetric around the degeneracy. Analogously, we observe the maximum band gap opening up for cases where the original band structure showed the maximal tilt along the $(1, 1, 1)$ direction. This matches Weyl semimetal studies where it has been shown that lifting the degeneracy in a fully centrosymmetric Weyl semimetal is difficult⁴². It has also been shown that tilted Weyl semimetals have a better response to light, and they can support significant photocurrents while centrosymmetric Weyls cannot⁴³.

C. Symmetry analysis

We discovered that depending on the value of ϕ , the three fold degeneracy can either be lifted or shifted upon illumination with elliptically polarized light. To understand the

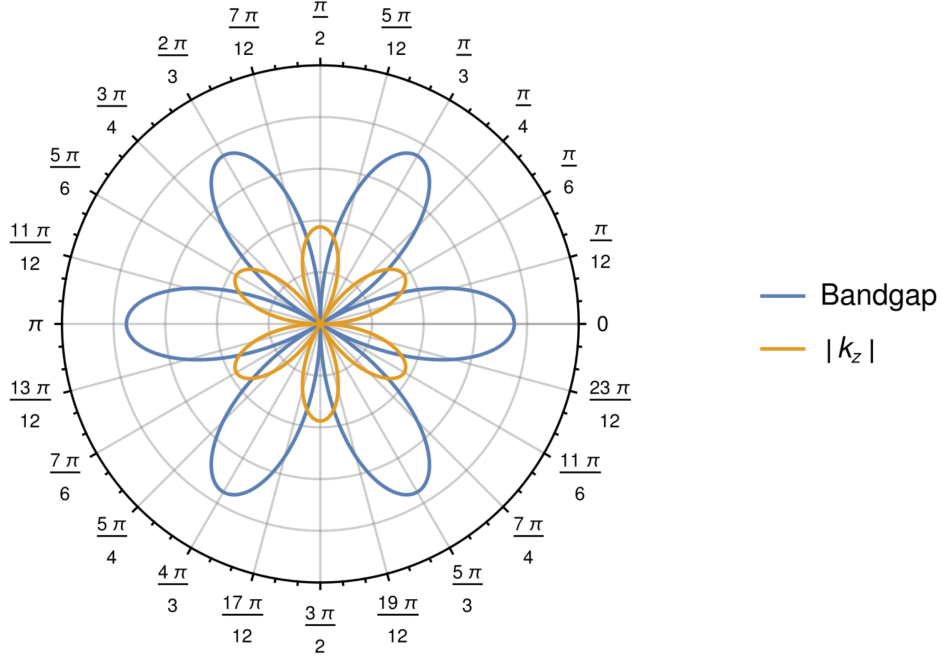


FIG. 2: Angular plot depicting the variation of the band-gap (Δ_g) and the shift of the 3 fold degeneracy ($|k_z|$) with ϕ . There is a $\pi/3$ periodicity in the response of the system. For $\phi = 0 \pmod{\pi/3}$, a maximum bandgap opens up with the shift being zero. Whereas, for $\phi = \pi/6 \pmod{\pi/3}$, there is a maximum shift along k_z but with no bandgap opening. Here

we set the following parameters values: $\hbar = 1$, $v_f = 1$, and $\gamma = 1/30$

underlying reason, it is insightful to look at the symmetries of our system, and see if they change after applying light. Multifold degeneracies in space group 199 are characterized by three unitary symmetries which protect the threefold degeneracy. They can be chosen to be⁷

$$G_1 = \begin{bmatrix} -1 & 0 & 0 \\ 0 & -1 & 0 \\ 0 & 0 & 0 \end{bmatrix}, \quad G_2 = \begin{bmatrix} 0 & 0 & -1 \\ 1 & 0 & 0 \\ 0 & -1 & 0 \end{bmatrix}, \quad G_3 = \begin{bmatrix} 0 & 0 & 1 \\ 1 & 0 & 0 \\ 0 & 1 & 0 \end{bmatrix}. \quad (12)$$

A Hamiltonian obeying these symmetries is constrained to satisfy the following conditions

$$G_i H(k) G_i^{-1} = H[D(G_i)k], \quad i = 1, 2, 3. \quad (13)$$

Here, the matrices $D(G_i)$ have the representation

$$D(G_1) = \begin{bmatrix} 0 & 0 & 0 \\ -1 & 0 & 0 \\ 0 & -1 & 0 \end{bmatrix}, \quad D(G_2) = \begin{bmatrix} 0 & -1 & 0 \\ 0 & 0 & -1 \\ 1 & 0 & 0 \end{bmatrix}, \quad D(G_3) = \begin{bmatrix} 0 & 1 & 0 \\ 0 & 0 & 1 \\ 1 & 0 & 0 \end{bmatrix}. \quad (14)$$

It is easy to verify that our original Hamiltonian H_{3f} satisfies Equation 13. Next, we investigate whether these symmetries are preserved once light is applied. We find that Equation 13 is satisfied by $H_{f\text{loq}}(\tilde{\mathbf{k}})$ with $\tilde{\mathbf{k}} = (k_x, k_y, k_z - \gamma \sin 3\phi)$, whenever $\phi = n\frac{\pi}{6} \pmod{\pi/3}$. This implies that for these values of ϕ , the three-fold degeneracy shifts but remains symmetry protected even after illumination. On the other hand, for all other values of ϕ , $H_{f\text{loq}}(\mathbf{k})$ fails to satisfy the symmetry conditions. The degeneracy is no longer symmetry protected and can be lifted by light leading to opening up of a band gap. Thus, we can understand our results based on these symmetry arguments.

D. Illustration of band structure engineering with densities of states

Having discussed the tuning of the band structure with light, we next illustrate these changes using the \mathbf{k} -resolved density of states (DOS) which can be directly measured in angle resolved photoemission (ARPES) experiments. The DOS at an energy E given by $\rho(E, \mathbf{k})$, can be calculated using⁴⁴

$$\rho(E, \mathbf{k}) = -\frac{1}{\pi} \text{Im}(\text{Tr}(G(E, \mathbf{k}))), \quad (15)$$

where the energy dependent Green's function $G(E, \mathbf{k})$ is given by

$$G(E, \mathbf{k}) = (E + i\eta - H_{f\text{loq}}(\mathbf{k}))^{-1}, \quad (16)$$

where $\eta \rightarrow 0^+$ is a positive infinitesimal. Contour plots for $\rho(E, \mathbf{k})$ obtained are presented in Figure 3. For the unperturbed system, we observe that the DOS for E close to the Fermi energy is large near $\mathbf{k} = 0$ due to the degeneracy, but decreases gradually as we move away from it. (Note that exactly at $E = 0$, the DOS would be very large due to the contributions from the flat band.) When light is applied, the high density point representing the three fold degeneracy shifts along k_z for $\phi = \pi/6 \pmod{\pi/3}$. While, for other ϕ values, the high DOS near the center vanishes as the degeneracy is no longer present and a band gap opens

up. The dependence of Δ_g and k_z^0 on the intensity of applied light can also be clearly seen from our results.

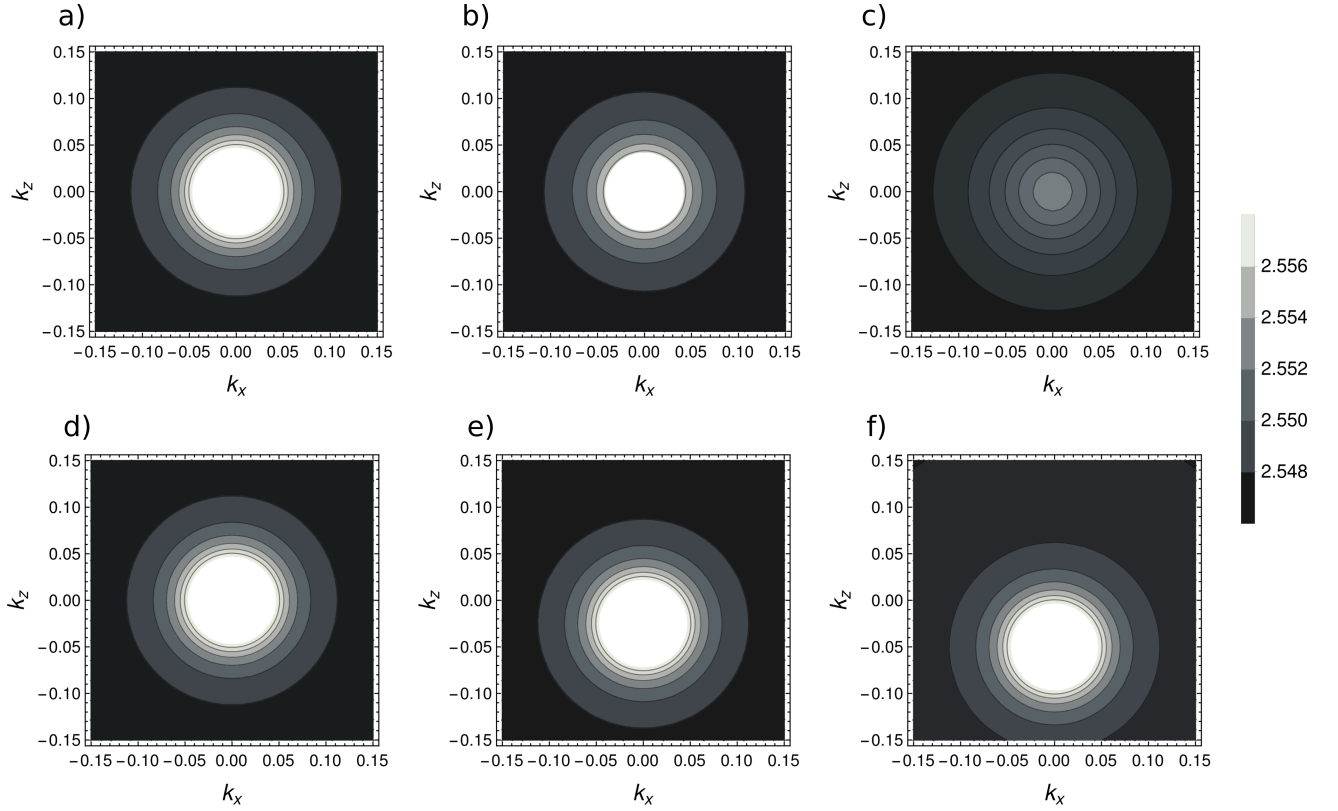


FIG. 3: Contour plots of the densities of states in the $k_x - k_z$ plane (with $k_y = 0$) at a constant energy, E , slightly off zero. Plots from left to right correspond to increasing amplitude of the applied light for $\phi = 0$ [(a)-(c)] and for $\phi = \pi/2$ [(d)-(f)]. Plots in the top (bottom) row clearly show the dependence of the bandgap (shift) on γ . In the top row, as γ increases, the high DOS near the centre of the $k_x - k_z$ plane (representing the degeneracy) decreases and gradually vanishes. In the bottom row, however, as γ increases, the high DOS region shifts along k_z . Here we choose the following values for the different parameters: $\hbar = 1$, $v_f = 1$, $e = 1$, $\theta = \pi/2$, $\omega = 30$, $E = 0.0025$, $\eta = 0.00005$, $A_y = 2$ and A_x varying in integer steps from 0 – 2 (left to right).

E. Anomalous Hall conductivity

The signatures of light-induced changes to three fold fermions could be observed in several experimental probes. We propose measurement of the anomalous Hall effect as a direct way

to verify the light-induced changes. As we discussed before, for $\phi = \pi/6 \pmod{\pi/3}$, we can write $H_{f\text{loq}}(\mathbf{k}) = H_{3f}(\mathbf{k} - \delta\mathbf{k})$ where $\delta\mathbf{k} = (0, 0, \gamma \sin 3\phi)$. A band gap does not open up at these values of ϕ , and the 3-BTP continues to behave like a source or sink of Berry curvature with monopole charge ± 2 . Moreover, since the flat band is topologically trivial with Chern number zero, for these particular values of ϕ , we can calculate the change in the anomalous Hall conductivity, $\Delta\sigma_{xy}$, at half filling using the relation²⁴

$$\Delta\sigma_{xy} = n \frac{e^2}{h} \frac{\nu_z}{2\pi}. \quad (17)$$

Here n is the Chern number of the lower band and ν_z is the shift of the 3-BTP along the k_z direction after applying light. Thus, for our case we get,

$$\Delta\sigma_{xy} = 2 \times \frac{e^2}{h} \times \frac{\gamma \sin 3\phi}{2\pi} = \frac{e^2}{h} \frac{\gamma \sin 3\phi}{\pi} = \pm \frac{e^2 \gamma}{\pi h}. \quad (18)$$

As the monopole charge of our three fold fermion is twice that of a Weyl fermion, the resulting anomalous Hall signature also comes out to be double of its Weyl counterpart⁴¹. We will next discuss the values of different parameters required for experimental verification of our proposal and show that they lie well within current reach.

F. Experimental considerations

Now, we estimate values for the change in Hall voltage and band gap likely to be measured in experiments. If our sample with transverse dimensions $l_x \times l_y$ and thickness $l_z = d$ is illuminated with a high frequency laser of power P shining normally along z direction, the penetration depth for light would be given by $\delta(\omega) = \frac{n(\omega)c\epsilon_0}{\text{Re}\sigma_{xx}(\omega)}$, where n is the refractive index of the material, σ_{xx} is the longitudinal Hall conductivity, c is the speed of light and ϵ_0 is the permittivity of free space. When a current I_x is applied along x -direction, we can thus measure a Hall voltage V_y along the perpendicular direction, given by^{24,33}

$$V_y = \frac{\sigma_{xy}\delta/d}{\sigma_{xx}^2 + (\sigma_{xy}\delta/d)^2} \frac{I_x}{d}. \quad (19)$$

As $\sigma_{xx} \gg \sigma_{xy}$, we can ignore the σ_{xy} term in the denominator. The change in the Hall conductivity due to light will then read

$$\Delta V_y \approx \frac{\Delta \sigma_{xy} \delta I_x}{\sigma_{xx}^2 d}. \quad (20)$$

For circularly polarised light, $\sin \theta = 1$ and $A_x = A_y = A$. Using $E \sim A\omega$, we thus get

$$\gamma = \frac{e^2 v_f A^2}{2\hbar^2 \omega} = \frac{e^2 \hbar v_f E^2}{2(\hbar\omega)^3} = \frac{e^2 \hbar v_f}{2(\hbar\omega)^3} \frac{2P(1-R)}{l_x l_y n(\omega) c \epsilon_0}, \quad (21)$$

where R is the reflectivity of the sample. This yields

$$\Delta V_y = \left(\frac{e^2}{\pi \hbar} \frac{e^2 \hbar v_f}{2(\hbar\omega)^3} \frac{2P(1-R)}{l_x l_y n(\omega) c \epsilon_0} \right) \left(\frac{n(\omega) c \epsilon_0}{\text{Re } \sigma_{xx}(\omega)} \right) \frac{I_x}{\sigma_{xx}^2 d^2}. \quad (22)$$

We choose the typical sample parameters as $l_x = l_y = 100 \mu\text{m}$, $d = 100 \text{ nm}$, $\sigma_{xx} \sim 10^6 \Omega^{-1}\text{m}^{-1}$, $\text{Re } \sigma_{xx}(\omega) \sim 10^5 \Omega^{-1}\text{m}^{-1}$ and $v_f \sim 5 \times 10^5 \text{ m/s}$ and consider shining a mid-infrared laser pulse with $\omega = 30 \text{ THz}$ and $P = 1 \text{ W}$ on our sample. With $R = 0.8$ and $I_x = 1 \text{ A}$, we finally obtain $\Delta V_y = 290 \text{ nV}$, which can be easily detected in experiment.

As the band gap is directly proportional to the intensity of applied light $I \sim P/l_x l_y$, using a laser with the same power $P = 1 \text{ W}$ but smaller spot size would lead to larger effect on the band structure. With $l_x = l_y = 1 \mu\text{m}$, we get $\Delta_g = 2\hbar v_f \gamma \approx 25 \text{ meV}$, which can again be readily measured in current ARPES experiments.

III. LATTICE MODEL

Next, we consider a lattice model having two triply degenerate points of opposite monopole charge in the first Brillouin zone to investigate the nature of the Fermi arcs and the effect of light on them. From here on, we work in units where \hbar, v_f and e are unity for simplicity.

We start with a simplified tight binding model for triple-component fermions without spin-orbit coupling (or $\phi = \pi/2$)⁴⁵. The Hamiltonian reads

$$H(\mathbf{k}) = t \sin k_x S_x + t \sin k_y S_y + [t_z \cos k_z + m(\cos k_x + \cos k_y - 2)] S_z, \quad (23)$$

where $\mathbf{S} = (S_x, S_y, S_z)$ is a spin-1 representation of $\text{SU}(2)$

$$\mathbf{S} = i \begin{bmatrix} 0 & \hat{e}_x & -\hat{e}_y \\ -\hat{e}_x & 0 & \hat{e}_z \\ \hat{e}_y & -\hat{e}_z & 0 \end{bmatrix}. \quad (24)$$

In the Hamiltonian, the $\cos k_z$ term vanishes at $k_z = \pm\pi/2$. We work with the case where $t_z = m$ such that the mass term can vanish at $(k_x, k_y) = (0, 0)$ where the coefficients of S_x and S_y also go to zero. With the above constraint, the system possess two three fold degeneracies at $\mathbf{k} = (0, 0, \pm\frac{\pi}{2})$ in the band structure. We generalize this lattice model for all values of ϕ and write the generalized Hamiltonian, H_{tb} , as

$$H_{tb}(\mathbf{k}) = \begin{bmatrix} 0 & e^{i\phi}t \sin k_x & e^{-i\phi}t \sin k_y \\ e^{-i\phi}t \sin k_x & 0 & e^{i\phi}m(\cos k_z + \cos k_x + \cos k_y - 2) \\ e^{i\phi}t \sin k_y & e^{-i\phi}m(\cos k_z + \cos k_x + \cos k_y - 2) & 0 \end{bmatrix}. \quad (25)$$

The eigenvalues of $H_{tb}(\mathbf{k})$ are plotted in Figure 4(a) clearly showing the two 3-BTPs at $\mathbf{k} = (0, 0, \pm\frac{\pi}{2})$. We note that in the limit of $\mathbf{k} \rightarrow (0, 0, -\frac{\pi}{2})$, we recover exactly our low energy Hamiltonian, H_{3f} , as given by Equation 1. The band structure close to $k_z = \pm\frac{\pi}{2}$ also faithfully retains all the properties of the low energy Hamiltonian discussed above.

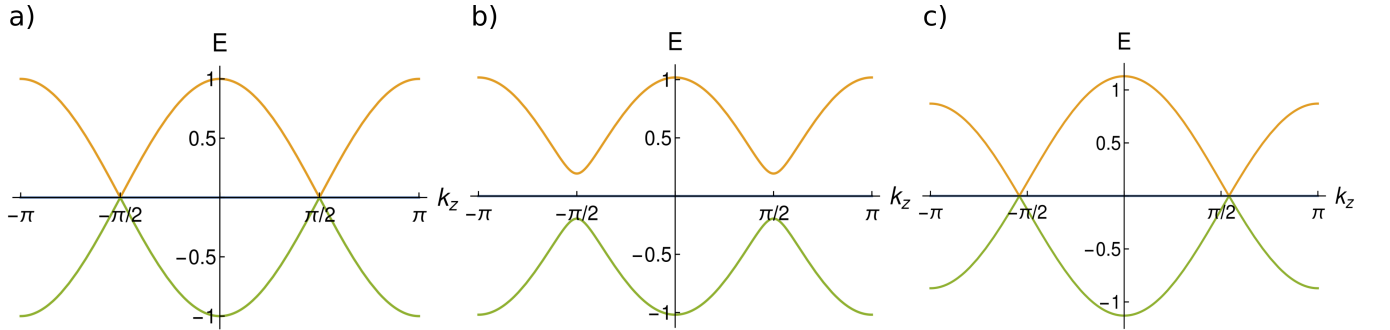


FIG. 4: Band structure plots illustrating the effect of light on the lattice model. Eigenvalues of H_{tb} (a) and H_F (b,c) are as function of k_z (at $k_x = k_y = 0$). Plot (a) clearly shows the two three fold degenerate points at $\mathbf{k} = (0, 0, \pm\frac{\pi}{2})$ before applying light. After applying light, a band gap opens up for $\phi = \pi/3$ (b), while the degeneracies shift along k_z for $\phi = \pi/2$ (c). This matches our low energy model findings. Here we choose the following parameter values: $t = 1$, $t_z = m = 1$, $A_x = 1$, $A_y = 1$, and $\omega = 3$.

A. Floquet analysis for the tight binding model

Next, we examine the properties of the tight binding model upon illumination. When we shine light on our lattice system, we can again use Floquet theory to study the resulting effective band structures. From our analysis of the low energy model, we know that linearly polarised light cannot change the band structure while elliptically polarised light affects it the most. We thus choose $\theta = \pi/2$, giving the vector potential of light as $\mathbf{A} = (A_x \cos \omega t, -A_y \sin \omega t, 0)$. After some calculations, we find the lowest order light induced term to be

$$\frac{[V_{+1}, V_{-1}]}{\omega} = i\zeta \begin{bmatrix} 0 & -e^{-2i\phi} mt \sin k_x \cos k_y & e^{2i\phi} mt \sin k_y \cos k_x \\ e^{2i\phi} mt \sin k_x \cos k_y & 0 & -e^{-2i\phi} t^2 \cos k_x \cos k_y \\ -e^{-2i\phi} mt \sin k_y \cos k_x & e^{2i\phi} t^2 \cos k_x \cos k_y & 0 \end{bmatrix}, \quad (26)$$

with ζ defined as

$$\zeta = \frac{2J_1(A_x)J_1(A_y)}{\omega}, \quad (27)$$

where J_1 is the Bessel function of the first kind. The photon-dressed effective Hamiltonian reads $H_F = H_{tb} + \frac{[V_{+1}, V_{-1}]}{\omega}$. Plots of the eigenvalues of H_F are presented in Figures 4(b) and 4(c). From the band structure, we observe that a band gap opens up and/or the two 3-BTPs shift along the k_z axis depending on the value of ϕ , similar to the case of the low energy model. The pattern exactly matches the one shown in Figure 2, in agreement with our low energy effective model analysis. For $\phi \in (0, \frac{\pi}{3})$, the two 3-BTPs shift inward towards $k_z = 0$, while for $\phi \in (\frac{\pi}{3}, \frac{2\pi}{3})$, they shift outwards, and the pattern continues in a periodic fashion.

B. Surface States and Fermi Arcs

As our system has a non-trivial topology, we expect to observe topologically protected surface states representing the bulk-boundary correspondence. To investigate these surface states and the effect of light on them we consider our generalised tight binding model under open boundary conditions. We make our lattice finite along the x -direction, while keeping

it periodic along the y and z directions. The numerical results for the band structure are shown in Figure 5(a). Apart from the bulk bands, we find that surface states connecting the two 3-BTPs appear in this slab geometry. As shown in Figure 5(b), their corresponding wavefunctions are highly localized near the surface for k_z close to zero but start penetrating into the bulk as the surface states mix with the bulk bands. Both the upper and the lower bands contribute two such states, in agreement with the bulk Chern number for the two bands being ± 2 .

After applying light, we observe that the surface states remain intact [see Figures 5(c) and 5(d)], indicating that light does not change the Chern number of the bands. The structure of the surface states remains preserved for $\phi = \pi/6 \pmod{\pi/3}$, however, they now connect the shifted 3-BTPs. For other values of ϕ where a gap opens up, the surface states do not traverse the bulk gap. The wavefunction for these surface states, however, does not show any significant change with respect to surface localization and decay upon illumination with light.

C. Anomalous Hall conductivity

We now move on to calculate the change in the anomalous Hall signature for our lattice model for $\phi = \pi/2$ and compare it to our low energy effective model results. Analogous to a Weyl semimetal^{6,46}, our three fold semimetal can be thought of as being constructed by stacking planes of anomalous Hall insulators with Chern numbers ± 2 along k_z ⁴⁵. We show two such anomalous Hall insulator planes in Figure 6. For $k_z \in (-\pi/2, \pi/2)$, each plane possesses chiral surface states traversing the gap which show a quantized Hall conductance. However, for planes beyond $\pi/2$, no such surface states are present. Thus, at half filling the semimetal would show a large anomalous Hall conductivity coming from contributions from each of the planes between the two 3-BTPs implying $\sigma_{xy} = 2 \times \frac{e^2}{h} \times \frac{K_0}{2\pi}$ where K_0 is the separation between the two 3-BTPs. This gives $\sigma_{xy} = \frac{e^2}{h}$.

When light is applied, K_0 changes, leading to a change in the anomalous Hall signature. To get an analytical form for the 3-BTP shift, we consider the mass term in H_{tb} at $k_x = k_y = 0$ which reads $\cos k_z + \zeta$. For small ζ , the mass term vanishes for $k_z = \pm(\pi/2 + \delta k_z)$. From the condition, $-\zeta = \cos(\pi/2 + \delta k_z)$, where $\cos(\pi/2 + \delta k_z) \approx -\delta k_z^2/2$, we thus obtain $\delta k_z = \zeta$. This tells us that the Hall signature changes by

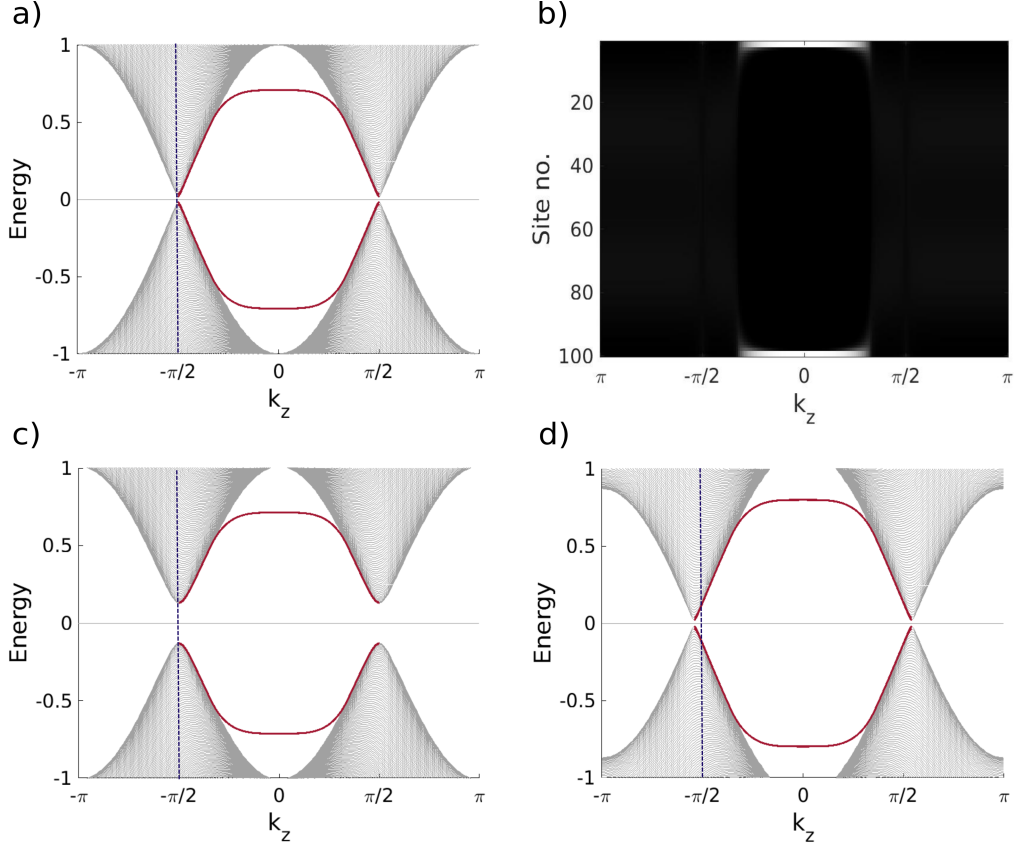


FIG. 5: Numerically calculated band structure for the lattice model in a slab geometry (a) without light and (c)-(d) with light. We consider a slab with 200 sites along the x -direction having periodic boundary conditions along the y and z directions. All eigenvalues have been plotted along k_z (at $k_y = 0$). Surface states arising due to the non-zero Chern number of the bands have been highlighted in red. The sum of distributions of their corresponding wavefunctions is shown in (b). They are highly surface localised near $k_z = 0$ but start penetrating into the bulk as the surface states mix with the bulk bands. Without application of light [panel (a)] the surface states connect the two three fold degeneracies. Under illumination with light, the surface states connect the shifted degeneracies for $\phi = \pi/2$ [panel (c)], while they do not traverse the bulk gap for $\phi = 0$ [panel (d)]. Here we use the following parameter values: $t = 1$, $t_z = m = 1$, $A_x = 1$, $A_y = 1$, and $\omega = 3$.

$$\Delta\sigma_{xy} = 2 \times \frac{e^2}{h} \times \frac{2\zeta}{2\pi} = \frac{2e^2\zeta}{\pi h}. \quad (28)$$

The contribution from each node $\sim \frac{e^2\zeta}{\pi h}$ is similar to the low energy model results. Such a change in the anomalous Hall conductivity of the three fold fermion material upon illumi-

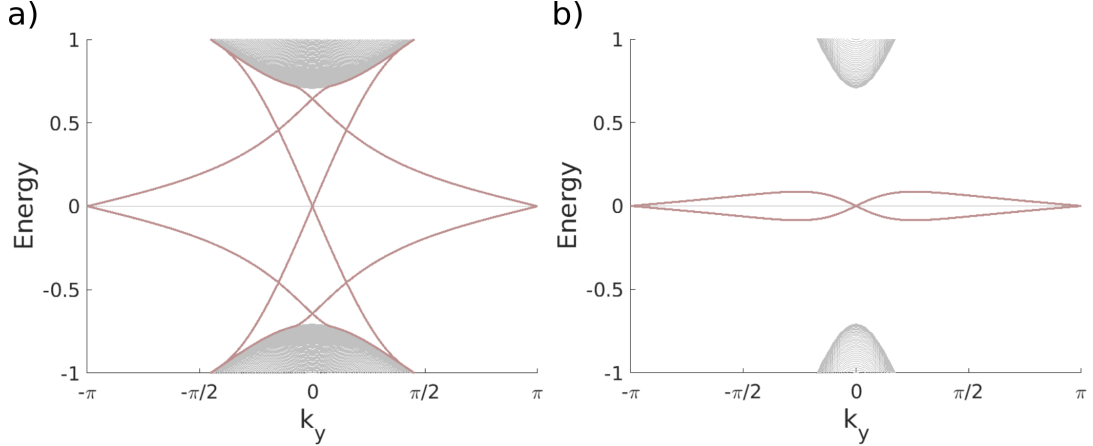


FIG. 6: Illustration of the anomalous Hall insulator planes that stack to give rise to multifold fermion semimetal. (a) A plane at $k_z = \pi/4$ representing all planes in $k_z \in (-\pi/2, \pi/2)$. (b) A plane at $k_z = 3\pi/4$ representing all planes in $k_z \in (-\pi, -\pi/2) \cup (\pi/2, \pi)$. The band structure has been numerically calculated for the lattice model in a slab geometry similar to Figure 5. Surface states arising due to the slab geometry are highlighted in red. In panel (a) we can see chiral surface states traversing the gap, whereas in panel (b) no such surface states are present. As before, we choose the following parameter values: $t = 1$, $t_z = m = 1$, $A_x = 1$, $A_y = 1$, and $\omega = 3$.

nation could be measured directly to test our predictions.

IV. SUMMARY

We have studied the effect of light on triple fold fermions, employing an effective low energy model and a simplified tight binding model, using the Floquet-Magnus expansion. We have shown that elliptically polarized light can cause a band gap to open up and/or shift the three fold degeneracy depending on the intrinsic symmetries of the system. These changes are directly reflected in the k -resolved density of states which one can readily measure in experiments. We show how the shift in the degeneracy changes the anomalous Hall conductivity causing an experimentally detectable change in the Hall voltage. We have also discussed the experimental feasibility of our proposals. We hope that our work further motivates exploration of light-matter interaction in multifold fermions.

ACKNOWLEDGMENTS

We thank Barry Bradlyn (University of Illinois at Urbana-Champaign) and Snehasish Nandy (University of Virginia) for useful discussions. R.J. thanks the Kishore Vaigyanik Protsahan Yojana (KVPY) for a fellowship. A.N. acknowledges support from the start-up grant (SG/MHRD-19-0001) of the Indian Institute of Science.

Appendix A: Validity of Floquet approximation

In the Floquet expansion for the low energy model, the various terms in increasing powers of $(1/\omega)$ have the form: H_0 , $V\frac{V}{\hbar\omega}$, $V(\frac{V}{\hbar\omega})^2$, and so on. Keeping terms only up to first order in $V/\hbar\omega$ is reasonable if $\omega \gg \frac{V}{\hbar} \approx \frac{ev_f A}{\hbar}$. Using $E \sim A\omega$, where E is the root-mean-squared value of the electric field of light, we get the condition $\omega \gg \frac{ev_f E}{\hbar\omega}$ or $\omega \gg \sqrt{\frac{ev_f E}{\hbar}}$. Now, $E \sim \sqrt{\frac{2I(1-R)}{nce_0}}$, where, I is the intensity of applied light. With the different parameters as given in Section II F, we get the condition on the possible applied frequencies as $\omega \gg 1$ THz.

Appendix B: Analytical form of the energy bands

The eigenvalues for $H_{f\text{loq}}$ read

$$E_+ = \frac{2\hbar v_f}{\sqrt{3}} \sqrt{\lambda_1} \cos\left(\frac{\psi - \pi}{3}\right) \quad E_- = -\frac{2\hbar v_f}{\sqrt{3}} \sqrt{\lambda_1} \cos\left(\frac{\psi}{3}\right) \quad E_0 = \frac{2\hbar v_f}{\sqrt{3}} \sqrt{\lambda_1} \cos\left(\frac{\psi + \pi}{3}\right)$$

$$\text{with, } \psi = \begin{cases} \tan^{-1}\left(\frac{\sqrt{4\lambda_1^3 - \lambda_2^2}}{\lambda_2}\right) & \text{if } \lambda_2 > 0 \\ \pi/2 & \text{if } \lambda_2 = 0 \\ \tan^{-1}\left(\frac{\sqrt{4\lambda_1^3 - \lambda_2^2}}{\lambda_2}\right) + \pi & \text{if } \lambda_2 < 0 \end{cases}$$

$$\text{where, } \lambda_1 = |k|^2 + \gamma^2 - 2k_z \gamma \sin 3\phi \quad \text{and} \quad \lambda_2 = -54k_x k_y k_z \cos 3\phi \tag{B1}$$

At special values of $\phi = \frac{\pi}{6} \pmod{\pi/3}$, we recover the eigenvalues $E_{\pm} = 0, \pm\hbar v_f \sqrt{k_x^2 + k_y^2 + (k_z - \gamma/\hbar)^2}$ as discussed in the text.

* awadhesh@iisc.ac.in

¹ K. v. Klitzing, G. Dorda, and M. Pepper, Phys. Rev. Lett. **45**, 494 (1980).

- ² D. J. Thouless, M. Kohmoto, M. P. Nightingale, and M. den Nijs, *Phys. Rev. Lett.* **49**, 405 (1982).
- ³ M. Z. Hasan and C. L. Kane, *Rev. Mod. Phys.* **82**, 3045 (2010).
- ⁴ X.-L. Qi and S.-C. Zhang, *Rev. Mod. Phys.* **83**, 1057 (2011).
- ⁵ A. A. Burkov, *Nature Materials* **15**, 1145 (2016).
- ⁶ N. P. Armitage, E. J. Mele, and A. Vishwanath, *Rev. Mod. Phys.* **90**, 015001 (2018).
- ⁷ B. Bradlyn, J. Cano, Z. Wang, M. G. Vergniory, C. Felser, R. J. Cava, and B. A. Bernevig, **353** (2016), 10.1126/science.aaf5037.
- ⁸ G. Chang, S.-Y. Xu, B. J. Wieder, D. S. Sanchez, S.-M. Huang, I. Belopolski, T.-R. Chang, S. Zhang, A. Bansil, H. Lin, and M. Z. Hasan, *Phys. Rev. Lett.* **119**, 206401 (2017).
- ⁹ D. Takane, Z. Wang, S. Souma, K. Nakayama, T. Nakamura, H. Oinuma, Y. Nakata, H. Iwasawa, C. Cacho, T. Kim, K. Horiba, H. Kumigashira, T. Takahashi, Y. Ando, and T. Sato, *Phys. Rev. Lett.* **122**, 076402 (2019).
- ¹⁰ Z. Rao, H. Li, T. Zhang, S. Tian, C. Li, B. Fu, C. Tang, L. Wang, Z. Li, W. Fan, J. Li, Y. Huang, Z. Liu, Y. Long, C. Fang, H. Weng, Y. Shi, H. Lei, Y. Sun, T. Qian, and H. Ding, *Nature* **567**, 496 (2019).
- ¹¹ N. B. M. Schröter, D. Pei, M. G. Vergniory, Y. Sun, K. Manna, F. de Juan, J. A. Krieger, V. Süss, M. Schmidt, P. Dudin, B. Bradlyn, T. K. Kim, T. Schmitt, C. Cacho, C. Felser, V. N. Strocov, and Y. Chen, *Nature Physics* **15**, 759 (2019).
- ¹² N. Kumar, M. Yao, J. Nayak, M. G. Vergniory, J. Bannier, Z. Wang, N. B. M. Schröter, V. N. Strocov, L. Müchler, W. Shi, E. D. L. Rienks, J. L. Mañes, C. Shekhar, S. S. P. Parkin, J. Fink, G. H. Fecher, Y. Sun, B. A. Bernevig, and C. Felser, *Advanced Materials* **32**, 1906046 (2020).
- ¹³ M.-A. Sánchez-Martínez, F. de Juan, and A. G. Grushin, *Phys. Rev. B* **99**, 155145 (2019).
- ¹⁴ F. Flicker, F. de Juan, B. Bradlyn, T. Morimoto, M. G. Vergniory, and A. G. Grushin, *Phys. Rev. B* **98**, 155145 (2018).
- ¹⁵ D. Rees, K. Manna, B. Lu, T. Morimoto, H. Borrmann, C. Felser, J. E. Moore, D. H. Torchinsky, and J. Orenstein, “Observation of topological photocurrents in the chiral weyl semimetal rhsi,” (2019), arXiv:1902.03230 [cond-mat.mes-hall].
- ¹⁶ Z. Ni, K. Wang, Y. Zhang, O. Pozo, B. Xu, X. Han, K. Manna, J. Paglione, C. Felser, A. G. Grushin, F. de Juan, E. J. Mele, and L. Wu, “Giant topological longitudinal circular photogalvanic effect in the chiral multifold semimetal cosi,” (2020), arXiv:2006.09612 [cond-mat.mtrl-]

- sci].
- ¹⁷ Z. Ni, B. Xu, M. A. Sanchez-Martinez, Y. Zhang, K. Manna, C. Bernhard, J. W. F. Venderbos, F. de Juan, C. Felser, A. G. Grushin, and L. Wu, “Linear and nonlinear optical responses in the chiral multifold semimetal rhsi,” (2020), arXiv:2005.13473 [cond-mat.mtrl-sci].
 - ¹⁸ J. Cayssol, B. Dóra, F. Simon, and R. Moessner, *Physica Status Solidi - Rapid Research Letters* **7**, 101 (2013).
 - ¹⁹ U. D. Giovannini and H. Hübener, *Journal of Physics: Materials* **3**, 012001 (2019).
 - ²⁰ T. Oka and S. Kitamura, *Annual Review of Condensed Matter Physics* **10**, 387 (2019), <https://doi.org/10.1146/annurev-conmatphys-031218-013423>.
 - ²¹ T. Oka and H. Aoki, *Phys. Rev. B* **79**, 081406 (2009).
 - ²² N. H. Lindner, G. Refael, and V. Galitski, *Nature Physics* **7**, 490 (2011).
 - ²³ T. Kitagawa, T. Oka, A. Brataas, L. Fu, and E. Demler, *Phys. Rev. B* **84**, 235108 (2011).
 - ²⁴ C.-K. Chan, P. A. Lee, K. S. Burch, J. H. Han, and Y. Ran, *Phys. Rev. Lett.* **116**, 026805 (2016).
 - ²⁵ M. Ezawa, *Phys. Rev. Lett.* **110**, 026603 (2013).
 - ²⁶ A. Narayan, *Phys. Rev. B* **91**, 205445 (2015).
 - ²⁷ Y. H. Wang, H. Steinberg, P. Jarillo-Herrero, and N. Gedik, *Science* **342**, 453 (2013), <https://science.sciencemag.org/content/342/6157/453.full.pdf>.
 - ²⁸ J. W. McIver, B. Schulte, F.-U. Stein, T. Matsuyama, G. Jotzu, G. Meier, and A. Cavalleri, *Nature Physics* **16**, 38 (2020).
 - ²⁹ A. López and R. A. Molina, *Journal of Physics: Condensed Matter* **32**, 205701 (2020).
 - ³⁰ H. Hübener, M. A. Sentef, U. De Giovannini, A. F. Kemper, and A. Rubio, *Nature Communications* **8**, 13940 (2017).
 - ³¹ R. Wang, B. Wang, R. Shen, L. Sheng, and D. Y. Xing, *EPL (Europhysics Letters)* **105**, 17004 (2014).
 - ³² A. Narayan, *Phys. Rev. B* **94**, 041409 (2016).
 - ³³ Z. Yan and Z. Wang, *Phys. Rev. Lett.* **117**, 087402 (2016).
 - ³⁴ C.-K. Chan, Y.-T. Oh, J. H. Han, and P. A. Lee, *Phys. Rev. B* **94**, 121106 (2016).
 - ³⁵ A. G. Grushin, A. Gómez-León, and T. Neupert, *Phys. Rev. Lett.* **112**, 156801 (2014).
 - ³⁶ K. Takasan, A. Daido, N. Kawakami, and Y. Yanase, *Phys. Rev. B* **95**, 134508 (2017).
 - ³⁷ G. E. Topp, G. Jotzu, J. W. McIver, L. Xian, A. Rubio, and M. A. Sentef, *Phys. Rev. Research*

- 1, 023031 (2019).
- ³⁸ L. He, Z. Addison, J. Jin, E. J. Mele, S. G. Johnson, and B. Zhen, *Nature Communications* **10**, 4194 (2019).
- ³⁹ J. Guglielmon, S. Huang, K. P. Chen, and M. C. Rechtsman, *Phys. Rev. A* **97**, 031801 (2018).
- ⁴⁰ A. Banerjee and A. Narayan, arXiv preprint arXiv:2004.12606 (2020).
- ⁴¹ S. Firoz Islam and A. A. Zyuzin, *Phys. Rev. B* **100**, 165302 (2019).
- ⁴² J.-T. Wu, X.-H. Shi, and Y.-J. Wei, *Acta Mechanica Sinica* **28**, 1539 (2012), arXiv:1210.7643 [cond-mat.mtrl-sci].
- ⁴³ C.-K. Chan, N. H. Lindner, G. Refael, and P. A. Lee, *Phys. Rev. B* **95**, 041104 (2017).
- ⁴⁴ H. Bruus and K. Flensberg, *Many-Body Quantum Theory in Condensed Matter Physics: An Introduction*, Oxford Graduate Texts (OUP Oxford, 2004).
- ⁴⁵ S. Nandy, S. Manna, D. Călugăru, and B. Roy, *Phys. Rev. B* **100**, 235201 (2019).
- ⁴⁶ B. Bernevig and T. Hughes, *Topological Insulators and Topological Superconductors* (Princeton University Press, 2013).