

Information Source Finding in Networks: Querying with Budgets

Jaeyoung Choi*, Sangwoo Moon†, Jiin Woo††, Kyunghwan Son†, Jinwoo Shin† and Yung Yi†

Abstract—In this paper, we study a problem of detecting the source of diffused information by querying individuals, given a sample snapshot of the information diffusion graph, where two queries are asked: (i) whether the respondent is the source or not, and (ii) if not, which neighbor spreads the information to the respondent. We consider the case when respondents may not always be truthful and some cost is taken for each query. Our goal is to quantify the necessary and sufficient budgets to achieve the detection probability $1 - \delta$ for any given $0 < \delta < 1$. To this end, we study two types of algorithms: adaptive and non-adaptive ones, each of which corresponds to whether we adaptively select the next respondents based on the answers of the previous respondents or not. We first provide the information theoretic lower bounds for the necessary budgets in both algorithm types. In terms of the sufficient budgets, we propose two practical estimation algorithms, each of non-adaptive and adaptive types, and for each algorithm, we quantitatively analyze the budget which ensures $1 - \delta$ detection accuracy. This theoretical analysis not only quantifies the budgets needed by practical estimation algorithms achieving a given target detection accuracy in finding the diffusion source, but also enables us to quantitatively characterize the amount of extra budget required in non-adaptive type of estimation, referred to as *adaptivity gap*. We validate our theoretical findings over synthetic and real-world social network topologies.

Index Terms—Information source detection, Maximum likelihood estimation, Querying

I. INTRODUCTION

Information spread in networks is universal to model many real-world phenomena such as propagation of infectious diseases, diffusion of a new technology, computer virus/spam infection in the Internet, and tweeting and retweeting of popular topics. The problem of finding the information source is to identify the true source of information spread. This is clearly of practical importance, because harmful diffusion can be mitigated or even blocked, *e.g.*, by vaccinating humans or installing security updates [3]. Recently, extensive research attentions for this problem have been paid for various network topologies and diffusion models [3]–[10], whose major interests lie in constructing an efficient estimator and providing theoretical analysis on its detection performance.

Prior work has shown that the detection probability cannot be beyond 31% even for regular trees if the number of infected nodes is sufficiently large. This directly or indirectly

conclude that the information source finding turns out to be a challenging task unless sufficient side information or multiple diffusion snapshots are provided. There have been several research efforts which use multiple snapshots [11] or a side information about a restricted superset the true source belongs [12], thereby the detection performance is significantly improved. Another type of side information is the one obtained from *querying*, *i.e.*, asking questions to a subset of infected nodes and gathering more hints about who would be the true information source [1]. The focus of this paper is also on querying-based approach (we will shortly present the difference of this paper from [1] at the end of this section).

In this paper, we consider an *identity with direction* (id/dir in short) question as follows. First, a querier asks an identity question of whether the respondent¹ is the source or not, and if “no”, the respondent is subsequently asked the direction question of which neighbor spreads the information to the respondent. Respondents may be untruthful with some probability so that the multiple questions to the same respondent are allowed to filter the untruthful answers, and the total number of questions can be asked within a given budget. We consider two types of querying schemes: (a) *Non-Adaptive* (NA) and (b) *ADaptive* (AD). In NA-querying, a candidate respondent set is first chosen, and the id/dir queries are asked in a batch manner. In AD-querying, we start with some initial respondent, iteratively ask a series of id/dir questions to the current respondent, and adaptively determine the next respondent using the (possibly untruthful) answers from the previous respondent, where this iterative querying process lasts until the entire budget is used up. In general, it is known that the adaptive manner of processing data from observation or sampling is more efficient than that of the non-adaptive one in other research domains such as seeding problem in social network [13], [14], crowdsourcing problem [15] and community detection [16]. In our work, we first quantify the adaptiveness gain using the queried data on information source detection problem.

We summarize our main contributions in what follows.

- (a) First, we formulate an optimization problem that maximizes the detection probability over the number of questions to be asked, the candidate respondent set, and the estimators for a given diffusion snapshot and the answer samples. We discuss analytical challenges of the problem and then propose a tractable and appropriate model that

*: Department of AI Software, Gachon University, Republic of Korea. (e-mails: jychoi19@gachon.ac.kr). †: Department of Electrical Engineering, KAIST, Republic of Korea. (e-mails: {mununum, kevinson9473, jinwoos, yiyung}@kaist.ac.kr). ††: NAVER cooperation, Republic of Korea. (e-mails: jidoll4366@gmail.com). Yung Yi is the corresponding author. Part of this work was presented at the IEEE INFOCOM 2017 [1] and IEEE ISIT 2018 [2].

¹In this paper, we call ‘respondent’ by the node who is asked a question from the querier.

characterizes upper and lower bounds of the detection probability. Under this model, we obtain the necessary budgets for both querying schemes to achieve the $(1 - \delta)$ detection probability for any given $0 < \delta < 1$. To this end, we establish information theoretical lower bounds from the given diffusion snapshot and the answer samples from querying. Our results show that it is necessary to use the budget $\Omega\left(\frac{(1/\delta)^{1/2}}{\log(\log(1/\delta))}\right)$ for the **NA**-querying, whereas $\Omega\left(\frac{\log^{1/2}(1/\delta)}{\log(\log(1/\delta))}\right)$ for the **AD**-querying, respectively.

- (b) Second, to obtain the sufficient amount of budget for $(1 - \delta)$ detection performance, we consider two estimation algorithms, each for both querying schemes, based on a simple Majority Voting (MV) to handle the untruthful answer samples. We analyze simple, yet powerful estimation algorithms whose time complexities are $O(\max\{N, K^2\})$ for **NA**-querying and $O(\max\{N, K\})$ for **AD**-querying, respectively, where budget is K and the number of infected nodes is N . Our results show that the sufficient query budgets are $O\left(\frac{(1/\delta)}{\log(\log(1/\delta))}\right)$ for the **NA**-querying and $O\left(\frac{\log^2(1/\delta)}{\log(\log(1/\delta))}\right)$ for the **AD**-querying. The gap between necessary and sufficient budgets in both querying schemes is due to our consideration of simple, yet practical estimation algorithms based on majority voting, caused by the fact that the classical ML (Maximum Likelihood)-based estimation is computationally prohibitive and even its analytical challenge is significant. Our quantification of necessary and sufficient budgets enables us to obtain the lower and upper bounds of the *adaptive gap*, i.e., the gain of adaptive querying scheme compared to non-adaptive one.
- (c) Finally, our analytical results above provide useful guidelines on how much budget is necessary and sufficient to guarantee a given detection performance for different querying types when users are untruthful. We validate our findings via extensive simulations over popular random graphs (*Erdős-Rényi* and scale-free graphs) and a real-world Facebook network. As an example, in Facebook network, the **AD**-querying requires about 600 queries to achieve above 90% detection probability when $p = 0.6$ and $q = 0.3$ (Here, p and q are the probabilities of telling the truth for id question and direction question, respectively.) whereas the **NA**-querying requires more than 4000 queries to achieve same detection probability. This indicates that adaptive use of the querying budget is more efficient for finding the source than that of non adaptive one as we expected in the analytical results.

The remainder of this paper is organized as follows. Section II discusses related literature. In section III, we introduce our querying model under the information diffusion and describe our goal of the paper. The theoretical results for **NA**-querying and **AD**-querying with their adaptive gap will be presented in section IV and V, respectively and the corresponding proof will be provided in section VI. In section VII, we depict the simulation results and conclude the paper in section VIII.

II. RELATED WORK

The research on rumor² source detection has recently received significant attentions. In this section, we divide them into the following two categories: (1) estimation of a single source and (2) estimation of multiple sources.

(1) Single source estimation. Shah and Zaman [4], [5], [17] first considered the single source detection problem over a connected network. They introduced the metric called *rumor centrality* — a simple topology-dependent metric for a given diffusion snapshot. They showed that the rumor centrality describes the likelihood function when the underlying network is a regular tree and the diffusion follows the Susceptible-Infected (SI) model. Zhu and Ying [6] solved the source detection problem under the Susceptible-Infected-Removed (SIR) model and took a sample path approach to solve the problem, where the *Jordan center* was used, being extended to the case of sparse observations [18]. All the above detection mechanisms correspond to point estimators, whose detection performance tends to be low.

There were several attempts to boost up the detection probability. Wang *et al.* [11] showed that observing multiple different epidemic instances can significantly increase the detection probability. Dong *et al.* [12] assumed that there exist a restricted set of source candidates, where they showed the increased detection probability based on the Maximum a Posterior Estimator (MAPE). Choi *et al.* [19] showed that the anti-rumor spreading under some distance distribution of rumor and anti-rumor sources helps to find the rumor source by using the MAPE. Recently, there have been some approaches for a realistic graph topology or a partial observation setting. Luo *et al.* [20] considered the problem of estimating an infection source for the SI model, in which not all infected nodes can be observed. When the network is a tree, they showed that an estimator for the source node associated with the most likely infection path that yields the limited observations is given by a *Jordan center*, i.e., a node with the minimum distance to the set of observed infected nodes. They also proposed approximate source estimators for general networks. Kumar *et al.* [21] considered the case where additional relative information about the infection times of a fraction of node pairs is also available to the estimator. The authors took a complementary approach where the estimator for general networks ranks each node based on counting the number of possible spreading patterns with a given node as root that are compatible with the observations. Zhu *et al.* [3] considered the *Erdős-Rényi* (ER) random graph and proposed a new source localization algorithm, called the Short-Fat Tree (SFT) algorithm. The algorithm selects the node such that the Breadth-First Search (BFS) tree from the node has the minimum depth but the maximum number of leaf nodes. Performance guarantees of SFT under the Independent Cascade (IC) model have been established for both tree networks and the ER random graph. Chang *et al.* [9] considered both infected and uninfected nodes to estimate the likelihood for the detection on a general loopy

²We use the terms “information” and “rumor” interchangeably.

graph. They considered a MAPE to detect the source for the general graph using the rumor centrality as a prior. Jiang *et al.* [22] considered time-varying networks where there is the temporal variation in the topology of the underlying networks. They introduced an effective approach used in criminology to overcome the challenges.

(2) Multiple sources estimation. In the multiple sources estimation problem, it is required to infer the set of source nodes which results in the diffusion snapshot. Despite the difficulty of the problem, some prior studies tried to solve this problem by appropriate set estimation methods. Prakash *et al.* [23] proposed to employ the Minimum Description Length (MDL) principle to identify the best set of seed nodes and virus propagation ripple, which describes the infected graph most succinctly. They proposed a highly efficient algorithm to identify likely sets of seed nodes given a snapshot and show that it can optimize the virus propagation ripple in a principled way by maximizing the likelihood. Zhu *et al.* [24] proposed a new source localization algorithm, named Optimal-Jordan-Cover (OJC). The algorithm first extracts a subgraph using a candidate selection algorithm that selects source candidates. Considering the heterogeneous SIR diffusion in the ER random graph, they proved that OJC can locate all sources with probability one asymptotically with partial observations. Ji *et al.* [25] developed a theoretical framework to estimate rumor sources, given an observation of the infection graph and the number of rumor sources. They considered a scenario that sources start to spread the rumor at a different time. They first studied the two-source identification problem in a tree network under the SI model and then generalized the framework to multiple sources and for all graph types. Jaing *et al.* [26] proposed a novel method to identify multiple diffusion sources, which can address the question of how many sources there are and where the diffusion emerges. They derived an optimization formulation for the multi-source identification problem and quantified the detection performance for the proposed algorithm.

To the best of our knowledge, our paper is the first to quantitatively consider the querying approach, which uses the snapshot of the infection graph and additional side-information from querying, appropriately. The results give the necessary and sufficient amount of querying budgets to achieve the target detection probability based on information theoretical techniques and simple algorithms with low complexity (Majority Voting based one), respectively.

III. MODEL AND GOAL

A. Diffusion Model and MLE

Diffusion Model. We consider an undirected graph $G = (V, E)$, where V is a countably infinite set of nodes and E is the set of edges of the form (i, j) for $i, j \in V$. Each node represents an individual in human social networks or a computer host in the Internet, and each edge corresponds to a social relationship between two individuals or a physical connection between two Internet hosts. As an information

spreading model, we consider a SI model under exponential distribution with rate of λ_{ij} for the edge (i, j) , and all nodes are initialized to be susceptible except the information source. Once a node i has an information, it is able to spread the information to another node j if and only if there is an edge between them. We denote by $v_1 \in V$ the information source, which acts as a node that initiates diffusion and denote by $V_N \subset V$, N infected nodes under the observed snapshot $G_N \subset G$. In this paper, we consider the case when G is a regular tree, the diffusion rate λ_{ij} is homogeneous with unit rate, *i.e.*, $\lambda_{ij} = \lambda = 1$, and N is large, as done in many prior work [4], [5], [11], [12], [27]. We assume that there is no prior distribution about the source, *i.e.*, the uniform distribution.

Maximum Likelihood Estimator (MLE). As a preliminary, we explain the notion of *rumor centrality*, which is a graph-theoretic score metric and is originally used in detecting the rumor source in absence of querying and users' untruthfulness. This notion is also importantly used in our framework as a sub-component of the algorithms for both **NA**-querying and **AD**-querying. In regular tree graphs, Shah and Zaman [4] showed that the source chosen by the MLE becomes the node with highest rumor centrality. Formally, the estimator chooses v_{RC} as the rumor source defined as

$$\begin{aligned} v_{RC} &= \arg \max_{v \in V_N} \mathbb{P}(G_N | v = v_1) \\ &= \arg \max_{v \in V_N} R(v, G_N), \end{aligned} \quad (1)$$

where v_{RC} is called *Rumor Center* (RC) and $R(v, G_N)$ is the rumor centrality of a node v in V_N . The rumor centrality of a particular node is calculated only by understanding the graphical structure of the rumor spreading snapshot, *i.e.*, $R(v, G_N) = N! \prod_{u \in V_N} (1/T_u^v)$ where T_u^v denotes the number of nodes in the subtree rooted at node u , assuming v is the root of tree G_N (see [4] for details).

B. Querying Model

Querying with untruthful answers. Using the diffusion snapshot of the information, a detector performs querying which refers to a process of asking some questions. We assume that a fixed budget K is given to the detector (or the querier) and a unit budget has worth of asking one pair of id/dir question, *i.e.*, "Are you the source?" first and if the respondent answers "yes" then it is done. Otherwise, the detector subsequently asks a direction question as "Which neighbor spreads the information to you?". In answering a query, we consider that each respondent v is only partially truthful in answering id and dir questions, with probabilities of being truthful, p_v and q_v , respectively. To handle untruthful answers, the querier may ask to a respondent v the question multiple times, in which v 's truthfulness is assumed to be independent. More precisely, we define a Bernoulli random variable I that represents a respondent's answer for the id question, such that I is one with probability (w.p.) p_v and I is zero w.p. $1 - p_v$. Similarly, we define a respondent's random answer D for the dir question, such that D is one w.p. q_v and D is i w.p. $(1 - q_v)/(d - 1)$, for $i = 2, \dots, d$. We also assume that homogeneous truthfulness

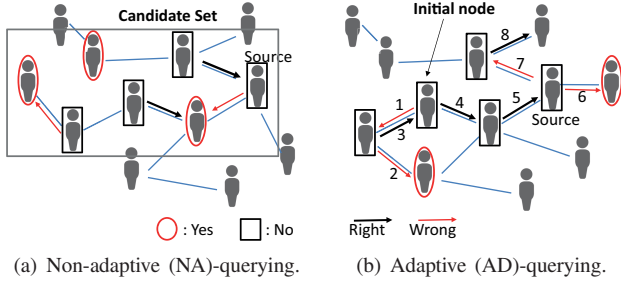


Fig. 1. Examples of two querying types with untruthful answers ($r = 1$). In (a), the querier selects a candidate set (a large square) and asks just one id/direction question in a batch manner under the untruthful answers. In (b), starting from the initial node, the querier first asks one id/direction question and adaptively tracks the true source with the untruthful answers. (In (b), “True” is the direction of true parent and “Wrong” is the wrong direction.)

across individuals, i.e., $p_v = p$ and $q_v = q$ for all $v \in V_N$ and $p > 1/2, q > 1/d$ meaning that all answers are more biased to the truth. To abuse the notation, we use $H(p)$ and $H(q)$ to refer to the entropies of I and D , respectively. Throughout this paper, we also use the standard notation $H(\cdot)$ to denote the entropy of a given random variable or vector.

In terms of querying schemes, we consider the following two types of querying: *non-adaptive* (NA) and *adaptive* (AD) querying.

NA-querying. In this querying, it is parameterized by r , where a querier first chooses K/r (K is a multiple of r for expositional convenience) candidate nodes in a batch which is believed to contain the true source, then ask id/dir question to each respondent inside the candidate set r times. We call r the *repetition count* throughout this paper. Then, the querier finally run an estimation algorithm based on the answers from all the respondents.

AD-querying. In the adaptive querying, a querier first chooses an initial node to ask the id/dir question, possibly multiple times, and the querier adaptively determines the next respondent using the answers from the previous respondent, which is repeated until the entire budget is exhausted. The number of selected nodes in this query is also K/r and some nodes can be selected multiple times by the querier. Then, the querier finally run an estimation algorithm based on the answers from all the respondents.

In **NA-querying**, Fig. 1(a) illustrates a candidate set of nodes inside a square, id/dir querying is performed in a batch with $r = 1$. In **AD-querying**, Fig. 1(b) shows an example scenario that starting from the initial node, a sequence of nodes answer the queries truthfully or untruthfully for $r = 1$.

C. Goal

As a performance metric, we consider the required number of budget K to achieve the detection probability at least $1 - \delta$ for a given $0 < \delta < 1$. Then, our goal is to answer for the following questions.

Q1. *How many queries are necessary and sufficient for NA- and AD-querying?* We first consider an MLE of the snapshot and querying data as a target estimator for both

querying scenarios, and discuss its technical complexities. This motivates us to consider a restricted, but still wide class of algorithms, where we establish information theoretical lower bound to obtain the necessary number of budgets and study a sufficient number of budgets by analyzing the performance of an MV-based estimation.

Q2. *How large is the adaptivity gain?* We finally quantify how much adaptivity on the querying scheme enriches the detection probability of the information source under the individual’s untruthfulness. We define the quantification by *adaptivity gap* and obtain its lower and upper bounds by using the obtained number of necessary and sufficient budgets for each querying.

IV. NA-QUERYING: NECESSARY AND SUFFICIENT BUDGETS

A. Challenges and Algorithm Class

In **NA-querying**, we first describe the hardness of obtaining an optimal algorithm in the entire algorithm set. To do this, we first denote $C_r \subset V_N$, by the candidate set of query with size K/r for a given r . Then we next describe the data of querying answer as follows. Let $A_r(p, q) := (X(p), Y(q))$ be the answer vector where $X(p) := [x_1(p), x_2(p), \dots, x_{K/r}(p)]$ with $0 \leq x_i(p) \leq r$ representing the number of answers “yes” and $Y(q) := (Y_1(q), \dots, Y_{K/r}(q))$ with $Y_i(q) = [y_{i1}(q), y_{i2}(q), \dots, y_{id}(q)]$, the answer vector for the respondent i , where $0 \leq y_j(q) \leq r$ that represents the number of “designations” to j -th neighbor ($1 \leq j \leq d$) of the respondent i . Then, the MLE of querying as an optimal estimation algorithm is to solve the following problem:

$$\mathbf{OPT-NA:} \quad \max_{1 \leq r \leq K} \max_{C_r} \max_{v \in C_r} \mathbb{P}[G_N, A_r(p, q) | v = v_1], \quad (2)$$

where the inner-most max corresponds to the MLE that maximizes the likelihood of G_N and the query answer sample $A_r(p, q)$ under the assumption of $v = v_1$.

Challenges. We now explain the technical challenges in solving **OPT-NA** as similar in [1]. To that end, let us consider the following sub-optimization in **OPT-NA** for a fixed $1 \leq r \leq K$:

$$\mathbf{SUB-OPT-NA:} \quad \max_{C_r} \max_{v \in C_r} \mathbb{P}[G_N, A_r(p, q) | v = v_1]. \quad (3)$$

Then, the following proposition provides the solution of **SUB-OPT-NA** whose proof is provided in the supplementary material.

Proposition 1: Construct C_r^* by including the K/r nodes in the decreasing order of their rumor centralities. Then, C_r^* is the solution of **SUB-OPT-NA**.

Despite our knowledge of the solution of **SUB-OPT-NA**, solving **OPT-NA** requires an analytical form of the objective value of **SUB-OPT-NA** for C_r^* to find the optimal repetition count, say r^* . However, analytically computing the detection

probability for a given general snapshot is highly challenging due to the following reasons. We first note that

$$\begin{aligned} & \max_{v \in C_r} \mathbb{P}[G_N, A_r(p, q) | v = v_1] \\ &= \underbrace{\mathbb{P}[v_1 \in C_r^*]}_{(a)} \times \underbrace{\max_{v \in C_r^*} \mathbb{P}[G_N, A_r(p, q) | v = v_1, v_1 \in C_r^*]}_{(b)} \end{aligned} \quad (4)$$

First, the term (a) is difficult to analyze, because only the MLE of snapshot allows graphical and thus analytical characterization as discussed in [4] but other nodes with high rumor centrality is difficult to handle due to the randomness of the diffusion snapshot. Second, in (b), we observe that using the independence between G_N and $A_r(p, q)$, by letting the event $\mathcal{A}(v) = \{v = v_1, v_1 \in C_r^*\}$,

$$\begin{aligned} \hat{v} &= \arg \max_{v \in C_r^*} \mathbb{P}[G_N, A_r(p, q) | \mathcal{A}(v)] \\ &= \arg \max_{v \in C_r^*} \mathbb{P}[A_r(p, q) | \mathcal{A}(v)] \times \mathbb{P}[G_N | \mathcal{A}(v)] \\ &= \arg \max_{v \in C_r^*} \mathbb{P}[X(p) | \mathcal{A}(v)] \times \mathbb{P}[Y(q) | \mathcal{A}(v)] \\ &\quad \times \mathbb{P}[G_N | \mathcal{A}(v)], \end{aligned} \quad (5)$$

where the last equality is due to the independence of $X(p)$ and $Y(q)$. Then, the node \hat{v} maximizing (b) is the node v that has the maximum *weighted* rumor centrality which is hard to obtain a characterization due to the randomness of the answer for querying, thus resulting in the challenge of computing r that maximizes the detection probability in **OPT-NA**. Hence, as our consideration to handle the probability (a), we restrict our focus of the following class of **NA**-querying mechanisms, denoted by $\mathcal{NA}(r, K)$, in this paper:

Definition 1: (Class $\mathcal{NA}(r, K)$) In this class of **NA**-querying schemes with the repetition count r and a given budget K , the querier first chooses the candidate set of K/r infected nodes according to the following selection rule: We initially select the node RC and add other infected nodes in the increasing sequence in terms of the *hop-distance* from the RC. Then, the querier asks the id/dir question r times to each node in the selected candidate set.

The hop-based candidate set selection has been introduced in [27]. In this paper, the authors obtained the probability that the information source is in a set, denoted by H_L , which consists of all infected nodes within the distance $L > 0$ to the RC for d -regular tree. They showed that it is a good approximation to the optimal candidate set which maximizes the probability that the source is included. We use this result in our analysis. From the defined algorithm class $\mathcal{NA}(r, K)$, we obtain the necessary and sufficient budgets which achieve the target detection probability as follows.

B. Necessary Budget

We present an information theoretic lower bound of the budget for the target detection probability $(1 - \delta)$ inside the class of $\mathcal{NA}(r, K)$. We let $\mathcal{T}(r) = [T_1, T_2, \dots, T_{K/r}]$ be

the random vector where each T_i is the random variable of infection time of the i -th node ($1 \leq i \leq K/r$) in the candidate set. Then, by appropriately choosing r , we have the following theorem.

Theorem 1: Under d -regular tree G , as $N \rightarrow \infty$, for any $0 < \delta < 1$, there exists a constant $C = C(d)$, such that if

$$K \leq \frac{C \cdot H(\mathcal{T}(r^*)) (2/\delta)^{1/2}}{f_1(d, p, q) \log(\log(2/\delta))}, \quad (6)$$

where

$$\begin{aligned} f_1(d, p, q) &= (1 - H(p)) + p(1 - p)(\log_2 d - H(q)), \\ r^* &= \left\lceil 1 + \frac{4(1 - p)\{7H(p) + 2H(q)\} \log K}{3e \log(d - 1)} \right\rceil, \end{aligned} \quad (7)$$

then no algorithm in the class $\mathcal{NA}(r, K)$ can achieve the detection probability $1 - \delta$. Here, $H(\mathcal{T}(r))$ is a function of the diffusion rate λ , as in [28].

The implications of Theorem 1 are in order. First, if the entropy $H(\mathcal{T}(r^*))$ of the infection time is large, the necessary amount of budget increases due to large uncertainty in figuring out a predecessor in the diffusion snapshot. Especially, we have the upper bound of $H(\mathcal{T}(r^*))$ by $H(\mathcal{T}(r^*)) \leq \sum_{i \in C_{r^*}} \ln \left(\frac{\Gamma(h_i)}{\lambda} \right) + h_i$ by using the exponential distribution of diffusion for tree network, where $h_i > 0$ is the distance (hops) to the source for the node $i \in C_{r^*}$. This implies that if diffusion snapshot is sparse to the source (*i.e.*, many infected nodes have large distance to the source), the upper bound of the entropy becomes large and we need more budget. Second, larger entropy for the answers of id/dir questions requires more budget to achieve the target detection accuracy. Also, when p goes to $1/2$ and q goes to $1/d$, *i.e.*, no information from the querying, results in diverging the required budget (because $f_1(d, p, q)$ goes to zero). Finally, if respondents are truthful in answering for the id question (*i.e.*, $p = 1$), the direction answers does not effect the amount of necessary budget.

C. Sufficient Budget

To compute a sufficient budget, a natural choice would be to use the MLE (Maximum Likelihood Estimator), which, however, turns out to be computationally intractable for large N due to randomness of the diffusion snapshot and query answers as described by part (b) in (5). Hence, to obtain the sufficient budgets, we consider a simple estimation algorithm named **MVNA**(r) that is based on majority voting for both the id and dir questions. To briefly explain how the algorithm behaves, we first select the candidate set C_r of size K/r that has the least hop-distance from the RC, then we ask r times of id/dir questions to each node in the candidate set (Line 2). Then, we filter out the nodes that are more likely to be the source and save them in S_I (Line 4) and using the results of the dir questions, compute $E(v)$ that correspond to how many nodes in C_r hints that v is likely to be the source node (Lines 6 and 7). Finally, we choose a node with maximal likelihood in $S_I \cap S_D$ and if $S_I \cap S_D = \emptyset$, we simply perform the same

Algorithm 1: MVNA(r)

Input: Diffusion snapshot G_N , budget K , degree d , truthfulness probabilities $p > 1/2$, $q > 1/d$.

Output: Estimator \hat{v}

- 1 $C_r = S_I = S_D = \emptyset$;
 - 2 Choose the candidate set C_r as in Definition 1 and ask the id/dir questions r times to each node in C_r ;
 - 3 **for** each $v \in C_r$ **do**
 - 4 **Step1:** Count the number of ‘yes’es for the identity question, stored at $\mu(v)$, and if $\mu(v)/r \geq 1/2$ then add v to S_I ;
 - 5 **Step2:** For each of v ’s neighbors, count the number of designations for the dir question, choose the v ’s neighbor, say w , with the largest count (under the rule of random tie breaking) as v ’s ‘predecessor’, and save a directed edge, called predecessor edge, $w \rightarrow v$;
 - 6 Make a graph G_{pre} with all the predecessor edges and for each $v \in C_r$, set $E(v) \leftarrow$ the number of all the descendants of v
 - 7 $S_D \leftarrow \arg \max_{v \in C_r} |E(v)|$;
 - 8 **if** $S_I \cap S_D = \emptyset$ **then**
 - 9 **If** $p = 1$, set $\hat{v} \leftarrow \arg \max_{v \in S_I} \mathbb{P}(G_N | v = v_1)$
 otherwise, set
 $\hat{v} \leftarrow \arg \max_{v \in S_I \cup S_D} \mathbb{P}(G_N | v = v_1)$;
 - 10 **else**
 - 11 $\hat{v} \leftarrow \arg \max_{v \in S_I \cap S_D} \mathbb{P}(G_N | v = v_1)$;
 - 12 **Return** \hat{v} ;
-

task for $S_I \cup S_D$. It is easy to see that the time complexity is $O(\max\{N, K^2\})$.

Rationale: The rationale of **MVNA**(r) from the perspective of how we handle the analytical challenges by an approximate manner is described as follows. First, for the identity questions, consider the answer sample of node v for r questions, $x_v(p)$ ($1 \leq x_v(p) \leq r$), where one can easily check that for $x_v \geq r/2$ then the weight $\mathbb{P}[X(p)|v = v_1]$ becomes larger than that for $x_v(p) < r/2$ due to $p > 1/2$. We use an approximated version with the weight from the answer samples by setting $\mathbb{P}[X(p)|v = v_1] = 1$ if $x_v(p) \geq r/2$, and $\mathbb{P}[X(p)|v = v_1] = 0$ if $x_v(p) < r/2$. For the direction questions, we see that $\mathbb{P}[Y(q)|v = v_1] = 1$ for the maximum consistent edge node and $\mathbb{P}[Y(q)|v = v_1] = 0$, otherwise. Hence, this is two step $\{0, 1\}$ -weighted algorithm instead of using MLE of answer data.

Now, Theorem 2 quantifies the amount of querying budget that is sufficient to obtain arbitrary detection probability by appropriately choosing the number of questions to be asked.

Theorem 2: For any $0 < \delta < 1$, the detection probability

under d -regular tree G is at least $1 - \delta$, as $N \rightarrow \infty$, if

$$K \geq \frac{12d/(d-2)(2/\delta)}{f_2(d, p, q) \log(\log(2/\delta))}, \quad (8)$$

where $f_2(d, p, q) = 3(p-1/2)^2 + \frac{(d-1)p(1-p)}{3d}(q-1/d)^2$ under **MVNA**(r^*), where

$$r^* = \left\lfloor 1 + \frac{2(1-p)\{1 + (1-q)^2\} \log K}{e \log(d-1)} \right\rfloor.$$

We briefly discuss the implications of the above theorem. First, we see that $(1/\delta)^{1/2}$ times more budget is required than the necessary one, which is because we consider a simple, approximate estimation algorithm. Second, the dir question does not effect the sufficient budget K if $p = 1$ i.e., no untruthfulness for the id question as in Theorem 1. However, if $p < 1$, the information from the answers for the dir questions reduces the sufficient amount of budget, because $f_2(d, p, q)$ increases in the denominator of (8). Third, we see that if $q = 1/d$ the result matches that of batch query in [1].³ Finally, when p goes to $1/2$ and q goes to $1/d$, the required budget diverges due to the lack of information from the querying.

V. AD-QUERYING: NECESSARY AND SUFFICIENT BUDGETS

In the **AD**-querying, unlike **NA**-querying, we adaptively and sequentially select the next node based on the respondent’s answer in a given budget, where the policy of choosing the next node becomes critical. In the following subsection, we will describe complexity to handle all the policies for selecting the next respondent and then introduce the algorithm class of our interest.

A. Challenges and Algorithm Class

To see the technical challenges of obtaining an optimal algorithm in the entire algorithm set of **AD**-querying more precisely, we first denote by a vector $Z_{r,i} := Z_{r,i}(p, q) := (x_i(p), Y_i(q))$ where $x_i(p)$ and $Y_i(q)$ are the answers for the id/dir query which are already defined in Section IV-A for the respondent i . Let $\mathcal{P}(v_I)$ be a set of all policies, each of which provides a rule of choosing a next respondent at each querying step, when the initial respondent is v_I . We denote $W(P) = \{w_1, \dots, w_{K/r}\}$ as set of selected queried nodes under the next node selection policy $P \in \mathcal{P}(v_I)$ with the i -th respondent w_i for $1 \leq i \leq K/r$ and denote $A_r(P) := [Z_{r,1}, \dots, Z_{r,K/r}]$ as the answer vector for all queried nodes under the policy P . Then, we see that it is pretty challenging to find an optimal policy P , because P ’s action at each i -th respondent can be considered as a mapping \mathcal{F}_i that uses the entire history of the respondents and their answers:

$$\mathcal{F}_i : \{Y_1(q), Y_2(q), \dots, Y_{i-1}(q); w_1, \dots, w_{i-1}\} \rightarrow V_N, \quad (9)$$

for each i . As an approximation, it is natural consider the mapping $\mathcal{F}_i : (Y_{i-1}(q), w_{i-1}) \rightarrow V_N$, i.e., the next respondent

³This is because the answer does not give any information of direction.

is determined only by the information at the moment. it is natural to consider an algorithm based on MLE over all the policies, to maximize the detection probability, that solves the following optimization:

$$\mathbf{OPT-AD:} \quad \max_{1 \leq r \leq K} \max_{v_I \in V_N} \max_{\substack{P \in \mathcal{P}(v_I), \\ v \in W(P)}} \mathbb{P}[G_N, A_r(P)|v = v_1, v_I].$$

Challenges. As in the non-adaptive querying, it is important to obtain an analytical form of the solution of the following problem, to choose the right r : for a fixed $1 \leq r \leq K$:

$$\mathbf{SUB-OPT-AD:} \quad \max_{v_I \in V_N} \left(\max_{\substack{v \in W(P), \\ P \in \mathcal{P}(v)}} \mathbb{P}[G_N, A_r(P)|v = v_1, v_I] \right) \quad (10)$$

To solve **SUB-OPT-AD**, consider the probability $\mathbb{P}[A_r(P)|v = v_1, v_I]$ in (10) for a given v_I . First, it is pretty challenging to find an optimal policy P , because P 's action at each i -th respondent can be considered as a mapping \mathcal{F}_i that uses the entire history of the respondents and their answers as discussed in [1]. Hence, as an approximation, it is natural consider that the next respondent is determined only by the information at the moment. Then, we have the inner part of (10) by

$$\begin{aligned} & \mathbb{P}[G_N, A_r(P)|v = v_1, v_I] \\ &= \mathbb{P}[G_N|v = v_1, v_I] \times \mathbb{P}[A_r(P)|v = v_1, v_I] \\ &= \mathbb{P}[G_N|v = v_1] \times \mathbb{P}[Z_{r,K/r}, \dots, Z_{r,1}|v = v_1, v_I] \\ &= \mathbb{P}[G_N|v = v_1] \times \mathbb{P}[Z_{r,1}|v = v_1, v_I] \times \\ & \quad \dots \times \mathbb{P}[Z_{r,K/r}|v = v_1, Z_{r,K/r-1}], \end{aligned} \quad (11)$$

where the first equality comes from the fact that the snapshot G_N and the answer data from policy P , $A_r(P)$ are independent. The last equality is due to the fact that $Z_{r,i}$ are independent for all $1 \leq i \leq K/r$. Even under this approximation, this is also not easy to analyze because for a fixed node v , the probability that it is a true parent requires to compute the probability that the true source is located in v 's subtree which does not contain w_i and there are $O(K(r-1)!)$ different answers for the direction questions. Thus, we propose a heuristic algorithm that is designed to produce an approximate solution of **OPT-AD**. The key of our approximate algorithm is to choose the policy that allows us to analytically compute the detection probability for a given r so as to compute r easily, yet its performance is close to that of **OPT-AD**. Hence, we restrict our consideration of the following class of AD-querying mechanisms, denoted by $\mathcal{AD}(r, K)$, in this paper:

Definition 2: (Class $\mathcal{AD}(r, K)$) In this class of **AD**-querying schemes with the repetition count r and a given

budget K , the querier first chooses the RC as a starting node, and performs the repeated procedure mentioned earlier, but in choosing the next respondent, we only consider one of the neighbors of the previous node, where each chosen respondent is asked the id/dir question r times. If the respondent can not obtain any information about the direction (due to all "yes" answers for id questions), it chooses one of the neighbors as the next respondent uniformly at random.

From the defined algorithm class $\mathcal{AD}(r, K)$, we obtain the necessary and sufficient budgets which achieve the target detection probability as follows.

B. Necessary Budget

The necessary budget, which is an information theoretic lower bound for the target detection probability $1 - \delta$ for the algorithms in the class $\mathcal{AD}(r, K)$, is presented in the following Theorem 3 by choosing r , appropriately.

Theorem 3: Under d -regular tree G , as $N \rightarrow \infty$, for any $0 < \delta < 1$, there exists a constant $C = C(d)$, such that if

$$K \leq \frac{C \cdot H(\mathcal{T}(r^*))(\log(7/\delta))^{\alpha/2}}{f_3(d, p, q) \log(\log(7/\delta))}, \quad (12)$$

for $\alpha = 2$ if $p < 1$ and $\alpha = 1$ if $p = 1$ where

$$\begin{aligned} f_3(d, p, q) &= (1 - H(p)) + p(\log_2 d - H(q)), \\ r^* &= \left\lfloor 1 + \frac{7dp\{3H(p) + 2dH(q)\} \log \log K}{2(d-1)} \right\rfloor, \end{aligned} \quad (13)$$

then no algorithm in the class $\mathcal{AD}(r, K)$ can achieve the detection probability $1 - \delta$.

We describe the implications of Theorem 3 as follows. First, when p goes to $1/2$ and q goes to $1/d$, i.e., no information from the querying causes diverging the required budget (because $f_3(d, p, q)$ becomes zero). Second, the positive untruthfulness for the id question ($p < 1$) requires $\log^{1/2}(1/\delta)$ times more budget than that under the perfect truthfulness ($p = 1$). This is because more sampling is necessary to learn the source from the answers of the id questions when $p < 1$, whereas no such learning is required for finding the source when $p = 1$. Third, large truthfulness (i.e., large p) gives more chances to get the direction answers which decreases the amount of budget. Finally, we see that the order is reduced from $1/\delta$ to $\log(1/\delta)$, compared to that in Theorem 1.

C. Sufficient Budget

In **AD**-querying, we also consider a simple estimation algorithm to obtain a sufficient budget named by **MVAD**(r), which is again based on majority voting for both the id and dir questions. In this algorithm, we choose the RC as the initial node and perform different querying procedures for the following two cases: (i) $p = 1$ and (ii) $p < 1$. First, when $p = 1$, since there is no untruthfulness of the answers of the id questions, we check whether the current respondent s is the source or not. If yes, then the algorithm is terminated and it outputs the node s as a result (Line 5). If not, it asks of s the dir question r times and chooses one predecessor

Algorithm 2: MVAD(r)

Input: Diffusion snapshot G_N , querying budget K , degree d , truthful probabilities $p > 1/2$, $q > 1/d$

Output: Estimated rumor source \hat{v}

```
1  $S_I = S_D = \emptyset$  and  $\eta(v) = 0$  for all  $v \in V_N$ ;  
2 Set the initial node  $s$  by RC;  
3 while  $K \geq r$  do  
4   if  $p = 1$  then  
5      $\lfloor$  If  $s = v_1$ , return  $\hat{v} = s$  otherwise, go to step 2;  
6   else  
7     Step1: Set  $\eta(s) \leftarrow \eta(s) + 1$  which describes  
        that the node  $s$  is taken as a respondent and  
        count the number of “yes”es for the identity  
        question, stored at  $\mu(s)$ , and if  $\mu(v)/r \geq 1/2$   
        then add  $v$  to  $S_I$ ;  
8     Step2: Count the number of “designations” for the  
        direction question among  $s$ ’s neighbors, and  
        choose the largest counted node as the  
        predecessor with a random tie breaking;  
9     Set such chosen node by  $s$  and  $K \leftarrow K - r$ ;  
10   $S_D \leftarrow \arg \max_{v \in V_N} \eta(v)$ ;  
11  if  $S_I \cap S_D = \emptyset$  then  
12     $\hat{v} \leftarrow \arg \max_{v \in S_I \cup S_D} \mathbb{P}(G_N | v = v_1)$ ;  
13  else  
14     $\hat{v} \leftarrow \arg \max_{v \in S_I \cap S_D} \mathbb{P}(G_N | v = v_1)$ ;  
15 Return  $\hat{v} = s$ ;
```

by majority voting with random tie breaking (Line 8). Then, for the chosen respondent, we perform the same procedure until we meet the source or the budget is exhausted. Second, when $p < 1$, we first add one in $\eta(s)$, which is the count that the node s is taken as the respondent. Next, due to untruthfulness, we count the number of “yes” answers for the id question and apply majority voting to filter out the nodes that are highly likely to be the source and save them in S_I (Line 7). For the negative answers for id questions, we count the designations of neighbors and apply majority voting to choose the next respondent. Then, we perform the same procedure to the chosen node and repeat this until the budget is exhausted. To filter out more probable source node from the direction answers, we compare the number that is taken as the respondent by designation from the neighbors in $\eta(v)$, and we choose the node which has the maximal count of it and save them into S_D (Line 10). Finally, we select a node with maximal likelihood in $S_I \cap S_D$ or $S_I \cup S_D$ (Lines 11-14). We easily see that the time complexity of this algorithm is $O(\max\{N, K\})$.

Rationale: We now provide the rationale of **MVAD**(r) from the perspective of how we handle the analytical challenges in (11) so as to solve **MVAD**(r) in an approximate manner.

First, for the identity questions, the intuition is similar to the **MVNA**(r) because it uses simple MV-based rule for filtration. However, for the direction questions with the next respondent selection, we see that a node that has been many designated has large value $\mathbb{P}[A_r(P)|v = v_1, v_I]$ because

$$\begin{aligned} & \mathbb{P}[Z_{r,i}(p, q)|v = v_1, Z_{r,i-1}] \\ &= \mathbb{P}[x_i(p)|v = v_1, Z_{r,i-1}] \times \mathbb{P}[Y_i(q)|v = v_1, Z_{r,i-1}], \end{aligned} \quad (14)$$

for the node i in (11). Hence, the probability $\mathbb{P}[Y_i(q)|v = v_1, Z_{r,i-1}]$ increases.

In selecting a parent node of the target respondent, instead of the exact calculation of MLE, a simple majority voting is used by selecting the node with the highest number of designations, motivated by the fact that when $q > 1/d$, such designation sample can provide a good clue of who is the true parent.

Now, Theorem 4 quantifies the sufficient amount of budget to obtain arbitrary detection probability by appropriately choosing the number of questions to be asked.

Theorem 4: For any $0 < \delta < 1$, the detection probability under d -regular tree G is at least $1 - \delta$, as $N \rightarrow \infty$, if

$$K \geq \frac{2(2d-3)/d(\log(7/\delta))^\alpha}{f_4(d, p, q) \log(\log(7/\delta))}, \quad (15)$$

where $f_4(d, p, q) = \frac{2d}{d-1}(p-1/2)^2 + \frac{d-1}{d-2}(q-1/d)^3$ and $\alpha = 2$ if $p < 1$ and $\alpha = 1$ if $p = 1$ under **MVAD**(r^*), where

$$r^* = \left\lceil 1 + \frac{7d^2\{2(1-p)^3 + (1-q)^2\} \log \log K}{3(d-1)} \right\rceil.$$

We see that the gap between necessary and sufficient budgets is $\log(1/\delta)$ when $p < 1$, and $\log^{1/2}(1/\delta)$, when $p = 1$.⁴ Note that we have $\log(1/\delta)$ factor reduction from what is sufficient under **MVNA**(r^*) in the non-adaptive case. Further, as expected, we see that the sufficient budget arbitrarily grows as p goes to $1/2$ and q goes to $1/d$, respectively.

D. Adaptivity Gap: Lower and Upper Bounds

Using our analytical results stated in Theorems 1-4, we now establish the quantified adaptivity gap defined as follows:

Definition 3: (Adaptivity Gap) Let $K_{na}(\delta)$ and $K_{ad}(\delta)$ be the amount of budget needed to obtain $(1 - \delta)$ detection probability for $0 < \delta < 1$ by the optimal algorithms in the classes $\mathcal{NA}(r, K)$ and $\mathcal{AD}(r, K)$, respectively. Then, the adaptivity gap, $AG(\delta)$ is defined as $K_{na}(\delta)/K_{ad}(\delta)$.

Theorem 5: For a given $0 < \delta < 1$, there exist a constant r and two other constants $U_1 = U_1(r, p, q)$ and $U_2 = U_2(r, p, q)$, where the constant r corresponds to the number of repeated id/dir questions for each respondent in both classes $\mathcal{NA}(r, K)$ and $\mathcal{AD}(r, K)$, such that

$$\frac{U_1 \cdot (1/\delta)^{1/2}}{\log^\alpha(1/\delta)} \leq AG(\delta) \leq \frac{U_2 \cdot (1/\delta)}{\log^{\alpha/2}(1/\delta)}, \quad (16)$$

where $\alpha = 2$ if $p < 1$, and $\alpha = 1$ if $p = 1$.

⁴The result for $p = 1$ matches to the theorem 2 in [1].

In Theorem 5, we see that for a given target detection probability $1 - \delta$, the amount of querying budget by adaptive querying asymptotically decreases at least from $(1/\delta)^{1/2}$ to $\log^2(1/\delta)$. This implies that there is a significant gain of querying in the adaptive manner. Further, the difference of upper and lower bounds of $\text{AG}(\delta)$ is expressed by square root in our algorithm classes, when we use $\text{MVNA}(r^*)$ and $\text{MVAD}(r^*)$ for sufficient budgets, respectively.

VI. PROOFS

In this section, we will provide the proof sketches for the Theorems due to the page limit. The whole proof will be provided in our supplementary material [29].

A. Proof of Theorem 1

For a given r , we introduce the notation V_l , which is equivalent to C_r , where the hop distance $l = \frac{\log(\frac{K(d-2)}{rd} + 2)}{\log(d-1)}$. Also for notational simplicity, we simply use $\mathbb{P}[\hat{v} = v_1]$ to refer to $\lim_{N \rightarrow \infty} \mathbb{P}[\hat{v}(G_N, r) = v_1]$ for any estimator given the snapshot G_N and redundancy parameter r in the proof section. Then, the detection probability is expressed as the product of the two terms:

$$\mathbb{P}[\hat{v} = v_1] = \mathbb{P}[v_1 \in V_l] \times \mathbb{P}[\hat{v} = v_1 | v_1 \in V_l], \quad (17)$$

where the first one is the probability that the source is in the l -hop based candidate set V_l and the second term is the probability that the estimated node is exactly the source in the candidate set for any learning algorithm under the algorithm class $\mathcal{C}(l, r)$. We first obtain the upper bound of probability of first term in (17) in the following lemma.

Lemma 1: For d -regular trees,

$$\mathbb{P}[v_1 \in V_l] \leq 1 - c \cdot e^{-l \log l}, \quad (18)$$

where $c = (d-2)/4d$.

We will closely look at the case of each l , to derive the probability that the rumor center v_{RC} is exactly l -hop distant from the rumor source v_1 . Let δ_1 be the error for the $\mathbb{P}[v_1 \notin V_l]$ then it is lower bounded by $\delta_1 \geq c \cdot e^{-l \log l}$.

To obtain the second term in (17), we use the information theoretical techniques for the direct graph inference as done in [28] with partial observation because, if the rumor spread from the source we can obtain a direct tree where all direction of edges are outgoing from the source. From the assumption of independent answers of queries, we see that the snapshot from one querying process with untruthful for direction question is equivalent to the snapshot of diffusion flow from the source under the IC-diffusion model with noisy observation. By using these fact and the result of graph learning techniques from the epidemic cascades in [28], we obtain the following lemma.

Lemma 2: For any graph estimator to have a probability of error of $\delta_2 > 0$, it needs r queries to the candidate set V_l with $|V_l| = n$ that satisfies

$$r \geq \frac{\log(1/\delta_2)H(T)(n-1)\log \frac{n}{2}}{n((1-H(p)) + p(1-p)(\log_2 d - H(q)))}, \quad (19)$$

where $H(T)$ is the entropy of infection time vector and $H(p) = p \log p + (1-p) \log(1-p)$ and $H(q) = q \log q + (1-q) \log \frac{1-q}{d-1}$, respectively.

This result indicates that if there is no information from query, i.e., $p = 1/2$ and $q = 1/d$, the required number of queries diverges. Further, if the uncertainty of infection time $H(T)$ for the nodes in V_l increases, the required queries also increases. Then, from the disjoint of two error event and by setting $\delta_1 = \delta_2 = \delta/2$ with $l = \log \left(\frac{K(d-2)}{rd} + 2 \right) / \log(d-1)$, we have

$$\mathbb{P}[\hat{v} \neq v_1] \geq c \cdot e^{-\frac{\log(\frac{K}{r})}{\log(d-1)} \log \frac{\log(\frac{K}{r})}{\log(d-1)}} + e^{-\frac{H(T)(\frac{K}{r}-1) \log \frac{K}{r}}{K((1-H(p)) + p(1-p)(\log_2 d - H(q)))}} \geq \delta.$$

From the fact that $\lambda = 1$ in our setting and Lemma 2 in [28], we obtain $H(T) \leq K/r$ and by differentiation of above lower bound with respect to r , we approximately obtain $r^* = \left\lceil 1 + \frac{4(1-p)\{7H(p)+H(q)\} \log K}{3e \log(d-1)} \right\rceil$ where the derivation is given in the supplementary material. Since if we use the r^* , it gives the upper bound of detection probability hence, we put it to the obtained upper-bound which is expressed as a function of K , as follows:

$$\begin{aligned} \mathbb{P}[\hat{v} \neq v_1] &\geq \frac{1}{2} e^{-h_1(T,p,q) \log K \log(\log K)} + \frac{c}{4} e^{-2h_1(T,p,q) \log K \log(\log K)} \\ &\geq C_d e^{-2h_1(T,p,q) \log K \log(\log K)}, \end{aligned} \quad (20)$$

where $C_d = (c+3)/4$ and $h_1(T,p,q) = H(T)^{-1}(1-H(p)) + p(1-p)(\log_2 d - H(q))$. If we set $\delta \leq C_d e^{-2h_1(T,p,q) \log K \log(\log K)}$, we find the value K such that its assignment to (20) produces the error probability δ , and we finally obtain the desired lower-bound of K as in Theorem 1.

B. Proof of Theorem 2

We first provide the lower bound on detection probability of $\text{MVNA}(r)$ for a given K and r in the following lemma.

Lemma 3: For d -regular trees ($d \geq 3$), a given budget K , our estimator \hat{v} from $\text{MVNA}(r)$ has the following lower-bound of the detection probability:

$$\mathbb{P}[\hat{v} = v_1] \geq 1 - c \left(\frac{r+p+q}{r+2} \right)^3 \cdot \exp \left(\frac{-h_d(K,r)w_d(p,q)}{2} \right), \quad (21)$$

where $c = 7(d+1)/d$ and $w_d(p,q) = \frac{1}{2}(4(p-1/2)^2 + (d/(d-1))^3(q-1/d)^3)$. The term $h_d(K,r)$ is given by

$$h_d(K,r) := \frac{\log(\frac{K}{r})}{\log(d-1)} \log \left(\frac{\log(\frac{K}{r})}{\log(d-1)} \right).$$

Proof: Under the $\text{MVNA}(r)$, the detection probability is expressed as the product of the three terms:

$$\begin{aligned} \mathbb{P}[\hat{v} = v_1] &= \mathbb{P}[v_1 \in V_l] \times \mathbb{P}[\hat{v} = v_1 | v_1 \in V_l] \\ &= \mathbb{P}[v_1 \in V_l] \times \mathbb{P}[v_1 \in \hat{V} | v_1 \in V_l] \end{aligned}$$

$$\times \mathbb{P}[v_1 = v_{LRC} | v_1 \in \hat{V}], \quad (22)$$

where $\hat{V} := S_I \cap S_D$ if it is not empty or $\hat{V} := S_I \cup S_D$, otherwise. This is the filtered candidate set in **MVNA**(r) and v_{LRC} is the node in \hat{V} that has the highest rumor centrality i.e., likelihood, where LRC means the local rumor center. We will drive the lower bounds of the first, second, and the third terms of RHS of (22). The first term of RHS of (22) is bounded by

$$\mathbb{P}[v_1 \in V_l] \geq 1 - c \cdot e^{-(l/2) \log l}, \quad (23)$$

where the constant $c = 7(d+1)/d$ from Corollary 2 of [27]. Let S_N be the set of revealed nodes itself as the rumor source and let S_I be the set of nodes which minimizing the errors. If the true source is in V_l , then the probability that it is most indicated node for a given budget K with the repetition count r and truth probability $p > 1/2$ and $q > 1/d$ is given by

$$\begin{aligned} \mathbb{P}[v_1 = v_{LRC} | v_1 \in \hat{V}] \\ = \mathbb{P}[v_1 = \arg \max_{v \in S_I \cap S_D} R(v, G_N) | K, p, q]. \end{aligned} \quad (24)$$

To obtain this, we consider that if $p > 1/2$, the probability $v_1 \in S_I$ by the majority voting, because the selected node can be designation again in the algorithm. We let total number of queries by $r \geq 1$, we let $W = \sum_{i=1}^r X_i(v_1)$ for the source node v_1 , then the probability that true source is in the filtration set S_I is given by $\mathbb{P}[W \geq r/2] = \sum_{j=0}^{\lfloor r/2 \rfloor} \binom{r}{j} (1-p)^j p^{r-j}$. Then, from this relation, we have the following lemmas whose proofs are will be provided in [1]:

Lemma 4: ([1]) When $p > 1/2$,

$$\mathbb{P}[v_1 \in S_I | v_1 \in V_l] \geq p + (1-p)(1 - e^{-(p-1/2)^2 \log r}).$$

This result implies the lower bound of probability that the source is in S_I for a given r . Next, we will obtain the probability that the source is in S_D after filtration of the direction answers. To do this, we first consider that the total number of direction queries N_d is a random variable which is given by:

$$P(N_d = k) = \begin{cases} \binom{r}{k} p^{r-k} (1-p)^k & \text{if } v = v_1 \\ \binom{r}{k} (1-p)^{r-k} p^k & \text{if } v \neq v_1, \end{cases}$$

where k is less than parameter r . Using this fact, we obtain the following result.

Lemma 5: When $p > 1/2$ and $q > 1/d$,

$$\mathbb{P}[v_1 \in S_D | v_1 \in V_l] \geq 1 - e^{-\frac{rp(d-1)(q-1/d)^2}{3d}}.$$

This result shows the lower bound of probability that the source is in S_I for a given r . By considering the two results in the above, we have the following lemma.

Lemma 6: For given repetition count r , we have

$$P(v_1 \in S_I \cap S_D | v_1 \in V_l) \geq 1 - 2e^{-f(p,q)2r \log r} \quad (25)$$

where $f(p, q) = 3(p - 1/2)^2 + \frac{d-1}{3d}p(1-p)(q - 1/d)^2$.

Then, we obtain the following lemma, which is the lower bound of detection probability among the final candidate set.

Lemma 7: When $d \geq 3$, $p > 1/2$ and $q > 1/d$,

$$\mathbb{P}[v_1 = v_{LRC} | v_1 \in S_I \cap S_D] \geq 1 - e^{-f(p,q)r \log r}.$$

Merging these lower-bound with the lower-bound in (23) where we plug in $l = \frac{\log(\frac{K(d-2)}{rd} + 2)}{\log(d-1)}$, we finally get the lower bound of detection probability of **MVNA**(r) for a given repetition count r and this completes the proof of Lemma 3. ■

To finish the proof of theorem, note that the second term of RHS of (21) is the probability that the source is in the candidate set for given K and r . Hence, one can see that for a fixed K , large r leads to the decreasing detection probability due to the smaller candidate set. However, increasing r positively affects the first term of RHS of (21), so that there is a trade off in selecting a proper r . By derivation of the result with respect to r , we first obtain r^* which maximizes the detection probability by $r^* = \left\lfloor 1 + \frac{2(1-p)\{1+(1-q)^2\} \log K}{e \log(d-1)} \right\rfloor$ in **MVNA**(r^*) and put this into the error probability $\mathbb{P}[\hat{v} \neq v_1]$ such as

$$\mathbb{P}[\hat{v} \neq v_1] \leq e^{-f(p,q)r \log r} + 2e^{-f(p,q)2r \log r} + c \cdot e^{-\frac{l}{2} \log l}, \quad (26)$$

where the constant c is the same as that in (23). Now, we first put $l = \frac{\log(\frac{K(d-2)}{rd} + 2)}{\log(d-1)}$ into (26) and obtained the upper-bound of (26), expressed as a function of r , for a given p and q and the constant c . Then, we take r^* and put it to the obtained upper-bound which is expressed as a function of K , as follows:

$$\begin{aligned} \mathbb{P}[\hat{v} \neq v_1] &\leq 3 e^{-f(p,q) \log K \log(\log K)} + c e^{-\frac{\log K}{2} \log(\log K)} \\ &\leq c_1 e^{-f(p,q) \frac{\log K}{2} \log(\log K)}, \end{aligned} \quad (27)$$

where $c_1 = c + 3$. If we set $\delta \geq c_1 e^{-f(p,q) \frac{\log K}{2} \log(\log K)}$, we find the value of K such that its assignment to (27) produces the error probability δ , and we get the desired lower-bound of K as in the theorem statement. This completes the proof of Theorem 2.

C. Proof of Theorem 3

We will show the lower bound for given K and r of the case $p < 1$.⁵ For a given r , we let V_L be the set of all infected nodes from the rumor center within a distance $L := K/r$ then we see that the querying dynamic still becomes a directed tree construction rooted by the source v_1 . Then, the detection probability is expressed as the product of the two terms:

$$\mathbb{P}[\hat{v} = v_1] = \mathbb{P}[v_1 \in V_L] \times \mathbb{P}[\hat{v} = v_1 | v_1 \in V_L], \quad (28)$$

⁵The result for $p = 1$ is similar to this except the termination of querying process when it meets the source.

where the first one is the probability that the distance between source and rumor center is less than K/r and the second term is the probability that the estimated node is exactly the source in the candidate set for any learning algorithm under the algorithm class $\mathcal{AD}(r, K)$. First, from Lemma 1, we have that the probability of first term in (28) is upper bounded by $1 - ce^{-(K/r)\log(K/r)}$ where $c = 4d/3(d-2)$ for a given budget K and repetition count r . We see that the querying dynamic still becomes a directed tree construction rooted by the source v_1 . However, different to the NA-querying, the querying process gives direction data of a subgraph of the original direct tree because the querier chooses a node, interactively. For a given r , let $Z_{r,i}$ be the answer data of querying for a selected queried node i where $1 \leq i \leq K/r$. Then, from the assumption of the algorithm class $\mathcal{AD}(r, K)$, the joint entropy for the random answers with the infection time random vector T , $H(T, Z_{r,1}, \dots, Z_{r,K/r})$ is given by

$$\begin{aligned} H(T, Z_{r,1}, \dots, Z_{r,K/r}) &= \sum_{i=1}^{K/r} H(T, Z_{r,i} | Z_{r,1}, \dots, Z_{r,i-1}) \\ &= \sum_{i=1}^{K/r} H(T, Z_{r,i} | Z_{r,i-1}) \stackrel{(a)}{=} \sum_{i=1}^{K/r} H(T, Z_{r,i}), \end{aligned} \quad (29)$$

where (a) is from the fact that all data $Z_{r,i}$ are independent. Let G^* be the true directed graph and let \hat{G} be an estimated directed tree from the sequential answers of adaptive querying $(Z_{r,1}, \dots, Z_{r,K/r})$. Then, we see that this defines a Markov chain

$$G^* \rightarrow (T, Z_{r,1}, \dots, Z_{r,K/r}) \rightarrow \hat{G},$$

from the defined algorithm class $\mathcal{AD}(r, K)$. By property of the mutual information, we have

$$\begin{aligned} I(G^*; T, Z_{r,1}, \dots, Z_{r,K/r}) &\leq H(T, Z_{r,1}, \dots, Z_{r,K/r}) = \sum_{i=1}^{K/r} H(T, Z_{r,i}) \\ &\stackrel{(a)}{=} (K/r)H(T, Z_{r,1}) \\ &\stackrel{(b)}{\leq} (KH(T)/r)[r(1-H(p)) + rp(\log_2 d - H(q))] \\ &= KH(T)[(1-H(p)) + p(\log_2 d - H(q))] \\ &:= Kh(p, q), \end{aligned} \quad (30)$$

where (a) follows from the fact that the answers $Z_{r,i}$ are mutually exclusive and (b) is from the fact that $H(T, Z_{r,1}) = (1-H(p) + rp(\log_2 d - H(q)))/H(T)$ since the number of direction answers follows binomial distribution. Let $\mathcal{G}_{K/r}$ be the set of possible directed tree in V_s then we have $|\mathcal{G}_{K/r}| \leq (K/r)\log(K/2r)$. Using the Fano's inequality on the Markov chain $G^* \rightarrow (Z_{r,1}, \dots, Z_{r,K/r}) \rightarrow \hat{G}$, we obtain

$$\begin{aligned} \mathbb{P}[G \neq G^*] &\geq \frac{I(G^*; Z_{r,1}, \dots, Z_{r,K/r}) + h(p, q)}{H(T)\log|\mathcal{G}_{K/r}|} \\ &\geq \frac{Kh(p, q) + h(p, q)}{\frac{KH(T)}{r}\log(\frac{K}{2r}-1)}. \end{aligned} \quad (31)$$

From the disjoint of two error event and by setting $\delta_1 = \delta_2 = \delta/2$ for each error, we have

$$\begin{aligned} \mathbb{P}[\hat{v} \neq v_1] &\geq c \cdot e^{-(K/r)\log(K/r)} \\ &+ e^{-\frac{\frac{KH(T)}{r}\log(\frac{K}{2r}-1)}{Kh(p, q)+h(p, q)}} \geq \delta. \end{aligned} \quad (32)$$

From the fact that $\lambda = 1$ in our setting and Lemma 2 in [28], we obtain $H(T) \leq K/r$ and by differentiation of above lower bound with respect to r , we approximately obtain $r^* = \left\lfloor 1 + \frac{7dp\{3H(p)+2dH(q)\}\log\log K}{2(d-1)} \right\rfloor$ where the derivation is given in the supplementary material. Since if we use the r^* , it gives the upper bound of detection probability hence, we put it to the obtained upper-bound which is expressed as a function of K , as follows:

$$\begin{aligned} \mathbb{P}[\hat{v} \neq v_1] &\geq \frac{1}{3} e^{-h_2(T, p, q)K\log(\log K)} + \frac{c}{4} e^{-7h_2(T, p, q)K\log(\log K)} \\ &\geq C_d e^{-7h_2(T, p, q)K\log(\log K)}, \end{aligned} \quad (33)$$

where $C_d = 2(c+3)/7$ and $h_2(T, p, q) = H(T)^{-1}(1-H(p)) + (1-p)(\log_2 d - H(q))$. If we set $\delta \leq C_d e^{-7h_2(T, p, q)K\log(\log K)}$, we find the value of K such that its assignment to (33) produces the error probability δ , and we get the desired lower-bound of K as in the theorem statement. Then, we finally obtain the result and this completes the proof of Theorem 3.

D. Proof of Theorem 4

We will show the lower bound on the detection probability for given K and r of the case $p < 1$ ⁶ in Lemma 8.

Lemma 8: For d -regular trees ($d \geq 3$), a given budget K , our estimator \hat{v} from **MVAD**(r) has the detection probability lower-bounded by:

$$\begin{aligned} \mathbb{P}[\hat{v} = v_1] &\geq 1 - c(g_d(r, q))^3 \\ &\cdot \exp\left[-\left(p - \frac{1}{2}\right)^2 \left(\frac{K}{r}\right) \log\left(\frac{K}{r}\right)\right], \end{aligned} \quad (34)$$

where $g_d(r, q) := e^{-\frac{r(d-1)(q-1/d)^2}{3d(1-q)}}$ and $c = (5d+1)/d$.

Proof: For the **MVAD**(r), for a given r , we introduce the notation V_s , where the set of all queried nodes of the algorithm. From the initial queried node, we need the probability that the source is in the set of queried node by some policy $P \in \mathcal{P}(v_I)$. Then, the detection probability is also expressed by the product of the three terms:

$$\begin{aligned} \mathbb{P}[\hat{v} = v_1] &= \mathbb{P}[v_1 \in V_L] \times \mathbb{P}[\hat{v} = v_1 | v_1 \in V_L] \\ &= \mathbb{P}[v_1 \in V_L] \times \mathbb{P}[v_1 \in \hat{V} | v_1 \in V_L] \\ &\times \mathbb{P}[v_1 = v_{LRC} | v_1 \in \hat{V}], \end{aligned} \quad (35)$$

where $V_L = \{v | d(v_{RC}, v) \leq K/r\}$ because the number of budget is K and $\hat{V} = S_I \cap S_D$ if it is not empty or $\hat{V} = S_I \cup S_D$, otherwise. From the result in Corollary 2 of [27],

⁶The result for $p = 1$ is given in [1] and we omit it here.

we have $\mathbb{P}[E_1] \leq c \cdot e^{-(K/r) \log K/r}$ since we use additional direction query with identity question. For the second part of probability in (35), we obtain the following lemma.

Lemma 9: When $p > 1/2$,

$$\mathbb{P}[v_1 \in S_I | v_1 \in V_L] \geq \left(p + (1-p)(1 - e^{-(p-1/2)^2 \log r}) \right) \left(1 - ce^{-\frac{Kp}{r}(q-1/d)^3} \right)$$

Proof: Let $Q_K(v)$ be the number of queries to a node $v \in V_l$ when there are K queries then we have

$$\begin{aligned} \mathbb{P}[Q_K(v_1) \geq 1] \\ = \sum_{i=1}^l \mathbb{P}[Q_K(v_1) \geq 1 | d(v_1, v_{RC}) = i] \mathbb{P}[d(v_1, v_{RC}) = i]. \end{aligned}$$

where $\mathbb{P}[d(v_1, v_{RC}) = i]$ is the probability that the distance from the rumor center to rumor source is i and this probability become smaller if the distance between rumor source and rumor center is larger. From this, we have the following result for the lower bound of the probability of distance between the rumor center and source.

Proposition 2: For d -regular trees,

$$\mathbb{P}[d(v_1, v_{RC}) = i] \geq \left(\frac{d-1}{d} \right)^i e^{-(i+1)}. \quad (36)$$

Next, we construct the following Markov chain. Let $\hat{p} := \mathbb{P}[W = r]$ for the identity questions *i.e.*, there is no “no” answers for the identity questions so that the algorithm should chooses one of neighbor nodes uniformly at random and let $\hat{q} := \mathbb{P}[Z_1(v) > Z_j(v), \forall j]$ for the direction question, respectively. Different to the case for $p = 1$ which the node reveals itself as the rumor source or not with probability one so that the Markov chain has the absorbing state, in this case, there is no such a state. To handle this issue, we use the information that how many times the neighbors indicate a node as its parent and how many times a node reveals itself as the rumor source. To do that, we consider the case that there is a *token*⁷ from the initial state and it move to the next state after additional querying follows the answer. Then this probability is the same that after K/r -step of Markov chain, and we expect that the rumor source v_1 will have the largest chance to keeping this token due to the assumption of biased answer. Let X_n be the state (node) which keep this token at time n where the state is consist of all node in V_N . The initial state is the rumor center such that $X_0 = 0$ where 0 indicates the rumor center. Then there are $(d(d-1)^{K/r} - 2)/(d-2)$ states and we can index all the state properly. Let $p_{k,j}^n$ be the n step transition probability from the state k to the state j . To obtain this probabilities, we first label an index ordering by counter-clockwise from the rumor center $X_0 = 0$. Then, we have $P(X_{n+1} = k | X_n = k) = 0$ for all k and n , respectively. Furthermore, $P(X_{n+1} = j | X_n = k) = 0$ for all $d(k, j) > 1$ since the token is moved one-hop at one-step (r querying).

⁷The token keeper is regarded as the current respondent in this model.

Then, the transition probability for the node k which is not a leaf node in V_L is as follows.

$$p_{k,j} = \begin{cases} \frac{\hat{p}}{d} + (1-\hat{p})\frac{1-\hat{q}}{d-1} & \text{if } j \notin nb(k, v_1) \\ \frac{\hat{p}}{d} + (1-\hat{p})\hat{q} & \text{if } j \in nb(k, v_1), \end{cases}$$

where $nb(k, v_1)$ is the set of neighbors of the node k on the path between the node k and v_1 . From the simple Markov property of querying scheme, if we assume that the source node is an absorbing state then we obtain for a given budget $K/r \geq l$,

$$\begin{aligned} \mathbb{P}[Q_K(v_1) \geq 1 | d(v_1, v_{RC}) = i] \\ = 1 - \mathbb{P}[Q_K(v_1) = 0 | d(v_1, v_{RC}) = i] \\ = 1 - \mathbb{P}\left[\sum_{n=0}^{K/r} I_n(v_1) = 0 | d(v_1, v_{RC}) = i\right] \\ = 1 - \mathbb{P}[I_n(v_1) = 0, \forall i \leq n \leq K/r | d(v_1, v_{RC}) = i] \\ = 1 - \prod_{n=i}^{K/r} (1 - p_{0,v}^n) \\ \stackrel{(a)}{\geq} 1 - \prod_{n=i}^{K/r} (1 - p_{0,v}^{K/r}) = 1 - (1 - p_{0,v}^{K/r})^{K/r-i} \\ \stackrel{(b)}{\geq} 1 - e^{-(K/r-i)p_{0,v}^{K/r}}, \end{aligned} \quad (37)$$

where (a) follows from the fact that $p_{0,v}^n \geq p_{0,v}^{K/r}$ for all $i \leq n \leq K/r$ and (b) is from the relation of $(1-p)^{K/r} = e^{K/r \log(1-p)} \leq e^{-p(K/r)}$ where we use the inequality $\log(1-x) \leq -x$ for $0 \leq x \leq 1$. Note that the transition probability is the case of $d(v_1, v_{RC}) = i$. From Lemma, we have

$$\begin{aligned} \mathbb{P}[Q_K(v_1) \geq 1] &\geq \sum_{i=1}^{\infty} (1 - e^{-(K/r-i)p_{0,v}^{K/r}}) \mathbb{P}(d(v_1, v_{RC}) = i) \\ &\geq \sum_{i=1}^{\infty} (1 - e^{-(K/r-i)p_{0,v}^{K/r}}) \left(\frac{d-1}{d} \right)^i e^{-(i+1)} \\ &\geq 1 - ce^{-\frac{Kp_{0,v}^{K/r}}{r}} \geq 1 - ce^{-\frac{Kp}{r}(q-1/d)^3}. \end{aligned}$$

Using this result and Lemma 4, we conclude the result of Lemma 9 and this completes the proof. ■

Next, we have the following result.

Lemma 10: When $p > 1/2$ and $q > 1/d$,

$$\mathbb{P}[v_1 \in S_D | v_1 \in V_L] \geq 1 - e^{-\frac{Kp(d-1)(q-1/d)^2}{6rd}}$$

Similar to the previous one, to obtain the detection probability, we need to find the probability $P(v_1 \in S_N \cap S_I | v_1 \in V_L)$. From this, we consider r repetition count for identity question and $r - X_r(v)$ for direction question where $(X_r(v))$ be the number of yes answers of the queried node v with probability p_v . Hence, we see that the number of repetition count for the direction questions is also a random variable which follows a binomial distribution with parameter p_v . By considering this, We have the following lemma.

Lemma 11: Suppose $v_1 \in V_L$ then we have

$$P(v_1 \in S_I \cap S_D | v_1 \in V_L) \geq 1 - e^{-6g(p,q)^2(K/r) \log r}, \quad (38)$$

where $g(p, q) = \frac{2d}{d-1}(p-1/2)^2 + \frac{d-1}{d-2}(q-1/d)^3$.

Proof: Since the events $v_1 \in S_I$ and $v_1 \in S_D$ are independent for a given $v_1 \in V_L$, by using lemma 10 and 10 and some algebra, we have

$$\begin{aligned} & \mathbb{P}[v_1 \in S_I \cap S_D | v_1 \in V_L] \\ & \geq \left(p + (1-p)(1 - e^{-(p-1/2)^2 \log r}) \right) \left(1 - ce^{-\frac{Kp}{r}(q-1/d)^3} \right) \\ & \quad \cdot \left(1 - e^{-\frac{K(d-1)(q-1/d)^2}{6rd}} \right) \\ & \geq 1 - e^{-6g(p,q)^2(K/r) \log r}, \end{aligned}$$

where $g(p, q) = c_1(p-1/2)^2 + c_2(q-1/d)^3$ for some constants c_1 and c_2 which are only depends on the degree d . This completes the proof of Lemma 11. ■

Next, we consider the following lemma which indicates the lower bound of detection probability among the final candidate set.

Lemma 12: When $d \geq 3$, $p > 1/2$ and $q > 1/d$,

$$\mathbb{P}[v_1 = v_{LRC} | v_1 \in S_I \cap S_D] \geq 1 - e^{-g(p,q)K \log r}.$$

The proof technique is similar to the Lemma 7 so we omit it. Using the obtained lemmas 5-8, we finally get the lower bound of detection probability of **MVAD**(r) for a given repetition count r and this completes the proof of Lemma 8. ■

The term $g_d(r, q)$ in (34) is the probability that the respondent reveals the true parent for given r and q . Hence, one can see that for a fixed K , large r leads to the increasing this probability due to the improvement for the quality of the direction answer. However, increasing r negatively affects the term $K/(r+1)$ in (34), so that there is a trade off in selecting a proper r . By considering the error probabilities, we obtain

$$\begin{aligned} \mathbb{P}[\hat{v} \neq v_1] & \leq c \cdot e^{-(K/r) \log(K/r)} + e^{-3g(p,q)^2(K/r) \log r} \\ & \quad + e^{-g(p,q)K \log r} \\ & \stackrel{(a)}{\leq} (c+1)e^{-2g(p,q)^2(K/r)(\log K/r)}, \end{aligned} \quad (39)$$

where $c_1 = c+1$ and $g(p, q) = \frac{2d}{d-1}(p-1/2)^2 + \frac{d-1}{d-2}(q-1/d)^3$. The inequality (a) is from the fact that $g(p, q) < 1$. By derivation of the result with respect to r , we first obtain r^* which maximizes the detection probability by $r^* = \left\lceil 1 + \frac{7d^2\{2(1-p)^3 + (1-q)^2\} \log \log K}{3(d-1)} \right\rceil$ in **MVAD**(r^*) and put this into the error probability $\mathbb{P}[\hat{v} \neq v_1]$, we have

$$\begin{aligned} \mathbb{P}[\hat{v} \neq v_1] & \leq (c+1)e^{-2g(p,q)^2(K/(r^*)) \log(K/(r^*))} \\ & \stackrel{(a)}{\leq} (c+1)e^{-g(p,q)K \log(\log K)}, \end{aligned} \quad (40)$$

where the inequality (a) comes from the obtained result of r^* . Let $\delta \geq (c+1)e^{-g(p,q)K \log(\log K)}$, then, we obtain the value of K which produces the error probability δ in later and we obtain the desired lower-bound of K as in the theorem statement. This completes the proof of Theorem 4.

VII. SIMULATION RESULTS

In this section, we will provide simulation results of our two proposed algorithms over three types of graph topologies: (i) regular trees, (ii) random graphs, and (iii) real world graphs, respectively. We propagate an information from a randomly chosen source up to 400 infected nodes, and plot the detection probability from 200 iterations.

(i) **Regular trees.** For the regular tree, we first obtain the best r^* in each theorems of both querying schemes as in Fig.2 (a). In this result, we plot the obtained r^* without a flooring and run the simulation 100 iterations to obtain the mean under the $d = 3$ for both querying schemes⁸. We see that if we use the parameters $p = q = 2/3$ then the best r^* is in [4, 6] but if the parameters are decreased by $p = q = 4/9$ then the algorithms use higher value of r^* . Especially, we check that $r^* = 10$ for the adaptive querying scheme due to increasing of the untruthfulness for direction answers. Next, we obtain the detection probability for both querying schemes with $d = 3$ that is the ratio of the number of correct detections and iterations as varying two important parameters p and q , respectively. We first obtain the detection probabilities when one parameter is fixed (q for the **NA**-querying and p for the **AD**-querying) under the given budget $K = 200$ for the **NA**-querying and $K = 100$ for the **AD**-querying as in Fig.2 (b) and Fig.2 (c), respectively. We check that if one parameter goes to one, then the detection probability also goes to one regardless for the other parameter. This is because the truthfulness for the identity question is enough to find the source in the **NA**-querying if it is sufficiently large and the truthful direction query can enlarge the detection for the **AD**-querying, respectively. Finally, we see that **NA**-querying needs more number of budget to achieve the same target detection probability under the same parameter (p, q) in Fig.2 (d).

(ii) **Random graphs.** As random graphs, we consider irregular tree (random tree), *Erdős-Rényi* (ER) and Scale-Free (SF) graphs. For the irregular tree, we consider that the degree is upper bounded by $d_{max} = 10$. To generate the irregular tree, we use a Galton-Watson branch process with d_{max} . After the diffusion of information over the tree, we compute the RC for each infected node and select the maximal one to perform both query processes. In the ER graph, we choose its parameter so that the average degree by 4 for 2000 nodes. In the SF graph, we choose the parameter so that the average ratio of edges to nodes by 1.5 for 2000 nodes. It is known that obtaining MLE is hard for the graphs with cycles, which is #P-complete. Due to this reason, we first construct a diffusion tree from the Breadth-First Search (BFS) as used in [4]: Let σ_v be the infection sequence of the BFS ordering of the nodes in the given graph, then we estimate the source v_{bfs} that solves the following:

$$v_{bfs} = \arg \max_{v \in G_N} \mathbb{P}(\sigma_v | v) R(v, T_b(v)), \quad (41)$$

⁸In order to verify the query effect, we consider the simplest setting in the regular tree.

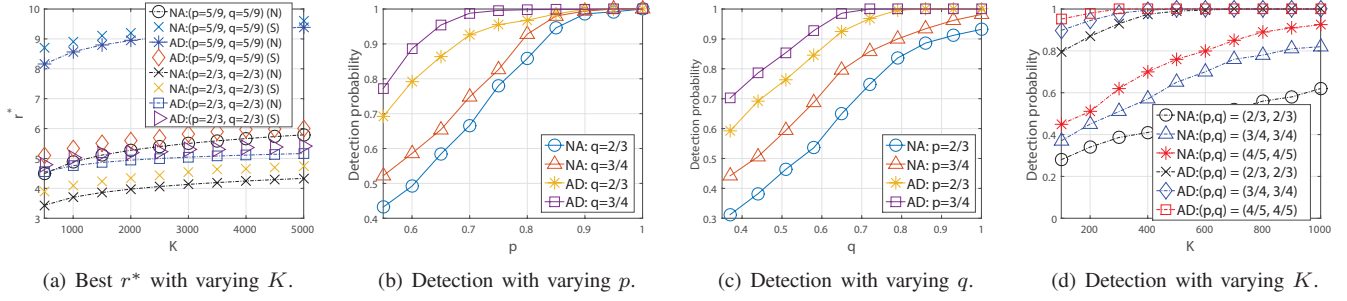


Fig. 2. Results of regular trees (NA: Non-adaptive and AD: Adaptive): (a) Best r^* with varying budget K (N: Numerical, S: Simulation), (b) Detection probabilities with varying p under fixed q , (c) Detection probabilities with varying q under fixed p , and (d) Detection probabilities versus budget K .

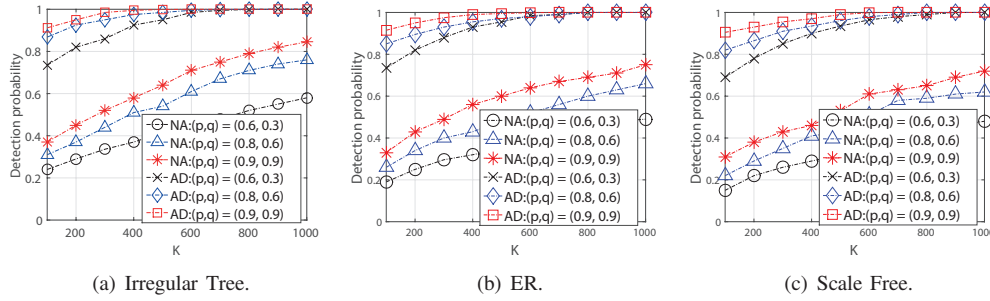
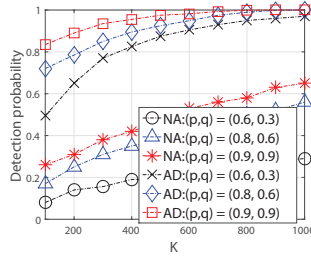


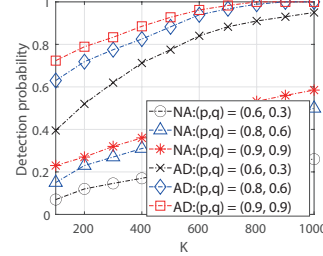
Fig. 3. Result of random graphs: Detection probabilities of (a) Irregular tree, (b) ER random graph, and (c) SF graph with varying budget K .



(a) Facebook graph.



(b) Facebook.



(c) Wiki-vote.

Fig. 4. Result of real world graphs: (a) Facebook graph, (b) Detection probabilities of Facebook graph with varying budget K , and (c) Wiki-vote graph with varying budget K .

where $T_b(v)$ is a BFS tree rooted at v and the rumor spreads along it and $\mathbb{P}(\sigma_v|v)$ is the probability that generates the infection sequence σ_v . Then, by using those selected nodes, we perform our algorithms by changing the two parameters (p, q) . For the NA-querying, due to the loop in the general graph, the wrong answer for the direction question can be a consistent edge. To avoid this issue, we use BFS tree to count the number of these edges for all the nodes in the candidate set. Fig. 3 (a), Fig. 3 (b) and Fig. 3 (c) show the detection probabilities with varying K for NA-querying and AD-querying, where we observe similar trends to those in regular trees. We check that how much direction information can enlarge the detection performance compared to the case in [1] where does not use the direction information in NA-querying scheme. We also check that the adaptivity gives the chance to find the source more efficiently in the sense of using the queries. Further, we see that the detection performance for ER random graph is higher than that of SF graph. This indicates that the symmetric

network topology (nodes have similar connectivity) with small diameter is good for finding the source by our hop-distance based model because the probability that the true source is in the candidate set will be large.

(iii) **Real world graphs.** Finally, we consider two real world graphs such as Facebook graph and WiKi-vote network in the simulation result. We use the Facebook ego network as depicted in Fig. 4 (a) in [30], which is an undirected graph consisting of 4039 nodes and 88234 edges, where each edge corresponds to a social relationship (called FriendList) and the diameter is 8 hops. For the WiKi-vote network, we use the data in [31], which generates 7115 nodes and 103689 edges, and the diameter is 7 hops. We perform the same algorithm used for random graphs based on the BFS heuristic and show the results in Fig. 4 (b) and Fig. 4 (c). We see that the AD-querying is quite powerful in the inferring the source for both graphs. This is because the network as in Fig. 4 (a) consists of

small number of clusters containing many users. This leads to the result that the (shortest) distance of nodes in the graph is not large and interactive using the direction querying answer gives high chance to track the source in the network even though there are huge number of nodes. Further, we see that the **AD**-querying is still powerful for the wiki-vote network as in Fig. 4 (c).

VIII. CONCLUSION

In this paper, we considered querying for the information source inference problem in both non-adaptive and adaptive setting. We have provided some theoretical performance guarantees when the underlying network has regular tree structure. We obtained the answer for the fundamental question of how much benefit adaptiveness in querying provides in finding the source with analytical characterization in presence of individuals' untruthfulness by two proposed querying algorithms and information theoretical techniques to achieve the target probability when the truth probabilities are homogeneous in the respondents. We also performed various simulation based on these algorithms.

REFERENCES

- [1] J. Choi, S. Moon, J. Woo, K. Son, J. Shin, and Y. Yi, "Rumor Source Detection under Querying with Untruthful Answers," in *Proc. IEEE INFOCOM*, 2017.
- [2] J. Choi and Y. Yi, "Necessary and Sufficient Budgets in Information Source Finding with Querying: Adaptivity Gap," in *Proc. IEEE ISIT*, 2018.
- [3] K. Zhu and L. Ying, "Information Source Detection in Network: Possibility and Impossibility Results," in *Proc. IEEE INFOCOM*, 2016.
- [4] D. Shah and T. Zaman, "Detecting Sources of Computer Viruses in Networks: Theory and Experiment," in *Proc. ACM SIGMETRICS*, 2010.
- [5] —, "Rumor Centrality: A Universal Source Estimator," in *Proc. ACM SIGMETRICS*, 2012.
- [6] K. Zhu and L. Ying, "Information Source Detection in the SIR Model: A Sample Path Based Approach," in *Proc. IEEE Information Theory and Applications Workshop (ITA)*, 2013.
- [7] W. Luo and W.-P. Tay, "Finding an infection source under the SIS model," in *Proc. IEEE International Conference on Acoustics, Speech and Signal Processing (ICASSP)*, 2013.
- [8] S. Bubeck, L. Devroye, and G. Lugosi, "Finding Adam in random growing trees," in *arXiv:1411.3317*, 2014.
- [9] B. Chang, F. Zhu, E. Chen, and Q. Liu, "Information Source Detection via Maximum A Posteriori Estimation," in *Proc. IEEE ICDM*, 2015.
- [10] M. Farajtabar, M. Gomez-Rodriguez, N. Du, M. Zamani, H. Zha, and L. Song, "Back to the Past: Source Identification in Diffusion Networks from Partially Observed Cascades," in *Proc. AISTATS*, 2015.
- [11] Z. Wang, W. Dong, W. Zhang, and C. W. Tan, "Rumor source detection with multiple observations: fundamental limits and algorithms," in *Proc. ACM SIGMETRICS*, 2014.
- [12] W. Dong, W. Zhang, and C. W. Tan, "Rooting Out the Rumor Culprit from Suspects," in *Proc. IEEE ISIT*, 2013.
- [13] K. Fujii and S. Sakaue, "Beyond Adaptive Submodularity: Approximation Guarantees of Greedy Policy with Adaptive Submodularity Ratio," in *ICML*, 2019.
- [14] Y. Singer, "Influence maximization through adaptive seeding," *ACM SIGecom Exchanges*, vol. 15, no. 1, pp. 32–59, 2016.
- [15] A. Khetan and S. Oh, "Achieving Budget-optimality with Adaptive Schemes in Crowdsourcing," in *NIPS*, 2016.
- [16] S. Yun and A. Proutiere, "Community Detection via Random and Adaptive Sampling," *JMLR*, vol. 35, pp. 1–38, 2014.
- [17] D. Shah and T. Zaman, "Rumors in a Network: Who's the Culprit?" *IEEE Transactions on Information Theory*, vol. 57, no. 8, pp. 5163–5181, August 2011.
- [18] K. Zhu and L. Ying, "A robust information source estimator with sparse observations," in *Proc. IEEE INFOCOM*, 2014.
- [19] J. Choi, S. Moon, J. Shin, and Y. Yi, "Estimating the Rumor Source with Anti-Rumor in Social Networks," in *Proc. IEEE ICNP Workshop on Machine Learning*, 2016.
- [20] W. Luo, W. P. Tay, and M. Leng, "How to Identify an Infection Source With Limited Observations," *IEEE Journal of Selected Topics in Signal Processing*, vol. 8, no. 4, pp. 586–597, August 2014.
- [21] A. Kumar, V. S. Borkar, and N. Karamchandani, "Temporally Agnostic Rumor-Source Detection," *IEEE Transactions on Signal and Information Processing over Networks*, vol. 3, no. 2, pp. 316–329, February 2017.
- [22] J. Jiang, S. Wen, S. Yu, B. Liu, Y. Xiang, and W. Zhou, "Identifying Propagation Source in Time-Varying Networks," *Malicious Attack Propagation and Source Identification*, Springer, pp. 2850–2865, November 2018.
- [23] B. A. Prakash, J. Vreeken, and C. Faloutsos, "Efficiently Spotting the Starting Points of an Epidemic in a Large Graph," in *Proc. ICDM*, 2017.
- [24] K. Zhu, Z. Chen, and L. Ying, "Catch'Em All: Locating Multiple Diffusion Sources in Networks with Partial Observations," in *Proc. Association for the Advancement of Artificial Intelligence (AAAI)*, 2017.
- [25] F. Ji and W. P. Tay, "An Algorithmic Framework for Estimating Rumor Sources With Different Start Times," *IEEE Transaction on Signal Processing*, vol. 65, pp. 2517–2530, 2017.
- [26] J. Jaing, S. Wen, S. Yu, Y. Xiang, and W. Zhou, "An Approach on the Multi-Source Identification of Information Diffusion," *IEEE Transactions on Information Forensics and Security*, vol. 10, pp. 2616–2626, 2015.
- [27] J. Khim and P.-L. Loh, "Confidence Sets for Source of a Diffusion in Regular Trees," in *arXiv:1510.05461*, 2015.
- [28] P. Netrapalli and S. Sangavi, "Learning the Graph of Epidemic Cascades," in *Proc. ACM SIGMETRICS*, 2012.
- [29] [Tech] J. Choi, S. Moon, J. Woo, K. Son, J. Shin, and Y. Yi, "Information Source Finding in Networks: Querying with Budgets". [Online]. Available: https://www.dropbox.com/s/87o1yaiu5t9bvyy/JY___Information_Source_Finding_Supply
- [30] J. McAuley and J. Leskovec, "Learning to discover social circles in ego networks," in *Proc. NIPS*, 2012.
- [31] J. Leskovec, D. Huttenlocher, and J. Kleinberg, "Predicting Positive and Negative Links in Online Social Networks," in *Proc. WWW*, 2010.