

Finite sample breakdown point of multivariate regression depth median

YIJUN ZUO

Department of Statistics and Probability, Michigan State University

East Lansing, MI 48824, USA

zuo@msu.edu

September 3, 2020

Abstract

Depth induced multivariate medians (multi-dimensional maximum depth estimators) in regression serve as robust alternatives to the traditional least squares and least absolute deviations estimators. The induced median (β_{RD}^*) from regression depth (RD) of Rousseeuw and Hubert (1999) (RH99) is one of the most prevailing estimators in regression.

The maximum regression depth median possesses the outstanding robustness similar to the univariate location counterpart. Indeed, the β_{RD}^* can, asymptotically, resist up to 33% contamination without breakdown, in contrast to the 0% for the traditional estimators (see Van Aelst and Rousseeuw, 2000) (VAR00). The results from VAR00 are pioneering and innovative, yet they are limited to regression symmetric populations and the ϵ -contamination and maximum bias model.

With finite fixed sample size practice, the most prevailing measure of robustness for estimators is the finite sample breakdown point (FSBP) (Donoho (1982), Donoho and Huber (1983)). A lower bound of the FSBP for the β_{RD}^* was given in RH99 (in a corollary of a conjecture).

This article establishes a sharper lower bound and an upper bound of the FSBP for the β_{RD}^* , revealing an intrinsic connection between the regression depth of β_{RD}^* and its FSBP, justifying the employment of the β_{RD}^* as a robust alternative to the traditional estimators and demonstrating the necessity and the merit of using FSBP in finite sample real practice instead of an asymptotic breakdown value.

AMS 2000 Classification: Primary 62G35; Secondary 62G08, 62F35.

Key words and phrase: finite sample breakdown point, regression median, regression depth, maximum depth estimator, robustness.

Running title: Finite sample breakdown point of regression depth median.

1 Introduction

The notion of depth in regression was introduced and investigated two decades ago. Regression depth (RD) of Rousseeuw and Hubert (1999) (RH99) is the most popular example in the literature.

One of the primary advantages of depth notion in regression is that it can be utilized to directly introduce a median-type maximum depth estimator (aka depth median), which can serve as a robust alternative to the traditional least squares and least absolute deviations estimators.

Robustness of the regression depth induced median (β_{RD}^*) was investigated two decades ago by Van Aelst and Rousseeuw (2000) (VAR00). It turns out that the regression median can, asymptotically, resist up to 33% contamination without breakdown, in contrast to the 0% for the traditional estimators.

The results in VAR00 were established for population (regression) symmetric distributions, under the ϵ contamination model and maximum bias framework in the asymptotic sense, but it is not directly applicable to realistic fixed finite sample size practice.

In the finite sample scenario, the most prevailing robustness measure is the finite sample breakdown point (FSBP), introduced by Donoho and Huber (1983) and popularized and promoted by Rousseeuw (1984), Rousseeuw and Leroy (1987) (RL87) and Donoho and Gasko (1992), among others.

The FSBP of the β_{RD}^* was briefly addressed in RH99, and one lower bound (LB) of the FSBP was given in Corollary of Conjecture 1 (CC1). Theorem 8 (TH8) of RH99 listed, albeit with no published proof available, the limiting value of the FSBP, $1/3$, for data from regression symmetric populations with a strictly positive density.

The LB of the FSBP in CC1 of RH99 depends on a generic LB of maximum RD value in part (a) of Conjecture 1 of RH99. It is approximately $1/(p+1)$ for a large n , and it can never approach the limit value $1/3$ (for $p > 2$) in TH8 of RH99 and in the literature as the asymptotic breakdown point of the β_{RD}^* . This implies that the LB is not sharp. Furthermore, RH99 ingeniously proved part (a) of Conjecture 1 for just $p = 2$ case. This article presents a complete proof for any $p \geq 2$.

A sharper LB of the FSBP for the β_{RD}^* has remained open for the last two decades. This article tries to fill that gap, complementing the complete robust spectrum of the β_{RD}^* . A sharper LB given in this article that utilizes the maximum RD value reveals an intrinsic connection between the maximum depth and the FSBP for the β_{RD}^* . The higher the depth value of the β_{RD}^* , the more robust the β_{RD}^* is. The LB can have the limiting value $1/3$.

Furthermore, the LB of the FSBP of the β_{RD}^* given in this article indicates that in finite sample cases the β_{RD}^* can actually resist much less than the asymptotic result of 33% ($1/3$), which renders $1/3$ is invalid in finite sample practice. Findings in this article justify (i) the legitimacy of employing the β_{RD}^* as an alternative to the traditional estimators and (ii) the necessity and merits of investigation on the finite sample breakdown point of the β_{RD}^* .

Throughout, we are concerned with the FSBP of the multi-dimensional maximum depth estimator β_{RD}^* for the multivariate candidate regression parameter $\beta = (\beta_1, \beta_2')' \in \mathbb{R}^p$ ($p \geq 2$) in the model:

$$y = (1, \mathbf{x}')\beta + e, \quad (1)$$

where $'$ denotes the transpose of a vector, random vector $\mathbf{x} = (x_1, \dots, x_{p-1})'$ is in \mathbb{R}^{p-1} , and random variables y and e are in \mathbb{R}^1 . The β_1 is the intercept term in the model (1).

Section 2 briefly reviews the history behind the notion of the breakdown point and introduces (i) two versions for the FSBP and (ii) the notion of regression depth and depth induced median. Section 3 establishes a general upper bound of the FSBP for any regression equivariant (see Def. in section 3) estimator and the lower and upper bounds of the FSBP for the regression depth median β_{RD}^* , and furthermore it certifies rigorously the truth of part (a) of Conjecture 1 in RH99. The article ends with some concluding remarks supported by substantial empirical evidence in Section 4.

2 Finite sample breakdown point and regression depth

2.1 Finite sample breakdown point (FSBP)

The notion of the breakdown point first appeared in Hodges (1967) and later was generalized by Hampel (1968, 1971). The finite sample versions of the breakdown point, including the *addition breakdown point* (ABP) and *replacement breakdown point* (RBP), were introduced in Donoho and Huber (1983) (DH83). They have become the most prevalent quantitative assessments of the global robustness of estimators, complementing the assessment of (i) local robustness of estimators captured by the influence function approach (see Hampel, *et al.* (1986)) and (ii) global robustness of estimators assessed by the asymptotic breakdown point via the maximum bias approach (see Hampel, *et al.* (1986) and Huber (1981)).

Stimulating and intriguing discussions on the notion of the breakdown point include Donoho (1982), Rousseeuw (1984), Rousseeuw and Leroy (1987), Lopuhaä and Rousseeuw (1991), Maronna and Yohai (1991), Donoho and Gasko (1992), Tyler (1994), Müller (1995), Ghosh and Sengupta (1999), Davies (1987, 1990, 1993), Davies and Gather (2005), Maronna, *et al.* (2006), and Liu, *et al.* (2017), among others.

Some authors are favorable to the ABP in the discussion of the robustness property of estimators, whereas others prefer the RBP, which they believe is more simple, realistic and generally more applicable. Zuo (2001) presented some quantitative relationships between the two versions of the finite sample breakdown point, rendering the arguments on the preference (precedence) between the two versions void. Nevertheless, for a given estimator, sometimes one version can be more convenient for the derivation of a desired result.

We now explore the definitions for the two versions of the FSBP. Let $\mathbf{X}^n = \{\mathbf{X}_1, \dots, \mathbf{X}_n\}$ be a sample of size n in \mathbb{R}^p (in the regression setting, \mathbf{X}^n is the $\mathbf{Z}^n = \{(\mathbf{x}_i', y_i), i = 1, \dots, n\}$ in \mathbb{R}^p).

A location estimator \mathbf{T} in \mathbb{R}^p is called *translation equivariant* if $\mathbf{T}(\mathbf{X}^n + \mathbf{b}) = \mathbf{T}(\mathbf{X}^n) + \mathbf{b}$

for any $\mathbf{b} \in \mathbb{R}^p$, where $\mathbf{X}^n + \mathbf{b} = \{\mathbf{X}_1 + \mathbf{b}, \dots, \mathbf{X}_n + \mathbf{b}\}$. Translation equivariance is a desirable property for any reasonable location estimator.

Definition 2.1 [DH83] The finite sample *addition breakdown point* of a translation equivariant estimator \mathbf{T} at \mathbf{X}^n in \mathbb{R}^p is defined as

$$\text{ABP}(\mathbf{T}, \mathbf{X}^n) = \min\left\{\frac{m}{n+m} : \sup_{\mathbf{Y}^m} \|\mathbf{T}(\mathbf{X}^n \cup \mathbf{Y}^m) - \mathbf{T}(\mathbf{X}^n)\| = \infty\right\},$$

where \mathbf{Y}^m denotes a dataset of size m with arbitrary values and $\mathbf{X}^n \cup \mathbf{Y}^m$ denotes the contaminated sample by adjoining \mathbf{Y}^m to \mathbf{X}^n .

It is apparent that the ABP of the univariate sample median is $1/2$, whereas that of the mean is $1/(n+1)$.

Definition 2.2 [DH83] The finite sample *replacement breakdown point* of a translation equivariant estimator \mathbf{T} at \mathbf{X}^n in \mathbb{R}^p is defined as

$$\text{RBP}(\mathbf{T}, \mathbf{X}^n) = \min\left\{\frac{m}{n} : \sup_{\mathbf{X}_m^n} \|\mathbf{T}(\mathbf{X}_m^n) - \mathbf{T}(\mathbf{X}^n)\| = \infty\right\},$$

where \mathbf{X}_m^n denotes the corrupted sample from \mathbf{X}^n by replacing m points of \mathbf{X}^n with arbitrary m values.

It is apparent that the RBP of the univariate sample median is $\lfloor (n+1)/2 \rfloor / n$, whereas that of the mean is $1/n$, where $\lfloor \cdot \rfloor$ is the floor function.

In other words, the ABP and RBP of an estimator are respectively the minimum addition fraction and replacement fraction of the contamination which could drive the estimator beyond any bound.

2.2 Regression depth of Rousseeuw and Hubert (1999)

Definition 2.3 For any $\beta \in \mathbb{R}^p$ and joint distribution P of (\mathbf{x}', y) in (1), RH99 defined the regression depth of β , denoted by $\text{RD}(\beta; P)$, to be the minimum probability mass that needs to be passed when titling (the hyperplane induced from) β in any way until it is vertical.

The $\text{RD}(\beta; P)$ definition above is rather abstract and not easy to comprehend. Some characterizations, or equivalent definitions, were given in the literature, e.g. in Remark 5.1 of Zuo (2018) and in Lemma 2.1 of Zuo (2020), also see (3) below.

The maximum regression depth estimating functional \mathbf{T}_{RD}^* (also denoted by β_{RD}^*) is defined as

$$\mathbf{T}_{RD}^*(P) = \operatorname{argmax}_{\beta \in \mathbb{R}^p} \text{RD}(\beta; P). \quad (2)$$

If there are several β s that attain the maximum depth value on the right hand side (RHS) of (2), then the average of all those β s is taken.

We obtain the sample version of $\text{RD}(\beta; P)$ and $\mathbf{T}_{RD}^*(P)$ for a given sample $\mathbf{Z}^n = \{(\mathbf{x}'_i, y_i), i = 1, \dots, n\}$ in \mathbb{R}^p , or equivalently a given P_n , the empirical distribution based on \mathbf{Z}^n , by replacing P with P_n . (In the empirical case, the RD discussed originally in RH99 divided by n is identical to the definition 2.3 above).

The notions of breakdown point and regression depth seem unrelated and have nothing to do with each other. But in the next section, it is shown that they are actually closely connected through $\mathbf{T}_{RD}^*(P_n)$.

3 Finite sample breakdown point of regression depth median

For a given $\beta = (\beta_1, \beta_2)' \in \mathbb{R}^p$, denoted by H_β the unique hyperplane determined by $y = (1, \mathbf{x}')\beta$. Denote the angle between the hyperplane H_β and the horizontal hyperplane plane H_h (determined by $y = 0$) by θ_β (hereafter consider only the acute one). That is, θ_β is the angle between the normal vector $(-\beta_2', 1)'$ and the normal vector $(\mathbf{0}', 1)'$ in the $(\mathbf{x}', y)'$ -space. Hence,

$$\cos(\theta_\beta) = \frac{1}{\sqrt{\|\beta_2\|^2 + 1}}.$$

Therefore, it is not hard to see that $|\tan(\theta_\beta)| = \|\beta_2\|$.

2-D cross-section with the origin indicated

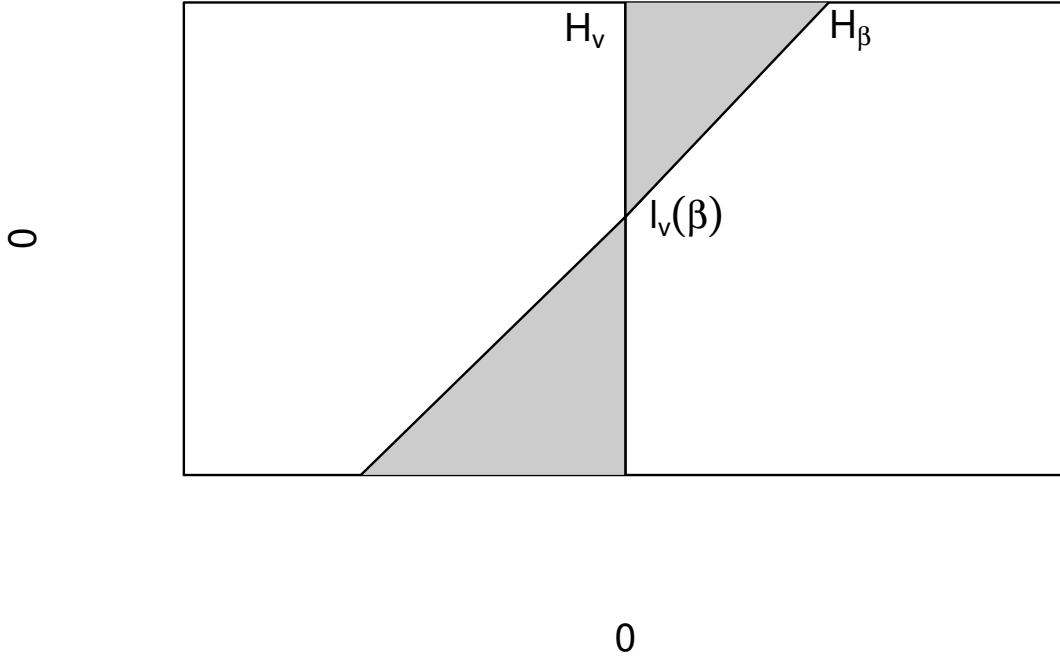


Figure 1: A two-dimensional vertical cross-section of a figure in \mathbb{R}^p . There are two ways to tilt H_β to a vertical position H_v (which does not necessarily contain the origin in the definition, it does in this figure) along hyperline $l_v(\beta)$ (which passes $(0, 2)$ in the figure). One way is crossing the two wedges each with an acute angle (the shaded double wedge), the other way is passing through the other two wedges each with an obtuse angle (the unshaded double wedge). That is, counter-clockwise or clockwise, tilting H_β to H_v .

Tilting β to a vertical position (some vertical hyperplane H_v) in Definition 2.3 means tilting H_β along a hyperline $l_v(\beta)$ which is the intersection hyperline of H_β with the H_v .

Let $\min_{fr}(l_v(\beta), P_n)$ be the minimum of the two fractions of data points touched by tilting H_β in the definition of RD_{RH} to a vertical position H_v along $l_v(\beta)$ in two ways (one way is by crossing the double wedge formed by two single wedges with an acute angle between H_β and H_v (the two shaded regions in Figure 1) and the other way is by passing through the double wedge formed by two single wedges with an obtuse angle between H_β and H_v (the other two regions in Figure 1)).

In other words, within the two-dimensional plane that is perpendicular to the horizontal hyperplane H_h (vertical cross-section), one tilts H_β in either a clockwise or counter-clockwise manner. Then it is readily apparent that we have

Proposition 3.1 For a given data set \mathbf{Z}^n , the regression depth of β defined in Definition 2.3 can be characterized as

$$RD(\beta; P_n) = \inf_{l_v(\beta)} \min_{fr}(l_v(\beta), P_n), \quad (3)$$

where infimum is taken over all possible $l_v(\beta)$ s or equivalently all possible H_v s.

Proof:

“The minimum probability mass that needs to be passed when titling (the hyperplane induced from) β in any way until it is vertical” in Definition 2.3 means that (i) H_v could be arbitrary, which is equivalent to the arbitrariness of the intersection hyperline $l_v(\beta)$ of the H_β with the H_v , (ii) tilting H_β along the hyperline $l_v(\beta)$ to the vertical position H_v which contains two ways (clockwise or counter-clockwise, see Figure 1), (iii) obtaining the minimum of the two fractions of data points touched by tilting H_β in two ways and (iv) calculating the overall minimum of the empirical probability mass w.r.t. all possible H_v s.

In light of the discussions before the Proposition, all (i), (ii), (iii) and (iv) are exactly captured in the RHS of (3). ■

For a given sample \mathbf{Z}^n in \mathbb{R}^p (\mathbf{Z}^n and P_n are used interchangeably hereafter), write

$$k^*(P_n) = \max_{\beta \in \mathbb{R}^p} nRD(\beta, P_n). \quad (4)$$

Remarks 3.1

- (1) The RHS of (3) actually implicitly involves all possible H_v s and the fixed H_β .
- (2) $nRD(\beta, P_n)$ in (4) is the least number of data points touched by tilting H_β to a vertical position in light of (3). The $k^*(P_n)$ then is the maximum (w.r.t. β s) of the least number of data points touched by tilting a H_β to a vertical position. That is the least number of data points touched by tilting H_{β_m} in any way to a vertical position with β_m attaining the maximum RD (i.e. β_m is a RD maximizer). ■

A regression estimator \mathbf{T} is called *regression equivariant* (page 116 of RL87) if

$$\mathbf{T}(\{(\mathbf{x}'_i, y_i + (1, \mathbf{x}'_i)\mathbf{b}), i = 1, \dots, n\}) = \mathbf{T}(\{(\mathbf{x}'_i, y_i), i = 1, \dots, n\}) + \mathbf{b}, \quad \forall \mathbf{b} \in \mathbb{R}^p \quad (5)$$

Regression equivariance is just as desirable as translation equivariance for a multivariate location estimator. Because of regression equivariance, we see often in the literature the phrase “without loss of generality, assume that $\beta = \mathbf{0}$ in the following discussion”. This statement is based on the application of (5).

We first establish a general ABP upper bound for any regression equivariant estimator (the RBP counter part has been given in the literature, e.g. page 125 of RL87).

Proposition 3.2 For a given \mathbf{Z}^n in \mathbb{R}^p , any regression equivariant estimator \mathbf{T} in \mathbb{R}^p satisfies

$$\text{ABP}(\mathbf{T}, \mathbf{Z}^n) \leq \frac{m}{n+m},$$

where $m = n - p + 1$ (throughout we assume that $n \geq p$).

Proof:

Assume that $\mathbf{u} \in \mathbb{R}^p$ is a unit vector from the null space of the $(p-1) \times p$ matrix $(\mathbf{w}_{m+1}, \dots, \mathbf{w}_n)'$, where $\mathbf{w}'_i = (1, \mathbf{x}'_i)$. Now construct two contaminated data sets $\mathbf{Z}^n \cup \mathbf{Y}^m$:

$$\begin{aligned} & \{(\mathbf{x}'_1, y_1), \dots, (\mathbf{x}'_m, y_m), (\mathbf{x}'_{m+1}, y_{m+1}), \dots, (\mathbf{x}'_n, y_n), (\mathbf{x}'_1, y_1 + \mathbf{w}'_1 \mathbf{b}), \dots, (\mathbf{x}'_m, y_m + \mathbf{w}'_m \mathbf{b})\}, \\ & \{(\mathbf{x}'_1, y_1 - \mathbf{w}'_1 \mathbf{b}), \dots, (\mathbf{x}'_m, y_m - \mathbf{w}'_m \mathbf{b}), (\mathbf{x}'_{m+1}, y_{m+1}), \dots, (\mathbf{x}'_n, y_n), (\mathbf{x}'_1, y_1), \dots, (\mathbf{x}'_m, y_m)\}, \end{aligned}$$

where $b = \lambda \mathbf{u}$, $\lambda > 0$. Denote the two contaminated data sets by $\mathbf{Z}^n \cup \mathbf{Y}_1^m$ and $\mathbf{Y}_2^m \cup \mathbf{Z}^n$. It is not hard to see that

$$\begin{aligned} \mathbf{Y}_1^m &= \{(\mathbf{x}'_1, y_1 + \mathbf{w}'_1 \mathbf{b}), \dots, (\mathbf{x}'_m, y_m + \mathbf{w}'_m \mathbf{b})\} \\ \mathbf{Y}_2^m &= \{(\mathbf{x}'_1, y_1 - \mathbf{w}'_1 \mathbf{b}), \dots, (\mathbf{x}'_m, y_m - \mathbf{w}'_m \mathbf{b})\}. \end{aligned}$$

Notice that $\mathbf{w}'_j \mathbf{b} = 0$ for $m < j \leq n$. Subtracting the y component of each point in $\mathbf{Z}^n \cup \mathbf{Y}_1^m$ by the inner product of the $\mathbf{w}' = (1, \mathbf{x}')$ (where \mathbf{x}' is the \mathbf{x}' component of the point) with the vector \mathbf{b} , we obtain $\mathbf{Y}_2^m \cup \mathbf{Z}^n$. This, in conjunction with (5), immediately leads to

$$\begin{aligned} \lambda &= \|\mathbf{b}\| = \|\mathbf{T}(\mathbf{Z}^n \cup \mathbf{Y}_1^m) - \mathbf{T}(\mathbf{Z}^n \cup \mathbf{Y}_2^m)\| \\ &= \|(\mathbf{T}(\mathbf{Z}^n \cup \mathbf{Y}_1^m) - \mathbf{T}(\mathbf{Z}^n)) + (\mathbf{T}(\mathbf{Z}^n) - \mathbf{T}(\mathbf{Z}^n \cup \mathbf{Y}_2^m))\| \\ &\leq 2 \sup_{\mathbf{Y}^m} \|\mathbf{T}(\mathbf{Z}^n \cup \mathbf{Y}^m) - \mathbf{T}(\mathbf{Z}^n)\| \end{aligned}$$

Let $\lambda \rightarrow \infty$, we immediately obtain the desired result. ■

We shall say \mathbf{Z}^n is *in general position* (IGP) when any p of observations in \mathbf{Z}^n give a unique determination of β . In other words, any $(p-1)$ dimensional affine subspace of the space (\mathbf{x}', y) contains at most p observations of \mathbf{Z}^n . When the observations come from continuous distributions, the event (\mathbf{Z}^n being in general position) happens with probability one.

Proposition 3.3 For a given IGP \mathbf{Z}^n (or P_n) in \mathbb{R}^p , we have

$$(A) \quad \text{ABP}(\mathbf{T}_{RD}^*, \mathbf{Z}^n) \geq \frac{k^*(\mathbf{Z}^n) - p + 1}{n + k^*(\mathbf{Z}^n) - p + 1}, \quad (6)$$

$$(B) \quad \text{ABP}(\mathbf{T}_{RD}^*, \mathbf{Z}^n) \leq \frac{n - p + 1}{2n - p + 1}. \quad (7)$$

Proof:

Since \mathbf{T}_{RD}^* is regression equivariant (see Zuo (2018)), (B) follows from Lemma 3.1 immediately. It suffices to prove (A). We claim that

$m < k^*(\mathbf{Z}^n) - p + 1$ contaminating points are not enough to breakdown \mathbf{T}_{RD}^* .

Assume, otherwise, that $m < k^*(\mathbf{Z}^n) - p + 1$ contaminating points are enough to breakdown \mathbf{T}_{RD}^* . That is,

$$\sup_{\mathbf{Y}^m} \|\mathbf{T}_{RD}^*(\mathbf{Z}^n \cup \mathbf{Y}^m)\| = \infty.$$

Denote $\beta_{RD}^*(\mathbf{Z}^n \cup \mathbf{Y}^m)$ (slight notation abuse) as the maximizer of RD at $\mathbf{Z}^n \cup \mathbf{Y}^m$ which has the maximum norm among all the RD maximizers. There are at most finitely many RD maximizers for a fixed finite sample size $n + m$.

Notice that $\mathbf{T}_{RD}^*(\mathbf{Z}^n \cup \mathbf{Y}^m)$ is not necessarily identical to $\beta_{RD}^*(\mathbf{Z}^n \cup \mathbf{Y}^m)$ in the non-unique maximizer case, and the RD of the former could be smaller than the latter and less than the maximum depth value due to the average. For example, in the case of the data set $\{(0, 0), (1, 1), (5, 0), (6, 1)\}$ in \mathbb{R}^2 , the former is 0 whereas the latter is 1/2. See Figure (2). This is one of the reasons we will treat $\beta_{RD}^*(\mathbf{Z}^n \cup \mathbf{Y}^m)$ in the sequel instead of $\mathbf{T}_{RD}^*(\mathbf{Z}^n \cup \mathbf{Y}^m)$, in order to compensate for the weakness of the latter.

The other reason, which is the important one, is

$$\sup_{\mathbf{Y}^m} \|\mathbf{T}_{RD}^*(\mathbf{Z}^n \cup \mathbf{Y}^m)\| = \infty \text{ if and only if } \sup_{\mathbf{Y}^m} \|\beta_{RD}^*(\mathbf{Z}^n \cup \mathbf{Y}^m)\| = \infty.$$

The above implies that

$$\|\beta_{RD}^*(\mathbf{Z}^n \cup (\mathbf{Y}^m)_j)_2\| = \left| \tan\left(\theta_{\beta_{RD}^*(\mathbf{Z}^n \cup (\mathbf{Y}^m)_j)}\right) \right| \rightarrow \infty,$$

along a sequence of $(\mathbf{Y}^m)_j$ as $j \rightarrow \infty$, where the subscript 2 on the LHS means that it is the non-intercept component of the $\beta_{RD}^*(\mathbf{Z}^n \cup (\mathbf{Y}^m)_j)$ (remember we write $\beta = (\beta_1, \beta'_2)'$).

If, there exists a finite j such that $\theta_{\beta_{RD}^*(\mathbf{Z}^n \cup (\mathbf{Y}^m)_j)} = \pi/2$, then at most m contaminating points from $(\mathbf{Y}^m)_j$ are on the hyperplane $H_{\beta_{RD}^*(\mathbf{Z}^n \cup (\mathbf{Y}^m)_j)}$ which contains at most $p - 1$ points from \mathbf{Z}^n . The latter is due the fact that \mathbf{Z}^n is IGP and the intersection hyperline between $H_{\beta_{RD}^*(\mathbf{Z}^n \cup (\mathbf{Y}^m)_j)}$ and the horizontal hyperplane $y = 0$ is a $(p - 2)$ dimensional subspace of the p dimensional space (\mathbf{x}', y) . It is not hard to see that

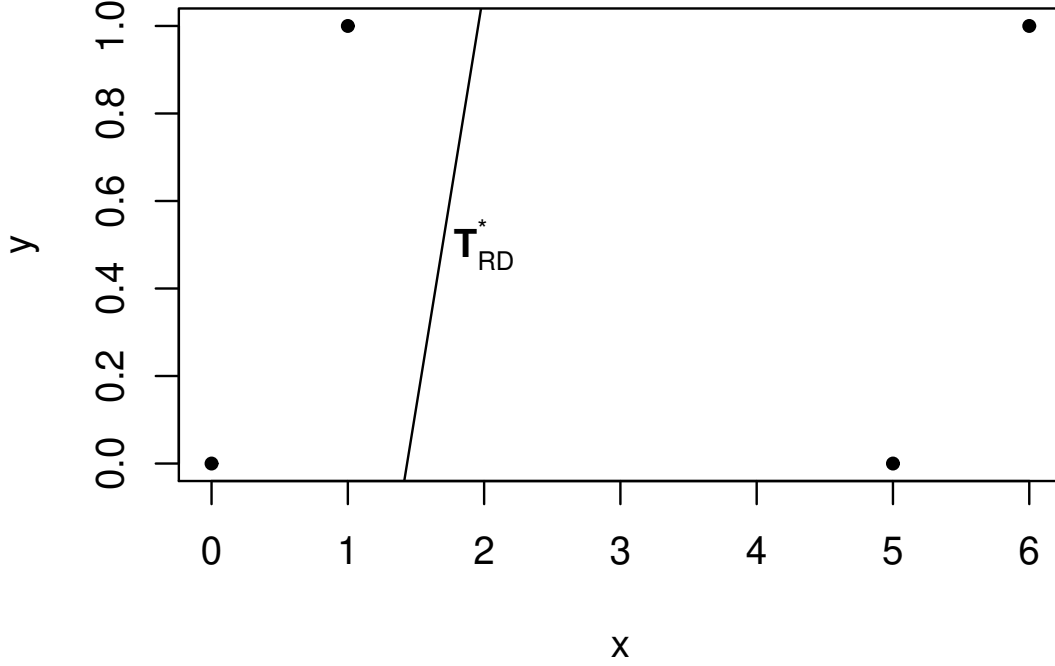


Figure 2: Four in general position points (represented by four filled circles) located in \mathbb{R}^2 . Six lines formed, $\{(0, 1), (-5, 1)(1, 0), (0, 0), (0, 1/6), (5/4, -1/4)\}$, in (intercept, slope) form, each connecting two data points. Each line attains the maximum regression depth $1/2$. However, the average of these deepest lines, T_{RD}^* : $(-11/4, 23/12)$ has regression depth 0.

$$\begin{aligned}
m + (p - 1) &\geq (m + n)\text{RD}(\beta_{RD}^*(\mathbf{Z}^n \cup (\mathbf{Y}^m)_j), \mathbf{Z}^n \cup (\mathbf{Y}^m)_j) \\
&= k^*(\mathbf{Z}^n \cup (\mathbf{Y}^m)_j) \geq k^*(\mathbf{Z}^n),
\end{aligned} \tag{8}$$

where the first inequality follows from the fact that the vertical hyperplane contains at most $m + (p - 1)$ points from $\mathbf{Z}^n \cup (\mathbf{Y}^m)_j$. The second equality follows from (4) and the definition of $\beta_{RD}^*(\mathbf{Z}^n \cup (\mathbf{Y}^m)_j)$ above. The last inequality follows from the fact that $(m + n)\text{RD}(\beta, \mathbf{Z}^n \cup \mathbf{Y}^m) \geq n\text{RD}(\beta, \mathbf{Z}^n)$ in light of (3).

Otherwise (i.e. $\theta_{\beta_{RD}^*(\mathbf{Z}^n \cup (\mathbf{Y}^m)_j)} < \pi/2$, for any j), then consider, without loss of generality (and in light of (3)) for any large j and $(\mathbf{Y}^m)_j$ and $H_{\beta_{RD}^*(\mathbf{Z}^n \cup (\mathbf{Y}^m)_j)}$, a vertical hyperplane H_v (which depends on j) that contains no data points from \mathbf{Z}^n and intersects with $H_{\beta_{RD}^*(\mathbf{Z}^n \cup (\mathbf{Y}^m)_j)}$ at $l_v(\beta_{RD}^*(\mathbf{Z}^n \cup (\mathbf{Y}^m)_j))$.

Clearly, there exists a narrow vertical hyperstrip centered at H_v (with its two boundary hyperplanes parallel to H_v), and within the hyperstrip there are no data points from \mathbf{Z}^n .

Now, when tilting the hyperplane $H_{\beta_{RD}^*(\mathbf{Z}^n \cup (\mathbf{Y}^m)_j)}$ (which is already almost vertical for a large enough j) along $l_v(\beta_{RD}^*(\mathbf{Z}^n \cup (\mathbf{Y}^m)_j))$ to its eventual vertical position of H_v , it is readily

apparent that

$$\begin{aligned}
m + p - 1 &\geq (m + n) \min_{fr} (l_v(\beta_{RD}^*(\mathbf{Z}^n \cup (\mathbf{Y}^m)_j), P_{n+m})) \\
&\geq \text{RD}(\beta_{RD}^*(\mathbf{Z}^n \cup (\mathbf{Y}^m)_j) = k^*(\mathbf{Z}^n \cup (\mathbf{Y}^m)_j) \\
&\geq k^*(\mathbf{Z}^n),
\end{aligned} \tag{9}$$

where P_{m+n} stands for the empirical distribution based on $\mathbf{Z}^n \cup (\mathbf{Y}^m)_j$. The first inequality follows from the definition of $\min_{fr}(l_v(\beta, P_n))$ (since there is one way of tilting the hyperplane $H_{\beta_{RD}^*(\mathbf{Z}^n \cup (\mathbf{Y}^m)_j)}$ along $l_v(\beta_{RD}^*(\mathbf{Z}^n \cup (\mathbf{Y}^m)_j))$ so that no original data points from \mathbf{Z}^n (except at most $p - 1$ points from \mathbf{Z}^n that are already on the hyperplane) are touched during the movement and the points it can touch are at most all the m contaminating points).

The second inequality above follows (3) and the third equality follows from the introduction of $\beta_{RD}^*(\mathbf{Z}^n \cup \mathbf{Y}^m)$ at the beginning and from (4). Finally, the fourth one is trivial since $(m + n)\text{RD}(\beta, \mathbf{Z}^n \cup \mathbf{Y}^m) \geq n\text{RD}(\beta, \mathbf{Z}^n)$ in light of (3).

All the inequalities in (8) and (9) lead to a contradiction. Thus, $m < k^*(\mathbf{Z}^n) - p + 1$ contaminating points are not enough to break down \mathbf{T}_{RD}^* . We obtain (A). ■

Remarks 3.2 It is unfortunate that the upper bound in the Proposition could not be further improved to $m = k^*(\mathbf{Z}^n) - p + 1$ at this point. Note that for \mathbf{Z}^n IGP, $k^*(\mathbf{Z}^n) \leq \lfloor (n + p)/2 \rfloor$. The latter is the maximum possible RD value which is still less than n if $n > p$. We expect that this sharper upper bound ($m = k^*(\mathbf{Z}^n) - p + 1$) holds true. In the latter case, we have a unified ABP. That is $\text{ABP}(\mathbf{T}_{RD}^*, \mathbf{Z}^n) = k^*(\mathbf{Z}^n) - p + 1 / (n + k^*(\mathbf{Z}^n) - p + 1)$. ■

RH99 also presented in their Corollary of Conjecture 1 (CC1) a lower bound (LB) of RBP for the T_{RD}^* ,

$$\text{RBP}(T_{RD}^*, \mathbf{Z}^n) \geq \frac{1}{n} \left(\left\lceil \frac{n}{p+1} \right\rceil - p + 1 \right), \tag{10}$$

under the assumptions that (i) the (a) of Conjecture 1 of RH99 holds true and (ii) \mathbf{x}_i are IGP.

If $k^*(\mathbf{Z}^n)$ does not depend on \mathbf{Z}^n and is a constant, then by the (b) of Theorem 2.1 of Zuo (2001), the LB of ABP in Proposition 3.3 can be converted to a LB of RBP for the T_{RD}^* , it will be $(k^*(\mathbf{Z}^n) - p + 1)/n$ which is larger than the LB of RBP (10) above if the (a) of Conjecture 1 holds true. Unfortunately, $k^*(\mathbf{Z}^n)$ depends on \mathbf{Z}^n .

The part (a) of Conjecture 1 of RH99 is proved elegantly and creatively by RH99 for just $p = 2$ case. In the sequel we prove the part (a) of Conjecture 1 of RH99 for any $p \geq 2$.

Proposition 3.4 The (a) of Conjecture 1 of RH99 holds true. That is, for \mathbf{Z}^n in \mathbb{R}^p ($p \geq 2$)

$$\left\lceil \frac{n}{p+1} \right\rceil \leq k^*(\mathbf{Z}^n) = \max_{\beta \in \mathbb{R}^p} n\text{RD}(\beta, \mathbf{Z}^n). \tag{11}$$

Proof:

The case $p = 2$ has been treated in Theorem 1 of RH99. So in the following, we extend the idea from the proof of RH99 and take care of $p > 2$ case. Assume that $n = (p + 1)k - r$ for some positive integers k and r and $0 < r < (p + 1)$. That is, $\lceil n/(p + 1) \rceil = k$.

We need to consider only $k > 3$. Since if $k \leq 3$, the Proposition already holds (simply by selecting a β such that the hyperplane H_β contains p points of \mathbf{Z}^n , then the RHS of (11) is obviously no less than k). It is not hard to show that $n \geq 3k + 1$.

Sort $\mathbf{Z}^n = \{(\mathbf{x}_i, y_i), i = 1, \dots, n\}$ according to the first coordinate of \mathbf{x}_i and divide them into three (called G_1 , G_2 and G_3) groups such that G_1 contains the left most k points in \mathbf{Z}^n and G_3 contains the right most k points in \mathbf{Z}^n (note that $n \geq 3k + 1$) all other points form G_2 group.

If there are ties in the first coordinate of \mathbf{x}_i (i.e. there are multiple points that have the same k th or $(n - k + 1)$ th first x coordinate), then sort those with identical k th or $(n - k + 1)$ th first x coordinate using their second x coordinate, and if, ..., using their third x ..., ..., until using their y coordinate. If there are still ties (at k th or $(n - k + 1)$ th points) for dividing groups over the boundaries, then label those overlapping points over the boundary between G_1 and G_2 as G_{12} ; and those over the one between G_2 and G_3 as G_{32} . In this situation, both $S_1 := G_1 \cup G_{12}$ and $S_3 := G_3 \cup G_{32}$ contain at least k points of \mathbf{Z}^n . Now S_1 , $S_2 := G_2$, S_3 are three groups we will work on instead of original G_1 , G_2 and G_3 .

That is, we have divided the original data set \mathbf{Z}^n into three groups with two vertical hyperplanes which do not contain any data points from \mathbf{Z}^n with the G_1 and G_3 group both containing at least $k = \lceil n/(p + 1) \rceil$ points.

For a given arbitrary data set \mathbf{W}^n of size n in \mathbb{R}^p , a hyperplane is said to bisect it if the number of points $n^+(\mathbf{W}^n)$ that lie in the open half-space on one side of the hyperplane is the same as the number of points $n^-(\mathbf{W}^n)$ that lie in the other open half-space on the other side of the hyperplane and $n^+(\mathbf{W}^n) + n^-(\mathbf{W}^n) + n^0(\mathbf{W}^n) = n$, where $n^0(\mathbf{W}^n)$ is the number of points on the hyperplane.

By the ham-sandwich theorem (see Stone and Tukey (1942) or Edelsbrunner, 1987), there exists a hyperplane H_β that simultaneously bisects G_1 , G_2 and G_3 (or S_1 and S_2 and S_3), where β is the unique parameter determined by the hyperplane.

Now for any vertical hyperplane H_v which is implicitly included in the RHS of (3), assume (w.l.o.g.) that it contains no data points from \mathbf{Z}^n in light of (3) and intersects H_β at hyperline $l_v(\beta)$. Denote the number of positive (resp. negative, zero) residuals on the LHS of H_v and above (resp. below, on) the H_β as $L_v(\mathbf{Z}^n)^+$ (resp. $L_v(\mathbf{Z}^n)^-, L_v(\mathbf{Z}^n)^0$). Similarly, define $R_v(\mathbf{Z}^n)^+, R_v(\mathbf{Z}^n)^-, R_v(\mathbf{Z}^n)^0$ for the residuals on the RHS of H_v above (resp. below, on) the H_β .

In light of (3), it suffices to just consider H_v in (i) G_1 or the left of the G_1 open region, (ii) G_2 region and (iii) G_3 or the right of the G_3 open region. We show that $\text{RD}(\beta, \mathbf{Z}^n) \geq \lceil n/(p + 1) \rceil$. It suffices to treat (i) and (ii) only.

(i) Tilting H_β to the vertical position of the H_v in G_1 or the left of the G_1 open region,

it is apparent that

$$\begin{aligned}
n \min_{fr} l_v(\beta, \mathbf{Z}^n) &\geq \min\{R_v(G_2 \cup G_3)^- + R_v(G_2 \cup G_3)^0, R_v(G_2 \cup G_3)^+ + R_v(G_2 \cup G_3)^0\} \\
&= R_v(G_2 \cup G_3)^- + R_v(G_2 \cup G_3)^0 \geq nP_n(G_2 \cup G_3)/2 \\
&> k,
\end{aligned}$$

where (i) the first inequality follows from the definition of \min_{fr} and the fact that we skip the positive (negative, zero) count of residuals from part of G_1 ; (ii) the second equality follows from the property of bisection of H_β to G_2 and G_3 , (iii) the third inequality follows from the fact that the number of the non-positive and the number of the non-negative residuals in $G_2 \cup G_3$ are the same, (iv) the fourth inequality follows from the fact that $R_v(G_2 \cup G_3)^+ + R_v(G_2 \cup G_3)^- + R_v(G_2 \cup G_3)^0 = nP_n(G_2 \cup G_3)$, and the first two terms are identical due to the bisection of H_β and $nP_n(G_2 \cup G_3)$ is just the count of points of \mathbf{Z}^n in $G_2 \cup G_3$, (v) The last inequality follows from the direct calculation of the points of \mathbf{Z}^n in $G_2 \cup G_3$ (here we can treat the case $\#G_1 = k$ or the $\#S_1 > k$ separately, the former case is straightforward. In the latter case we have to take into account $R_v(G_{12})^+$, $R_v(G_{12})^-$ and $R_v(G_{12})^0$ on the RHS of above displays, the inequality follows again trivially).

(ii) Tilting H_β to the vertical position of the H_v in the G_2 region, it is no hard to see that

$$\begin{aligned}
n \min_{fr} l_v(\beta, \mathbf{Z}^n) &> \\
\min\{L_v(G_1)^+ + L_v(G_1)^0 + R_v(G_3)^- + R_v(G_3)^0, L_v(G_1)^- + L_v(G_1)^0 + R_v(G_3)^+ + R_v(G_3)^0\} \\
&= L_v(G_1)^+ + L_v(G_1)^0 + R_v(G_3)^- + R_v(G_3)^0 = ((k + L_v(G_1)^0) + (k + R_v(G_3)^0))/2 \\
&\geq k,
\end{aligned}$$

where the first inequality follows from the definition of \min_{fr} and the fact that we skip the positive (negative, zero) count of residuals from part of G_2 , the first equality follows from the property of bisection of H_β to G_1 and G_3 , the second equality follows from the fact that (1) $L_v(G_1)^- = L_v(G_1)^+$ and $L_v(G_1)^+ + L_v(G_1)^- + L_v(G_1)^0 = k$ and (2) $R_v(G_3)^- = R_v(G_3)^+$ and $R_v(G_3)^+ + R_v(G_3)^- + R_v(G_3)^0 = k$ (equalities become inequality(\geq) in the case of S_i). The last inequality is trivial.

(iii) The case of H_v in G_3 or the right side of the G_3 open region can be treated similarly to the case of H_v in G_1 or the left side of the G_1 open region above.

In light of (3) and all above inequalities we see immediately that

$$k^*(\mathbf{Z}^n) \geq n\text{RD}(\beta, \mathbf{Z}^n) \geq k = \lceil \frac{n}{p+1} \rceil.$$

This completes the proof of the Proposition. ■

Remarks 3.3

(i) Amenta, et al. (2000) has also proved the part (a) of Conjecture 1 in RH99. The proof, however, was much more sophisticated based on the Projective Geometry and Central

Projection and not easy to follow and check. Mizera (2002) has also given a much more mathematically abstracted and complicated proof covering the (b) of Conjecture 1 in RH99 (the population case). He claimed that it covers the part (a). RH99 treated the case of $p = 2$ elegantly and creatively. They did not consider the overlapping boundary points between groups and the case of H_v in the middle group where one cannot determine what is the exact number of data points in the non-middle groups.

(ii) The LB of the RBP in RH99 which utilizes the lower bound of maximum depth value in Conjecture 1 and does not depend on the configuration of data set \mathbf{Z}^n only on p and n . The one in Proposition 3.3 for the LB of the ABP utilizes the maximum depth value and does depend on the configuration of the data set \mathbf{Z}^n . The difference between the two will be revealed more clearly in the next section. ■

4 Concluding remarks

(I) The state of the art on the FSBP of the \mathbf{T}_{RD}^* and a sharper lower bound.

No existing result in the literature covers or implies Proposition 3.3. The most closely related results include the lower bound (LB) of RBP for \mathbf{T}_{RD}^* given in RH99, Lemma 3 and Theorem 2 in Van Aelst and Rousseeuw (2000) (VAR00), but they are limited to the regression symmetric population distributions in an asymptotic bias sense, and those lower bounds (Theorems 4.1 and 4.2) in Mizera (2002) (M02) which are, maximally abstracted and general and also in an ϵ -contamination and maximum bias framework.

Furthermore, all those lower bounds are not sharp (in light of the Proposition 3.3). Let us focus on the LB of the RBP in RH99. The difference between this and the LB of the ABP in Proposition 3.3 include (i) the former purely depends on n and p whereas the latter depends on the configuration of \mathbf{Z}^n , (ii) for a fixed $p > 2$, as $n \rightarrow \infty$ the former approaches $1/(p+1)$ which can never be $1/3$ (the asymptotic breakdown value) while the latter can reach $1/3$ with data from the regression symmetric (see Rousseeuw and Struyf (2004) for definition) population.

ABP and RBP, albeit employing different contamination scheme, are the fraction (or percentage) of contamination that can force an estimator beyond any bound (becoming useless). From the contamination percentage interpretation, ABP is usually slightly smaller than RBP for the same estimator. For example, in the sample mean case, it is $1/(n+1)$ v.s. $1/n$; in the sample median case, it is $n/(n+n)$ v.s. $\lfloor (n+1)/2 \rfloor / n$. Directly comparing, in terms of their magnitude, the ABP and RBP is unfavorable (or unfair) to ABP.

To better appreciate the sharpness of the LB of the ABP in the Proposition 3.3 and know better the quantitative difference between the LB of the ABP in Proposition 3.3 and the LB of the RBP in RH99 for the same \mathbf{T}_{RD}^* , we carry out a small scale simulation study to calculate the average differences of $(k^*(\mathbf{Z}^n) - p + 1)/(n + k^*(\mathbf{Z}^n) - p + 1)$ (the LB of the ABP in Prop. 3.3) subtracted by $\frac{1}{n} \left(\lceil \frac{n}{p+1} \rceil - p + 1 \right)$ (the LB of the RBP in RH99) in 1000 multivariate $N(\mathbf{0}, \mathbf{I})$ samples for different small ns and ps ; the results are given in table 1.

Average of (the LB of ABP in Prop. 3.3 – the LB of the RBP in RH99) in 1000 samples

n	10	20	30	50	100	200
p=2	-3.725%	-1.776%	-0.913%	-2.237%	-2.456%	-1.805%
p=3	10.38%	8.736%	5.235%	4.646%	5.139%	5.328%
p=5	31.52%	16.85%	15.09%	12.02%	11.47%	11.15%

Table 1: Average differences between the LB of the ABP in Prop. 3.3 and the LB of the RBP in the Corollary of Conjecture 1 (CC1) of RH99, based on 1000 multivariate standard normal samples.

Keep in mind that the comparison in the table 1 is very unfavorable to the LB of the ABP in the Proposition 3.3. However, it is readily apparent from the table that the LB of the ABP in the Proposition 3.3 is sharper than the LB of the RBP in RH99 because of the all positive entries (when $p > 2$) and as well as the negative ones (when $p = 2$) since all entries suppose to be negative if the number of contaminating points m is the same in the two contamination schemes.

The positive entries in the table support the statement above. They imply that the LB of the RBP in RH99 severely underestimate the contamination percentage that the \mathbf{T}_{RD}^* can resist. Consequently the LB in RH99 is not sharp. Note that when n increases so does the difference eventually (e.g. when $p = 2$ and $n = 500$, the entry in the table will be -1.352%), the same is true w.r.t the dimension parameter p . The LB of the RBP in RH99 becomes negative and uninformative if $n \leq (p + 1)(p - 2)$ (this explains the unusually large entry in the case $p = 5, n = 10$).

The results in the table demonstrate the merit of the LB of the ABP in Proposition 3.3. One question that might be raised for the results in the table is: are those results distribution-dependent? That is, if the underlying distribution of the samples changes, does the LB of the ABP in Proposition 3.3 still have any advantage over the one in RH99? To answer this question, we carried out a small scale simulation study and results are reported in table 2.

Average of (the LB of the ABP in Prop. 3.3 – the LB of the RBP in RH99) in 1000 samples

n	10	20	30	50	100	200
p=2	-3.687%	-1.089%	-0.929%	-2.261%	-2.604%	-2.042%
p=3	10.45%	8.742%	5.214%	4.572%	4.888%	4.993%
p=5	31.36%	16.92%	16.09%	11.85%	11.30%	10.78%

Table 2: Average differences between the LB of the ABP in Proposition 3.3 and the LB of the RBP in the CC1 in RH99, based on 1000 contaminated multivariate normal samples.

Here we generated 1000 samples $\mathbf{Z}^{(n)} = \{(\mathbf{x}'_i, y_i)', i = 1, \dots, n, \mathbf{x}_i \in \mathbb{R}^{p-1}\}$ from the Gaussian distribution with zero mean vector and 1 to p as its diagonal entries of the diagonal covariance

matrix for various ns and ps . Each sample is contaminated by 5% i.i.d. normal p -dimensional points with individual mean 10 and variance 0.1. Thus, we no longer have a symmetric errors and homoscedastic variance model.

Comparing the table entries in Tables 1 and 2, we conclude that the sharpness of the LB of ABP in Proposition 3.3 over the LB of RBP in RH99 almost does not depend on the underlying distributions overall (confirmed in the multivariate t-distribution case). However, $k^*(\mathbf{Z}^n)$ does depend on the configuration of points in \mathbf{Z}^n .

Lower bounds in AVR00 are not applicable when one replaces P by P_n or a real data set \mathbf{Z}^n . This is because the regression symmetric assumption does not hold in practice for fixed sample size data sets, and the depth region $\{\boldsymbol{\beta} : \text{RD}(\boldsymbol{\beta}, \mathbf{Z}^n) \geq \eta\}$ for $0 < \eta < 1/3$ is no longer bounded even if \mathbf{x}_i are IGP (required in the CC1 of RH99). The boundedness is also assumed in Lemma 3 and Theorem 2 of VAR00.

(II) Finite sample versus asymptotic breakdown point, the merit of FSBP.

The asymptotic breakdown value or the limit of the finite sample breakdown value of \mathbf{T}_{RD}^* , $1/3$, was given in AVR00 (Theorem 2) and RH99 (Theorem 8), respectively.

Average of (the LB of ABP in Prop. 3.1 – $1/3$ (asymptotic BP)) in 1000 samples

n	10	20	30	50	100	200
p=2	-7.075%	-5.168%	-4.306%	-3.562%	-2.790%	-2.136%
p=3	-12.70%	-9.517%	-8.105%	-6.689%	-5.186%	-4.017%
p=5	-22.12%	-16.43%	-13.94%	-11.34%	-8.855%	-7.167%

Table 3: Average differences between the LB of ABP given in Proposition 3.3 and the asymptotic breakdown point $1/3$, based on 1000 multivariate standard normal samples.

This limiting result can be obtained directly from Proposition 3.3 if samples come from a regression symmetric population distribution, in this case $k^*(\mathbf{Z}^n) = n\text{RD}(\boldsymbol{\beta}_{RD}^*, \mathbf{Z}^n) \rightarrow n/2$ as $n \rightarrow \infty$ (see Theorems 6 and 7 of RH99). The \mathbf{T}_{RD}^* , however, has to be used in finite sample practice, and the limit $1/3$ is not that informative. The differences of $1/3$ with $(k^*(\mathbf{Z}^n) - p + 1)/(n + k^*(\mathbf{Z}^n) - p + 1)$ in finite sample cases (especially small sample sizes) are given in table 3 or Figure 2 below.

The table entries reveal once again the merit of the LB of the ABP for the finite sample breakdown point of the regression median because it is smaller than the asymptotic breakdown value $1/3$ in all cases considered. For example, in small n and large p cases, it can be less than 20% or more ($p = 5, n = 10$). The asymptotic breakdown point, $1/3$, is irrelevant for these finite sample cases because it over-estimates the real breakdown value of the \mathbf{T}_{RD}^* in finite sample real practice. The LB of the ABP in Proposition 3.3 increases when n increases for fixed p and decreases as p increases for fixed n and is always less than $1/3$ in all cases considered.

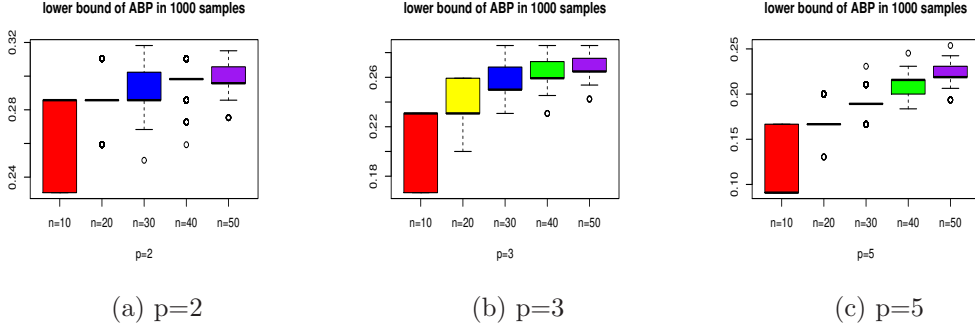


Figure 3: Boxplots for the LB of ABP in Proposition 3.3 for \mathbf{T}_{RD}^* based on 1000 multivariate standard normal samples for three dimensions and five different sample sizes.

Simulation results of the LB of ABP in Proposition 3.3 for the \mathbf{T}_{RD}^* in 1000 samples can also be displayed graphically in terms of their distributions such as in Figure 3.

Inspection of the figure reveals that (i) the LB of the ABP in Proposition 3.3 is always lower than the asymptotic breakdown point $1/3$, (ii) it decreases as p increases for a fixed n and increases as n does for fixed p and (iii) outliers exist in various cases, including $p = 2, n = 20, 30, 40, 50$; $p = 3, n = 40, 50$ and $p = 5, n = 20, 30, 40, 50$. All these observations and results demonstrate the merit of the FSBP and the relevance of the LB of the ABP in Proposition 3.3 (and the irrelevance of the asymptotic breakdown point $1/3$) in finite sample practice.

(III) Justification of regression by the maximum depth estimator (median).

Proposition 3.3 reveals the intrinsic connection between the breakdown point and the maximum depth value. This kind of connection was also discussed explicitly in M02.

This intrinsic connection clearly justifies employment of the maximum depth median as a robust alternative to the traditional regression (the least squares or the least absolute deviations) estimators since the former is much more robust both in a finite sample sense and in an asymptotic sense.

(IV) Location counterpart and other related results.

The location counterpart of RD and β_{RD}^* are respectively halfspace depth (Tukey (1975)) and halfspace median (HM). The finite sample breakdown point of the latter has been investigated thoroughly in the literature, e.g. Donoho (1982), Donoho and Gasko (1992) (DG92), Chen (1995) (C95), Chen and Tyler (2000) (CT00), and Liu, *et al.* (2017) (LZW17).

In summary, the asymptotic breakdown point of the HM can be as high as $1/3$ under symmetry and other assumptions (see, C95, CY00 and DG92), also see LZW17 (Proposition 2.10) where only \mathbf{X}^n is assumed to be IGP. The exact expression of the FSBP of HM is

given in LZW17 under two assumptions (i) the \mathbf{X}^n is IGP and (ii) a special contaminating scheme: all contaminating points lie at the same site. It seems that the idea of the proof of Proposition 3.3 could be extended to establish the bounds of the FSBP for HM with a more regular and general contamination scheme.

The exact FSBP of the projection regression depth median, \mathbf{T}_{PRD}^* , a major competitor of the \mathbf{T}_{RD}^* , has been investigated and established in Zuo (2019). The asymptotic breakdown point of the \mathbf{T}_{PRD}^* reaches the highest possible value of 50%.

(V) Computation of regression median.

The computation of RD and \mathbf{T}_{RD}^* is challenging and has been discussed in RH99 briefly, in Rousseeuw and Struyf (1998), in Van Aelst, Rousseeuw, Hubert, and Struyf (2002), and in Liu and Zuo (2014). A R package “mrfDepth” has been developed by Segert, Hubert, Rousseeuw, Raymaekers, and Vakili (2020). Like most other high breakdown point methods, \mathbf{T}_{RD}^* has to be computed approximately, which might affect its actual finite sample breakdown value as pointed out in the literature.

Acknowledgment

The author thanks Hanshi Zuo, Hanwen Zuo and Dr. Wei Shao for their careful proofreading which has led to improvements in the manuscript.

References

- [1] Amenta, N, Bern, M, Eppstein, D and Teng, S.-H. (2000), “Regression depth and center points”, *Discrete Comput. Geom.* 23 305-323.
- [2] Chen, Z. (1995), “Robustness of the half-space median”, *J Statist Plann Infer*, 46(2): 175-184
- [3] Chen, Z. and Tyler, D. E. (2002), “The influence function and maximum bias of Tukeys median”, *Ann Statist*, 2002, 30: 1737-1759.
- [4] Davies, P. L. (1987), “Asymptotic behavior of S -estimates of multivariate location parameters and dispersion matrices”, *Ann. Statist.* **15**, 1269-1292.
- [5] Davies, P. L. (1990), “The asymptotics of S -estimators in the linear regression model”, *Ann. Statist.*, 18 1651-1675.
- [6] Davies, P. L. (1993), “Aspects of robust linear regression”, *Ann. Statist.*, 21 1843-1899.
- [7] Davies, P. L., and Gather, U. (2005), “Breakdown and groups”, *Ann. Statist.*, Vol. 33, No. 3, 977-988.
- [8] Donoho, D. L. (1982), “Breakdown properties of multivariate location estimators”. Ph.D. qualifying paper, Dept. Statistics, Harvard University.

- [9] Donoho, D. L., and Gasko, M. (1992), “Breakdown properties of multivariate location parameters and dispersion matrices”, *Ann. Statist.* **20**, 1803-1827.
- [10] Donoho, D. L., and Huber, P. J. (1983), “The notion of breakdown point”, in: P. J. Bickel, K. A. Doksum and J. L. Hodges, Jr., eds. *A Festschrift for Erich L. Lehmann* (Wadsworth, Belmont, CA) pp. 157-184.
- [11] Edelsbrunner, H. (1987), *Algorithms in Combinatorial Geometry*, Berlin: Springer-Verlag.
- [12] Ghosh, S. K., and Sengupta, D (1999), “On multivariate monotonic measures of location with high breakdown point”, *Sankhyā A* **61**, 362-380.
- [13] Hampel, F. R. (1968), “Contributions to the theory of robust estimation”, Ph.D. thesis, University of California, Berkeley.
- [14] Hampel, F. R. (1971), “A general qualitative definition of robustness”, *Ann. Math. Statist.* **42**, 1887–1896
- [15] Hampel, F. R., Ronchetti, E. M., Rousseeuw, P. J., and Stahel, W. A. (1986), *Robust Statistics. The Approach Based on Influence Functions* (John Wiley & Sons, New York).
- [16] Hodges, J. L. Jr. (1967), “Efficiency in normal samples and tolerance of extreme values for some estimates of location”, *Proceedings of the 5th Berkeley Symposium on Mathematical Statistics and Probability* Vol.1, 163-168.
- [17] Huber, P. J. (1981), *Robust Statistics*, Wiley, New York.
- [18] Liu, X. Zuo, Y., and Wang, Q. (2017), Finite sample breakdown point of Tukey’s half-space median, *Sci China Math*, 60: 861874.
- [19] Lopuhaä, H. P. (1992), “Highly efficient estimators of multivariate location with high breakdown point”, *Ann. Statist.* **20**, 398–413.
- [20] Lopuhaä, H. P. and Rousseeuw, J. (1991), “Breakdown points of affine equivariant estimators of multivariate location and covariance matrices”, *Ann. Statist.* **19**, 229-248.
- [21] Müller, C. H. (1995), “Breakdown points for designed experiments”, *J. Statist. Plann. Inference* **45**, 413-427.
- [22] Maronna, R. A. and Yohai, V. J. (1991), “The breakdown point of simultaneous general M estimates of regression and scale”, *J. Amer. Statist. Assoc.* **86**, 699-703.
- [23] Maronna, R. A., Martin, R. D., and Yohai, V. J. (2006), “Robust Statistics: Theory and Methods”, John Wiley & Sons
- [24] Mizera, I. (2002), “On depth and deep points: a calculus”, *Ann. Statist.*, 30(6), 1681–1736.
- [25] Rousseeuw, P. J. (1984), “Least median of squares regression”, *J. Amer. Statist. Assoc.* **79**, 871-880.

- [26] Rousseeuw, P. J. and Leroy, A. M. (1987), *Robust Regression and Outlier Detection* (Wiley, New York).
- [27] Rousseeuw, P. J., and Hubert, M. (1999), “Regression depth (with discussion)”, *J. Amer. Statist. Assoc.*, 94, 388–433.
- [28] Rousseeuw, P.J., and Leroy, A. *Robust regression and outlier detection*. Wiley New York. (1987).
- [29] Rousseeuw, P. J., and Struyf, A. Computing location depth and regression depth in higher dimensions. *Statistics and Computing* (1998), 8,193-203.
- [30] Rousseeuw, P. J., and Struyf, A. (2004), “Characterizing angular symmetry and regression symmetry”, *J. Statist. Plann. Inference*, 122, 161-173.
- [31] Stone, A. H. and Tukey, J. W. (1942), “Generalized ”sandwich” theorems”, *Duke Mathematical Journal*, 9 (2): 356-359,
- [32] Tyler, D. E. (1994), “Finite sample breakdown points of projection based multivariate location and scatter statistics”, *Ann. Statist.* **22**, 1024-1044.
- [33] Tukey, J. W. Mathematics and the picturing of data. In: *James, R.D. (ed.), Proceeding of the International Congress of Mathematicians*, Vancouver 1974 (Volume 2), Canadian Mathematical Congress, Montreal, 1975, 523-531.
- [34] Van Aelst, S., and Rousseeuw, P. J. (2000), “Robustness of Deepest Regression”, *J. Multivariate Anal.*, 73, 82–106.
- [35] Zuo, Y. (2001), “Some Quantitative Relationships Between Two Types of Finite Sample Breakdown Point”, *Statistics and Probability Letters*, 51 (4): 369-375.
- [36] Zuo, Y. (2018), “On general notions of depth in regression”, *Statistical Science* (in press), arXiv:1805.02046.
- [37] Zuo, Y. (2019), “Robustness of deepest projection regression depth functional”, *Statistical Papers*, <https://doi.org/10.1007/s00362-019-01129-4>, arXiv:1806.09611.
- [38] Zuo, Y. (2020), “Large sample properties of the for the regression depth induced median”, *Statistics and Probability Letters*, arXiv:1809.09896.