

RESA: Recurrent Feature-Shift Aggregator for Lane Detection

Tu Zheng^{*1}, Hao Fang^{*1}, Yi Zhang¹, Wenjian Tang², Zheng Yang², HaiFeng Liu¹, Deng Cai^{1,2}

¹State Key Lab of CAD&CG, College of Computer Science, Zhejiang University, China

²Fabu Inc., Hangzhou, China

Abstract

Lane detection is one of the most important tasks in self-driving. Due to various complex scenarios (*e.g.*, severe occlusion, ambiguous lanes, *etc.*) and the sparse supervisory signals inherent in lane annotations, lane detection task is still challenging. Thus, it is difficult for ordinary convolutional neural network (CNN) trained in general scenes to catch subtle lane feature from raw image. In this paper, we present a novel module named REcurrent Feature-Shift Aggregator (RESA) to enrich lane feature after preliminary feature extraction with an ordinary CNN. RESA takes advantage of strong shape priors of lanes and captures spatial relationships of pixels across rows and columns. It shifts sliced feature map recurrently in vertical and horizontal directions and enables each pixel to gather global information. With the help of slice-by-slice information propagation, RESA can conjecture lanes accurately in challenging scenarios with weak appearance clues. Moreover, we also propose a Bilateral Up-Sampling Decoder which combines coarse grained feature and fine detailed feature in up-sampling stage, and it can recover low-resolution feature map into pixel-wise prediction meticulously. Our method achieves state-of-the-art results on two popular lane detection benchmarks (CULane and Tusimple). The code will be released publicly available.

Introduction

Lane detection is an important task in computer vision community. It could serve as significant cues for autonomous driving and Advanced Driver Assistance System (ADAS) (bar hillel et al. 2014) to keep a car from staying beyond lane markings. Detecting lanes in-the-wild is challenging due to severe occlusion caused by other vehicles, bad weather conditions, ambiguous pavement, and the inherent long and thin property of lane itself.

Modern algorithms (Chen and Chen 2017), (Bergasa et al. 2018), (Chen, Liu, and Lian 2019) typically adopt a pixel-wise prediction formulation, *i.e.*, treat lane detection as a semantic segmentation problem, where each pixel in an image is assigned with a binary label to indicate whether it belongs to a lane. These works solve problem with an encoder-decoder framework. They first apply a CNN as the encoder to extract high semantic information into a feature map, then

* Equal Contribution

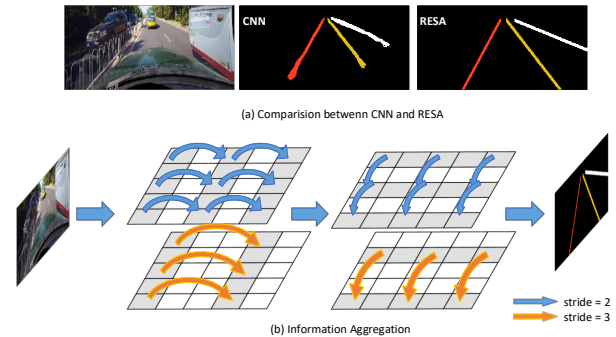


Figure 1: **Feature aggregation illustration.** (a) Comparison between CNN semantic segmentation and our method (RESA). Segmentation method with ordinary CNN suffers from bad performance due to severe occlusion. (b) Illustration of feature aggregation. Owing to horizontal and vertical feature aggregation in a layer, spatial lane feature can be enriched. Thus, RESA can infer lanes like humans even if they are occluded. We add different strides to gather features within different distances which helps avoid information loss during long-distance propagation.

use an up-sampling decoder to recover feature map to original size and finally perform a pixel-wise prediction. Due to the thin and long property of lanes, the number of annotated lane pixels is far fewer than background pixels. These methods often struggle to extract subtle lane feature and may ignore the strong shape prior or high relevance between lanes, yielding inferior detection performance. The more challenging case is that lanes are almost occluded completely by crowded cars and we can only conjecture the lane with common sense. Therefore, low-quality feature extracted by ordinary CNN tends to drop subtle lane features. Several methods try to pass spatial information within feature maps, *e.g.*, SCNN (Pan et al. 2018). SCNN typically proposes a spatial convolution to pass information between adjacent rows or columns. Nevertheless, the sequential information passing operation is time-consuming which leads to a slow inference speed. Meanwhile, passing information between adjacent rows or columns sequentially takes many iterations and

information may be lost during long-distance propagation.

In this paper, we develop a REcurrent Feature-Shift Aggregator (RESA) to gather information within feature maps and pass spatial information more directly and efficiently. As shown in Fig. 1, RESA can aggregate information in vertical and horizontal directions by shifting sliced feature map recurrently. RESA will first slice the feature map in vertical and horizontal directions, then make each sliced feature receive another sliced feature adjacent to a certain stride, each pixel is updated simultaneously in several steps and finally each location can gather information in whole space. In this way, information could be propagated between pixels in the feature map. RESA has three main advantages: 1) RESA passes information in a parallel way, thus can reduce time cost greatly. 2) Information will be passed with different strides in RESA, thus different sliced feature maps can be gathered without information loss during propagation 3) RESA is simple and flexible to be incorporated into other networks.

Then we propose a decoder with bilateral up-sampling method. It has two branches, one is to catch coarse grained feature and the other is to catch fine detailed feature. The coarse branch applies bilinear up-sample directly and produces a blurry image, while detailed branch implements up-sample with a transpose convolution and is followed by two non-bottleneck blocks (Romera et al. 2017) to fix fine detailed loss. Combined with two branches, our decoder can recover low-resolution feature map into pixel-wise prediction meticulously.

We evaluate our method on two popular lane detection benchmark datasets, *i.e.*, CULane and Tusimple. Qualitatively, RESA could well preserve the smoothness and continuity of lane detection as shown in Fig. 1. Furthermore, The experiment results show that RESA achieves state-of-the-art accuracy on two popular lane detection benchmark datasets (75.3 F_1 -measure on CULane and 96.8% accuracy on Tusimple).

The main contributions can be summarized as follow:

- We propose RESA to aggregate spatial information by shifting sliced feature map recurrently in vertical and horizontal directions. RESA can also be easily incorporated into other networks to get better performance.
- The Bilateral Up-Sampling Decoder is further proposed to recover low-resolution feature map meticulously.
- The method achieves state-of-the-art performance on CULane and Tusimple benchmark. It can serve as a strong baseline to facilitate future research on lane detection.

Related Work

Lane Detection

Lane detection methods can be classified into two classes: traditional methods and deep learning based methods. Traditional methods try to exploit hand-crafted low level feature or specialized feature. Sun, Tsai, and Chan (2006) tries to detect lanes in HSI color representation and Yu and Jain (1997) extracts lane boundaries via Hough Transform. These methods require complex feature selection process and have

the weakness of poor scalability due to road scene variations. Recently, deep learning method has show the superiority in lane detection with high capacity to learn lane features in end-to-end manner. Huval et al. (2015) are the first to apply deep learning method in lane detection with CNN. Neven et al. (2018) propose to cast the lane detection problem as an instance segmentation problem. Phillion (2019) integrates the lane decoding step into the network and draws lanes iteratively without recurrent neural network. Self-attention distillation (SAD) is proposed to allow a model to learn from itself and gains substantial improvement without any additional supervision or labels (Hou et al. 2019).

Spatial Information Utilization

There have been some other attempts to utilize spatial information in neural networks. ION (Bell et al. 2016) explores the use of spatial Recurrent Neural Networks (RNNs). These RNNs pass spatially varying contextual information both horizontally and vertically across an image. Liang et al. (2016) constructs Graph LSTM to provide information propagation route for semantic object parsing. SCNN (Pan et al. 2018) proposes to generalize traditional layer-by-layer convolutions to slice-by-slice convolutions within feature maps, thus enabling message passing between pixels across rows and columns in a same layer. SCNN propagates message as residual and make it easier to train than previous work, but still suffers from expensive computation and information loss during long-distance propagation. RESA is much more computational efficient than SCNN while gathering information from sliced features with different strides to avoid information loss.

Method

In this section, we will demonstrate the details of our designed model, including the overall network architecture, RESA, and Bilateral Up-Sampling Decoder.

To take advantage of strong shape priors of lanes and captures spatial relationships of pixels across rows and columns, we propose a novel RESA module to gather information and enrich the feature map. After inserting RESA into encoder-decoder framework, our model is constructed by three components: encoder, aggregator, and decoder. We select commonly used backbone like ResNet (He et al. 2016), VGG (Simonyan and Zisserman 2015), and *etc* as our encoder to extract preliminary feature from raw image. Then RESA module is applied to aggregate lane feature and get rich feature map. A novel Bilateral Up-Sampling Decoder with coarse grained branch and fine detailed branch is proposed to recover lanes smoothly and continuously.

Architecture design

The overall network architecture is shown in Fig. 2(a). The framework is composed of three components:

1. *Encoder*: A commonly used backbone network like VGG, ResNet, and *etc*, is applied as a feature extractor. The size of raw input image is reduced to 1/8 after passing encoder. Preliminary feature will be extracted in this stage.

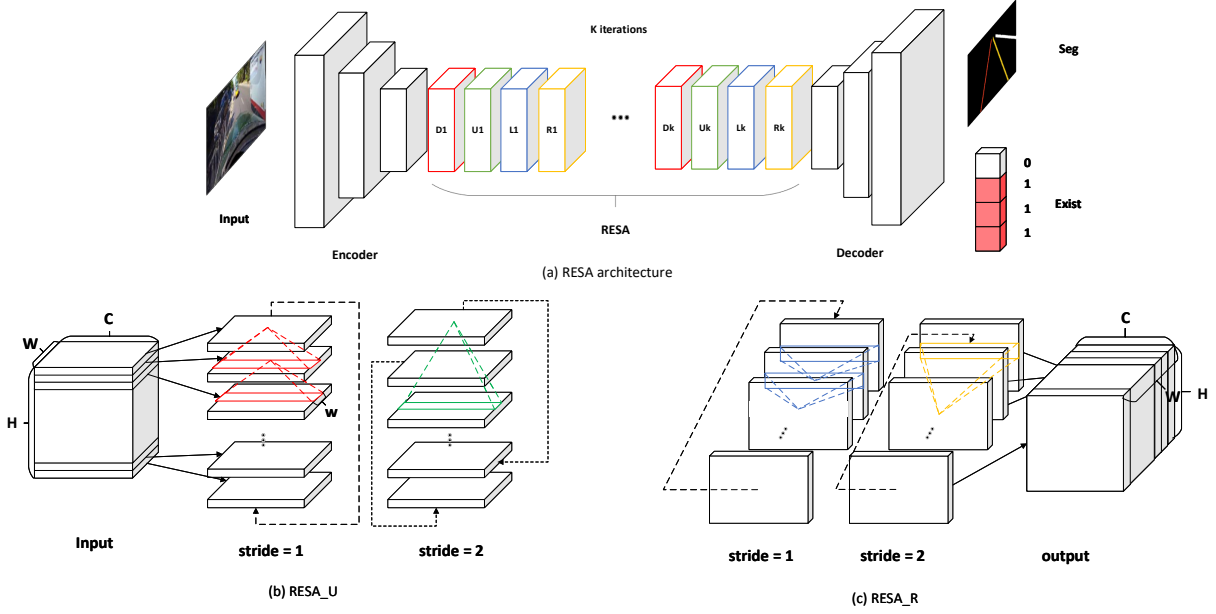


Figure 2: **Architecture Design.** (a) Overall architecture of our model, which is composed by encoder, RESA and decoder. ‘Dk’, ‘Uk’, ‘Lk’, ‘Rk’ denotes “up-to-down”, “down-to-up”, “left-to-right”, and “right-to-left” respectively at k-th iteration in RESA. (b) RESA_U module. In this module, information propagates “down-to-up” with different strides recurrently and simultaneously. (c) RESA_R module. In this module, information propagates “left-to-right” with different strides recurrently and simultaneously.

2. *RESA*: REcurrent Feature Shift Aggregator (RESA) is proposed for gathering spatial feature. In every iteration, sliced feature map will shift recurrently in 4 directions and pass information vertically and horizontally. At last RESA need K iterations in total to ensure that each location can receive information in the whole feature map.
3. *Decoder*: Decoder consists of bilateral up-sampling blocks. Each block up-samples 2 times and finally recover the $1/8$ feature map to original size. Bilateral Up-Sampling Decoder is composed of coarse grained branch and fine detailed branch.

After up-sampled by decoder, the output feature map is used to predict existence and probability distribution of each lane. For existence prediction, a fully-connected layer is followed and a 0-1 classification will be performed. For lanes probability distribution prediction, a pixel-wise prediction will be conducted, which is the same as semantic segmentation task.

RESA

We propose REcurrent Feature-Shift Aggregator (RESA) to gather spatial information by shifting sliced feature map horizontally and vertically. Specifically, assume we have a 3-D feature map tensor X of size $C \times H \times W$, where C , H and W denote the number of channels, rows, and columns respectively. $X_{c,i,j}^k$ means the value of feature map X at k -th iteration where c , i and j indicate indexes of channel, row and column respectively. Then the forward computation of

RESA is defined as follow:

$$Z_{c,i,j}^k = \sum_{m,n} F_{m,c,n} \cdot X_{m,(i+s_k) \bmod H, j+n-1}^k, \quad (1)$$

$$Z_{c,i,j}^k = \sum_{m,n} F_{m,c,n} \cdot X_{m, i+n-1, (j+s_k) \bmod W}^k, \quad (2)$$

$$X_{c,i,j}^{k'} = X_{c,i,j}^k + f(Z_{c,i,j}^k), \quad (3)$$

$$s_k = \frac{L}{2^{K-k}}, \quad k = 1, 2, 3, \dots, K, \quad (4)$$

where $K = \lfloor \log_2 L \rfloor$, k is the iteration number. L in Eq. (1) and Eq. (2) is W and H respectively. f is a nonlinear activation function as ReLU. The X with superscript l denotes the element that has been updated. s_k is the shift stride in k -th iteration. Eq. (1) and Eq. (2) show vertical and horizontal information passing formula respectively. F is a group of 1-d convolution kernel, which size is $N_{in} \times N_{out} \times w$, where N_{in} , N_{out} and w denote the number of input channels, the number of output channels and kernel width. Both N_{in} and N_{out} are equal to C . Z in Eq. (1) and Eq. (2) is intermediate results for information passing. Note that feature map X is split into H slices in horizontal direction and W slices in vertical direction as shown in Fig 2(b) and Fig. 2(c). We implement recurrently feature-shift information passing simply by index calculation with no other complicated operations. Shift stride s_k is controlled by iteration number k which determines the information passing distance dynamically.

Also note that the information passing has 4 directions, we use “down-to-up” (shown in Fig. 2(b) RESA_U), “up-to-down” as vertical information aggregator and “left-to-right”

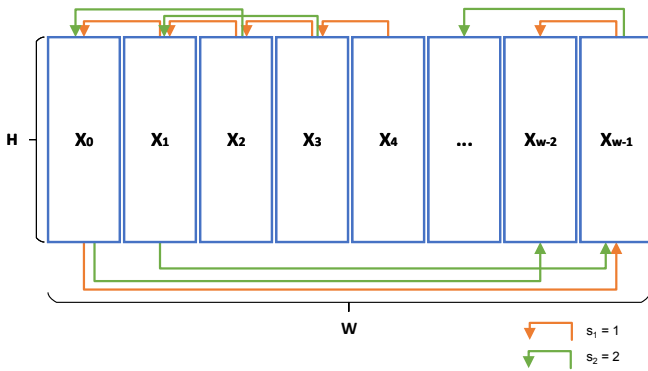


Figure 3: **Information passing in RESA** when $s_1 = 1$ and $s_2 = 2$. Information passing is recurrent and simultaneous. X_0 can receive information from X_0, X_1, X_2 and X_3 only in two iterations.

(Fig. 2(c) RESA_R), “right-to-left” as horizontal information aggregator. The weights of convolution layer with same shift stride are shared across all slices in the same direction.

Analysis. We take “right-to-left” information passing as a demonstration and the detail is shown in Fig. 3. At $k = 1$ iteration, $s_1 = 1$ and X_i in each column can receive X_{i+1} shifted feature. Because of recurrently shifting, columns at tail can also receive feature in the other side, *i.e.*, X_{w-1} can receive X_0 shifted feature. At $k = 2$ iteration, $s_2 = 2$ and X_i in each column can receive X_{i+2} shifted feature. take X_0 as example, X_0 receive X_2 information in the second iteration, considering X_0 has received information from X_1 while X_2 has receive information from X_3 in former iteration, now X_0 has received information from X_0, X_1, X_2 , and X_3 in total only in two iterations. In the same iteration, each column is updated simultaneously. As the iteration progresses, finally each X_i can aggregate information in the whole feature map when iteration $k = K$.

RESA applies feature-shift operation recurrently in 4 directions and enables every location to perceive and aggregate all spatial information in the same feature map. Lane detection is a task which highly relies on surrounding clues, for example, a lane is occluded by several cars, but we can still inference it from other lanes, car direction, road shape or other visual clues. RESA aggregates feature from other locations to enrich the feature map and helps model to conjecture lanes like humans. The novel and powerful RESA module mainly has three advantages which are concluded as follows:

1. *Computationally efficient.* Traditional information passing methods like Markov Random Field (MRF) (Krähenbühl and Koltun 2011) or Conditional Random Field (CRF), where each pixel receives all other pixel information in a fully connected way, always suffer from its intensive and redundant computation. Some methods like SCNN (Pan et al. 2018) implement a more effective information passing scheme, *i.e.*, slice-by-slice convolution. However, this RNN-like way still consumes much time as the complexity is increased linearly with the

spatial size grows, and the sequential propagation cannot fully utilize computation resources. RESA’s complexity is related with spatial size in a \log level, and all location are updated in a parallel way at every iteration. Each location can aggregate information from in the whole feature map in $\lfloor \log_2 L \rfloor$ iteration.

2. *Feature information gathered effectively.* The sliced feature information will not only be passed to adjacent slice but also be passed to sliced feature map with different strides, *i.e.*, $s_k = 1, 2, 4, 8, \dots$. Therefore, each pixel can gather information from sliced feature map without information loss during propagation. As shown in the Fig. 5, RESA can get better performance than SCNN since SCNN only passes feature information to adjacent and losses information during propagation.
3. *Easy to be plugged into other network.* Without bells and whistles, the structure is quite concise. Firstly, the implementation of RESA is simple which only needs index operation in feature map. Secondly, RESA doesn’t change the shape of input feature map which can be treated as a feature enhancement module. An ideal place is after a feature extraction CNN like VGG (Simonyan and Zisserman 2014), ResNet (He et al. 2016), MobileNet (Howard et al. 2017), and *etc.* Finally, the computational time of RESA can be almost ignored. To sum up, RESA can be plugged into other CNN networks flexibly. Since RESA is powerful in feature aggregation, scene understanding and object detection with distinct geometry prior are suitable application scenarios.

Bilateral Up-Sampling Decoder

The main task of decoder is up-sampling the feature map to the input resolution. Most of decoders utilize bilinear up-sampling procedure to recover the final pixel-wise prediction, which is easy to obtain coarse results but may loss details. Some methods (Romera et al. 2017) use stacking convolutional operations and deconvolutional operations to obtain refined upsampling results. For aforementioned motivation, we combine their advantages and propose Bilateral Up-Sampling Decoder. The decoder is composed of two branches, one is to recover coarse grained feature and the other is to fix fine detailed loss. The structure is illustrated in Fig. 4. Input will pass two branches and 2x up-sampled output with half channel will be produced. After passing these stacked decoder blocks, the 1/8 feature map produced by RESA will be recovered to the same size as input image.

Coarse grained branch. The coarse grained branch will output a rough up-sampled feature from last layer quickly which may ignore details. A simple and shallow path is designed. We first apply 1×1 convolution to reduce the half channel of input feature map, and a BN (Ioffe and Szegedy 2015) is followed, then a bilinear interpolation is applied directly to up-sample the input feature map. At last, the ReLU is performed.

Fine detailed branch. Fine detailed branch is used to fine-tune subtle information loss from coarse grained branch, and

Table 1: Datasets description

Dataset	#Frame	Train	Validation	Test	Resolution	Scenario Type	#Lane
CULane	6,408	3,236	358	2,782	1280 × 720	urban, rural and highway	≤ 4
Tusimple	133,235	88,880	9,675	34,680	1640 × 590	highway	≤ 5

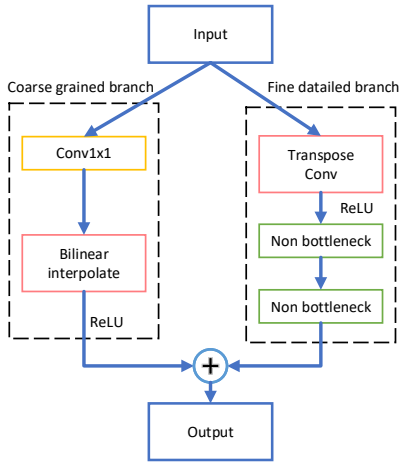


Figure 4: **Bilateral Up-Sampling Decoder.** Decoder up-samples feature map to 2x size. It is composed by coarse grained branch (left) and fine detailed branch (right). Coarse grained branch is used to get a rough up-sampled feature quickly and ignore much detail. Fine detailed branch is used to fine-tune subtle information loss.

the path is deeper than the other. We use transpose convolution with stride 2 to up-sample feature map and reduce half channel simultaneously. ReLU is followed the up-sampling as the similar design used in coarse grained branch. Non-bottleneck block (Romera et al. 2017) consists of four 3×1 and 1×3 convolutions with BN and ReLU, which can keep the shape of feature map and extract information efficiently in a factorized way. We stack two non-bottleneck after up-sampling operation.

Experiment

Dataset

We conduct experiments on two widely used lane detection benchmark datasets: CULane dataset (Pan et al. 2018) and Tusimple (TuSimple 2017) Lane detection benchmark. The CULane dataset consists of 55 hours of videos which comprises urban and highway scenarios. It consists of nine different scenarios, including normal, crowd, curve, dazzle night, night, no line, and arrow in the urban area. Tusimple dataset is collected with stable lighting conditions in highways. The details of datasets are showed in Table 1.

Evaluation metrics

CULane. Each lane is treated as a 30-pixel-width line. Intersection-over-union (IoU) is calculated between predictions and ground truth. Predicted lanes whose IoU are larger

than a threshold (0.5) are considered as true positives (TP). The F1-measure is taken as the evaluation metric, which is defined as: $F_1 = \frac{2 \times Precision \times Recall}{Precision + Recall}$. where $Precision = \frac{TP}{TP + FP}$ and $Recall = \frac{TP}{TP + FN}$. FP and FN is false positive and false negative respectively.

Tusimple. For Tusimple dataset, the evaluation metric is accuracy. It is defined as follow: $accuracy = \frac{\sum_{clip} C_{clip}}{\sum_{clip} S_{clip}}$. in which C_{clip} is the number of lane points predicted correctly (mismatch distance between prediction and ground truth is within a certain range) and S_{clip} is the total number of ground truth points in each clip. We also evaluate the rate of false positive (FP) and false negative (FN) on prediction results.

Implement Details

Following (Hou et al. 2019), we first resize the original images to 288×800 for CULane and 368×640 for Tusimple respectively. To explore the capability of model itself, we do not introduce any data augmentation. We use SGD (Bottou 2010) with momentum 0.9 and weight decay $1e-4$ as the optimizer to train our model and the learning rate is set $1.6e-2$ for CULane and $2.5e-2$ for Tusimple respectively. We use warm-up (Doll, Girshick, and Noordhuis 2017) strategy in first 500 batches and then apply polynomial learning rate decay policy (Mishra and Sarawadekar 2019) with power set to 0.9.

The loss function is the same as SCNN (Pan et al. 2018), which consists of segmentation BCE loss and existence classification CE loss. Considering the imbalanced label between background and lane markings, the segmentation loss of background is multiplied by 0.4. The batch size is set 8 for CULane and 16 for Tusimple respectively. The total number of training epoch is set 50 for TuSimple dataset and 12 for CULane dataset. All models are trained with 4 Nvidia 1080ti GPUs. All experiments are implemented with Pytorch.

In our experiments, we use ResNet (He et al. 2016) and VGG (Simonyan and Zisserman 2014) as backbone. In ResNet, we add extra 1×1 convolution to reduce the output channel to 128. The modification of VGG is same as SCNN (Pan et al. 2018).

Main Results

We show results of our method on two lane detection benchmark datasets and compare it with other popular lane detection methods. For CULane dataset, several popular lane detection methods, including ResNet50 (Chen et al. 2017), ResNet101, SCNN, Res34-SAD (Hou et al. 2019), Res34-Ultra (Qin, Wang, and Li 2020) are used for comparison. Our RESA adopts ResNet-50 as backbone, which is marked as RESA-50. The result is shown in Table 2. Through the

Table 2: Comparison with state-of-the-art results on CULane dataset with IoU threshold = 0.5. For crossroad, on FP are shown. ResNet-50/101 indicates deeplab (Chen et al. 2017) using resnet50 and resnet101 as backbone.

Category	ResNet50	ResNet101	SCNN	ResNet101-SAD	Res34-Ulrta	RESA-34 (ours)	RESA-50 (ours)
Normal	87.4	90.2	90.6	90.7	90.7	91.9	92.1
Crowded	64.1	68.2	69.7	70.0	70.2	72.4	73.1
Night	60.6	65.9	66.1	66.3	66.7	69.8	69.9
No line	38.1	41.7	43.4	43.5	44.4	46.3	47.7
Shadow	60.7	64.6	66.9	67.0	69.3	72.0	72.8
Arrow	79.0	84.0	84.1	84.4	85.7	88.1	88.3
Dazzle light	54.1	59.8	58.5	59.9	59.5	66.5	69.2
Curve	59.8	65.5	64.4	65.7	69.5	68.6	70.3
Crossroad	2505	2183	1990	2052	2037	1896	1503
Total	66.7	70.8	71.6	71.8	72.3	74.5	75.3

overall design, RESA outperforms all baselines in CULane dataset and achieves the state-of-the-art result. Moreover, it is observed that our method obtains superior performance in all scenarios, which strongly suggests the effectiveness and the generality of RESA.

For Tusimple lane detection benchmark, six methods are used for comparison, including ResNet18, ResNet34, ENet (Paszke et al. 2016), LaneNet (Wang, Ren, and Qiu 2018), ENet-SAD, and SCNN. We use ResNet-18/34 as the backbone, and they are marked as RESA-18/34. The result is shown in Table 3. RESA-34 achieves 96.82% accuracy, which also outperforms the state-of-the-art. We also analyze FP and FN for each method. It is noteworthy that the FP of RESA is far below than other algorithms, which means that RESA gains higher precision on lane detection task and it contributes to achieve higher accuracy.

To further explain the effectiveness of our method, we show qualitative results of our algorithm and others in CULane dataset. As Fig. 5 shows, segmentation methods cannot preserve the smoothness and continuity of lane markings due to severe occlusion. In contrast, SCNN could partially address the problem by passing spatial information and improve the performance, but the result is still unsatisfying. It can be observed that the predictions of SCNN become imprecise at the bottom of image, where can only be inferred by surrounding feature. It indicates that information may be lost in SCNN during long-distance propagation. Among these methods, RESA could capture spatial relationship of pixel across rows and columns and aggregate information from sliced feature map with different strides. Therefore, the results of RESA are more compact and contain less noise. This demonstrates RESA owns much stronger capability to capture structural prior of objects than traditional segmentation modules and SCNN.

Ablation Study

In the *Method* section, we discuss Recurrent Feature-Shift Aggregator (RESA) and Bilateral Up-Sampling Decoder and analyze the advantages of each module respectively. To verify the importance of each proposed component, we make detailed ablation studies in this section.

Table 3: Comparison with state-of-the-art results on Tusimple dataset. ResNet-18/34 indicates deeplab (Chen et al. 2017) using resnet18 and resnet34 as backbone.

Network	Accuracy	FP	FN
ResNet-18	92.69%	0.0948	0.0822
ResNet-34	92.84%	0.0918	0.0796
ENet	93.02%	0.0886	0.0734
LaneNet	93.38%	0.0780	0.0224
ENet-SAD	96.64%	0.0602	0.0205
SCNN	96.53%	0.0617	0.0180
RESA-18 (ours)	96.70%	0.0395	0.0283
RESA-34 (ours)	96.82%	0.0363	0.0248




Figure 5: Examples results from CULane dataset with segmentation method, SCNN, and RESA.

Effect of each component. We first investigated the effectiveness of Bilateral Up-Sampling Decoder module and RESA module. For baseline, we select ResNet-50 as backbone. After being extracted from backbone, the feature map is up-sampled 8x directly using bilinear interpolation as SCNN does. The output is used as regression and finally get probability distribution of each lane.

To make comparison, we replace bilinear interpolation with Bilateral Up-Sampling Decoder and then insert RESA between backbone and decoder step by step. We summarize the performance of each module in Table 4. As we can see, both of modules can strongly improve the performance of lane detection, which proves the capabilities of proposed modules.

Table 4: Experiments of the proposed modules on CULane dataset with ResNet-50 backbone. Baseline stands for 8x up-sampling directly after backbone.

Baseline	Decoder	RESA	F1
✓			65.5
	✓		68.9 (+3.4)
	✓	✓	74.9 (+9.4)
	✓	✓	75.3 (+9.8)

Iteration In RESA. In this section, we explore the effect of different iterations in RESA. Theoretically, as iteration increases, each slice of feature map can aggregate more information, which contributes to obtain better performance. To illustrate more iterations can bring up better performance, we make comparison between different iterations, *i.e.*, $iteration = 1, \dots, 5$. As shown in Table 5, the performance will be better as the iteration increases. However, more iterations lead to more computational time cost. It is a trade-off between performance and computational resources. To strike a balance between them, we select $iteration = 4$ as our final choice.

Table 5: The performance of the model by using different iterations on CULane dataset with ResNet-34 backbone.

Iter	Precision	Recall	F1-measure
1	74.7	71.7	73.2
2	74.4	72.4	73.4
3	74.8	72.5	73.6
4	76.1	72.9	74.5
5	76.9	72.1	74.5

Compare RESA with SCNN. SCNN (Pan et al. 2018) has shown message passing scheme could improve the lane detection performance but extra more parameters could merely bring about little improvement. Thus, we compare the RESA with SCNN to verify the effectiveness of our method. We try to add RESA and SCNN with different backbones (*e.g.* ResNet, VGG). We conduct experiment to compare the performance with SCNN. The experiment results are shown in Table 6. The result shows that RESA outperforms SCNN and brings significant improvement.

Table 6: The comparison between SCNN and RESA trained using VGG16 and ResNet34 as backbone.

Method	Precision	Recall	F1-measure
VGG16	62.2	60.3	61.2
VGG16 + SCNN	72.4	72.1	72.3
VGG16 + RESA	74.1	72.5	73.3
ResNet34	63.2	61.2	61.3
ResNet34 + SCNN	73.9	71.5	72.7
ResNet34 + RESA	76.1	72.9	74.5

Computational efficiency over SCNN. We also conduct experiment to compare the running time of our method with SCNN. The running time of these methods are recorded with the average time for 1000 runs. We use different convolution kernel widths (7, 9, 11) to compare the efficiency. SCNN propagates information in a sequential way, *i.e.*, a slice does not pass information to the next slice until it has received information from former slice. Thus, this kind of message passing requires much computational cost due to sequential computing. In contrast, our RESA passes information in a parallel way. As shown in Tabel 7, RESA is around 6 times faster than SCNN with the same kernel width, which makes it promising to apply our method to some real-time applications.

Table 7: Runtime of SCNN, and RESA. The iteration in RESA is 4.

Method	SCNN			RESA		
Kernel width	7	9	11	7	9	11
Runtime (ms)	23.6	29.0	33.2	4.2	4.9	5.6

Effects of kernel width. We further study RESA with different kernel widths, the result is shown in Table 8. Here, the kernel width denotes the size of 1-D convolution, which also indicates the number of pixels that a pixel could receive information from others. We show the performance and runtime of different kernel widths. The results show that larger kernel width is beneficial and $\omega = 9$ gives a satisfying result which balances the accuracy and time cost. The runtime of these methods are recorded with average time for 1000 runs and input size is $128 \times 36 \times 100$.

Table 8: Experimental results on RESA with different kernel widths. The F1-measurement is reported on CULane dataset trained with RESA-34.

Kernel width	1	3	5	7	9	11
F1	73.2	73.3	73.9	74	74.5	74.5
Runtime (ms)	1.9	2.4	3.1	4.3	4.9	5.6

Conclusion

In this paper, we propose two components tailored for lane detection: Recurrent Feature-Shift Aggregator (RESA) and Bilateral Up-Sampling Decoder. RESA takes the advantage of strong shape priors of lanes and captures spatial relationships of pixels across rows and columns. It shifts sliced feature map recurrently in vertical and horizontal directions and enables each pixel to gather global information. Besides, it can be plugged into other networks easily. The Bilateral Up-Sampling Decoder is proposed to combine coarse grained feature and fine detailed feature in up-sampling stage. Decoder is significant to recover lane’s subtle edge feature. Our method is evaluated on two popular lane detection benchmark datasets, *i.e.*, Tusimple and CULane and achieves the state-of-the-art performance. It can serve as a strong baseline to facilitate future research on lane detection.

References

- bar hillel, A.; Lerner, R.; Levi, D.; and Raz, G. 2014. Recent progress in road and lane detection: A survey. *Machine Vision and Applications* 25. doi:10.1007/s00138-011-0404-2.
- Bell, S.; Lawrence Zitnick, C.; Bala, K.; and Girshick, R. 2016. Inside-outside net: Detecting objects in context with skip pooling and recurrent neural networks. In *Proceedings of the IEEE conference on computer vision and pattern recognition*, 2874–2883.
- Bergasa, L. M.; Arroyo, R.; Romera, E.; and Alvarez, M. 2018. ERFNet: Efficient Residual Factorized ConvNet for Real-Time Semantic Segmentation. *IEEE Transactions on Intelligent Transportation Systems* 1–10. URL <https://github.com/Eromera/erfnet>.
- Bottou, L. 2010. Large-Scale Machine Learning with Stochastic Gradient Descent. *Proceedings of COMPSTAT'2010* 177–186. doi:10.1007/978-3-7908-2604-3_16.
- Chen, L.-C.; Papandreou, G.; Kokkinos, I.; Murphy, K.; and Yuille, A. L. 2017. Deeplab: Semantic image segmentation with deep convolutional nets, atrous convolution, and fully connected crfs. *IEEE transactions on pattern analysis and machine intelligence* 40(4): 834–848.
- Chen, Z.; and Chen, Z. 2017. RBNet: A Deep Neural Network for Unified Road and Road Boundary Detection. 677–687. ISBN 978-3-319-70086-1. doi:10.1007/978-3-319-70087-8_70.
- Chen, Z.; Liu, Q.; and Lian, C. 2019. PointLaneNet: Efficient end-to-end CNNs for accurate real-time lane detection. *IEEE Intelligent Vehicles Symposium, Proceedings 2019-June(Iv)*: 2563–2568. doi:10.1109/IVS.2019.8813778.
- Doll, P.; Girshick, R.; and Noordhuis, P. 2017. Accurate, large minibatch SGD. *Arxiv* ISSN 10495258. doi:10.1124/dmd.107.016501.CYP3A4-Mediated.
- He, K.; Zhang, X.; Ren, S.; and Sun, J. 2016. Deep residual learning for image recognition. In *Proceedings of the IEEE conference on computer vision and pattern recognition*, 770–778.
- Hou, Y.; Ma, Z.; Liu, C.; and Loy, C. C. 2019. Learning lightweight lane detection cnns by self attention distillation. In *Proceedings of the IEEE International Conference on Computer Vision*, 1013–1021.
- Howard, A. G.; Zhu, M.; Chen, B.; Kalenichenko, D.; Wang, W.; Weyand, T.; Andreetto, M.; and Adam, H. 2017. MobileNets: Efficient Convolutional Neural Networks for Mobile Vision Applications. *ArXiv* abs/1704.04861.
- Huval, B.; Wang, T.; Tandon, S.; Kiske, J.; Song, W.; Pazhayampallil, J.; Andriluka, M.; Rajpurkar, P.; Migimatsu, T.; Cheng-Yue, R.; et al. 2015. An empirical evaluation of deep learning on highway driving. *arXiv preprint arXiv:1504.01716* .
- Ioffe, S.; and Szegedy, C. 2015. Batch normalization: Accelerating deep network training by reducing internal covariate shift. *arXiv preprint arXiv:1502.03167* .
- Krähenbühl, P.; and Koltun, V. 2011. Efficient Inference in Fully Connected CRFs with Gaussian Edge Potentials. In Shawe-Taylor, J.; Zemel, R. S.; Bartlett, P. L.; Pereira, F.; and Weinberger, K. Q., eds., *Advances in Neural Information Processing Systems 24*, 109–117. Curran Associates, Inc. URL <http://papers.nips.cc/paper/4296-efficient-inference-in-fully-connected-crf-with-gaussian-edge-potentials.pdf>.
- Liang, X.; Shen, X.; Feng, J.; Lin, L.; and Yan, S. 2016. Semantic object parsing with graph lstm. In *European Conference on Computer Vision*, 125–143. Springer.
- Mishra, P.; and Sarawadekar, K. 2019. Polynomial Learning Rate Policy with Warm Restart for Deep Neural Network. In *TENCON 2019 - 2019 IEEE Region 10 Conference (TENCON)*, 2087–2092.
- Neven, D.; De Brabandere, B.; Georgoulis, S.; Proesmans, M.; and Van Gool, L. 2018. Towards end-to-end lane detection: an instance segmentation approach. In *2018 IEEE intelligent vehicles symposium (IV)*, 286–291. IEEE.
- Pan, X.; Shi, J.; Luo, P.; Wang, X.; and Tang, X. 2018. Spatial as deep: Spatial cnn for traffic scene understanding. In *Thirty-Second AAAI Conference on Artificial Intelligence*.
- Paszke, A.; Chaurasia, A.; Kim, S.; and Culurciello, E. 2016. Enet: A deep neural network architecture for real-time semantic segmentation. *arXiv preprint arXiv:1606.02147* .
- Phillion, J. 2019. FastDraw: Addressing the long tail of lane detection by adapting a sequential prediction network. In *Proceedings of the IEEE Conference on Computer Vision and Pattern Recognition*, 11582–11591.
- Qin, Z.; Wang, H.; and Li, X. 2020. Ultra Fast Structure-aware Deep Lane Detection. *arXiv preprint arXiv:2004.11757* .
- Romera, E.; Alvarez, J. M.; Bergasa, L. M.; and Arroyo, R. 2017. Erfnet: Efficient residual factorized convnet for real-time semantic segmentation. *IEEE Transactions on Intelligent Transportation Systems* 19(1): 263–272.
- Simonyan, K.; and Zisserman, A. 2014. Very deep convolutional networks for large-scale image recognition. *arXiv preprint arXiv:1409.1556* .
- Simonyan, K.; and Zisserman, A. 2015. Very Deep Convolutional Networks for Large-Scale Image Recognition. *CoRR* abs/1409.1556.
- Sun, T.-Y.; Tsai, S.-J.; and Chan, V. 2006. HSI color model based lane-marking detection. In *2006 IEEE Intelligent Transportation Systems Conference*, 1168–1172. IEEE.
- TuSimple. 2017. TuSimple Lane Detection. <https://github.com/TuSimple/tusimple-benchmark/>.
- Wang, Z.; Ren, W.; and Qiu, Q. 2018. Lanenet: Real-time lane detection networks for autonomous driving. *arXiv preprint arXiv:1807.01726* .
- Yu, B.; and Jain, A. K. 1997. Lane boundary detection using a multiresolution hough transform. In *Proceedings of International Conference on Image Processing*, volume 2, 748–751. IEEE.