

Tunable Chiral Bound States with Giant Atoms

Xin Wang,^{1,2} Tao Liu,¹ Anton Frisk Kockum,³ Hong-Rong Li,² and Franco Nori^{1,4}

¹Theoretical Quantum Physics Laboratory, RIKEN Cluster for Pioneering Research, Wako-shi, Saitama 351-0198, Japan

²MOE Key Laboratory for Nonequilibrium Synthesis and Modulation of Condensed Matter, School of Physics, Xi'an Jiaotong University, 710049, P.R.China

³Department of Microtechnology and Nanoscience,

Chalmers University of Technology, 41296 Gothenburg, Sweden

⁴Physics Department, The University of Michigan, Ann Arbor, Michigan 48109-1040, USA

(Dated: November 8, 2021)

We propose tunable chiral bound states in a system composed of superconducting giant atoms and a Josephson photonic-crystal waveguide (PCW), with no analog in other quantum setups. The chiral bound states arise due to interference in the nonlocal coupling of a giant atom to multiple points of the waveguide. The chirality can be tuned by changing either the atom-waveguide coupling or the external bias of the PCW. Furthermore, the chiral bound states can induce directional dipole-dipole interactions between multiple giant atoms coupling to the same waveguide. Our proposal is ready to be implemented in experiments with superconducting circuits, where it can be used as a tunable toolbox to realize topological phase transitions and quantum simulations.

Introduction.— Over the past decades, superconducting quantum circuits (SQC) have emerged as a powerful platform for quantum information processing [1–9]. For this development, the strong coupling that can be achieved between superconducting qubits (artificial atoms) and microwave photons has played an important role [10–12]. Unlike conventional atom-light interaction, the atomic size in an SQC platform can be comparable to the wavelength of light, indicating that the dipole approximation is no longer valid [13–21]. Such atoms are called superconducting giant atoms. They are nonlocally coupled to multiple points of a waveguide [14, 21–27]. Interference effects between these points significantly modify the atom-matter interaction, and, therefore, change the collective behavior of the atoms [14, 17, 19]. Furthermore, non-Markovian effects, due to time delay of waves propagating between distant coupling points, can play an important role in giant-atom dynamics [16, 18, 20]. All these exotic phenomena have no counterpart in conventional atom-light systems.

Recently, a number of studies have explored chiral quantum phenomena in waveguide quantum electrodynamics, which enables cascaded quantum circuits, directional qubit interactions, and simulations of many-body physics [28–39]. To achieve these chiral features, many approaches have been proposed for designing unidirectional waveguides, including subwavelength confinement in nanophotonic systems [40–45], spatiotemporal modulation [37], topological engineering [36, 46], and structures integrated with synthetic gauge fields [31, 47]. The corresponding chiral quantum behavior can emerge via either real propagating photons or virtual nonradiative photons [30–32, 36]. In particular, chiral quantum systems based on virtual photons can induce directional dipole-dipole interactions between qubits [36], as demonstrated recently in an SQC experiment using a topological waveguide [46]. Experimental realizations

of most previous proposals remain elusive in SQCs, so the study of chiral quantum phenomena in SQCs is still in its infancy [39]. Furthermore, the chiral interactions in previous proposals cannot be tuned well, which limits their applications in quantum information processing [48–51].

In this work, we present an alternative tunable chiral quantum system in SQCs. Its directional nature stems from interference effects due to nonlocal coupling of superconducting giant atoms to a Josephson photonic crystal waveguide (PCW). The PCW is constructed by a Josephson-chain metamaterial [52–63], which can be tuned via an external flux bias. The nonlocal coupling of a giant atom to two points of the PCW results in the appearance of chiral bound states, whose *chirality can be freely tuned*. Tunable chiral many-body interactions of multiple giant atoms is realized through exchange of virtual photons between overlapping such bound states.

Giant-atom-induced tunable chiral bound states.— As shown in Fig. 1, we consider a giant superconducting atom coupled to two points x_{\pm} of a Josephson-chain PCW via capacitances C_j^{\pm} . In contrast to conventional nanophotonic waveguides [64–74], this microwave PCW has a wide range of tunable parameters, including the unit cell length and impedance controlled by the external flux [75–78]. The detailed construction and spectrum of a Josephson PCW can be found in Secs. I and II in the Supplementary Material [79].

When the atomic transition frequency ω_q is in the PCW bandgap, and close to the top of the lowest energy band ω_k in the first Brillouin zone (BZ), the interaction Hamiltonian is

$$H_{\text{int}} = \sum_{k \in \text{BZ}} \hbar \Delta_k a_k^{\dagger} a_k + \sum_{k \in \text{BZ}} \hbar (g_k a_k^{\dagger} \sigma_- + g_k^* a_k \sigma_+), \quad (1)$$

where $\Delta_k = \omega_k - \omega_q$ is the frequency detuning, σ_{\pm} are the atom raising and lowering operators, a_k (a_k^{\dagger}) is the

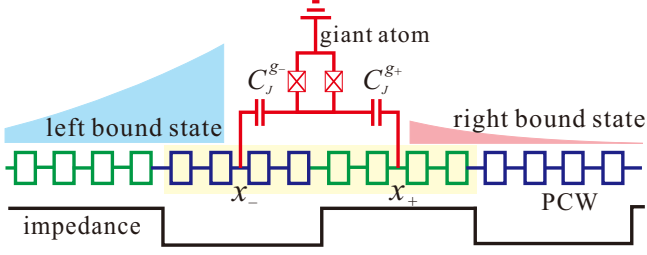


FIG. 1. Sketch of the system. A superconducting giant atom (red) couples via capacitances $C_J^{g\pm}$ to two points x_{\pm} of a PCW (squares, superconducting quantum interference devices [SQUIDs]). A periodic impedance modulation with square waves is applied to the PCW. The green (blue) SQUIDs denote high (low) impedance. The points x_+ and x_- are assumed to be within one period of the modulation (yellow area). The left (right) photonic component of a bound state is shown in blue (orange).

annihilation (creation) operator of the photonic mode with wavevector k in the lowest energy band, and the nonlocal atom-waveguide coupling strength is given by (see Sec. III in Ref. [79])

$$g_k = \sum_{i=\pm} g_k^i e^{ikx_i} u_k(x_i), \quad \text{with } g_k^{\pm} \simeq \frac{e}{\hbar} \frac{C_J^{g\pm}}{C_{\Sigma}} \sqrt{\frac{\hbar\omega_q}{C_t}}. \quad (2)$$

Here C_{Σ} (C_t) is the total capacitance of the atom (PCW), and $u_k(x) = u_k(x + \lambda_m)$ is the Bloch wavefunction with a tunable modulating wavelength λ_m of the PCW. We compute $u_k(x)$ and g_k numerically based on experimental values of the SQUID-chain PCWs in Refs. [58, 60, 62].

We find the bound state of the system by solving $H_{\text{int}}|\psi_b\rangle = \hbar\epsilon_b|\psi_b\rangle$, with eigenenergy ϵ_b and eigenstate $|\psi_b\rangle = \cos(\alpha)|e, 0\rangle + \sin(\alpha)\sum_k c_k a_k^{\dagger}|g, 1_k\rangle$, in the single-excitation subspace. Previous studies of small atoms in waveguides [67–73], and one on giant atoms in an coupled-resonator waveguide [80], have shown that the bound state decays exponentially and symmetrically in both directions.

For the case of a giant atom, the real-space wavefunction of the photonic component of the bound state is approximated by (see Sec. IV in [79])

$$\phi_b(x) = \sin(\alpha)\langle x | \sum_k c_k a_k^{\dagger} | 0_k \rangle = \sum_{i=\pm} \phi_b^i(x), \quad (3)$$

with

$$\phi_b^i(x) \propto \int \frac{g_k^i u_k(x_i) u_k^*(x) e^{-ik(x-x_i)}}{\epsilon_b - \Delta_k} dk = A^i(x) e^{i\theta_i(x)}, \quad (4)$$

where $\phi_b^{\pm}(x)$ represent the photonic wavefunction components of the bound state for a small atom coupling at positions x_{\pm} ; A^{\pm} and θ_{\pm} denote their corresponding amplitudes and phases, respectively. The phases of atom-waveguide coupling amplitudes [see Eq. (S39)] at

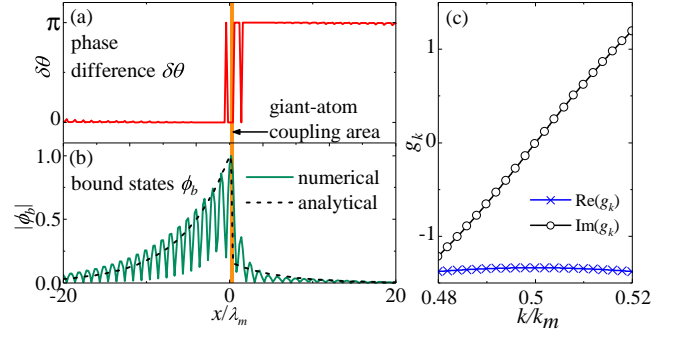


FIG. 2. Properties of a chiral bound state. (a) Phase differences between $\phi_b^+(x)$ and $\phi_b^-(x)$ versus of x for $\{x_-, x_+\} = \{0, 0.5\lambda_m\}$. (b) The bound state amplitude $|\phi_b(x)|$ for the same setup. The solid (dashed) curve is the numerical (analytical) result described by Eq. (S48) [Eq. (S53)]. (c) The imaginary and real part of g_k versus k for the same setup.

positions x_+ and x_- cannot be simultaneously gauged out due to the nonlocal coupling. This results in interference between $\phi_b^+(x)$ and $\phi_b^-(x)$ [see Eqs. (3), (S48)], leading to the formation of a chiral bound state.

As depicted in Fig. 1, we assume the PCW to be infinitely long in both directions, and the original point $x = 0$ at the middle of the low-impedance part in one cell. The giant-atom coupling points x_- and x_+ are located at $\{x_-, x_+\} = \{0, 0.5\lambda_m\}$. We find that the bound-state components $\phi_b^{\pm}(x)$ distribute symmetrically around the coupling points [79]. However, as depicted in Fig. 2(a), their phase difference is $\delta\theta = \theta_+ - \theta_- \simeq 0$ for $x \ll x_-$, while it is $\delta\theta \simeq \pi$ for $x \gg x_+$. Numerical results indicate that, maximum interference is achieved when $g_k^+ \simeq 3.4g_k^-$, giving $A^+(x) \simeq A^-(x)$. Consequently, the right (left) bound state vanishes (is maximally enhanced) due to destructive (constructive) interference. Figure 2(b) shows the real-space distribution of $\phi_b(x)$, which is strongly localized to the left of the giant atom. Note that, for other positions of the coupling points, there exist different interference patterns between $\phi_b^{\pm}(x)$, which lead to different chirality. Detailed discussions can be found in Sec. IV in Ref. [79].

The chiral bound state can be phenomenologically interpreted as a result of interference, as explained above. We now make a quantitative analysis. When a small atom is coupled to a PCW, as studied in Refs. [70–74], the atom-waveguide coupling amplitude g_k is a constant independent of the wavevector k , i.e., $g_k \simeq g_{k_0}$, with $k_0 = k_m/2$, and $k_m = 2\pi/\lambda_m$. The giant-atom case is different, as shown in Fig. 2(c), where we plot the real and imaginary parts of g_k versus k . Note that, around k_0 , the real part of g_k is approximately constant, but the imaginary part changes linearly with k . We therefore rewrite g_k as

$$g_k \simeq (A + iB\delta k), \quad (5)$$

where $\delta k = k - k_0$, A represents the average real part of g_k around k_0 , and B is the slope of the imaginary part of g_k . Due to the *nonlocal coupling* of the giant atom to the PCW, B has a non-zero value, and cannot be gauged out. In addition, by considering the effective-mass approximation [69, 70], the dispersion relation of the lowest energy band of the PCW around the band edge can be expressed as $\Delta_k = -\delta_0 - \alpha_m(k - k_0)^2$ (see Sec. III in Ref. [79]), and $\phi_b(x)$ in Eq. (3) becomes

$$\phi_b(x) \propto [C_- \Theta(-x) + C_+ \Theta(x)] \exp\left(-\frac{|x|}{L_{\text{eff}}}\right), \quad (6)$$

where $L_{\text{eff}} = \sqrt{\alpha_m/\delta_0}$ is the decay length, $\Theta(x)$ is the Heaviside step function, and C_{\pm} are determined by the imaginary and real parts of g_k as

$$C_{\pm} = A \pm B \sqrt{\frac{\delta_0}{\alpha_m}}. \quad (7)$$

In Eq. (S53), we have assumed $|x_+ - x_-| < \lambda_m \ll L_{\text{eff}}$. This approximation holds in Fig. 2(b), where the photonic component between the two coupling points (brown area) is much smaller than the left and right parts, and can be neglected. Therefore, when considering the bound-state distribution, we view x_{\pm} as both approximately being at $x = 0$. For the parameters used in Fig. 2, we have $|C_-| \gg |C_+|$. Consequently, the photonic component of the bound state mostly distributes to the left of the giant atom. Note that the above analytical results fit well with the numerical ones, as shown in Fig. 2(b).

We now define the chirality of the bound state as

$$C_b = \frac{\Phi_L - \Phi_R}{\Phi_L + \Phi_R}, \quad \Phi_{R/L} = \left| \int_{\pm\infty}^{x_{\pm}} |\phi_b(x')|^2 dx' \right|, \quad (8)$$

where $C_b \rightarrow 1$ ($C_b \rightarrow -1$) indicates perfect left (right) chirality. Using Eq. (S53), the analytical form of the chirality becomes

$$C_b = \frac{C_-^2 - C_+^2}{C_-^2 + C_+^2}. \quad (9)$$

In Fig. 3(a), we plot both the numerical and analytical C_b versus x_+ by fixing $x_- = 0$ and $g_k^+ = g_k^-$. The sign of the chirality C_b changes when the second coupling point x_+ is moved from the left side of x_- to the right side. For $x_+/\lambda_m \simeq \pm 0.7$ [dashed lines in Fig. 3(a)], the chirality reaches its maximum value with $|C_b| \simeq 1$. In Fig. 3(b), we fix $\{x_-, x_+\} = \{0, 0.75\lambda_m\}$ and plot the chirality versus the coupling strength g_k^+ . The results in Fig. 3 show that the chirality can be continuously tuned over the whole range $C_b \in (-1, 1)$ by changing either x_+ or g_k^+ .

Unlike the case of nanophotonic waveguide quantum electrodynamics [67, 74], an atom placed in the PCW can see different semi-infinite waveguide structures to

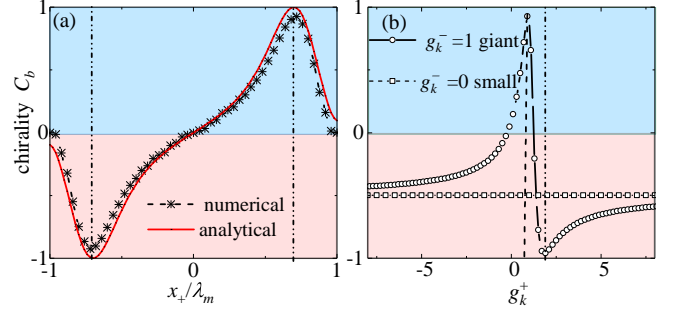


FIG. 3. Tuning the chirality of the bound state. (a) Chirality C_b versus x_+ for fixed $x_- = 0$ and $g_k^+ = g_k^-$. The dashed lines indicate the maximum chirality $|C_b| \simeq 1$. (b) Chirality versus g_k^+ for fixed $\{x_-, x_+\} = \{0, 0.75\lambda_m\}$ and $g_k^- = 1$ (giant-atom case) or $g_k^- = 0$ (small-atom case).

the right and left of a coupling point. This symmetry-breaking is what enables chirality. As shown in Fig. 3(b), the symmetry-breaking enables the formation of a chiral bound state not only with a giant atom, but also with a small atom, which has not been explored in previous studies. For $|g_k^+| \gg |g_k^-|$, which corresponds to the small-atom case, we find $C_b \simeq -0.49$ when $\{x_-, x_+\} = \{0, 0.75\lambda_m\}$. However, the chirality for a small atom is never perfect ($|C_b| < 1$) and cannot be tuned by changing the coupling strength, in contrast to the giant-atom case [Fig. 3(b)]. Additionally, the chirality is quite sensitive to the coupling position. A detailed discussion is provided in Ref. [79].

Chiral dipole-dipole interactions.— When multiple small atoms are coupled within the bandgap of the same PCW, effective dipole-dipole interactions between them are induced through the exchange of virtual photons in the PCW. The interaction strength is determined by the overlap between the decaying evanescent fields of the bound states [68–74]. In previous studies with cold-atom systems [70, 74], where the atoms are equally spaced, the nearest-neighbor interaction strength is constant. For the chiral bound states induced by the coupling between a PCW and giant atoms, the scenario is different.

As shown in Fig. 4, we consider giant atoms A and B equally distributed along a PCW with an inter-atom distance D_q . Here, the PCW impedance modulation is simplified as square waves. One leg of each giant atom A and B is coupled to the low-impedance points $x_-^{A,B}$, while the second coupling points $x_+^{A,B}$ are placed either to the left or to the right (different for A and B) of $x_-^{A,B}$ at the closest high-impedance position. Therefore, the bound states of giant atoms A and B have *opposite* chirality with $C_b^A = -C_b^B$. The atomic pair $\{A, B\}$ is repeated along the PCW, and can be viewed as a dimer (see Fig. 4). The intracell dipole-dipole interaction can be derived via

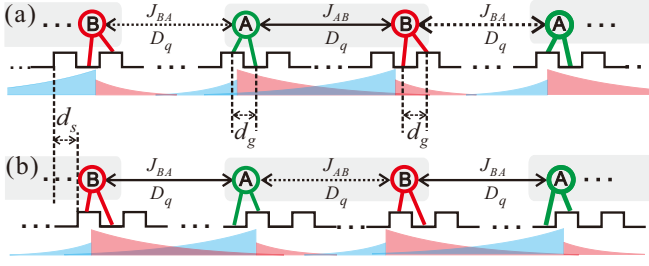


FIG. 4. Setups for chiral dipole-dipole interactions between giant atoms. (a) Giant atoms A and B, separated by a distance D_q , coupled to a Josephson-chain PCW. The periodic impedance modulation is a square wave. The induced effective dipole-dipole coupling is chiral with $J_{AB} \gg J_{BA}$. (b) Relative to (a), the impedance modulation signal is shifted with a distance $d_s = 0.5\lambda_m$. The bound-state chiralities are reversed, resulting in $J_{AB} \ll J_{BA}$.

standard resolvent-operator techniques [79, 81, 82]:

$$\Sigma_{AB}(z) = \int_0^{k_0} dk \frac{2\text{Re}(g_{kA}g_{kB}^*)}{z - \Delta_k} \simeq J_{AB} + i\Gamma_c, \quad (10)$$

where Γ_c describes the collective decay of the atoms. Since the atoms interact with the PCW in the bandgap, the decay is strongly suppressed with $\Gamma_c \simeq 0$. The real part J_{AB} of $\Sigma_{AB}(z)$ describes the coherent dipole-dipole coupling between intracell atoms [70, 82] (see Sec. V in Ref. [79]). The intercell coupling amplitude J_{BA} can be found similarly.

In Fig. 5(a), we numerically plot J_{AB} and J_{BA} , both of which exponentially decay with D_q [68–72], for the setup in Fig. 4(a). Since the bound-state chiralities of A and B are opposite, the decaying evanescent fields within a unit cell have much larger overlap than those between different cells. This leads to a much larger intracell dipole-dipole interaction J_{AB} than the intercell interaction J_{BA} , i.e., the interaction is *chiral* even though the giant atoms are equally spaced. Since the bound states of A and B can be tuned to chirality with $|C_b| \simeq 1$, the atoms will behave as chiral dipole “radars”: they only interact with the atoms in their chiral preference direction, but cannot interact with those in the opposite direction, no matter how small the separation D_q is.

Topological phases with giant atoms.— The impedance of the Josephson PCW can be modulated via an external flux bias [79]. As shown in Fig. 4, shifting the programmable modulation signal by d_s , the high-impedance positions will be moved [79]. For $d_s = 0.5\lambda_m$, the chiralities of the giant atoms in Fig. 4 are switched, leading to $J_{AB} \ll J_{BA}$. Figure 5(b) shows that J_{AB} (J_{BA}) decreases (increases) linearly with d_s around $d_s \simeq 0.25\lambda_m$.

By modulating d_s in time, we can simulate topological phases. We assume that the frequency of each atom is also modulated in time [5]. As shown in Fig. 4, after tracing out the PCW, we map the atomic-chain

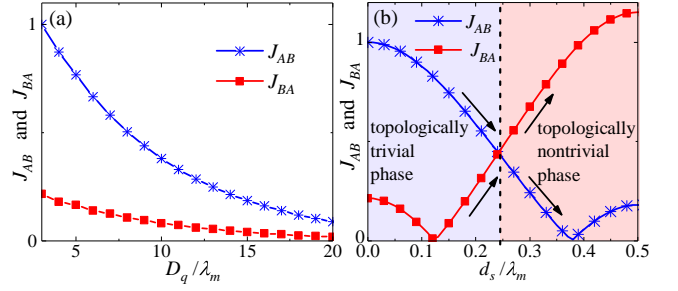


FIG. 5. Chiral interaction and topological phase transition. (a) Dipole-dipole interaction strengths J_{AB} and J_{BA} (normalized by J_{AB} at $D_q = 3\lambda_m$) versus separation D_q . (b) J_{AB} and J_{BA} for fixed D_q versus of the shift distance d_s [relative to Fig. 4(a)] for the PCW impedance modulation. As the shift distance is increased towards $d_s = 0.5\lambda_m$, the chiral interaction strengths of J_{AB} and J_{BA} are exchanged, leading to a topological phase transition.

Hamiltonian to the Su-Schrieffer-Heeger (SSH) model

$$H_{qc} = \sum_i [J_{AB}(t)\sigma_{Ai}^-\sigma_{Bi}^+ + J_{BA}(t)\sigma_{Bi}^-\sigma_{Ai+1}^+ + \text{h.c.}] + \sum_i \Delta_q(t)(\sigma_{Ai}^z - \sigma_{Bi}^z), \quad (11)$$

where $\Delta_q(t)$ is the frequency detuning between atoms A and B. The degeneracy point of the chain is at $\{J_{BA} - J_{AB}, \Delta_q\} = \{0, 0\}$ [79]. The adiabatic Thouless pump trajectories (see Fig. 6), which encircle the degeneracy point, are topologically equivalent, and robust to disorders and perturbations [83–85]. As shown in Fig. 5(b), for $d_s \simeq 0.25\lambda_m$, the bound states of atom A and B, do not show any chirality, leading to $J_{AB} - J_{BA} = 0$. This corresponds to the topological phase transition point [86–88].

In Fig. 6(b), we plot the adiabatic pumping process for the evolution of an initial excitation localized at the left edge of the atomic chain (see Sec. V in Ref. [79]). At the end of each pump circle, the excitation is transferred to the right edge state with a high fidelity due to topological protection [83]. This process exploits the chiral interactions between giant atoms, and just needs to shift the modulation signal by a small length, which is feasible in SQC platforms.

Conclusion.— In this work, we have explored giant superconducting atoms coupled to two points of a Josephson-chain PCW. We showed that interference arising due to the nonlocal coupling leads to chiral bound states. The chirality of these states can be easily tuned over the full range by either modulating the external flux bias of the PCW or changing the coupling strengths. For multiple giant atoms equally spaced along the waveguide, the dipole-dipole interactions exhibit strong chirality due to asymmetric overlaps between the chiral bound states. Each atom can be tuned as a chiral dipole “radar” to only interact with atoms in a preferred direction

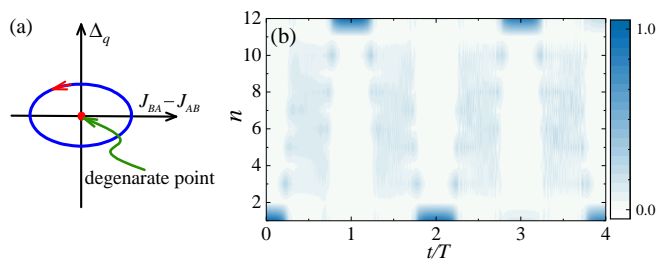


FIG. 6. Topological protection. (a) The pump circle in parameter space $\{J_{BA} - J_{AB}, \Delta_q\}$. The topologically nontrivial pumping corresponds to a closed path encircling the degeneracy point at the origin. (b) Time evolution of a single excitation in the atomic chain (with 12 sites) under adiabatic pumping loops (see Sec. IV in Ref. [79]).

set by the chirality. Using this chiral interaction, we demonstrated that our proposal can realize a topological phase transition and topological Thouless pumping. Extending our setup to 2D PCWs might lead to more exotic chiral quantum phenomena. We hope that our proposal can be a powerful toolbox to achieve chiral long-range interactions for quantum simulations and many-body physics. The setups we have studied here can be realized in experiments using currently available state-of-the-art technology for superconducting circuits.

Acknowledgments.— X.W. is supported by China Postdoctoral Science Foundation No. 2018M631136 and the Natural Science Foundation of China under Grant No. 11804270. A.F.K. acknowledges support from the Japan Society for the Promotion of Science (BRIDGE Fellowship BR190501), the Swedish Research Council (Grant No. 2019-03696), and the Knut and Alice Wallenberg Foundation through the Wallenberg Centre for Quantum Technology (WACQT). F.N. is supported in part by: NTT Research, Army Research Office (ARO) (Grant No. W911NF-18-1-0358), Japan Science and Technology Agency (JST) (via Q-LEAP and the CREST Grant No. JPMJCR1676), Japan Society for the Promotion of Science (JSPS) (via the KAKENHI Grant No. JP20H00134, and the grant JSPS-RFBR Grant No. JPJSBP120194828), and the Grant No. FQXi-IAF19-06 from the Foundational Questions Institute Fund (FQXi), a donor advised fund of the Silicon Valley Community Foundation.

[1] J. Q. You and F. Nori, “Quantum information processing with superconducting qubits in a microwave field,” *Phys. Rev. B* **68**, 064509 (2003).
[2] J. Koch, T. M. Yu, J. Gambetta, A. A. Houck, D. I. Schuster, J. Majer, A. Blais, M. H. Devoret, S. M. Girvin, and R. J. Schoelkopf, “Charge-insensitive qubit design derived from the Cooper pair box,” *Phys. Rev. A* **76**, 042319 (2007).

[3] J. Q. You and F. Nori, “Superconducting Circuits and Quantum Information,” *Phys. Today* **58**, 42 (2005).
[4] J. Clarke and F. K. Wilhelm, “Superconducting quantum bits,” *Nature (London)* **453**, 1031 (2008).
[5] X. Gu, A. F. Kockum, A. Miranowicz, Y.-X. Liu, and F. Nori, “Microwave photonics with superconducting quantum circuits,” *Phys. Rep.* **718-719**, 1 (2017).
[6] C. Song, J. Cui, H. Wang, J. Hao, H. Feng, and Y. Li, “Quantum computation with universal error mitigation on a superconducting quantum processor,” *Sci. Adv.* **5**, eaaw5686 (2019).
[7] F. Arute *et al.*, “Quantum supremacy using a programmable superconducting processor,” *Nature* **574**, 505 (2019).
[8] A. F. Kockum and F. Nori, “Quantum Bits with Josephson Junctions,” in *Fundamentals and Frontiers of the Josephson Effect*, edited by F. Tafuri (Springer, 2019) pp. 703–741.
[9] M. Kjaergaard, M. E. Schwartz, J. Braumüller, P. Krantz, J. I.-J. Wang, S. Gustavsson, and W. D. Oliver, “Superconducting Qubits: Current State of Play,” *Annu. Rev. Condens. Matter Phys.* **11**, 369 (2020).
[10] A. Wallraff, D. I. Schuster, A. Blais, L. Frunzio, R.-S. Huang, J. Majer, S. Kumar, S. M. Girvin, and R. J. Schoelkopf, “Strong coupling of a single photon to a superconducting qubit using circuit quantum electrodynamics,” *Nature* **431**, 162 (2004).
[11] T. Niemczyk, F. Deppe, H. Huebl, E. P. Menzel, F. Hocke, M. J. Schwarz, J. J. Garcia-Ripoll, D. Zueco, T. Hümmer, E. Solano, A. Marx, and R. Gross, “Circuit quantum electrodynamics in the ultrastrong-coupling regime,” *Nat. Phys.* **6**, 772 (2010).
[12] A. F. Kockum, A. Miranowicz, S. De Liberato, S. Savasta, and F. Nori, “Ultrastrong coupling between light and matter,” *Nat. Rev. Phys.* **1**, 19 (2019).
[13] M. V. Gustafsson, T. Aref, A. F. Kockum, M. K. Ekström, G. Johansson, and P. Delsing, “Propagating phonons coupled to an artificial atom,” *Science* **346**, 207 (2014).
[14] A. F. Kockum, P. Delsing, and G. Johansson, “Designing frequency-dependent relaxation rates and Lamb shifts for a giant artificial atom,” *Phys. Rev. A* **90**, 013837 (2014).
[15] T. Aref, P. Delsing, M. K. Ekström, A. F. Kockum, M. V. Gustafsson, G. Johansson, P. J. Leek, E. Magnusson, and R. Manenti, “Quantum Acoustics with Surface Acoustic Waves,” in *Superconducting Devices in Quantum Optics*, edited by R. H. Hadfield and G. Johansson (Springer, 2016).
[16] L. Guo, A. L. Grimsmo, A. F. Kockum, M. Pletyukhov, and G. Johansson, “Giant acoustic atom: A single quantum system with a deterministic time delay,” *Phys. Rev. A* **95**, 053821 (2017).
[17] A. F. Kockum, G. Johansson, and F. Nori, “Decoherence-Free Interaction between Giant Atoms in Waveguide Quantum Electrodynamics,” *Phys. Rev. Lett.* **120**, 140404 (2018).
[18] G. Andersson, B. Suri, L.-Z. Guo, T. Aref, and P. Delsing, “Non-exponential decay of a giant artificial atom,” *Nat. Phys.* **15**, 1123 (2019).
[19] A. F. Kockum, “Quantum optics with giant atoms - the first five years,” (2019), arXiv:1912.13012.
[20] L. Guo, A. F. Kockum, F. Marquardt, and G. Johansson, “Oscillating bound states for a giant atom,” (2019), arXiv:1911.13028.

- [21] B. Kannan, M. J. Ruckriegel, D. L. Campbell, A. F. Kockum, J. Braumüller, D. K. Kim, M. Kjaergaard, P. Krantz, A. Melville, B. M. Niedzielski, A. Vepsäläinen, R. Winik, J. L. Yoder, F. Nori, T. P. Orlando, S. Gustavsson, and W. D. Oliver, “Waveguide quantum electrodynamics with superconducting artificial giant atoms,” *Nature* **583**, 775 (2020).
- [22] R. Manenti, A. F. Kockum, A. Patterson, T. Behrle, J. Rahamim, G. Tancredi, F. Nori, and P. J. Leek, “Circuit quantum acoustodynamics with surface acoustic waves,” *Nat. Commun.* **8**, 975 (2017).
- [23] P. Delsing *et al.*, “The 2019 surface acoustic waves roadmap,” *J. Phys. D* **52**, 353001 (2019).
- [24] L. R. Sletten, B. A. Moores, J. J. Viennot, and K. W. Lehnert, “Resolving Phonon Fock States in a Multimode Cavity with a Double-Slit Qubit,” *Phys. Rev. X* **9**, 021056 (2019).
- [25] A. M. Vadiraj, A. Ask, T. G. McConkey, I. Nsanzineza, C. W. Sandbo Chang, A. F. Kockum, and C. M. Wilson, “Engineering the Level Structure of a Giant Artificial Atom in Waveguide Quantum Electrodynamics,” (2020), [arXiv:2003.14167](https://arxiv.org/abs/2003.14167).
- [26] G. Andersson, M. K. Ekström, and P. Delsing, “Electromagnetically Induced Acoustic Transparency with a Superconducting Circuit,” *Phys. Rev. Lett.* **124**, 240402 (2020).
- [27] A. Bienfait, Y. P. Zhong, H.-S. Chang, M.-H. Chou, C. R. Conner, É. Dumur, J. Grebel, G. A. Peairs, R. G. Povey, K. J. Satzinger, and A. N. Cleland, “Quantum Erasure Using Entangled Surface Acoustic Phonons,” *Phys. Rev. X* **10**, 021055 (2020).
- [28] H. J. Carmichael, “Quantum trajectory theory for cascaded open systems,” *Phys. Rev. Lett.* **70**, 2273 (1993).
- [29] C. W. Gardiner, “Driving a quantum system with the output field from another driven quantum system,” *Phys. Rev. Lett.* **70**, 2269 (1993).
- [30] H. Pichler, T. Ramos, A. J. Daley, and P. Zoller, “Quantum optics of chiral spin networks,” *Phys. Rev. A* **91**, 042116 (2015).
- [31] T. Ramos, B. Vermersch, P. Hauke, H. Pichler, and P. Zoller, “Non-Markovian dynamics in chiral quantum networks with spins and photons,” *Phys. Rev. A* **93**, 062104 (2016).
- [32] P. Lodahl, S. Mahmoodian, S. Stobbe, A. Rauschenbeutel, P. Schneeweiss, J. Volz, H. Pichler, and P. Zoller, “Chiral quantum optics,” *Nature (London)* **541**, 473 (2017).
- [33] B. Vermersch, P.-O. Guimond, H. Pichler, and P. Zoller, “Quantum State Transfer via Noisy Photonic and Phononic Waveguides,” *Phys. Rev. Lett.* **118**, 133601 (2017).
- [34] Z.-L. Xiang, M.-Z. Zhang, L. Jiang, and P. Rabl, “Intracavity Quantum Communication via Thermal Microwave Networks,” *Phys. Rev. X* **7**, 011035 (2017).
- [35] A. Grankin, P. O. Guimond, D. V. Vasilyev, B. Vermersch, and P. Zoller, “Free-space photonic quantum link and chiral quantum optics,” *Phys. Rev. A* **98**, 043825 (2018).
- [36] M. Bello, G. Platero, J. I. Cirac, and A. González-Tudela, “Unconventional quantum optics in topological waveguide QED,” *Sci. Adv.* **5**, eaaw0297 (2019).
- [37] G. Calajó, M. J. A. Schuetz, H. Pichler, M. D. Lukin, P. Schneeweiss, J. Volz, and P. Rabl, “Quantum acousto-optic control of light-matter interactions in nanophotonic networks,” *Phys. Rev. A* **99**, 053852 (2019).
- [38] K. Y. Bliokh, D. Leykam, M. Lein, and F. Nori, “Topological non-Hermitian origin of surface maxwell waves,” *Nat. Commun.* **10**, 580 (2019).
- [39] P. O. Guimond, B. Vermersch, M. L. Juan, A. Sharafiev, G. Kirchmair, and P. Zoller, “A unidirectional on-chip photonic interface for superconducting circuits,” *npj Quantum Inf.* **6**, 32 (2020).
- [40] R. Mitsch, C. Sayrin, B. Albrecht, P. Schneeweiss, and A. Rauschenbeutel, “Quantum state-controlled directional spontaneous emission of photons into a nanophotonic waveguide,” *Nat. Commun.* **5**, 6713 (2014).
- [41] K. Y. Bliokh, D. Smirnova, and F. Nori, “Quantum spin Hall effect of light,” *Science* **348**, 1448 (2015).
- [42] J. Petersen, J. Volz, and A. Rauschenbeutel, “Chiral nanophotonic waveguide interface based on spin-orbit interaction of light,” *Science* **346**, 67 (2014).
- [43] A. Young, A. Thijssen, D. Beggs, P. Androvitsaneas, L. Kuipers, J. Rarity, S. Hughes, and R. Oulton, “Polarization Engineering in Photonic Crystal Waveguides for Spin-Photon Entanglers,” *Phys. Rev. Lett.* **115**, 153901 (2015).
- [44] K. Y. Bliokh and F. Nori, “Transverse and longitudinal angular momenta of light,” *Phys. Rep.* **592**, 1 (2015).
- [45] K. Y. Bliokh, F. J. Rodríguez-Fortuño, F. Nori, and A. V. Zayats, “Spin-orbit interactions of light,” *Nat. Photon.* **9**, 796 (2015).
- [46] E. Kim, X. Zhang, V. S. Ferreira, J. Banker, J. K. Iverson, A. Sipahigil, M. Bello, A. Gonzalez-Tudela, M. Mirhosseini, and O. Painter, “Quantum electrodynamics in a topological waveguide,” (2020), [arXiv:2005.03802](https://arxiv.org/abs/2005.03802).
- [47] E. Sánchez-Burillo, C. Wan, D. Zueco, and A. González-Tudela, “Chiral quantum optics in photonic sawtooth lattices,” *Phys. Rev. Research* **2**, 023003 (2020).
- [48] J.-Q. Liao, Z. R. Gong, L. Zhou, Y.-X. Liu, C. P. Sun, and F. Nori, “Controlling the transport of single photons by tuning the frequency of either one or two cavities in an array of coupled cavities,” *Phys. Rev. A* **81**, 042304 (2010).
- [49] Y. B. Liu and A. A. Houck, “Quantum electrodynamics near a photonic bandgap,” *Nat. Phys.* **13**, 48 (2017).
- [50] N. M. Sundaresan, R. Lundgren, G.-Y. Zhu, A. V. Gorshkov, and A. A. Houck, “Interacting Qubit-Photon Bound States with Superconducting Circuits,” *Phys. Rev. X* **9**, 011021 (2019).
- [51] I. Carusotto, A. A. Houck, A. J. Kollar, P. Roushan, D. I. Schuster, and J. Simon, “Photonic materials in circuit quantum electrodynamics,” *Nat. Phys.* **16**, 268 (2020).
- [52] A. L. Rakhmanov, A. M. Zagoskin, S. Savel’ev, and F. Nori, “Quantum metamaterials: Electromagnetic waves in a Josephson qubit line,” *Phys. Rev. B* **77**, 144507 (2008).
- [53] M. Leib, F. Deppe, A. Marx, R. Gross, and M. J. Hartmann, “Networks of nonlinear superconducting transmission line resonators,” *New J. Phys.* **14**, 075024 (2012).
- [54] N. A. Masluk, I. M. Pop, A. Kamal, Z. K. Mineev, and M. H. Devoret, “Microwave characterization of Josephson junction arrays: Implementing a low loss superinductance,” *Phys. Rev. Lett.* **109**, 137002 (2012).
- [55] C. Altimiras, O. Parlavaccchio, P. Joyez, D. Vion,

- P. Roche, D. Esteve, and F. Portier, “Tunable microwave impedance matching to a high impedance source using a Josephson metamaterial,” *Appl. Phys. Lett.* **103**, 212601 (2013).
- [56] G. Rastelli and I. M. Pop, “Tunable ohmic environment using Josephson junction chains,” *Phys. Rev. B* **97**, 205429 (2018).
- [57] T. Weißl, B. Küng, E. Dumur, A. K. Feofanov, I. Matei, C. Naud, O. Buisson, F. W. J. Hekking, and W. Guichard, “Kerr coefficients of plasma resonances in Josephson junction chains,” *Phys. Rev. B* **92**, 104508 (2015).
- [58] Y. Krupko, V. D. Nguyen, T. Weißl, É. Dumur, J. Puertas, R. Dassonneville, C. Naud, F. W. J. Hekking, D. M. Basko, O. Buisson, N. Roch, and W. Hasch-Guichard, “Kerr nonlinearity in a superconducting Josephson metamaterial,” *Phys. Rev. B* **98**, 094516 (2018).
- [59] M. Mirhosseini, E. Kim, V. S. Ferreira, M. Kalaei, A. Sipahigil, A. J. Keller, and O. Painter, “Superconducting metamaterials for waveguide quantum electrodynamics,” *Nat. Commun.* **9**, 3706 (2018).
- [60] T. Weissl, *Quantum phase and charge in Josephson junction chains*, Ph.D. thesis, Grenoble (2014).
- [61] S. Karkar, E. D. Bono, M. Collet, G. Matten, M. Ouisse, and E. Rivet, “Broadband Nonreciprocal Acoustic Propagation Using Programmable Boundary Conditions: From Analytical Modeling to Experimental Implementation,” *Phys. Rev. Appl.* **12**, 054033 (2019).
- [62] J. P. Martínez, S. Léger, N. Gheeraert, R. Dassonneville, L. Planat, F. Foroughi, Y. Krupko, O. Buisson, C. Naud, W. Hasch-Guichard, S. Florens, I. Snyman, and N. Roch, “A tunable Josephson platform to explore many-body quantum optics in circuit-QED,” *npj Quantum Inf.* **5**, 19 (2019).
- [63] L. Planat, A. Ranadive, R. Dassonneville, J. M. Puertas, S. Léger, C. Naud, O. Buisson, W. Hasch-Guichard, D. M. Basko, and N. Roch, “Photonic-Crystal Josephson Traveling-Wave Parametric Amplifier,” *Phys. Rev. X* **10**, 021021 (2020).
- [64] S. John and J. Wang, “Quantum electrodynamics near a photonic band gap: Photon bound states and dressed atoms,” *Phys. Rev. Lett.* **64**, 2418 (1990).
- [65] L. Zhou, H. Dong, Y.-X. Liu, C. P. Sun, and F. Nori, “Quantum supercavity with atomic mirrors,” *Phys. Rev. A* **78**, 063827 (2008).
- [66] S. John and J. Wang, “Quantum optics of localized light in a photonic band gap,” *Phys. Rev. B* **43**, 12772 (1991).
- [67] C.-L. Hung, S. M. Meenehan, D. E. Chang, O. Painter, and H. J. Kimble, “Trapped atoms in one-dimensional photonic crystals,” *New J. Phys.* **15**, 083026 (2013).
- [68] A. Goban, C.-L. Hung, S.-P. Yu, J. Hood, J. Muniz, J. Lee, M. Martin, A. McClung, K. Choi, D. Chang, O. Painter, and H. Kimble, “Atom–light interactions in photonic crystals,” *Nat. Commun.* **5**, 4808 (2014).
- [69] A. González-Tudela, C.-L. Hung, D. E. Chang, J. I. Cirac, and H. J. Kimble, “Subwavelength vacuum lattices and atom–atom interactions in two-dimensional photonic crystals,” *Nat. Photon.* **9**, 320 (2015).
- [70] J. S. Douglas, H. Habibian, C.-L. Hung, A. V. Gorshkov, H. J. Kimble, and D. E. Chang, “Quantum many-body models with cold atoms coupled to photonic crystals,” *Nat. Photon.* **9**, 326 (2015).
- [71] J. D. Hood, A. Goban, A. Asenjo-Garcia, M. Lu, S.-P. Yu, D. E. Chang, and H. J. Kimble, “Atom–atom interactions around the band edge of a photonic crystal waveguide,” *PNAS* **113**, 10507 (2016).
- [72] J. S. Douglas, T. Caneva, and D. E. Chang, “Photon Molecules in Atomic Gases Trapped Near Photonic Crystal Waveguides,” *Phys. Rev. X* **6**, 031017 (2016).
- [73] E. Munro, L. C. Kwek, and D. E. Chang, “Optical properties of an atomic ensemble coupled to a band edge of a photonic crystal waveguide,” *New J. Phys.* **19**, 083018 (2017).
- [74] D. E. Chang, J. S. Douglas, A. González-Tudela, C.-L. Hung, and H. J. Kimble, “Colloquium: Quantum matter built from nanoscopic lattices of atoms and photons,” *Rev. Mod. Phys.* **90**, 031002 (2018).
- [75] J. R. Johansson, G. Johansson, C. M. Wilson, and F. Nori, “Dynamical Casimir Effect in a Superconducting Coplanar Waveguide,” *Phys. Rev. Lett.* **103**, 147003 (2009).
- [76] J. R. Johansson, G. Johansson, C. M. Wilson, and F. Nori, “Dynamical Casimir effect in superconducting microwave circuits,” *Phys. Rev. A* **82**, 052509 (2010).
- [77] S. Pogorzalek, K. G. Fedorov, L. Zhong, J. Goetz, F. Wulschner, M. Fischer, P. Eder, E. Xie, K. Inomata, T. Yamamoto, Y. Nakamura, A. Marx, F. Deppe, and R. Gross, “Hysteretic Flux Response and Nondegenerate Gain of Flux-Driven Josephson Parametric Amplifiers,” *Phys. Rev. Applied* **8**, 024012 (2017).
- [78] X. Wang, A. Miranowicz, and F. Nori, “Ideal Quantum Nondemolition Readout of a Flux Qubit without Purcell Limitations,” *Phys. Rev. Applied* **12**, 064037 (2019).
- [79] See Supplementary Material at <http://xxx> for detailed derivations of our main results.
- [80] W. Zhao and Z. Wang, “Single-photon scattering and bound states in an atom-waveguide system with two or multiple coupling points,” *Phys. Rev. A* **101**, 053855 (2020).
- [81] C. Cohen-Tannoudji, J. Dupont-Roc, and G. Grynberg, *Atom–Photon Interactions* (Wiley, 1998).
- [82] A. González-Tudela and J. I. Cirac, “Markovian and non-Markovian dynamics of quantum emitters coupled to two-dimensional structured reservoirs,” *Phys. Rev. A* **96**, 043811 (2017).
- [83] M. Lohse, C. Schweizer, O. Zilberberg, M. Aidelsburger, and I. Bloch, “A Thouless quantum pump with ultracold bosonic atoms in an optical superlattice,” *Nat. Phys.* **12**, 350 (2015).
- [84] X. Gu, S. Chen, and Y.-X. Liu, “Topological edge states and pumping in a chain of coupled superconducting qubits,” (2017), [arXiv:1711.06829](https://arxiv.org/abs/1711.06829).
- [85] S. Nakajima, T. Tomita, S. Taie, T. Ichinose, H. Ozawa, L. Wang, M. Troyer, and Y. Takahashi, “Topological Thouless pumping of ultracold fermions,” *Nat. Phys.* **12**, 296 (2016).
- [86] W. P. Su, J. R. Schrieffer, and A. J. Heeger, “Solitons in Polyacetylene,” *Phys. Rev. Lett.* **42**, 1698 (1979).
- [87] M. Xiao, Z. Zhang, and C. Chan, “Surface Impedance and Bulk Band Geometric Phases in One-Dimensional Systems,” *Phys. Rev. X* **4**, 021017 (2014).
- [88] E. S. G. Naz, I. C. Fulga, L.-B. Ma, O. G. Schmidt, and J. van den Brink, “Topological phase transition in a stretchable photonic crystal,” *Phys. Rev. A* **98**, 033830 (2018).

Supplementary Material for Tunable Chiral Bound States with Giant Atoms

Xin Wang^{1,2}, Tao Liu¹, Anton Frisk Kockum³, Hong-Rong Li² and Franco Nori^{1,4}

¹*Theoretical Quantum Physics Laboratory, RIKEN Cluster for Pioneering Research, Wako-shi, Saitama 351-0198, Japan*

²*MOE Key Laboratory for Nonequilibrium Synthesis and Modulation of Condensed Matter, School of Physics, Xi'an Jiaotong University, 710049, P.R.China*

³*Department of Microtechnology and Nanoscience, Chalmers University of Technology, 41296 Gothenburg, Sweden*

⁴*Physics Department, The University of Michigan, Ann Arbor, Michigan 48109-1040, USA*

This supplementary material includes the following: In Sec. I, we discuss the lumped-circuit model of a Josephson chain working as a metamaterial SQUID transmission line (STL), and find the parameter regime where the linear dispersion relation is valid. In Sec. II, we show how to realize a tunable photonic crystal waveguide (PCW) by periodic modulation of the STL's Josephson inductance via an external flux bias. In Sec. III, we discuss the coupling between the PCW and a superconducting giant atom, and derive the analytical form for the chiral bound states. In Sec. IV, we discuss the chiral bound state resulting from the interference effect due to nonlocal coupling of the giant atom. In Sec. V we derive, by employing standard resolvent-operator techniques, the chiral dipole-dipole interactions between giant atoms mediated by virtual photons, and discuss how to realize topological pumping of the atomic chain by shifting the modulating signal of the PCW.

CONTENTS

S1. Dispersion relation of a SQUID transmission line	1
S2. Photonic crystal waveguides via spatially modulating the impedance	4
S3. Chiral bound states induced by giant-atom effects	6
S4. The interference mechanism of the bound states in giant atoms	9
S5. Chiral dipole-dipole interactions mediated by virtual photons	12
References	13

S1. DISPERSION RELATION OF A SQUID TRANSMISSION LINE

As shown in Fig. S1(a), we consider a microwave transmission line composed of a chain of N superconducting quantum interference devices (SQUIDs), with capacitances C_g connecting each node to the ground. The SQUIDs are separated by an equal spacing d_0 . The j th SQUID can be viewed as a lumped inductance L_j , in parallel with the Josephson capacitance C_j [S1–S7]. The relation between L_j and the external flux Φ_j is [S8–S10]

$$L_j = \frac{L_0}{\cos\left|\frac{\pi\Phi_j}{\Phi_0}\right|}, \quad L_0 = \frac{\Phi_0^2}{8\pi^2 E_{s0}}, \quad (\text{S1})$$

where E_{s0} is the junction Josephson energy, which is assumed to be identical for each cite, and Φ_0 is the flux quantum. Alternatively, as indicated in Fig. S1(b), a group of SQUIDs can be tuned by sharing the same current coil. Denoting the flux at node j as ϕ_j , we obtain a Kirchoff current equation for the SQUID chain:

$$C_g \ddot{\phi}_j + \frac{\phi_i - \phi_{j-1}}{L_j} + C_j (\ddot{\phi}_j - \ddot{\phi}_{j-1}) - \frac{\phi_{j+1} - \phi_i}{L_{j+1}} - C_j (\ddot{\phi}_{j+1} - \ddot{\phi}_j) = 0. \quad (\text{S2})$$

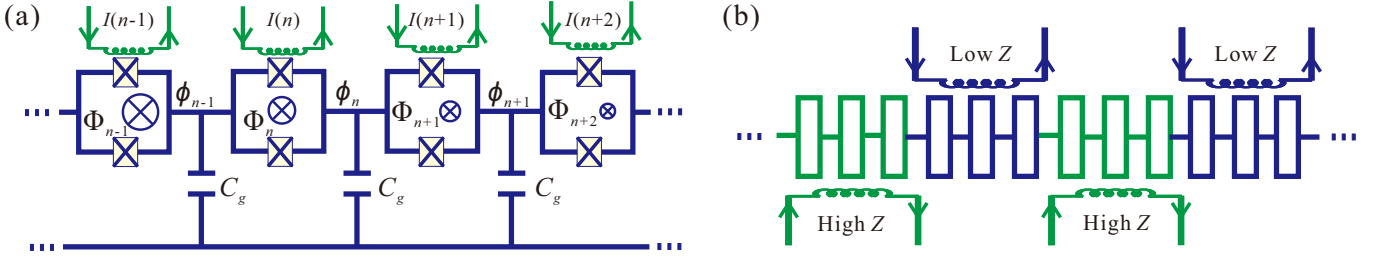


FIG. S1. (a) A SQUID-chain platform for waveguide quantum electrodynamics involving superconducting giant atoms: each SQUID works as a tunable inductance which is controlled by a bias current $I(n)$ produced by an external coil. The Josephson capacitance C_j (not shown) is in parallel with the Josephson inductance, and can be neglected in the linear-dispersion regime. At position n , the node flux is denoted by ϕ_n , with a capacitance C_g connecting to ground. (b) Instead of modulating the inductance site-by-site, the inductance of the SQUID chain (represented here by rectangles) can also be modulated group-wise. The periodic high and low impedances Z can be tuned by a common current coil, which will produce a photonic-crystal waveguide (PCW) structure.

By assuming the capacitances and effective inductances identical, $C_j = C_J$ and $L_j = L_J$, the dynamical equation in Eq. (S2) leads to the Hamiltonian [S4, S5]

$$H_0 = \frac{1}{2} \vec{Q}^T \hat{C}^{-1} \vec{Q} + \frac{1}{2} \vec{\Phi}^T \hat{L}^{-1} \vec{\Phi}, \quad (\text{S3})$$

$$\vec{\Phi}^T = (\phi_0, \phi_1, \dots, \phi_N), \quad \vec{Q} = \hat{C} \dot{\vec{\Phi}}, \quad (\text{S4})$$

where the capacitance and inductance matrices are given by

$$\hat{C} = \begin{pmatrix} C_J & -C_J & 0 & \dots & \dots & \dots \\ -C_J & 2C_J + C_g & -C_J & 0 & \dots & \dots \\ 0 & -C_J & 2C_J + C_g & -C_J & 0 & \dots \\ \vdots & 0 & \ddots & \ddots & \ddots & \ddots \end{pmatrix}, \quad (\text{S5})$$

and

$$\hat{L}^{-1} = \begin{pmatrix} \frac{1}{L_J} & -\frac{1}{L_J} & 0 & \dots & \dots & \dots \\ -\frac{1}{L_J} & \frac{2}{L_J} & -\frac{1}{L_J} & 0 & \dots & \dots \\ 0 & -\frac{1}{L_J} & \frac{2}{L_J} & -\frac{1}{L_J} & 0 & \dots \\ \vdots & 0 & \ddots & \ddots & \ddots & \ddots \end{pmatrix}. \quad (\text{S6})$$

Using the transformation $\vec{\psi}_k^s = \hat{C}^{1/2} \vec{\Phi}$, the eigenfrequency ω_k for the system can be derived from [S4]

$$\hat{C}^{-1/2} \hat{L}^{-1} \hat{C}^{-1/2} \vec{\psi}_k^s = \omega_k^2 \vec{\psi}_k^s, \quad (\text{S7})$$

where $\vec{\psi}_k^s$ is the wavefunction for mode k with frequency ω_k .

As derived in Ref. [S4], by assuming an open-ended boundary condition for the chain, the Hamiltonian in Eq. (S4) can be quantized as $H_{\text{SC}} = \sum_k \hbar \omega_k (a_k^\dagger a_k + 1/2)$, and the charge density operator is expressed as

$$\vec{Q} = -i \hat{C}^{1/2} \sum_k \vec{\psi}_k^s \sqrt{\frac{\hbar \omega_k}{2}} (a_k^\dagger - a_k), \quad (\text{S8})$$

where a_k (a_k^\dagger) is the annihilation (creation) operator of mode k . From Eq. (S2), we find that, due to the Josephson capacitances C_J , the equations of motion of the SQUID chain are nonlinear. In the limit $C_J \simeq 0$, the dynamical equation (S2) reduces to the lumped-element model of an ordinary 1D transmission line [S11]. In this case, the capacitance matrix is simplified to

$$\hat{C} \simeq \text{diag}[\dots, C_g, C_g, C_g, \dots]. \quad (\text{S9})$$

Moreover, the eigenfunction $\vec{\psi}_k^s$ can be approximately written as

$$\vec{\psi}_k^s \simeq \sqrt{\frac{2}{N}} \left(\dots, \sin \frac{kj\pi}{N}, \sin \frac{k(j+1)\pi}{N}, \dots \right), \quad 0 \leq j \leq N, \quad (\text{S10})$$

and the charge-density operator at the antinode position in Eq. (S8) is approximately expressed as

$$Q \simeq -iC_g \sum_k \sqrt{\frac{\hbar\omega_k}{C_t}} (a_k^\dagger - a_k), \quad (\text{S11})$$

where $C_t = NC_g$ is the total capacitance of the SQUID chain. In fact, to view the whole chain as a conventional 1D SQUID transmission line (STL), the condition $C_J \simeq 0$ is too strong.

In the following, we present the parameter regime where the STL has an approximately linear dispersion relation. We use the plane-wave ansatz with $\phi = A \exp(i\omega_k t - ikjd_0)$, and by substituting it into Eq. (S2), we obtain [S3, S12]

$$\omega_k = \frac{1}{\sqrt{L_J C_g}} \sqrt{\frac{1 - \cos(kd_0)}{\frac{C_J}{C_g}[1 - \cos(kd_0)] + \frac{1}{2}}}. \quad (\text{S12})$$

Moreover, we assume that the STL is approximately in the quasi-continuous regime with infinite length $L \rightarrow \infty$. Consequently, one can find that, under the conditions

$$d_0 \ll \lambda_k \ll L, \quad k \ll \frac{1}{d_0} \sqrt{\frac{C_g}{C_J}}, \quad (\text{S13})$$

the dispersion relation is reduced to

$$\omega_{k0} \simeq \frac{kd_0}{\sqrt{L_J C_g}} = kv_J, \quad c_g = \frac{C_g}{d_0}, \quad l_J = \frac{L_J}{d_0}, \quad (\text{S14})$$

where ω_{k0} is the mode frequency without C_J , c_g (l_J) represents the capacitance (inductance) per unit length, and $v_J = 1/\sqrt{l_J c_g}$ is the phase velocity. Under the conditions in Eq. (S14), the capacitance of Josephson junctions C_J can be neglected, and the wavefunction in Eq. (S2) is the same as that of the discretized lumped-element circuit of a 1D transmission line.

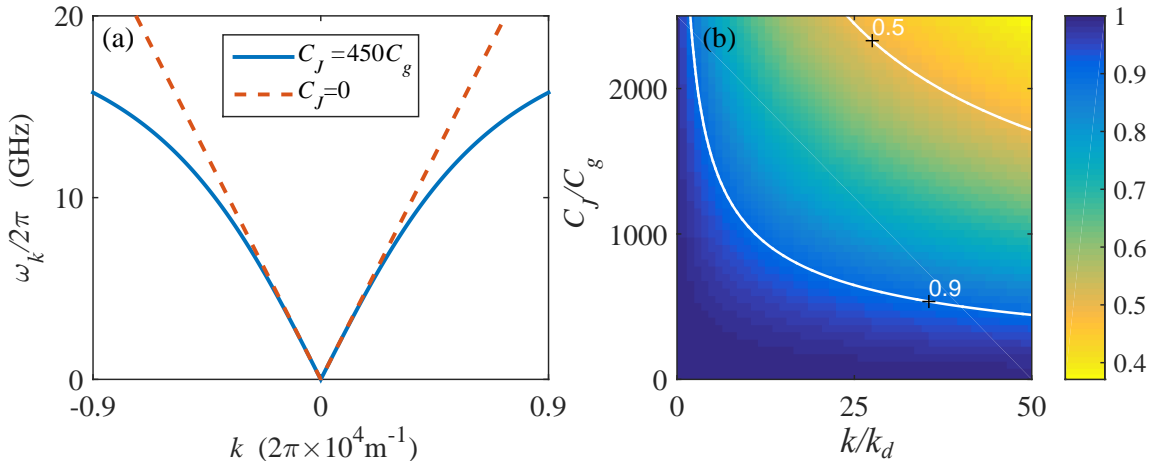


FIG. S2. (a) The dispersion relation of the SQUID chain for $C_J = 0$ and $C_J = 450C_g$, respectively. In the low-frequency limit $\omega_k < 10$ GHz, the dispersion is approximately linear. (b) The frequency ratio ω_k/ω_{k0} between $C_J = 450C_g$ and $C_J = 0$ changes with mode index k and Josephson capacitance C_J . The area delimited by the contour curve $\omega_k/\omega_{k0} = 0.9$ is the parameter regime where the linear dispersion relation is approximately valid. The considered SQUID number is $N = 3000$.

In Table I, we list the parameters employed in our numerical simulations. These parameters are adopted from the experimental work in Refs. [S3, S7, S12]. In Fig. S2(a), we plot the dispersion relation according to Eqs. (S12) and

d_0	C_g	C_J	L_0	α	$\delta\alpha$	k_m	v_J
$1\ \mu\text{m}$	$0.4\ \text{fF}$	$90\ \text{fF}$	$0.2\ \text{nH}$	0.3	0.045	$2\pi \times 0.3 \times 10^4\ \text{m}^{-1}$	$\sim 10^6\ \text{m/s}$

TABLE I. The lumped-circuit parameters of the microwave PCW based on a SQUID chain that we employed for numerical simulations.

(S14), respectively. We find that, in the low-frequency regime $\omega_k/(2\pi) < 10\ \text{GHz}$, the dispersion is approximately linear even with $C_J = 450C_g$. In Fig. S2(b), setting $N = 3000$, we numerically solve the eigenproblem in Eq. (S7) and plot the eigenfrequency ratio ω_k/ω_{k0} as a function of Josephson capacitance C_J and mode index k . Note that the fundamental wavevector is $k_d = 2\pi/(Nd_0)$. For nonzero C_J , the mode frequencies will be lower than those with $C_J = 0$. The parameter regime within the white curve $\omega_k/\omega_{k0} = 0.9$ is where C_J will not have significant effects. The bandwidth of the deep blue area, where the STL has linear dispersion, becomes narrower when increasing C_J/C_g and mode index (i.e., higher mode frequency). In the following discussions, we only focus on the parameters regime where the linear dispersion relation is valid.

Compared to the standard 1D transmission line, the STL has the following advantages: First, the characteristic impedance of the STL, $Z_R = \sqrt{l_J/c_g}$, can be much higher, which allows to realize strong coupling between superconducting atoms and STL modes [S7]. Second, the impedance of each SQUID in the chain is tunable via the external flux. We can thus control the impedance of the STL via local coils, and the desired dispersion relation and exotic microwave propagating effects can be conveniently tailored for quantum optics and quantum information processing. Next, in the linear dispersion regime, we propose how to realize a PCW by periodically modulating the STL's impedance.

S2. PHOTONIC CRYSTAL WAVEGUIDES VIA SPATIALLY MODULATING THE IMPEDANCE

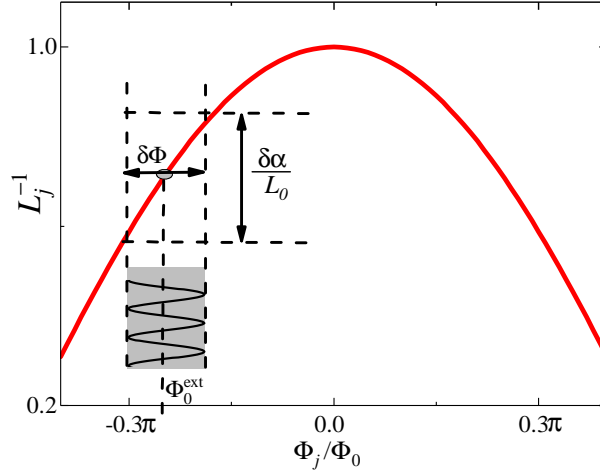


FIG. S3. The parameter L_j^{-1} changes with external flux bias around Φ_0^{ext} . The photonic crystal waveguide (PCW) is realized by periodically modulating the impedance with a bandwidth $\delta\alpha/L_0$.

As depicted in Fig. (S1), to periodically modulate the STL's impedance, we consider that the flux in each SQUID loop is independently controlled by a dc modulator according to the relation

$$\Phi_j = \Phi_0^{\text{ext}} + \delta\Phi f(j), \quad (\text{S15})$$

where Φ_0^{ext} is the static flux, $\delta\Phi$ is the modulation amplitude, and f_j is the position-dependent modulation signals. The modulation is depicted in Fig. (S3). We assume the STL is working as a microwave PCW, where the modulation

is periodic in space. Then, the Josephson inductance can be written as

$$\frac{1}{L_j} \simeq \frac{1}{L_0} [\alpha_0 + \delta\alpha f(j)], \quad \alpha_0 = \cos\left(\frac{\pi\Phi_0^{\text{ext}}}{\Phi_0}\right), \quad (\text{S16})$$

$$\delta\alpha = -\sin\left(\frac{\pi\Phi_0^{\text{ext}}}{\Phi_0}\right) \frac{\pi\delta\Phi}{\Phi_0}. \quad (\text{S17})$$

The inductance term in Eq. (S2) is rewritten as

$$\frac{\phi_j - \phi_{j-1}}{L_j} - \frac{\phi_{j+1} - \phi_j}{L_{j+1}} = \frac{\phi_j - \phi_{j-1}}{L_j} - \frac{\phi_{j+1} - \phi_j}{L_j} + \frac{\phi_{j+1} - \phi_j}{L_j} - \frac{\phi_{j+1} - \phi_j}{L_{j+1}}. \quad (\text{S18})$$

We assume that the distance d_0 between neighboring SQUIDS is much smaller than the wavelength of the field. Therefore, by replacing $jd_0 \rightarrow x$, we use quasi-continuous functions to describe the modulation signal and fields. Consequently, we have

$$\phi_j(t) \rightarrow \phi(x, t), \quad f(j) = f(x). \quad (\text{S19})$$

Moreover, by defining the inductance and capacitance per unit length for the STL

$$l(x) = \frac{L_0}{d_0} \frac{1}{\alpha_0 + \delta\alpha f(x)}, \quad c_{g,J} = \frac{C_{g,J}}{d_0}, \quad (\text{S20})$$

Eq. (S18) is rewritten as

$$\frac{\phi_j - \phi_{j-1}}{L_j} - \frac{\phi_{j+1} - \phi_j}{L_{j+1}} = -\frac{\partial}{\partial x} \left[\frac{1}{l(x)} \frac{\partial \phi(x, t)}{\partial x} \right] d_0^2. \quad (\text{S21})$$

Similarly, the capacitance terms in Eq. (S2) can also be rewritten as a quasi-continuous function

$$C_g \ddot{\phi}_j + C_J (\ddot{\phi}_j - \ddot{\phi}_{j-1}) - C_J (\ddot{\phi}_{j+1} - \ddot{\phi}_j) = C_g \frac{\partial^2 \phi(x, t)}{\partial t^2} - C_J \frac{\partial^2 \phi(x, t)}{\partial t^2 \partial x^2} d_0^2. \quad (\text{S22})$$

Therefore, in the quasi-continuous regime, Eq. (S2) is written as

$$c_g \frac{\partial^2 \phi(x, t)}{\partial t^2} = c_J d_0^2 \frac{\partial^2 \phi(x, t)}{\partial t^2 \partial x^2} + \frac{\partial}{\partial x} \left[\frac{1}{l(x)} \frac{\partial \phi(x, t)}{\partial x} \right], \quad (\text{S23})$$

where the Josephson capacitance c_J induces a nonlinear term involving both spatial and temporal differentials. For simplicity, in our numerical simulations, we consider the modulation to be on cosine form, i.e.,

$$\frac{1}{l(x)} = \frac{d_0}{L_0} [\alpha_0 + \delta\alpha \cos(k_m x)], \quad (\text{S24})$$

where k_m is the modulation wavevector. Consequently, the field operator $\phi(x, t)$ is written in terms of a Bloch expansion:

$$\phi(x, t) = e^{i(\omega_l t + k_m x)} u_k(x), \quad u_k(x) = \sum_{n=-\infty}^{n=\infty} c_{nk} e^{ink_m x}, \quad (\text{S25})$$

where ω_l is the eigenfrequency with l the index of the energy bands, $u_k(x)$ is a spatially periodic function satisfying $u_k(x) = u_k(x + \lambda_m)$, with $\lambda_m = 2\pi/k_m$ being the period, and c_{nk} is the coefficient of the n th Fourier order for $u_k(x)$. By substituting the wave function in Eq. (S25) into Eq. (S23), we obtain the dispersion relation between $\omega_l(k)$ and k by solving the following quadratic eigenvalue problem:

$$\left[\omega_l^2(k) \hat{M}_2 + \hat{M}_0 \right] \hat{U}(k) = 0, \quad (\text{S26})$$

where

$$\hat{M}_2 = \text{diag}[\dots, -c_J(d_0)^2(k + nk_d)^2 - c_g, \dots], \quad (\text{S27})$$

$$\hat{M}_0 = \begin{pmatrix} \ddots & \ddots & \ddots & 0 & 0 & 0 \\ \dots & T_{n-1,n-2} & T_{n-1,n-1} & T_{n-1,n} & 0 & 0 \\ \dots & 0 & T_{n,n-1} & T_{n,n} & T_{n,n+1} & 0 \\ \vdots & 0 & 0 & 0 & \ddots & \ddots \end{pmatrix}, \quad (\text{S28})$$

with

$$T_{n,n} = -(n\Omega_d)^2 \left[c_J(d_0)^2 (k + nk_d)^2 + c_g \right] + \frac{\alpha_0}{l_0} (k + nk_d)^2 \quad (\text{S29})$$

and

$$T_{n,n\pm 1} = \frac{\delta\alpha}{2l_0} \left\{ (k + (n \pm 1)k_d)^2 + (k + (n \pm 1)k_d)k_d \right\}. \quad (\text{S30})$$

From the formulas for \hat{M}_2 and $T_{n,n}$, we find that, under the condition

$$c_J(d_0)^2 (k + nk_d)^2 \ll c_g \quad \longrightarrow \quad k + nk_d \ll \frac{1}{d_0} \sqrt{\frac{c_g}{c_J}}, \quad (\text{S31})$$

the nonlinear terms due to the Josephson capacitance C_J will not have significant effects. The condition in Eq. (S31) is similar to the condition for the linear dispersion in Eq. (S13). For the higher Fourier orders (large n) beyond Eq. (S31), we require that their contributions are much smaller than the lower orders. Numerical calculations indicate that by adopting small modulation amplitudes $\delta\alpha$, the coefficients c_{nk} decrease quickly with Fourier order n . Therefore, the nonlinear effects due to C_J can be neglected. In our main text, we only consider the lowest band with $l = 1$. According to Eqs. (S11) and (S25), the charge-density operator Q can be expressed with the mode operators in the first Brillouin zone (BZ)

$$Q(x) \simeq -iC_g \sum_{k \in \text{BZ}} \sqrt{\frac{\hbar\omega_k}{C_t}} \left[a_k^\dagger e^{ikx} u_k(x) - a_k e^{-ikx} u_k^*(x) \right]. \quad (\text{S32})$$

The above charge-density operator will be employed for the coupling between the PCW and a superconducting atom.

In Fig. S4(a), employing the parameters listed in Table. I, we plot the band structure for the Josephson-chain PCW. We find that, even under the condition $C_J = 450C_g$, the dispersion relations for the 1st and 2nd bands are well described by the linear approximation with $C_J = 0$. In the low-frequency limit, we can view the chain as a linear-dispersion medium by neglecting the Josephson capacitance under the condition in Eq. (S31). In the first Brillouin zone $k \in (-0.5k_m, 0.5k_m]$, there are two symmetric bandgaps with width Δ_g around $k = \pm 0.5k_m$, which has been predicted in studies of 1D superconducting PCWs [S13, S14]. The bandgap regime is around $\omega_k/(2\pi) \simeq 4$ GHz, which matches with the transition frequency of superconducting atoms. In the following, we will discuss the waveguide QED for superconducting atoms interacting with the Josephson PCW.

S3. CHIRAL BOUND STATES INDUCED BY GIANT-ATOM EFFECTS

The conventional interaction between cold atoms and a PCW requires optical trapping of each atom at a single position with the lowest (or highest) refractive index [S15, S16]. The natural atomic size is much smaller than the length of the PCW unit cell. In solid-state SQC systems, these limitations do not exist. As shown in Fig. 1 of the main text, we consider a superconducting giant atom interacting with the PCW at two positions x_\pm via capacitances $C_J^{g\pm}$. The following discussion takes the charge qubit as an example [S11], but can also be applied for the transmon qubit [S17, S18]. The Hamiltonian for the superconducting atom is expressed as

$$H_q = 4E_C(\hat{n} - n_g)^2 - 2E_J^q \cos\left(\frac{\pi\Phi_q}{\Phi_0}\right) \cos\phi, \quad (\text{S33})$$

where $E_C = e^2/(2C_\Sigma)$ is the charging energy of the atom's junctions, $C_\Sigma = C_J^q + C_J^{g-} + C_J^{g+}$, with C_J^q the Josephson capacitance, and E_J^q is the Josephson energy of one junction in the atom. Note that Φ_q is the control flux through the split junction's loop. This flux is employed for tuning the atom's transition frequency. Around the charge degeneracy point $n_g = 1/2$, the above Hamiltonian can be quantized in a qubit basis as

$$H_q = -E_J^q \cos\left(\frac{\pi\Phi_q}{\Phi_0}\right) (|0\rangle\langle 1| + |1\rangle\langle 0|) - 4E_C \delta n_g (|1\rangle\langle 1| - |0\rangle\langle 0|). \quad (\text{S34})$$

The offset-charge deviation δn_g is written as

$$\delta n_g = \sum_{\pm} \frac{Q(x_\pm)}{C_g} \frac{C_J^{g\pm}}{2e} = -i \sum_{\pm} \sum_{k \in \text{BZ}} \frac{C_J^{g\pm}}{2e} \sqrt{\frac{\hbar\omega_k}{C_t}} \left[a_k^\dagger e^{ikx_\pm} u_k(x_\pm) - a_k e^{-ikx_\pm} u_k^*(x_\pm) \right], \quad (\text{S35})$$

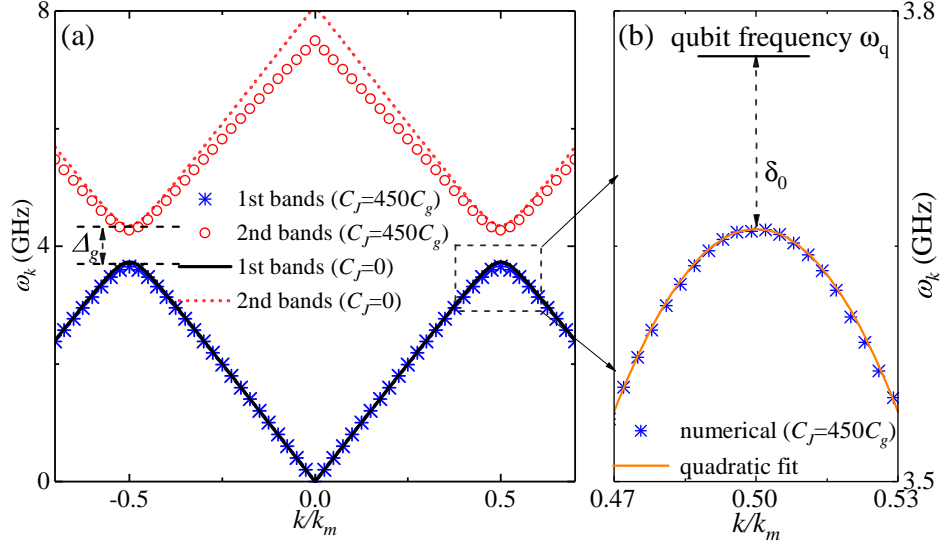


FIG. S4. (a) The two lowest bands for the PCW via spatial modulation of the SQUID inductance for $C_J = 450C_g$ and $C_J = 0$, respectively. Parameters are taken from Table I. Around $k = \pm 0.5k_m$, there are two symmetric bandgaps with width Δ_g . (b) Zoom-in around the bandgap regime. The solid curve is a quadratic fit for the dispersion relation. In our discussions, the considered atom frequency lies inside the gap with a detuning $\delta_0 = 0.1\Delta_g$.

where $Q(x_{\pm})$ is the charge-density operator at two coupling positions x_{\pm} described by Eq. (S32). In the basis

$$|e\rangle = \frac{|1\rangle - |0\rangle}{\sqrt{2}}, \quad |g\rangle = \frac{|1\rangle + |0\rangle}{\sqrt{2}}, \quad (\text{S36})$$

the Hamiltonian for this coupled circuit-QED system is written as

$$H_0 = \frac{1}{2}\hbar\omega_q\sigma_z + \sum_k \hbar\omega_k a_k^\dagger a_k + i \sum_k \hbar(g_k a_k^\dagger - g_k^* a_k)(\sigma_+ + \sigma_-), \quad (\text{S37})$$

where

$$\omega_q = \frac{2E_J^q}{\hbar} \cos\left(\frac{\pi\Phi_q}{\Phi_0}\right) \quad (\text{S38})$$

is the atomic transition frequency. The giant-atom coupling strength with mode k is

$$g_k = \sum_{i=\pm} g_k^i v e^{ikx_i} u_k(x_i), \quad g_k^\pm = \frac{e}{\hbar} \frac{C_J^{g\pm}}{C_\Sigma} \sqrt{\frac{\hbar\omega(k)}{C_t}} \simeq \frac{e}{\hbar} \frac{C_J^{g\pm}}{C_\Sigma} \sqrt{\frac{\hbar\omega_q}{C_t}}, \quad (\text{S39})$$

where the mode frequency $\omega(k)$ is approximately replaced by the qubit frequency ω_q . Consequently, g_k^\pm will approximately become independent of k . Note that Eq. (S39) is derived by assuming the impedance of the STL, $Z_J = \sqrt{L_J/C_g}$ is much smaller than the impedances of the coupling capacitance and the superconducting atom, i.e.,

$$Z_J \ll \max\{(\omega_q C_J^g)^{-1}, Z_q\}, \quad (\text{S40})$$

where Z_q is the characteristic impedance of the atom, which can be estimated from its lumped-circuit model [S1]. In this case, we can view the STL as a low-impedance environment. However, compared with the conventional transmission line with character impedance $Z_0 \simeq 50\Omega$, Z_J can be much larger, and enables the realization of strong coupling between a superconducting atom and STL modes [S2, S7]. For example, employing the parameters in Table I, the estimated STL impedance is about $Z_J \simeq 550\Omega$. When the characteristic impedances of the superconducting atom and the STL match up with $Z_J \sim Z_q$, the system enters into the overdamped regime, with the coupling strength reaching its maximum value [S7]. Consequently, the coupling form in Eq. (S39) will be significantly modified.

Therefore, to satisfy the impedance relation in Eq. (S40), the coupling capacitance should be smaller than that employed in the standard 1D transmission line, together with the atom working as a high-impedance circuit element.

As shown in Fig. S4, we assume that the qubit transition frequency ω_q is close to the first band, and the detuning δ_0 from the band edge is much smaller than the bandgap width Δ_g . Therefore we can approximately consider only the contributions of the first band. In our discussions here, we set $\delta_0 = 0.1\Delta_g$. In a frame rotating with ω_q , adopting the rotating-wave approximation, the Hamiltonian in Eq. (S37) becomes (setting $\hbar = 1$)

$$H_{\text{int}} = \sum_{k \in \text{BZ}} \Delta_k (a_k^\dagger a_k) + \sum_{k \in \text{BZ}} (g_k a_k^\dagger \sigma_- + g_k^* a_k \sigma_+), \quad (\text{S41})$$

where $\Delta_k = \omega_k - \omega_q$ is the frequency detuning. We first define the spatial field operator expanded in terms of the Bloch wavefunctions

$$\phi^\dagger(x) = \frac{1}{\sqrt{L}} \sum_{k \in \text{BZ}} a_k^\dagger e^{ikx} u_k(x), \quad (\text{S42})$$

where $\phi^\dagger(x)$ [$\phi(x)$] represents creating (annihilating) a photon at position x and satisfies $[\phi(x), \phi^\dagger(x')] = \delta(x - x')$. The bound state of the system is the eigenstate for H_{int} with eigenenergy ϵ_b , i.e., $H_{\text{int}}|\psi_b\rangle = \epsilon_b|\psi_b\rangle$. In the single-excitation subspace, $|\psi_b\rangle$ is

$$|\psi_b\rangle = \cos(\theta)|e, 0\rangle + \sin \theta \sum_{k \in \text{BZ}} c_k a_k^\dagger |g, 1_k\rangle. \quad (\text{S43})$$

The solution for the bound state reads

$$c_k = \frac{g_k}{\tan \theta (\epsilon_b - \Delta_k)}, \quad (\text{S44})$$

$$\epsilon_b = \sum_{k \in \text{BZ}} \frac{|g_k|^2}{(\epsilon_b - \Delta_k)}, \quad (\text{S45})$$

$$\tan \theta = \sum_{k \in \text{BZ}} \frac{|g_k|^2}{(\epsilon_b - \Delta_k)^2}. \quad (\text{S46})$$

We consider the conventional case where most of the energy of the excitation is localized in the atom, while the photonic modes are weakly populated [S13, S19]. In this case, $\cos(\theta) \simeq 1$ and $\epsilon_b \simeq 0$. Consequently, the wavefunction $\phi_b(x)$ of the photonic part in the PCW is

$$\begin{aligned} \phi_b(x) &= \sin \theta \langle x | \sum_{k \in \text{BZ}} c_k a_k^\dagger | 0_k \rangle \\ &= \sum_{k \in \text{BZ}} \frac{c_k \sin \theta}{\sqrt{L}} \int dx' \langle x | e^{-ikx'} u_k^*(x') \phi^\dagger(x') | 0 \rangle. \end{aligned} \quad (\text{S47})$$

By substituting c_k [Eq. (S44)] into Eq. (S47), we obtain

$$\phi_b(x) \simeq \frac{\sqrt{L}}{2\pi} \int_{k \in \text{BZ}} \frac{g_k u_k^*(x) e^{-ikx}}{\epsilon_b - \Delta_k} dk, \quad (\text{S48})$$

where the integration is limited to the first BZ. As shown in Fig. 2(c) in the main text, around the band edge $k_0 \simeq k_m/2$, the real part of g_k is approximately constant. However, the imaginary part is not constant, but changes with $\delta k = k - k_0$ rapidly and linearly, which is completely different from the small-atom case. Therefore, we should write

$$g_k \simeq (A + iB\delta k), \quad (\text{S49})$$

where A is the average of the real part for g_k around k_0 and B is the slope of the imaginary part of g_k changing with k . For giant atoms, B is non-zero. Around the band edge of the PCW, we use the effective-mass approximation by expanding the dispersion relation as a parabolic function [S19, S20]. As depicted in Fig. S4(b), the dispersion relation of the PCW is well described by a quadratic function, i.e., $\Delta_k = -\delta_0 - \alpha_m(k - k_0)^2$.

Finally, we obtain

$$\phi_b(x) \simeq A_m \sum_{\pm} \int_{-\infty}^{\infty} d\delta k \left[\frac{C_{\pm} e^{-i\delta k x}}{\sqrt{2\pi}(\sqrt{\frac{\delta_0}{\alpha_m}} \mp i\delta k)} \right], \quad (\text{S50})$$

$$A_m = \frac{\sqrt{L} u_{k_0}^*(x) e^{-ik_0 x}}{2\sqrt{2\pi\alpha_m\delta_0}}, \quad (\text{S51})$$

where A_m is the amplitude for the bound state's photonic part, and C_{\pm} are determined by the behavior of the imaginary and real parts of g_k :

$$C_{\pm} = A \pm B \sqrt{\frac{\delta_0}{\alpha_m}}. \quad (\text{S52})$$

By integrating Eq. (S50), we obtain

$$\phi_b(x) = A_m [C_- \Theta(-x) + C_+ \Theta(x)] \exp\left(-\frac{|x|}{L_{\text{eff}}}\right), \quad (\text{S53})$$

where $L_{\text{eff}} = \sqrt{\alpha_m/\delta_0}$ is the length scale determining the exponential decay of the localized bound state with distance, which is similar to previous studies [S19, S21, S22]. Moreover, during the derivation of Eq. (S53) we assume $|x_+ - x_-| < \lambda_m \ll L_{\text{eff}}$. When considering the bound-state distribution, we have $x_+ \simeq x_- = 0$. Therefore, the photonic energy localized between two coupling points can be neglected.

S4. THE INTERFERENCE MECHANISM OF THE BOUND STATES IN GIANT ATOMS

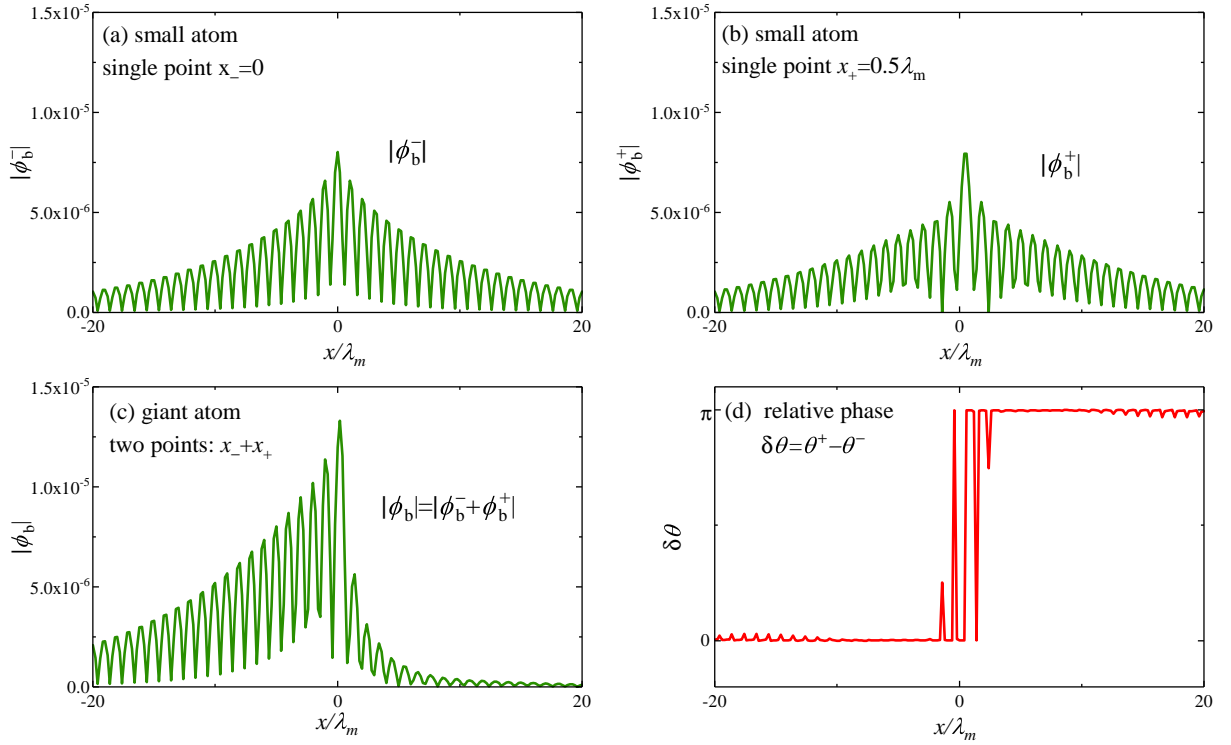


FIG. S5. By setting $\{x_-, x_+\} = \{0, 0.5\lambda_m\}$ and $g_k^+ \simeq 3.4g_k^-$, the bound-state components (a) ϕ_b^- , (b) ϕ_b^+ , (c) the bound state ϕ_b , and (d) the phase difference $\delta\theta(x)$, change with position x . The PCW parameters are adopted from Fig. S4.

When considering a giant atom, the bound-state distribution in Eq. (S53) is significantly affected by the interference effects between different coupling points. To verify this, we can rewrite the bound state in Eq. (S48) as

$$\begin{aligned} \phi_b(x) &= \phi_b^+(x) + \phi_b^-(x), \\ \phi_b^\pm(x) &\simeq \frac{\sqrt{L}}{2\pi} \int_{k \in \text{BZ}} \frac{g_k^\pm e^{ikx_\pm} u_k(x_\pm) u_k^*(x) e^{-ikx}}{\epsilon_b - \Delta_k} dk = A_b^\pm(x) e^{i\theta_\pm(x)}, \end{aligned} \quad (\text{S54})$$

where $\phi_b^\pm(x)$ are the bound states induced by a small atom coupling at the single position x_\pm , and $A^\pm(x)$ [$\theta_\pm(x)$] are their amplitudes (phases), which are both position-dependent. Equation (S54) indicates that the total bound state $\phi_b(x)$ is the result of interference effects, and is determined by the phase difference $\delta\theta(x) = \theta_+(x) - \theta_-(x)$.

In Fig. 2 of the main text, by considering x_- (x_+) at the lowest (highest) impedance position (i.e., $\{x_-, x_+\} = \{0, 0.5\lambda_m\}$), we discuss the bound-state behavior affected by the interference effects. As depicted in Fig. S5(a, b), both $\phi_b^+(x)$ and $\phi_b^-(x)$ show no chirality. However, their phase difference is approximately described by $\delta\theta \simeq \pi\Theta(x)$, with $\Theta(x)$ the Heaviside step function [see Figure S5(d)], indicating that the interference is constructive (destructive) in the direction $x < 0$ ($x > 0$). By setting $g_k^+ \simeq 3.4g_k^-$, we find that $A^+(x) \simeq A^-(x)$. Therefore, the bound state of the giant atom is strongly localized in the left part. On the right-hand side, the bound state is mostly cancelled by the destructive interference [see Figure S5(d)].

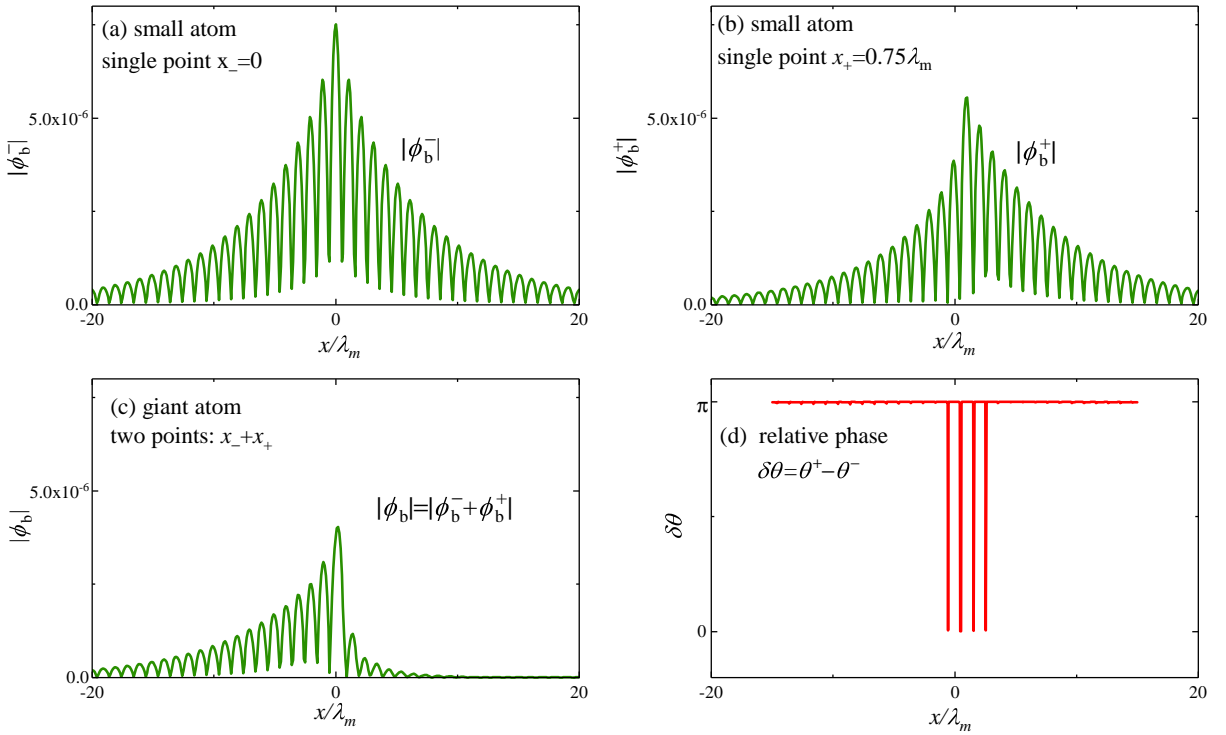


FIG. S6. By setting $\{x_-, x_+\} = \{0, 0.75\lambda_m\}$ and $g_k^- = g_k^+$, the bound-state components (a) ϕ_b^- , (b) ϕ_b^+ , (c) the bound state ϕ_b , and (d) the phase difference $\delta\theta(x)$, change with the position x . The PCW parameters are adopted from Fig. S4.

When considering the second coupling point shifted to $x_+ = 0.75\lambda_m$, we find another interference pattern affecting the chirality of the bound state. In Fig. S6, we plot $\phi_b^\pm(x)$, $\phi_b(x)$ and θ_δ as a function of x . The bound state $\phi_b^+(x)$ is slightly chiral due to breaking the mirror symmetry of the PCW [see Fig. S6(b)]. However, the chirality is not large. As shown in Fig. S6(d), the phase difference θ_δ is approximately equal to π when $|x| \gg 0$. Therefore, the interference is always destructive. The amplitude for the bound state $\phi_b(x)$ of the giant atom is approximately $A_b(x) = A_b^-(x) - A_b^+(x)$. Under the condition $g_k^+ \simeq g_k^-$, we have the relations

$$\begin{aligned} A_b(x) &= A_b^-(x) - A_b^+(x) \simeq 0, & x > 0, \\ A_b(-x) &\gg A_b(x) \simeq 0, & x > 0, \end{aligned} \quad (\text{S55})$$

which indicate that the bound state is strongly localized on the left side due to the quantum interference. In this case, the quantum interference effect significantly enhances the bound-state chirality.

As shown in Fig. S6, due to the destructive interference effects, the photonic energy of the bound state $\phi_b(x)$ is suppressed and smaller than $\phi_b^\pm(x)$. Similar to optical interference, we can define the interference visibility of the bound state as

$$W = \frac{\int_{-\infty}^{\infty} dx |\phi_b(x)|^2}{\int_{-\infty}^{\infty} dx |\phi_b^+(x)|^2 + \int_{-\infty}^{\infty} dx |\phi_b^-(x)|^2}, \quad (\text{S56})$$

from which one finds that $W = 0$ indicates that the interference is maximally destructive (constructive), and the bound state vanishes (is enhanced).

In Fig. S7(a), setting $x_- = 0$ and $g_k^- = g_k^+$, we plot the interference visibility W as a function of x_+ . We find another unconventional behaviour of the bound state: when the separation distance satisfies

$$d_g = x_+ - x_- = (2N + 1)\lambda_m$$

with N integer, $W \simeq 0$, indicating that the bound state is completely cancelled. The mechanism for the disappearance of the bound state can be understood as follows: only the modes around the band edge contribute significantly to the bound state. In the coupling formula in Eq. (S39), we approximately replace k with $k_m/2$. Therefore, for mode k , we can write

$$e^{ikx_+} u_k(x_+) = e^{ik(x_- + d_g)} u_k(x_- + d_g) \simeq \begin{cases} -e^{ikx_-} u_k(x_-), & d_g = (2N + 1)\lambda_m, \\ +e^{ikx_-} u_k(x_-), & d_g = 2N\lambda_m, \end{cases} \quad (\text{S57})$$

where we have employed the properties of the Bloch wavefunctions $u_k(x_- + N\lambda_m) = u_k(x_-)$, and $k_m\lambda_m/2 = \pi$. Equation (S57) indicates that, when $d_g = (2N + 1)\lambda_m$, the interference between $\phi_b^\pm(x)$ will cancel the two contributions completely, leading to $\phi_b(x) \simeq 0$, i.e., the bound state vanishes completely. Conversely, at positions $d_g = 2N\lambda_m$ the interference is maximally constructive with $W \simeq 2$.

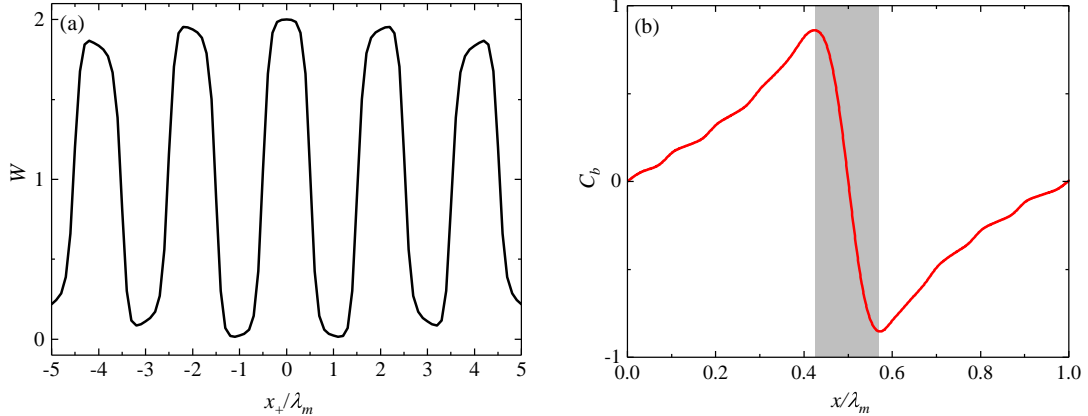


FIG. S7. (a) Setting $x_- = 0$ and $g_k^- = g_k^+$, the interference visibility W changes with the second coupling position x_+ . The PCW parameters are adopted from Fig. S4. (b) The bound-state chirality changes with the coupling position of a small atom.

If a small SQC atom does not couple to the lowest (or highest) impedance position, it can see different semi-infinite waveguide structures in different directions if we split the PCW into two halves at the single coupling point. As shown in Fig. S6(b), the bound state of a small atom already shows chiral behaviour given that the coupling position is at $x_+ = 0.75\lambda_m$. In Fig. S7(b), considering a small SQC atom, we plot the chirality C_b [defined in Eq. (8) in the main text] as a function of the coupling position, and find that *the chirality changes rapidly* around the highest impedance position $x = 0.5\lambda_m$. The chirality for the small atom is *not* due to the quantum interference effects discussed for giant atoms. In a narrow regime $x \in [0.43\lambda_m, 0.57\lambda_m]$ (grey area), the bound state varies from close to maximally left to close to maximally right chirality, indicating that the coupling position has to be fixed accurately to achieve a certain chirality. In the giant-atom case, as depicted in Fig. 3 of the main text, the opposite chiral relations occur only when x_+ is located in the opposite direction of x_- , with a much larger separation distance. Moreover, in small-atom systems, the chirality cannot be tuned by changing the coupling strength, while in giant-atom systems, *the chirality can be continuously changed* by modulating the relative giant-atom coupling strengths [see Fig 3(b) in the main text]. In conclusion, compared to the small atom, the chirality in giant atom system is due to a different mechanism, and is more flexible in experimental implementations.

S5. CHIRAL DIPOLE-DIPOLE INTERACTIONS MEDIATED BY VIRTUAL PHOTONS

Here we derive the chiral dipole-dipole interactions between multiple atoms induced by the giant-atom effects. We assume that all atomic transition frequencies are identical, ω_q . In a frame rotating with ω_q , the Hamiltonian of the whole system reads

$$H_0^m = \sum_{k \in \text{BZ}} \Delta_k a_k^\dagger a_k + \sum_i \sum_{k \in \text{BZ}} (g_{ki} \sigma_i^- a_k^\dagger + \text{H.c.}), \quad (\text{S58})$$

where g_{ki} is given in Eq. (S39). As depicted in Fig. 4 of the main text, we first consider the intracell coupling ($i = A, B$). Since the modes $\pm k$ are degenerate with $\omega(k) = \omega(-k)$, we restrict $0 < k^+ < k_m/2$ in the positive BZ. The coupling strengths satisfy $g_{ki}^* = g_{-ki}$. The atomic operators can be written in the symmetric and antisymmetric forms as $S_\pm = (\sigma_A^\pm \pm \sigma_B^\pm)/\sqrt{2}$. Moreover, we define the supermode operator of the bath modes as

$$a_{k,\pm} = \frac{(g_{kA}^* \pm g_{kB}^*)a_k + (g_{kA} \pm g_{kB})a_{-k}}{\sqrt{2}|g_{kA} \pm g_{kB}|}, \quad (\text{S59})$$

where the commutation relation satisfies

$$[a_{k,\beta}, a_{k',\beta'}] = \delta_{kk'} \delta_{\beta\beta'} \delta(|g_{kA}| - |g_{kB}|). \quad (\text{S60})$$

which indicates that, under the condition $|g_{kA}| = |g_{kB}|$, the symmetric and antisymmetric operators S_\pm are coupled to independent baths $a_{k,\pm}$, and their evolutions are separable [S23]. Therefore, the interaction Hamiltonian in Eq. (S58) is rewritten as

$$H_0^m = \sum_{k^+, \beta = \pm} \left[\Delta_k a_{k,\beta}^\dagger a_{k,\beta} + G_k^\beta (S_\beta a_{k,\beta}^\dagger + \text{H.c.}) \right], \quad (\text{S61})$$

where

$$G_k^\pm = |g_{kA} \pm g_{kB}| \quad (\text{S62})$$

are the coupling strengths between S_\pm and the supermodes $a_{k,\pm}$. Note that $\Delta_k = \omega_k - \omega_q$ in Eq. (S61) is kept unchanged but only limited by $k^+ > 0$. We denote the initial states as $|\Psi_\pm\rangle = S_\pm |g, g, 0\rangle$, where $|g(e)\rangle$ and $|0\rangle$ represent the qubit in the ground (excited) state and the PCW in the vacuum state, respectively. Using standard resolvent-operator techniques [S24], the probability amplitudes $C_\pm(t)$ ($t > 0$) that the whole system remains in $|\Psi_\pm\rangle$ are derived as

$$C_\pm(t) = \frac{i}{2\pi} \int_{-\infty}^{\infty} dE G_\pm(E + i0^+) e^{-iEt}, \quad (\text{S63})$$

where $G_\pm(z)$ are advanced Green functions [S24], and $z = E + i0^+$ is Fourier frequency above the real axis. Given that $|g_{kA}| = |g_{kB}|$, $G_\pm(z)$ are expressed in simple analytical forms as

$$G_\pm(z) = \frac{1}{z - \Sigma_e(z) \mp \Sigma_{AB}(z)}, \quad (\text{S64})$$

$$\Sigma_e(z) = \int_0^{k_0} dk \frac{2(|g_{kA}|^2 + |g_{kB}|^2)}{z - \Delta_k}, \quad (\text{S65})$$

$$\Sigma_{AB}(z) = \int_0^{k_0} dk \frac{2 \text{Re}(g_{kA} g_{kB}^*)}{z - \Delta_k}, \quad (\text{S66})$$

where $\Sigma_e(z) \mp \Sigma_{AB}(z)$ is the atomic self-energy that describes the coupling effect between the atoms and PCW modes. In our discussions, we always assume that $|g_{kA}| \simeq |g_{kB}|$. When the coupling strengths $|g_{kA}|$ and $|g_{kB}|$ differ by a lot, the orthogonality condition of the modes $a_{k,\pm}$ in Eq. (S60) is not valid [S23]. Consequently, there is a tunnelling term ($a_{k,+}^\dagger a_{k,-} + \text{H.c.}$) between two baths, which describes the entangled evolutions between states $|\Psi_\pm\rangle$. In this case, the energy denominators for the Green functions $G_\pm(z)$ become much more complicated [S24].

By assuming that the giant-atom couplings are sufficiently weak [S24], the standard Born-Markov approximation is valid, and we can replace E as the atom frequency. We then approximately obtain

$$\Sigma_e(z) \simeq \Sigma_e(\omega_q + i0^+) = \delta_{qs} + i\Gamma_q, \quad (\text{S67})$$

$$\Sigma_{AB}(z) \simeq \Sigma_{AB}(\omega_q + i0^+) = J_{AB} + i\Gamma_c, \quad (\text{S68})$$

where the imaginary parts of $\Sigma_e(z)$ and $\Sigma_{AB}(z)$, Γ_q and Γ_c , describe the individual and collective decay of the atoms, respectively. Since the atoms interact with the PCW bandgap, the decay effects are strongly suppressed with $\Gamma_{q,c} \simeq 0$. Note that δ_{qs} represents the vacuum Stark shift of the atoms due to coupling with the PCW modes, which is the same for states $|\Psi_{\pm}\rangle$. The important quantity is J_{AB} , the real part of $\Sigma_{AB}(z)$, which is in fact equal to the Rabi frequency of the coupling between states $|g, e, 0\rangle$ and $|e, g, 0\rangle$, and describes the coherent dipole-dipole coupling mediated by virtual photons in the PCW [S19, S23]. As discussed in the main text, even when the atoms are equally spaced, due to giant-atom-induced interference effects, the coupling strengths show chiral preference with $J_{AB} \neq J_{BA}$.

The chiral dipole-dipole interactions in Fig. 4 of the main text provide an ideal platform to simulate the Su-Schrieffer-Heeger (SSH model), which is described by a one-dimensional Hamiltonian with nontrivial topology [S25]. The Hamiltonian for the atomic chain reads

$$H_{qc} = \sum_i (J_{AB} \sigma_{Ai}^- \sigma_{Bi}^+ + J_{BA} \sigma_{Bi}^- \sigma_{Ai+1}^+) + \text{H.c.}, \quad (\text{S69})$$

whose bulk spectrum is gapped given that $J_{AB} \neq J_{BA}$ [S26]. The relation between J_{AB} and J_{BA} determines whether the winding number is a nonzero integer or not [S27–S30]. The two lowest energy bands of H_{qc} are characterized by the topological invariant, i.e., the Zak phase \mathcal{Z} , and the corresponding relation is [S26]

$$J_{AB} > J_{BA}, \quad \mathcal{Z} = 0, \quad \text{trivial insulator}, \quad (\text{S70a})$$

$$J_{AB} < J_{BA}, \quad \mathcal{Z} = \pi, \quad \text{nontrivial insulator}, \quad (\text{S70b})$$

where the critical point $J_{AB} = J_{BA}$ corresponds to the topological phase-transition point [S30]. In the topologically nontrivial phase with $J_{AB} < J_{BA}$, there are zero-energy edge modes located at two ends of the finite chain, whose energy spectra are isolated and topologically protected from the bulk modes. In the topologically trivial phase with $J_{AB} > J_{BA}$, such edge modes do not exist. In experiments, the topological invariant is identified by the topological phase-transition process [S30–S33]. Realizing the transition between the topologically trivial and nontrivial phase of the SSH model requires tuning all coupling strengths simultaneously, as well as reversing the relation between J_{AB} and J_{BA} , which is very challenging in experiments [S29, S30].

As shown in Fig. 5(b) of the main text, such a topological transition can be easily realized by shifting the modulation signal of the PCW with a distance d_s . The impedance of the Josephson PCW is modulated via external flux signals instead of being fabricated with unchangeable parameters. Shifting the PCW modulation signal will change the interference relations and the bound-state chirality. As depicted in Fig. 4(a,b) of the main text, by shifting the programmable modulating signal a certain distance d_s , the highest-impedance positions will also be moved. The phase transition point is at $d_s = 0.25\lambda_m$, around which J_{AB} (J_{BA}) decreases (increases) linearly with d_s . By changing the flux Φ_q through each atom's split loop, the qubit frequency can also be modulated in time [S11].

We can map the SSH chain to the tight-binding Rice-Mele (RM) model [S31–S33]:

$$H_{qc} = \sum_i [J_{AB}(t) \sigma_{Ai}^- \sigma_{Bi}^+ + J_{BA}(t) \sigma_{Bi}^- \sigma_{Ai+1}^+ + \text{h.c.}] + \sum_i \Delta_q(t) (\sigma_{Ai}^z - \sigma_{Bi}^z). \quad (\text{S71})$$

In Fig. 6(a) of the main text, the degenerate point of the RM model is at $\{J_{BA} - J_{AB}, \Delta_q\} = \{0, 0\}$, which is also the phase-transition point of the SSH model. As discussed in Refs. [S31–S33], all the adiabatic quantum pump trajectories which encircle the degeneracy point are topologically equivalent, and robust to disorder and perturbations.

In our proposal, the coupling difference $J_{AB} - J_{BA}$ linearly depends on the signal shifting the distance d_s . In experiments, one can adiabatically modulate d_s back and forth in cosine form. Moreover, the qubit frequencies can be tuned in the sine form. Therefore, we can assume

$$J_{AB}(t) = 1 - \delta_{\alpha} \cos\left(\frac{2\pi t}{T}\right), \quad J_{BA}(t) = 1 + \delta_{\alpha} \cos\left(\frac{2\pi t}{T}\right), \quad \Delta_q(t) = \Omega_p \sin\left(\frac{2\pi t}{T}\right). \quad (\text{S72})$$

In Fig. 6(b) of the main text, by assuming an SSH chain with site number $N = 12$ and setting the parameters as: $\delta_{\alpha} = 0.9$, $\Omega_p = 0.3$, and $T = 100$, we plot the evolution of an initial excitation localized at the first site on the left edge. The excitation will be transferred to the right edge state at the end of each pump circle, and this adiabatic process is topologically protected.

[S1] N. A. Masluk, I. M. Pop, A. Kamal, Z. K. Mineev, and M. H. Devoret, “Microwave characterization of Josephson junction arrays: Implementing a low loss superinductance,” *Phys. Rev. Lett.* **109**, 137002 (2012).

- [S2] C. Altimiras, O. Parlavecchio, P. Joyez, D. Vion, P. Roche, D. Esteve, and F. Portier, “Tunable microwave impedance matching to a high impedance source using a Josephson metamaterial,” *Appl. Phys. Lett.* **103**, 212601 (2013).
- [S3] T. Weissl, *Quantum phase and charge in Josephson junction chains*, Ph.D. thesis, Grenoble (2014).
- [S4] T. Weißl, B. Küng, E. Dumur, A. K. Feofanov, I. Matei, C. Naud, O. Buisson, F. W. J. Hekking, and W. Guichard, “Kerr coefficients of plasma resonances in Josephson junction chains,” *Phys. Rev. B* **92**, 104508 (2015).
- [S5] M. Mirhosseini, E. Kim, V. S. Ferreira, M. Kalaei, A. Sipahigil, A. J. Keller, and O. Painter, “Superconducting metamaterials for waveguide quantum electrodynamics,” *Nat. Commun.* **9**, 3706 (2018).
- [S6] S. Karkar, E. D. Bono, M. Collet, G. Matten, M. Ouisse, and E. Rivet, “Broadband Nonreciprocal Acoustic Propagation Using Programmable Boundary Conditions: From Analytical Modeling to Experimental Implementation,” *Phys. Rev. Appl.* **12**, 054033 (2019).
- [S7] J. P. Martínez, S. Léger, N. Gheeraert, R. Dassonneville, L. Planat, F. Foroughi, Y. Krupko, O. Buisson, C. Naud, W. Hasch-Guichard, S. Florens, I. Snyman, and N. Roch, “A tunable Josephson platform to explore many-body quantum optics in circuit-QED,” *npj Quantum Inf.* **5**, 19 (2019).
- [S8] J. R. Johansson, G. Johansson, C. M. Wilson, and F. Nori, “Dynamical Casimir Effect in a Superconducting Coplanar Waveguide,” *Phys. Rev. Lett.* **103**, 147003 (2009).
- [S9] S. Pogorzalek, K. G. Fedorov, L. Zhong, J. Goetz, F. Wulschner, M. Fischer, P. Eder, E. Xie, K. Inomata, T. Yamamoto, Y. Nakamura, A. Marx, F. Deppe, and R. Gross, “Hysteretic Flux Response and Nondegenerate Gain of Flux-Driven Josephson Parametric Amplifiers,” *Phys. Rev. Applied* **8**, 024012 (2017).
- [S10] X. Wang, A. Miranowicz, and F. Nori, “Ideal Quantum Nondemolition Readout of a Flux Qubit without Purcell Limitations,” *Phys. Rev. Applied* **12**, 064037 (2019).
- [S11] X. Gu, A. F. Kockum, A. Miranowicz, Y.-X. Liu, and F. Nori, “Microwave photonics with superconducting quantum circuits,” *Phys. Rep.* **718-719**, 1 (2017).
- [S12] Y. Krupko, V. D. Nguyen, T. Weißl, É. Dumur, J. Puertas, R. Dassonneville, C. Naud, F. W. J. Hekking, D. M. Basko, O. Buisson, N. Roch, and W. Hasch-Guichard, “Kerr nonlinearity in a superconducting Josephson metamaterial,” *Phys. Rev. B* **98**, 094516 (2018).
- [S13] Y. B. Liu and A. A. Houck, “Quantum electrodynamics near a photonic bandgap,” *Nat. Phys.* **13**, 48 (2017).
- [S14] N. M. Sundaresan, R. Lundgren, G.-Y. Zhu, A. V. Gorshkov, and A. A. Houck, “Interacting Qubit-Photon Bound States with Superconducting Circuits,” *Phys. Rev. X* **9**, 011021 (2019).
- [S15] C.-L. Hung, S. M. Meenehan, D. E. Chang, O. Painter, and H. J. Kimble, “Trapped atoms in one-dimensional photonic crystals,” *New J. Phys.* **15**, 083026 (2013).
- [S16] D. E. Chang, J. S. Douglas, A. González-Tudela, C.-L. Hung, and H. J. Kimble, “Colloquium: Quantum matter built from nanoscopic lattices of atoms and photons,” *Rev. Mod. Phys.* **90**, 031002 (2018).
- [S17] J. Koch, T. M. Yu, J. Gambetta, A. A. Houck, D. I. Schuster, J. Majer, A. Blais, M. H. Devoret, S. M. Girvin, and R. J. Schoelkopf, “Charge-insensitive qubit design derived from the Cooper pair box,” *Phys. Rev. A* **76**, 042319 (2007).
- [S18] J. Q. You, X. Hu, S. Ashhab, and F. Nori, “Low-decoherence flux qubit,” *Phys. Rev. B* **75**, 140515 (2007).
- [S19] J. S. Douglas, H. Habibian, C.-L. Hung, A. V. Gorshkov, H. J. Kimble, and D. E. Chang, “Quantum many-body models with cold atoms coupled to photonic crystals,” *Nat. Photon.* **9**, 326 (2015).
- [S20] A. González-Tudela, C.-L. Hung, D. E. Chang, J. I. Cirac, and H. J. Kimble, “Subwavelength vacuum lattices and atom–atom interactions in two-dimensional photonic crystals,” *Nat. Photon.* **9**, 320 (2015).
- [S21] J. D. Hood, A. Goban, A. Asenjo-Garcia, M. Lu, S.-P. Yu, D. E. Chang, and H. J. Kimble, “Atom–atom interactions around the band edge of a photonic crystal waveguide,” *PNAS* **113**, 10507 (2016).
- [S22] J. S. Douglas, T. Caneva, and D. E. Chang, “Photon Molecules in Atomic Gases Trapped Near Photonic Crystal Waveguides,” *Phys. Rev. X* **6**, 031017 (2016).
- [S23] A. González-Tudela and J. I. Cirac, “Markovian and non-Markovian dynamics of quantum emitters coupled to two-dimensional structured reservoirs,” *Phys. Rev. A* **96**, 043811 (2017).
- [S24] C. Cohen-Tannoudji, J. Dupont-Roc, and G. Grynberg, *Atom–Photon Interactions* (Wiley, 1998).
- [S25] W. P. Su, J. R. Schrieffer, and A. J. Heeger, “Solitons in Polyacetylene,” *Phys. Rev. Lett.* **42**, 1698 (1979).
- [S26] T. Ozawa, H. M. Price, A. Amo, N. Goldman, M. Hafezi, L. Lu, M. C. Rechtsman, D. Schuster, J. Simon, O. Zilberberg, and I. Carusotto, “Topological photonics,” *Rev. Mod. Phys.* **91**, 015006 (2019).
- [S27] S. Ryu, A. P. Schnyder, A. Furusaki, and A. W. W. Ludwig, “Topological insulators and superconductors: tenfold way and dimensional hierarchy,” *New J. Phys.* **12**, 065010 (2010).
- [S28] C. L. Kane and T. C. Lubensky, “Topological boundary modes in isostatic lattices,” *Nat. Phys.* **10**, 39 (2013).
- [S29] M. Xiao, Z. Zhang, and C. Chan, “Surface Impedance and Bulk Band Geometric Phases in One-Dimensional Systems,”

[Phys. Rev. X **4**, 021017 \(2014\)](#).

- [S30] E. S. G. Naz, I. C. Fulga, L.-B. Ma, O. G. Schmidt, and J. van den Brink, “Topological phase transition in a stretchable photonic crystal,” [Phys. Rev. A **98**, 033830 \(2018\)](#).
- [S31] M. Lohse, C. Schweizer, O. Zilberberg, M. Aidelsburger, and I. Bloch, “A Thouless quantum pump with ultracold bosonic atoms in an optical superlattice,” [Nat. Phys. **12**, 350 \(2015\)](#).
- [S32] X. Gu, S. Chen, and Y.-X. Liu, “Topological edge states and pumping in a chain of coupled superconducting qubits,” (2017), [arXiv:1711.06829](#).
- [S33] S. Nakajima, T. Tomita, S. Taie, T. Ichinose, H. Ozawa, L. Wang, M. Troyer, and Y. Takahashi, “Topological Thouless pumping of ultracold fermions,” [Nat. Phys. **12**, 296 \(2016\)](#).