

A Bidirectional Tree Tagging Scheme for Joint Medical Relation Extraction

1st Xukun Luo
Peking University
Beijing, China
luoxukun@pku.edu.cn

2nd Weijie Liu
Peking University
Beijing, China
dataliu@pku.edu.cn

3rd Meng Ma
Peking University
Beijing, China
mameng@pku.edu.cn

4th Ping Wang
Peking University
Beijing, China
pwang@pku.edu.cn

Abstract—Joint medical relation extraction refers to extracting triples, composed of entities and relations, from the medical text with a single model. One of the solutions is to convert this task into a sequential tagging task. However, in the existing works, the methods of representing and tagging the triples in a linear way failed to the overlapping triples, and the methods of organizing the triples as a graph faced the challenge of large computational effort. In this paper, inspired by the tree-like relation structures in the medical text, we propose a novel scheme called Bidirectional Tree Tagging (BiTT) to form the medical relation triples into two binary trees and convert the trees into a word-level tags sequence. Based on BiTT scheme, we develop a joint relation extraction model to predict the BiTT tags and further extract medical triples efficiently. Our model outperforms the best baselines by 2.0% and 2.5% in F1 score on two medical datasets. What’s more, the models with our BiTT scheme also obtain promising results in three public datasets of other domains.

Index Terms—medical relation extraction, sequential tagging

I. INTRODUCTION

Medical relation extraction is an important task for building knowledge graphs in the medical domain. Relation extraction (RE) refers to extracting the relations between entity pairs contained in unstructured text such as electronic health records (EHRs) and medication package inserts (MPIs).

The early studies on RE are mainly fallen on pipeline methods, i.e., first identify the entities in a sequence by the named entity recognition (NER) module, and then classify the relation for each entity pair by the relation classification (RC) module [25], [36]. However, in the above methods, the error in NER module would be introduced into the subsequent RC module. Thus, the joint methods were put forward to solve this error propagation problem. These studies can be roughly divided into several paradigms [19], [37], [40], among them, one stream of work is to convert the RE task into the sequential tagging task. The first work on tagging scheme [40] is developed to organize the relation triples in a linear way and turn them into a tagging sequence with the same length s as the input sentence. As [40] needs to compute the probability of different tags for each token, the computational complexity is $O(s|\mathcal{R}|)$, where $|\mathcal{R}|$ is the size of the predefined relation set \mathcal{R} . However, [40] failed to the overlapping triples, i.e., *EntityPairOverlap* (EPO) and *SingleEntityOverlap* (SEO) [37]. Take the first sentence in Figure 1 as an example, the

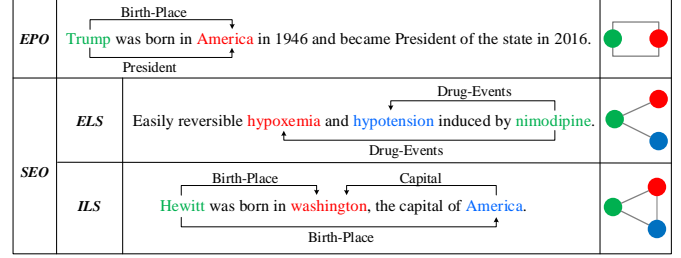


Fig. 1. Examples of the sentences with overlapping triples, including EPO, ELS and ILS.

tagging scheme of [40] is unable to represent both *Birth-Place* and *President* in a single tag for each word. After that, some tagging schemes [3], [32] are proposed to handle the overlapping problem. They formed the relation triples into a graph represented by an adjacency matrix, and obtained a tagging sequence of length s^2 . Though the improved tagging sequences were able to accommodate more information, the computation complexity of training is increased from $O(s|\mathcal{R}|)$ to $O(s^2|\mathcal{R}|)$.

Besides, most of existing medical RE frameworks are based on the RE models specialized to the generic domains. However, the relation structure in the medical domain has different characteristics from other domains. Specifically, from EHRs and MPIs, we found that there are many tree-like relation structures in the medical text. For example, in the second sentence of Figure 1, a drug (*nimodipine*) corresponds to two effects (*hypoxemia* and *hypotension*). Furthermore, drug contains multiple ingredients and can treat multiple symptoms in a MPI.

Inspired by this discovery, in our paper, we employ a forest rather than a graph to represent relation triples in the medical sentence, and convert the forest into a tagging sequence of length $8s$. Specifically, our scheme called Bidirectional Tree Tagging (BiTT) is divided into three steps. First, the triples with the same relation in a sentence are grouped together. Second, the entities and relations in a group are modeled into two binary trees according to the order in which they appear in the sentence. Finally, we establish a mapping between the binary tree and token-level sequence tags so that they can be converted to each other. Our BiTT tags can represent more

triples with low computation complexity of $O(s|\mathcal{R}|)$.

The key contributions are summarized as:

- We propose a novel tagging scheme called BiTT, which apply the forest structure to represent the relation triples in the medical text;
- Based on our BiTT scheme, a joint medical RE model is developed for automatically predicting BiTT tags and extract relation triples;
- The models based on BiTT achieve solid results on two medical datasets and three public generic datasets, which is a unique benefit obtained by effectively handling the overlap issue through the BiTT scheme.

II. RELATED WORK

RE is a core task for text mining and information extraction. Depending on the structural diversity of neural networks, a number of pipeline RE models [28], [33], [36] were proposed with improved effect. The joint RE methods were put forward to solve the error propagation problem of the pipeline methods. Some works [11], [19] extended the RC module to share the encoder representation with the NER module, mitigated the problem of error propagation but still extracted entities and relations in a pipeline way. Some works [3], [30], [40] studied on the sequential tagging based methods, which turned the extracting tasks into a sequence labeling problem, bridging the information gap between the RC and NER steps. They focused on solving the overlapping triple problem and made great progress. However, these works could not deal with some special cases yet or cost much time. Some works [21], [37], [38] directly generated the relational triples by the seq2seq framework. The seq2seq based works did not require complex tagging schemes, yet the maximum length of generated sequence was hard to determine and the decoding step cost much time.

Medical RE is a sub-field of RE, and researchers usually adapted the generic RE models through the challenges in the medical domain. For example, [17] integrated the entity-related information, such as part-of-speech (POS) and medical ontology, into a joint RE model to improve the performance of medical entity recognition. [16] proposed the trainable character embedding in the model to solve the out-of-vocabulary (OOV) problem in the medical text. And [23] exploited the medical knowledge of medicines, and incorporated the medical knowledge database into a RE model for Chinese medicine instructions.

III. METHODOLOGY

In this section, we firstly present our fine-grained division for the sentences with overlapping triples. Then we illustrate how to convert these sentences to BiTT tag sequences and extract triples from the BiTT tags. Finally, we introduce our joint RE model for predicting BiTT tags.

A. Fine-grained Division

As shown in Figure 1, [37] categorized the sentences with overlapping triples into *EPO* and *SEO*. A sentence belongs to

Algorithm 1 Relation-to-Tree

Require: A s -words sentence, S ; An array of m relational triples with the same relation category in S , RT ; An array of n entities in S , EN ;

Ensure: A binary relation tree, B ;

```

1: /* Construct a relation forest. */
2: Initialize  $L = \emptyset$ ,  $F = \emptyset$ ;
3: for each  $i \in [1, n]$  do
4:   Initialize  $l$  = an array of all  $EN_i$ 's location pair in  $S$ ;
5:   Add the elements in  $l$  to  $L$ ;
6: end for
7: Sort  $L$  from small to large according to beginning index;
8: while  $L$  is not empty do
9:   Initialize a tree  $T$  with the root  $L_1$ , remove  $L_1$  from  $L$ ;

10:  for  $i = 2$ ;  $i \leq \text{length}(L)$ ;  $i++$  do
11:    if  $L_i$  not in  $T$  and there is a valid relation between
         $L_i$  and the node in  $T$  then
12:      Remove  $L_i$  from  $L$  and add it to  $T$ ;
13:    end if
14:  end for
15:  Add  $T$  to  $F$ ;
16: end while
17: /* Transform the forest to a binary tree. */
18: Initialize an empty stack  $S_t$ , push the root nodes in  $F$  to
     $S_t$  in order;
19: Initialize a binary tree  $B$  whose root node is  $F_1$ 's root;
20: for  $i = 2$ ;  $i \leq \text{length}(F)$ ;  $i++$  do
21:   Add  $F_i$ 's root to  $B$  as the right child of  $F_{i-1}$ 's root;
22: end for
23: while  $S_t$  is not empty do
24:   Initialize  $node_{cur} = \text{Pop}(S_t)$ ,  $C$  = the children array
        of  $node_{cur}$  in  $F$ ;
25:   Add  $C_1$  to  $B$  as the left child of  $node_{cur}$ ;
26:   for  $i = 2$ ;  $i \leq \text{length}(C)$ ;  $i++$  do
27:     Add  $C_i$  to  $B$  as the right child of  $C_{i-1}$ ;
28:   end for
29:   Push the children of  $node_{cur}$  to  $S_t$  in order;
30: end while

```

EPO if there are some triples whose entity sets $(\{e_1, e_2\})$ are the same, and belongs to *SEO* if there are some triples whose entity sets are different and contain at least one overlapping entity. Note that a sentence can pertain to the intersection of *EPO* and *SEO*. To separately handle the tree-like relation structures in the medical text, we further divide *SEO* into *ExcludeLoopSentences* (*ELS*) and *IncludeLoopSentences* (*ILS*) based on the existence of relation loops. A sentence belongs to *ILS* if there are some triples whose entity sets satisfy following conditions: (1) they are different; (2) each of them has at least one overlapping entity; (3) some of them contain two overlapping entities. A sentence belongs to *ELS* if it pertains to *SEO* but is not an *ILS* sentence. Note that there is at least one loop in the relation graph of an *ILS* sentence and no loop in the relation graph of an *ELS* sentence without considering the

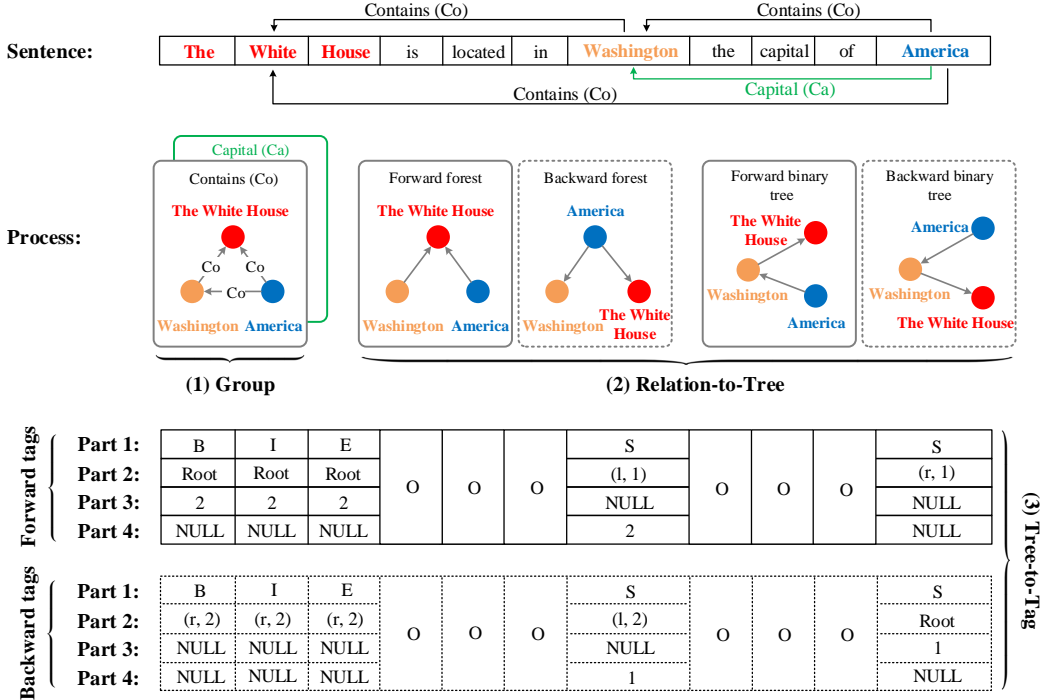


Fig. 2. Our Bidirectional Tree Tagging (BiTT) Scheme. Take the triples with the relation category *Contains* as examples.

edges' direction. Based on the statistics of the datasets from different domains in Table I, most of the medical sentences with overlapping triples belong to *ELS*.

B. Bidirectional Tree Tagging Scheme

We propose a novel tagging scheme called BiTT, which uses two binary tree structures to incorporate the three kinds of sentence in Section III-A. We show an example in Figure 2 to detail our handling approach and algorithm for different classes.

1) *EPO Handling*: Though there are some triples whose entity sets are the same in the *EPO* sentences, their relation categories are different from each other. Hence we group the corresponding triples together with the same relation category in a sentence and label them respectively. For example, as shown in Figure 2, $(America, Capital, Washington)$ with the relation category *Capital* is divided into an independent group, and triples with the relation category *Contains* are aggregated into another group. Note that although the triple groups are labeled respectively, all triples are predicted simultaneously by the joint RE model to preserve their correlations.

2) *ELS Handling*: The most remarkable feature for the triples in an *ELS* sentence is that, there is no loop in its relation graph, thus the triples can be completely represented as a forest. We handle the *ELS* sentences with a Tree Tagging scheme, which consists of two steps.

Relation-to-Tree The pseudo code is presented in **Algorithm 1**. First, obtain the positions of all entities in a sentence

and construct a relation forest according to the entities' forward appearing order. Take the first entity as the root of the first tree T_1 , and then recurrently go through other entities from left to right, add the entities having relations with T_1 's nodes to T_1 gradually. When the remaining entities can no longer be added to the current tree, select the first entity of remains as a new tree T_i 's root and apply previous operations on T_i until there is no entity left. After that, all trees are aggregated into a forest F . Second, we convert F into a binary tree B . For an entity node e in F , e 's first child becomes e 's left child in B , and right adjacent brother becomes e 's right child in B . For example, the node *Washington* is the first child of *The White House* and the left brother of *America* in the forward forest in Figure 2. Therefore, *Washington* becomes the left child of *The White House* and *America* becomes *Washington*'s right child in the forward binary tree. Note that we add the annotation *Brother* on an edge in B if the nodes connected by the edge used to be two root nodes in F . Besides, every edge is directional, from e_1 to e_2 in a specific triple.

Tree-to-Tag We assign a tag for every single word in the sentence according to the binary relation tree B from *Relation-to-Tree* step. If a word does not belong to any entity, its tag will be "O". If a word is a part of an entity node e , its tag will be a combination of following four parts:

- Part 1 (P_1) indicates the position of a word in the entity node e with the "BIES" signs, i.e., $P_1 \in \{B(begin), I(in), E(end), S(single)\}$.
- Part 2 (P_2) indicates the information on the edge between

e and its parent in B . $P_2 = \text{Root}$ when e is the root of B . And $P_2 = \text{Brother}$ when the annotation on the edge is also *Brother*. Except, $P_2 = (\text{Child}_2, \text{Role}_2)$, where $\text{Child}_2 \in \{l(\text{left}), r(\text{right})\}$ indicates if e is the left or right child of its parent, and $\text{Role}_2 \in \{1(e_1), 2(e_2)\}$ shows the entity role of e pointed out by the direction of the edge.

- Part 3 (P_3) indicates the information on the edge between e and its left child in B . $P_3 = \text{NULL}$ when e has no left child. Except that, $P_3 = \text{Role}_3$, where $\text{Role}_3 \in \{1(e_1), 2(e_2)\}$.
- Part 4 (P_4) indicates the information on the edge between e and its right child in B . $P_4 = \text{NULL}$ when e has no right child. $P_4 = \text{Brother}$ when the annotation on the edge is also *Brother*. Except, $P_4 = \text{Role}_4$, where $\text{Role}_4 \in \{1(e_1), 2(e_2)\}$.

3) *ILS Handling*: Since there is at least one loop in the relation graph of an *ILS* sentence, the triples can not be absolutely represented by a single forest. To solve the problem, we simply build another forest according to the entities' backward appearing order, then convert it to a backward binary tree, and obtain the backward tree tags for a sentence. We apply the forward tags and the backward tags to accommodate more triples.

C. Tags to Triples

For the forward tags, first find all root nodes in the forest by the condition of $P_2 = \text{Root}$ or $P_2 = \text{Brother}$. Then we start from these root nodes, recursively match P_3 or P_4 of the nodes already in forest with other nodes' P_2 to reconnect the edges between the node pairs. If a parent node can match more than one node as its left (or right) child, we select the nearest node behind of it, since we take the entities' appearing order into account when building the forest in the first step of the Tree Tagging scheme in Section III-B2. What's more, when rebuilding the relation tree, if a child or brother node is missed, our algorithm simply ignore it and discard its sub-tree. After reconstructing the forest, we can recursively extract the relational triples in the sentence from it.

The operation on the backward tags is the same as that on the forward tags. Except that when a parent node can match more than one node as its left (or right) child, we select the nearest node before it.

D. Joint Relation Extraction Model

In this section, we introduce our joint RE model in four parts, i.e., the text embedding module, the encoder module, the decoder module and our loss function respectively.

1) *Text Embedding*: For a given word w in the input sentence, the representation $e \in \mathbb{R}^d$ of w from the text embedding module is concatenate by four parts:

$$e = \text{Linear}([e^w; e^l; e^c; e^p]) \quad (1)$$

where $e^w \in \mathbb{R}^{d_w}$ is the word embedding, $e^l \in \mathbb{R}^{d_l}$ is the pre-trained contextualized word embedding from language models such as BERT [4], $e^c \in \mathbb{R}^{d_c}$ is the character embedding, and $e^p \in \mathbb{R}^{d_p}$ is the part-of-speech (POS) embedding.

2) *Encoder*: The encoder module aims to extract a context vector representation for each word in the sentence. In this paper, we adopt the Bi-directional Long Short-Term Memory (Bi-LSTM) layers and the multi-head self-attention layers as the encoder.

A Bi-LSTM layer consists of a forward LSTM [9] and a backward one. Denote the word embedding vectors of a sentence with s words as $V = [e_1, \dots, e_s]$. The output o_t and the hidden state h_t of the t -th word w_t from LSTM are:

$$o_t, h_t = \text{lstm_block}(e_t, h_{t-1}) \quad (2)$$

where $\text{lstm_block}(\cdot)$ is the function of a memory block in LSTM. We concatenate the two hidden states corresponding to the same word together as the Bi-LSTM hidden state. Thus, the Bi-LSTM hidden state \dot{h}_t of the t -th word w_t is:

$$\dot{h}_t = [\vec{h}_t, \overleftarrow{h}_{s-t+1}] \quad (3)$$

where \vec{h}_t and $\overleftarrow{h}_{s-t+1}$ are respectively the hidden states of w_t in the forward LSTM and the backward one.

The multi-head self-attention layer, the main component in the Transformer [27] encoder, is represented mathematically as follow:

$$\text{MultiHead}(\mathbf{H}) = [\text{head}_1(\mathbf{H}); \dots; \text{head}_h(\mathbf{H})] \quad (4)$$

$$\text{head}_i(\mathbf{H}) = \text{Atten}(\mathbf{H}\mathbf{W}_i^Q, \mathbf{H}\mathbf{W}_i^K, \mathbf{H}\mathbf{V}_i^Q) \quad (5)$$

$$\text{Atten}(\mathbf{Q}, \mathbf{K}, \mathbf{V}) = \text{softmax}\left(\frac{\mathbf{Q}\mathbf{K}^T}{\sqrt{d_k}}\right)\mathbf{V} \quad (6)$$

Here $\mathbf{H} \in \mathbb{R}^{s \times d_h}$ denotes the hidden state matrix $[\dot{h}_1, \dots, \dot{h}_s]$ of the input sentence from the last Bi-LSTM layer. $\mathbf{W}_i^Q, \mathbf{W}_i^K$ and \mathbf{V}_i^Q are learnable matrices. h indicates the number of heads and $d_k = d_h/h$ means the size of the key vector.

3) *Decoder*: The decoder module is designed to parse the word representations and then predict the BiTT tags for each word. In this paper, it consists of a series of Linear layers. And there are two alternative construction methods for the Linear layers to predict BiTT tags, i.e., one-head and multi-head. Take a forward tree tag as example, the former means that concatenate the four parts of the tag as one label and predict it by a single Linear layer, like the work in [40]. The latter predicts these four parts separately with four Linear layers, requiring fewer parameters. In this study, we employ the multi-head mechanism to reduce the computational costs.

4) *Loss Function*: The loss function for training the forward or backward tags is a weighted bias objective function defined by:

$$L = \lambda_1 L_1 + \lambda_2 L_2 + \lambda_3 L_3 + \lambda_4 L_4 \quad (7)$$

where $L_j (j \in \{1, 2, 3, 4\})$ are the same bias cross entropy functions as [40] for the four parts of BiTT tags respectively, λ_j are the weights for L_j . We obtain L^f for the forward tags and L^b for the backward tags by Eq.(7), then define the total loss L^T of our framework as follow:

$$L^T = L^f + \gamma L^b \quad (8)$$

where γ is a weight hyperparameter.

IV. EXPERIMENTS

A. Experimental Setting

Datasets We evaluate our BiTT scheme on five datasets, including two medical datasets (ADE [6] and CMeIE [8]) and three datasets (NYT [24], WebNLG [7] and DuIE [14]) from other domains.

ADE, collected from the English medical reports, contains 4.2k samples with the relation *Adverse-Effect*. Following previous work [34], the samples with overlapping entities are filtered out and the 10-fold cross validation is performed for ADE in our experiment. CMeIE is a Chinese medical dataset constructed by several rounds of manual annotation. It consists of 28k sentences and 44 relations derived from medical textbooks and clinical practices.

NYT contains 66.1k sentences with 24 relation categories from New York Times news. We adopt the preprocessed version released by [37]. WebNLG is an English dataset created for Natural Language Generation (NLG) task. It was adapted for RE task and released by [37], which contains 6.2k sentences and 246 relation types. DuIE, consisting of 214.7k sentences with 49 relation categories, is a big Chinese dataset released by Baidu Inc. for RE. Since the testing set of DuIE is not available, we randomly separate the training set into a new validation set (20k samples) and a new training set (153.1k samples), and take the old validation set as the testing set (21.6k samples).

Table I illustrates some statistics of the samples with overlapping triples in the five datasets. It indicates that the overlapping triple problem is very common in all datasets. Besides, in the medical datasets, the samples with overlapping triples have a high proportion of *ELS* samples, reaching more than 87%. However, this pattern may not apply to the datasets in other domains, e.g., the sentences with overlapping triples have a low proportion of *ELS* sentences at only 42.2%.

Metrics We employ micro Precision (*Prec*), Recall (*Rec*) and F1 score (*F1*) to evaluate the performance of our models. We consider a predicted triple (e_1, r, e_2) as a correct one only if e_1 , e_2 and r are all correct. Note that some original achievements of baselines evaluate the performance by Partial Matching, which means that (e_1, r, e_2) is simply regarded as a correct triple if the first (or last) tokens of two entities (e_1 and e_2) and r are correct.

Implementation Details For the medical datasets, we apply the model called BiTT-Med mentioned in Section III-D for prediction of BiTT tagging sequence and extraction of relation triples. In the text embedding module, the hidden sizes of different embedding vectors are $d_w = d_c = d_p = 100$ and $d_l = d = 768$. The pre-trained GloVe [22] vectors are used to initialize the word embedding e_w . The contextualized word embedding e_l is fixed and initialized by the vectors from the pre-trained BERT-base encoder. The character embedding is randomly initialized and computed by an LSTM [12] to cope with the OOV problem. And the POS tagging sequence of the input sentence is generated by SpaCy [10]. In the encoder module, the number of Bi-LSTM layers in the encoder module

TABLE I
STATISTICS OF THE TRAINING SET AND THE TESTING SET OF THE FIVE DATASETS. *ELS Ratio* INDICATES *ELS* / OVERLAP SAMPLES.

Dataset	<i>EPO</i>	<i>ELS</i>	<i>ILS</i>	Overlap Samples	<i>ELS Ratio</i>
ADE [6]	118	1,216	159	1,391	0.874
CMeIE [8]	381	8,805	457	9,213	0.956
NYT [24]	17,004	10,740	2,006	25,422	0.422
WebNLG [7]	622	2,894	1,294	3,957	0.731
DuIE [14]	15,672	94,891	11,780	109,675	0.865

is 2 and the hidden size is 768. The number of multi-head self-attention layers is 2 and the number of head is $h = 8$. As for the loss function, in order to balance the loss of each part of the BiTT tags, we adopt $\lambda_1 = 8/6$, $\lambda_2 = 8/8$, $\lambda_3 = 8/5$ and $\lambda_4 = 8/6$ in Eq.(7), since the number of optional labels in the four parts are 6, 8, 5 and 6 after adding the tag “O” and the padding tag respectively. And we set $\gamma = 1$ in Eq.(8). Besides, the maximum length of an input sentence, the batch size and the learning rate are set to 128, 8 and $1e-4$ respectively. And the training operation is terminated when the *F1* on validation set no longer rises. Besides, in Table II, some baselines on CMeIE dataset is upgraded by ourselves for a further comparison. We simply substitute our text embedding module for the word embedding layers of the original achievements their papers.

For the other three datasets, due to the large amount of training data and the absence of medical proper nouns in the generic datasets, we simplify BiTT-Med and obtain two new models called BiTT-LSTM and BiTT-BERT. Through these two models we can evaluate the performance of the BiTT scheme on generic domains. Specifically, we replace the text embedding layer of BiTT-Med with a learnable GloVe embedding in BiTT-LSTM and an unfixed BERT-base encoder in BiTT-BERT. The warm up rate in BiTT-BERT is set to 0.1. And we remove the multi-head self-attention layers of BiTT-Med in these two models. What’s more, similar to the experiments on the medical datasets, in Table III, we apply the BERT-base encoder as the word embedding layer of some baseline models and report the results. Note that the evaluation metrics in original NovelTagging and GraphRel are much looser than that for their upgraded version with BERT in our experiment, which makes the results of upgraded models with BERT look worse.

B. Baseline Models

For comparison, we employ 13 models as baselines, which can be roughly divided into one-stage models and two-stage models. The one-stage models output both entities and relations at the same time, including Neural Joint [17], NovelTagging [40], Rel-Metric [26], PA [3], GraphRel [5], Table-Sequence [29], TPLinker [32], and PFN [34]. The two-stage models identify the entities firstly and then classify the relations of all entity pairs, or identify the head entities first and then find out the tail entities based on the relation categories

TABLE II

THE PERFORMANCE COMPARISON OF DIFFERENT METHODS ON ADE AND CMeIE. ♡ INDICATES THAT THE RESULTS ON CMeIE IS UPGRADED FROM ORIGINAL ACHIEVEMENTS BY OUR TEXT EMBEDDING MODULE. THE MAIN ENCODERS APPLIED IN DIFFERENT MODELS: L = LSTM, L+C = LSTM + CNN, ALB = ALBERT-XXLARGE-V1, Bb = BERT-BASE, Bb+G = BERT-BASE + GCN.

Model	Encoder	<i>Prec</i>	<i>Rec</i>	<i>F1</i>
ADE				
Neural Joint [17]	L	64.0	62.9	63.4
Multi-head [1]	L	72.1	77.2	74.5
Multi-head + AT [2]	L	-	-	75.5
Rel-Metric [26]	L+C	<u>77.4</u>	<u>77.3</u>	77.3
Table-Sequence [29]	ALB	-	-	<u>80.1</u>
PFN [34]	Bb	-	-	80.0
BiTT-Med (Ours)	Bb	83.1	81.3	82.1
CMeIE				
NovelTagging [40] ♡	Bb	51.4	17.1	25.6
GraphRel-1p [5] ♡	Bb+G	31.2	26.0	28.4
GraphRel-2p [5] ♡	Bb+G	28.5	23.1	25.5
CasRel [30] ♡	Bb	<u>53.5</u>	<u>28.2</u>	37.0
ER+RE [35]	ALB	-	-	47.6
BiTT-Med (Ours)	Bb	55.6	45.5	50.1

for each head entity. The corresponding representative methods include Multi-head [1], Multi-head + AT [2], CopyRE [37], CopyMTL [38] and CasRel [30].

C. Results

Compared Results on Medical Datasets Table II presents the comparison of BiTT-Med with previous methods on two medical datasets. Our BiTT-Med achieves solid *F1* scores on ADE and CMeIE, which are 82.1% and 50.1%. On ADE, our model outperforms Table-Sequence by 2.0% in *F1*, and outperforms Rel-Metric by 5.7% in *Prec* and 4.0% in *Rec*. On CMeIE, our model outperforms ER+RE by 2.5% in *F1*, and outperforms CasRel by 2.1% in *Prec* and 17.3% in *Rec*. This indicates the effectiveness of our model for jointly extracting medical entities and relations.

Compare Results on Common Datasets To further evaluate the performance of our BiTT scheme on the joint RE task, we apply our BiTT-LSTM and BiTT-BERT models on three generic datasets. Table III shows the comparison of our models with baselines on NYT, WebNLG and DuIE. For BiTT-LSTM, it achieves ideal *F1* scores on NYT and WebNLG, which are 71.1% and 73.8%. BiTT-LSTM outperforms CopyMTL-One by 7.6% and 11.1% in *Rec* on NYT and WebNLG. There is an impressive *Rec* gap between BiTT-LSTM and the baselines without BERT encoder, which verifies the utility of BiTT scheme when dealing with overlapping triples. For BiTT-BERT, it also achieves solid *F1* scores close to CasRel and TPLinker on NYT, WebNLG and DuIE datasets, which are 88.9% , 86.2% and 78.0% respectively. And BiTT-BERT achieve the best *Prec* on three datasets, which are 89.7%, 89.1% and 75.7%. In addition, we note that the sequential tagging based models (NovelTagging, CasRel, TPLinker and BiTT-BERT) achieve higher *Prec* than other models. It proves

TABLE III

THE PERFORMANCE COMPARISON OF DIFFERENT METHODS ON NYT, WEBNLG AND DuIE. ♠ INDICATES THE METRICS FOR THE MODELS FOLLOW PARTIAL MATCHING. ♡ INDICATES THAT THE RESULTS ON NYT AND DuIE IS UPGRADED FROM ORIGINAL ACHIEVEMENTS BY THE BERT-BASE ENCODER. THE MAIN ENCODERS APPLIED IN DIFFERENT MODELS: L = LSTM, L+G = LSTM + GCN, Bb = BERT-BASE, Bb+G = BERT-BASE + GCN.

Model	Encoder	<i>Prec</i>	<i>Rec</i>	<i>F1</i>
NYT				
NovelTagging [40] ♠	L	62.4	31.7	42.0
CopyRE-Mul [37] ♠	L	61.0	56.6	58.7
GraphRel-2p [5] ♠	L+G	63.9	60.0	61.9
PA [3]	L	49.4	59.1	53.8
CopyMTL-Mul [38]	L	75.7	68.7	72.0
NovelTagging [40] ♡	Bb	<u>89.0</u>	55.6	69.3
CopyRE-Mul [37] ♡	Bb	39.1	36.5	37.8
GraphRel-2p [5] ♡	Bb+G	82.5	57.9	68.1
CasRel [30] ♠	Bb	89.7	89.5	89.6
BiTT-LSTM (Ours)	L	66.5	76.3	71.1
BiTT-BERT (Ours)	Bb	89.7	<u>88.0</u>	<u>88.9</u>
WebNLG				
NovelTagging [40] ♠	L	52.5	19.3	28.3
CopyRE-Mul [37] ♠	L	37.7	36.4	37.1
GraphRel-2p [5] ♠	L+G	44.7	41.1	42.9
CopyMTL-Mul [38]	L	58.0	54.9	56.4
TPLinker [32]	Bb	<u>88.9</u>	84.5	86.7
BiTT-LSTM (Ours)	L	83.8	66.0	73.8
BiTT-BERT (Ours)	Bb	89.1	<u>83.0</u>	<u>86.2</u>
DuIE				
NovelTagging [40] ♡	Bb	<u>75.0</u>	38.0	50.4
GraphRel-1p [5] ♡	Bb+G	52.2	23.9	32.8
GraphRel-2p [5] ♡	Bb+G	41.1	25.8	31.8
CaseRel [30] ♡	Bb	75.7	<u>80.0</u>	<u>77.8</u>
BiTT-BERT (Ours)	Bb	75.7	80.6	78.0

the superiority of the sequential tagging based methods for conservative prediction. However, BiTT-BERT does not perform as well as the best method on NYT and WebNLG. It probably results from the fact that the proportion of *ELS* sentences in the samples with overlapping triples of NYT and WebNLG are 42.2% and 73.1%, which are not as large as in DuIE. This demonstrates the advantages of our BiTT scheme for handling *ELS* sentences.

D. Efficiency of BiTT based models

Our BiTT based models can predict the BiTT tags with low computation complexity of $O(s|\mathcal{R}|)$, thus have higher efficiency compared to graph-based and two-stage models. First, we compare our BiTT-BERT model with the one-stage baselines. As shown in Figure 3, in our experiments on NYT, most of baseline models with BERT-base encoder converge at a similar epoch, i.e., about the 15th epoch. Besides, the number of decoder parameters in our BiTT-BERT (48.9M) is almost the same as that in NovelTagging (47.3M) and much less than that in other one-stage baseline models, i.e., GraphRel-2p (106.4M) and TPLinker (1293.3M). This indicates that with the same encoder, the converge speed of our framework is

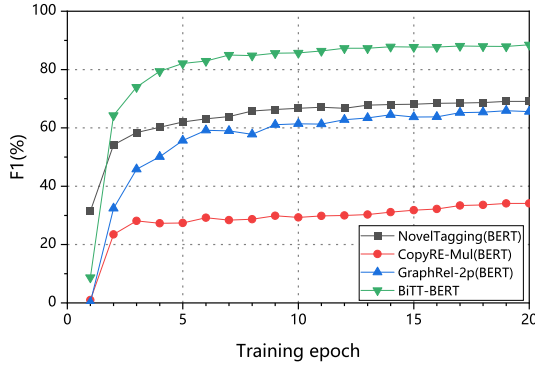


Fig. 3. The training curves of different models with BERT-base encoder on the NYT dataset.

much faster than Graph-Rel and TPLinker. Second, we compare our BiTT-BERT with the competitive two-stage baseline CasRel. We measure the time of a training epoch (traversing all triples in the WebNLG training set) for BiTT-BERT and CasRel on a same NVIDIA GeForce RTX 2080 Ti. The result is that BiTT-BERT takes 255.0s and CasRel takes 1701.2s. CasRel takes about 6.7 times longer to traverse the dataset than BiTT-BERT, since the two-stage model CasRel copies a sentence into multiple samples for training based on the number of head entities.

E. Ablation Study

As is shown in Table IV, to explore the effects of the handling methods for overlapping triples in BiTT scheme and our decoder architecture, we perform the ablation tests based on BiTT-BERT and the NYT dataset. BiTT-BERT “w/o Group” means that the “EPO Handling” described in Section III-B1 is dropped while replaced by adding the relation categories information to P_2 , P_3 and P_4 of the BiTT tags. BiTT-BERT “w/o Bidirectional” implies that we only build the forward forest in a sentence and then generate the forward tags, BiTT-BERT “w/o Multi-head” indicates that the multi-head structure in our framework is substituted by the one-head structure, which is illustrated in the decoder module of our joint RE model in Section III-D.

From Table IV, we have observed some impressive facts when comparing these three ablation tests with BiTT-BERT. First, the grouping operation greatly improves the performance of our framework on not only *EPO* (17.2%) but also *ELS* (11.1%) and *ILS* (17.2%), since it reduces a complex relation graph into several simpler ones in a sentence. And it also reduces the categories of BiTT tags, since the information of relation categories and entity types does not need to be added to the tags. Second, the backward forest can effectively supplement the triples that cannot be totally represented by a single forward forest, which provides an *F1* score boost of 10.8% for *ILS* sentences. The backward forest also boosts the *F1* score on *EPO* and *ELS* sentences by 1.0% and 2.8%. This indicates that when the sub-tree of a node is discarded due to the wrong prediction of the forward forest, the backward

TABLE IV
THE RESULTS OF THE ABLATION STUDY ON BiTT-BERT MODEL AND THE NYT DATASET. *F1-EPO*, *F1-ELS*, *F1-ILS* ARE THE *F1* SCORES ON THE *EPO*, *ELS* AND *ILS* SENTENCES. *F1-ALL* IS THE *F1* SCORE ON ALL SENTENCES. THE SCALE OF DECODER PARAMETERS IS MILLION (M), AND THE SCALE OF TRAINING TIME IS SECOND PER EPOCH (S/EPOCH).

Metrics	w/o Group	w/o Bidirectional	w/o Multi-head	BiTT-BERT
<i>F1-EPO</i>	74.0	90.2	90.2	91.2
<i>F1-ELS</i>	76.2	84.5	85.5	87.3
<i>F1-ILS</i>	68.3	74.7	81.8	85.5
<i>F1-All</i>	81.9	88.2	87.7	88.9
Decoder Params	71.3	48.0	68.5	48.9
Training Time	-	-	2125.0	1739.0

forest can supplement the information of the missing node. Last, compared with the one-head structure, the multi-head structure can decrease the parameters of the decoder module, thus lessen the computation burden and the training time in an epoch. Besides, the *F1* score of multi-head is 1.2% higher than one-head. This indicates that multi-head does not make the interaction of the four parts of BiTT labels less, but makes the labels with fewer occurrences to be trained more.

V. CONCLUSION

In this paper, motivated by the tree-like relation structures in the medical text, we propose a Bidirectional Tree Tagging (BiTT) scheme to label the overlapping entities and relations in medical sentences with solid accuracy and high efficiency. We build up a jointly RE model called BiTT-Med and two simplified versions (BiTT-LSTM and BiTT-BERT) for experiments. The results on two public medical datasets and three generic datasets demonstrate that our proposal outperforms several baselines, especially when processing the *ELS* cases.

Our future work aims to improve the BiTT scheme and the RE models in following aspects. (1) When extracting results from BiTT tags, we will try reconstructing a binary forest instead of a binary tree to reduce the error propagation if a node is dropped. (2) More rule restrictions for BiTT will be proposed to make it more robust. (3) We will apply more powerful pre-trained encoders to the extraction framework for better performance.

REFERENCES

- [1] G. Bekoulis, J. Deleu, T. Demeester and C. Develder, “Joint entity recognition and relation extraction as a multi-head selection problem,” *Expert Systems with Applications*, 2018, pp. 34–45.
- [2] G. Bekoulis, J. Deleu, T. Demeester and C. Develder, “Adversarial training for multi-context joint entity and relation extraction,” in *Proceedings of EMNLP*, 2018, pp. 2830–2836.
- [3] D. Dai, X. Xiao, Y. Lyu, S. Dou, Q. She and H. Wang, “Joint extraction of entities and overlapping relations using position-attentive sequence labeling,” in *Proceedings of AAAI*, 2019, pp. 6300–6308.
- [4] J. Devlin, M. W. Chang, K. Lee and K. Toutanova, “BERT: pre-training of deep bidirectional transformers for language understanding,” in *Proceedings of ACL*, 2019, pp. 4171–4186.
- [5] T. J. Fu, P. H. Li and W. Y. Ma, “GraphRel: modeling text as relational graphs for joint entity and relation extraction,” in *Proceedings of ACL*, 2019, pp. 1409–1418.

- [6] H. Gurulingappa, A. Mateen, Angus, J. Fluck, M. Hofmann-Apitius and L. Toldo, "Development of a benchmark corpus to support the automatic extraction of drug-related adverse effects from medical case reports," *J. Biomed. Informatics*, vol. 45, no. 5, pp. 885-892, 2012.
- [7] C. Gardent, A. Shimorina, S. Narayan and L. Perez-Beltrachini, "Creating training corpora for NLG micro-planners," in *Proceedings of ACL*, 2017, pp. 179-188.
- [8] T. Guan, H. Zan, X. Zhou, H. Xu, and K Zhang. "CMeIE: construction and evaluation of Chinese medical information extraction dataset," In *proceedings of NLPCC*, 2020.
- [9] S. Hochreiter and J. Schmidhuber, "Long short-term memory," *Neural Comput.*, pp. 1735-1780, 1997.
- [10] M. Honnibal and M. Johnson, "An improved non-monotonic transition system for dependency parsing," in *Proceedings of EMNLP*, 2015, pp. 1373-1378.
- [11] A. Katiyar and C. Cardie, "Investigating LSTMs for joint extraction of opinion entities and relations," in *Proceedings of ACL*, 2016, pp. 919-929.
- [12] G. Lample, M. Ballesteros, S. Subramanian, K. Kawakami, and C. Dyer. "Neural architectures for named entity recognition," In *Proceedings of HLT-NAACL*, 2016.
- [13] Q. Li and H. Ji, "Incremental joint extraction of entity mentions and relations," in *Proceedings of ACL*, 2014, pp. 402-412.
- [14] S. Li, W. He, Y. Shi, W. Jiang, H. Liang and Y. Jiang, et al., "DuIE: a large-scale chinese dataset for information extraction," in *Proceedings of NLPCC*, 2019, pp. 791-800.
- [15] F. Li, M. Zhang, G. Fu, T. Qian and D. Ji, "A bi-lstm-rnn model for relation classification using low-cost sequence features," *CoRR*, vol. abs/1608.07720, 2016.
- [16] F. Li, M. Zhang, G. Fu and D. Ji, "A neural joint model for entity and relation extraction from biomedical text," *BMC Bioinform.*, vol. 18, no. 1, pp. 198:1-198:11, 2017.
- [17] F. Li, Y. Zhang and D. Ji, "Joint models for extracting adverse drug events from biomedical text," in *Proceedings of IJCAI*, 2016, pp. 2838-2844.
- [18] M. Mintz, S. Bills, R. Snow and D. Jurafsky, "Distant supervision for relation extraction without labeled data," in *Proceedings of ACL and AFNLP*, 2009, pp. 1003-1011.
- [19] M. Miwa and M. Bansal, "End-to-end relation extraction using LSTMs on sequences and tree structures," in *Proceedings of ACL*, 2016, pp. 1105-1116.
- [20] M. Miwa and Y. Sasaki, "Modeling joint entity and relation extraction with table representation," in *Proceedings of EMNLP*, 2014, pp. 1858-1869.
- [21] T. Nayak and H. Tou, "Effective modeling of encoder-decoder architecture for joint entity and relation extraction," in *Proceedings of AAAI*, 2020, pp. 8528-8535.
- [22] J. Pennington, R. Socher and C. Manning, "Glove: global vectors for word representation," in *Proceedings of EMNLP*, 2014, pp. 1532-1543.
- [23] T. Qi, S. Qiu, X. Shen, H. Chen, S. Yang and H. Wen, et al., "KeMRE: knowledge-enhanced medical relation extraction for chinese medicine instructions," *J. Biomed. Informatics*, vol. 120, pp. 103834, 2021.
- [24] S. Riedel, L. Yao and A. McCallum, "Modeling relations and their mentions without labeled text," in *Proceedings of ECML-PKDD*, 2010, pp. 148-163.
- [25] R. Socher, B. Huval, C. D. Manning and A. Y. Ng, "Semantic compositionality through recursive matrix-vector spaces," in *Proceedings of EMNLP*, 2012, pp. 1201-1211.
- [26] T. Tran, R. Kavuluru, "Neural metric learning for fast end-to-end relation extraction," *CoRR*, vol. abs/1905.07458, 2019.
- [27] A. Vaswani, N. Shazeer, N. Parmar, J. Uszkoreit, L. Jones and A. N. Gomez, et al., "Attention is all you need," in *Advances in NeurIPS*, 2017, pp. 5998-6008.
- [28] N. T. Vu, H. Adel, P. Gupta and H. Schutze, "Combining recurrent and convolutional neural networks for relation classification," in *Proceedings of ACL*, 2016, pp. 534-539.
- [29] J. Wang and W. Lu, "Two are better than one: Joint entity and relation extraction with table-sequence encoders," in *Proceedings of EMNLP*, 2020, pp. 1706-1721.
- [30] Z. Wei, J. Su, Y. Wang, Y. Tian and Y. Chang, "A novel cascade binary tagging framework for relational triple extraction," in *Proceedings of ACL*, 2020, pp. 1476-1488.
- [31] Y. Wu, M. Schuster, Z. Chen, Q. V. Le, M. Norouzi and W. Macherey et al., "Google's neural machine translation system: bridging the gap between," *CoRR*, vol. abs/1609.08144, 2016.
- [32] Y. Wang, B. Yu, Y. Zhang, T. Liu, H. Zhu and L. Sun, "TPLinker: single-stage joint extraction of entities and relations through token pair linking," in *Proceedings of COLING*, 2020, pp. 1572-1582.
- [33] Y. Xu, L. Mou, G. Li, Y. Chen, H. Peng and Z. Jin, "Classifying relations via long short term memory networks along shortest dependency paths," in *Proceedings of EMNLP*, 2015, pp. 1785-1794.
- [34] Z. Yan, C. Zhang, J. Fu, Q. Zhang and Z. Wei, "A Partition Filter Network for Joint Entity and Relation Extraction", in *Proceedings of EMNLP*, 2021, pp. 185-197.
- [35] N. Zhang, M. Chen, Z. Bi, X. Liang, L. Li and X. Shang, et al., "CBLUE: a chinese biomedical language understanding evaluation," in *Proceedings of ACL*, 2022, pp. 7888-7915.
- [36] D. Zeng, K. Liu, S. Lai, G. Zhou and J. Zhao, "Relation classification via convolutional deep neural network," in *Proceedings of COLING*, 2014, pp. 2335-2344.
- [37] X. Zeng, D. Zeng, S. He, K. Liu and J. Zhao, "Extracting relational facts by an end-to-end neural model with copy mechanism," in *Proceedings of ACL*, 2018, pp. 506-514.
- [38] D. Zeng, H. Zhang and Q. Liu, "CopyMTL: copy mechanism for joint extraction of entities and relations with multi-task learning," in *Proceedings of AAAI*, 2020, pp. 9507-9514.
- [39] Z. Zhao, H. Chen, J. Zhang, X. Zhao, T. Liu and W. Lu, et al., "UER: an open-source toolkit for pre-training models," in *Proceedings of EMNLP-IJCNLP*, 2019, pp. 241-246.
- [40] S. Zheng, F. Wang, H. Bao, Y. Hao, P. Zhou and B. Xu, "Joint extraction of entities and relations based on a novel tagging scheme," in *Proceedings of ACL*, 2017, pp. 1227-1236.