

A Bidirectional Tree Tagging Scheme for Jointly Extracting Overlapping Entities and Relations

Xukun Luo, Weijie Liu, Meng Ma, Ping Wang
Peking University, Beijing, China

November 21, 2021

Abstract

Joint extraction refers to extracting triples, composed of entities and relations, simultaneously from the text with a single model, but the existing methods rarely work well on sentences with overlapping issue, i.e., the same entity is included in multiple triples. In this paper, we propose a novel Bidirectional Tree Tagging (BiTT) scheme to label overlapping triples in the text. In a sentence, the triples with the same relation category are especially represented as two binary trees, each of which is converted into a word-level tags sequence to label each word. Based on our BiTT scheme, we develop an end-to-end classification framework to predict the BiTT tags. We adopt the Bi-LSTM layers and a pre-trained BERT encoder respectively as its encoder module, and obtain promising results in a public English dataset as well as a Chinese one. The source code is publicly available at <https://anonymous/for/review>.

1 Introduction

Relation extraction(RE), as an important task for building knowledge graphs, refers to extracting the relations between entity pairs contained in unstructured text based on predefined entity and relation categories. The relationship between an entity pair can be formalized as a relational triple t :

$$t = (e_1, r, e_2) \quad (1)$$

where e_1 is the head entity, e_2 is the tail entity, and r represents a specific relation category between them.

The early researches of RE are mainly based on the pipeline method [14, 19], whose process is to first identify the entities by a named entity recognition (NER) module, then combine the entities in pairs to classify their relations with a relation classification (RC) module, and finally output valid triples. However, the pipeline method is faced with the error propagation problem, i.e., the error in NER module is brought into the subsequent RC module. Therefore, the joint method [7, 10, 22], aiming to obtain triples directly through the combined module of NER and RC, was proposed to solve the problem.

<i>EPO</i>			
<i>SEO</i>	<i>ELS</i>		
	<i>ILS</i>		

Figure 1: Examples of the sentences with overlapping triples, including *EPO*, *ELS* and *ILS*.

Compared with the pipeline method, it can utilize the tight interaction information between entities and relations, and extract them simultaneously.

Unfortunately, most previous models fail to work well on the sentences with overlapping triples. This kind of sentences not only make the RC module which predicts a single relational triple for an entity pair in urgent need of improvement, but also put the original sequential tagging schemes [22] which apply only one tag for each word in a dilemma. To deal with these sentences, [20] categorized them into *EntityPairOverlap(EPO)* and *SingleEntityOverlap(SEO)*. As shown in Figure 1, a sentence belongs to *EPO* if there are some triples whose entity sets $(\{e_1, e_2\})$ are the same, and belongs to *SEO* if there are some triples whose entity sets are different and contain at least one overlapping entity. Note that a sentence can pertain to the intersection of *EPO* and *SEO*.

In this paper, to further handle these sentences, we divide *SEO* into *ExcludeLoopSentences(ELS)* and *IncludeLoopSentences(ILS)* based on the existence of relation loops. Thus the sentences with overlapping triples are separated into three intersecting sets: *EPO*, *ELS*, and *ILS*.

Based on the characteristics of these three sets, we propose a Bidirectional Tree Tagging (BiTT) scheme to improve the relation extraction performance. To begin with, the relational triples with the same relation category in a sentence are grouped together. Secondly, the entities and relations in a group are modeled into two binary tree structures according to the order in which they appear in the sentence. Finally, we establish a mapping between tree structure and word-level sequence tags so that they can be converted to each other with little loss. Thus, a new sequential tagging approach, representing most triples in *ILS* as well as all triples in *ELS* and *EPO*, is used for neural network training.

To enable our proposal, we build an end-to-end classification framework to predict the BiTT tags, since the joint extraction task is reduced to a multi-classification problem with the help of our proposed tagging scheme.

The key contributions are summarized as:

- For the sentences with overlapping triples, a more fine-grained division method is introduced to further handle them;
- This paper proposes a Bidirectional Tree Tagging scheme, which can be used to label the overlapping triples in a sentence;
- An end-to-end classification framework is developed for extracting overlapping triples, and promising results are obtained in two public datasets.

2 Related Work

RE is the core task of text mining and information extraction [21], and its output can be used to support multiple NLP tasks, such as question answering and knowledge graph building. In recent years, with the development of neural networks, some deep learning frameworks have been proposed for this task since it can avoid the error propagation of feature extraction in classical methods [8, 11].

Early RE works mainly followed the idea of pipeline, i.e., first recognize the entities in a sequence, and then distinguish the relations between entities. Thanks to the structural diversity of neural networks, a number of pipeline RE models have been proposed for better effects. For example, [14] presented a matrix-vector RNN model(MV-RNN) to capture the compositional meaning of longer phrases. [4] expanded the feature set and applied average parameters when training the RNN based model. [19] classified relations by the word and sentence level features extracted from CDNN. [16] tried to combine Bi-RNN and CNN for RC module. [18] applied LSTM to pick up the information along the shortest dependency path(SDP) for RC module. However, due to the error propagation problem, the performance of this method has reached a bottleneck.

Therefore, the NLP community began to explore a way to extract entities and relations simultaneously, i.e., joint method. [7, 10] made the RC module share the encoder representation with the NER module, solved the problem of error propagation. [22] presented a novel tagging scheme, which turned the extracting tasks into a sequence tagging problem, bridging the information gap between the RC and NER steps. However, they faced with another challenge, i.e., the overlapping triple problem. [20] classified the sentences with overlapping triples into *EPO* and *SEO*, and used a sequence-to-sequence model with copy mechanism to handle them. But its NER part relied heavily on powerful word segmentation tools. [1] also proposed the improved position-attention sequential labeling scheme to deal with them, yet they cost much time to fill a (sequence-length \times sequence-length) table with tags. Recently, [3] put forward a new model that combines LSTM and GCN, providing a new method for joint learning. But their work failed to deal with *EPO*, and its computational burden is also heavy.

As far as we know, the overlapping triple problem is still not well resolved.

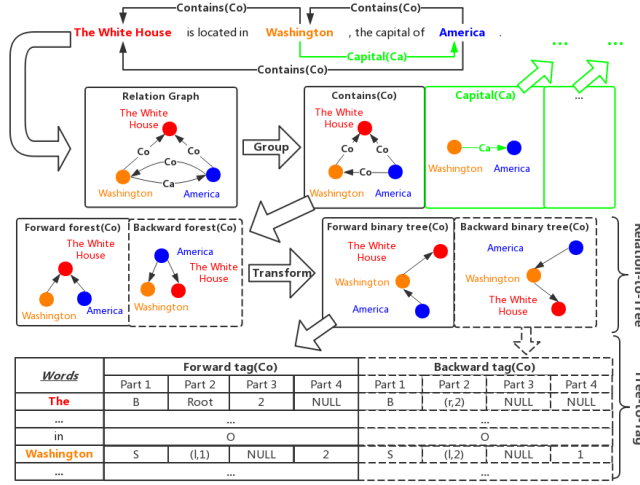


Figure 2: Our Bidirectional Tree Tagging (BiTT) Scheme. We only take the triples with the relation category "Contains" as examples.

3 Methodology

In this section, we firstly recommend our fine-grained division method for the sentences with overlapping triples. Then we illustrate how to convert these sentences and BiTT tag sequences to each other. Finally we introduce our end-to-end classification framework for predicting BiTT tags.

3.1 Fine-grained division method

[20] categorized the sentences with overlapping triples into *EPO* and *SEO*, we further divide *SEO* into *ELS* and *ILS* based on the existence of relation loops. As shown in Figure 1, a sentence belongs to *ELS* if there are some triples whose entity sets satisfy following conditions: (1) they are different; (2) each of them has only one overlapping entity. A sentence belongs to *ILS* if there are some triples whose entity sets satisfy following conditions: (1) they are different; (2) each of them has at least one overlapping entity; (3) some of them contain two overlapping entities. Therefore, we separate these sentences into *EPO*, *ELS* and *ILS*, then deal with these three sets in Section 3.2. Note that there is at least one loop in the relation graph of a *ILS* sentence without considering the edges' direction.

3.2 Bidirectional Tree Tagging Scheme

Based on the analysis of the three sentence sets, our Bidirectional Tree Tagging scheme is proposed. We show an example in Figure 2 and detail our handling method for these sets.

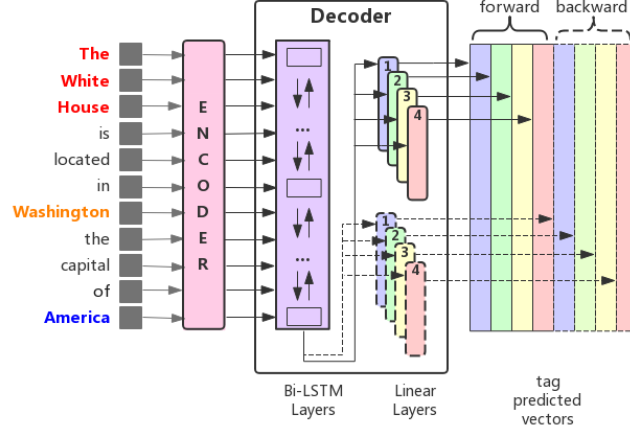


Figure 3: The end-to-end classification framework for predicting BiTT tags.

EPO Handling Method

Though there are some triples whose entity sets are the same in the *EPO* sentences, these triples' relation categories are different from each other. Hence we group together the relational triples with the same relation category in a sentence and label them respectively. For example, as shown in Figure 2, (*Washington*, *Capital*, *America*) with the relation category "Capital" is divided into a group alone, and other triples with the relation category "Contains" are aggregated together.

ELS Handling Method

The most remarkable feature for the triples in the *ELS* sentences is that, some of them can be completely represented as a forest. Thus we handle the *ELS* sentences with a Tree Tagging Scheme, which consists of two steps.

(1) *Relation-to-Tree*. First, we obtain the positions of all entities in a sentence and construct a relation forest according to the entities' forward appearing order. Take the first entity as the root of the first tree T_1 , and then recurrently go through other entities from left to right, add the entities having relations with the entity nodes in T_1 to T_1 gradually. When the remaining entities can no longer be added to the current tree, we select the first of them as the root of a new tree T_n and apply the previous operation on T_n until there are no entities left. After that, all trees are aggregated into a forest F . Second, we convert F into a binary tree B . For an entity node in F , its first child becomes its left child in B , and its right adjacent brother becomes its right child in B . For example, the node "Washington" is the first child of "The White House" and the left brother of "America" in the forward forest in Figure 2, therefore it becomes the left child of "The White House" and "America" becomes its right child in the forward binary tree. Note that we add the annotation *Brother* on the edge in B if the entity nodes connected by it used to be two root nodes in F . Besides, the edge is directional, from e_1 to e_2 in a specific relational triple.

(2) *Tree-to-Tag*. We assign a tag for every single word in the sentence by parsing the binary relation tree B from the Relation-to-Tree step. If a word does not belong to any entity, its tag will be "O". If a word is a part of an entity node e , its tag will be a combination of four parts:

- Part 1(P_1) indicates the position of a word in the entity node e with the "BIES" signs, i.e., $P_1 \in \{B(begin), I(in), E(end), S(single)\}$.
- Part 2(P_2) indicates the information on the edge between e and its parent in B . $P_2 = Root$ when e is the root of B . And $P_2 = Brother$ when the annotation on the edge is also *Brother*. Except them, $P_2 = (Child_2, Role_2)$, where $Child_2 \in \{l(left), r(right)\}$ indicates if e is the left or right child of its parent, and $Role_2 \in \{1(e_1), 2(e_2)\}$ shows the entity role of e pointed out by the direction of the edge.
- Part 3(P_3) indicates the information on the edge between e and its left child in B . $P_3 = NULL$ when e has no left child. Except $NULL$, $P_3 = Role_3$, where $Role_3 \in \{1(e_1), 2(e_2)\}$.
- Part 4(P_4) indicates the information on the edge between e and its right child in B . $P_4 = NULL$ when e has no right child. $P_4 = Brother$ when the annotation on the edge is also *Brother*. Except them, $P_4 = Role_4$, where $Role_4 \in \{1(e_1), 2(e_2)\}$.

ILS Handling Method

Since there is at least one loop in the relation graph of an *ILS* sentence, the triples can not be absolutely represented by a single forest. To solve the problem, we simply build another forest according to the entities' backward appearing order, then convert it to a backward binary tree, and obtain the backward tree tags for a sentence. We apply the forward tags and the backward tags to accommodate as many triples as possible, though it is not perfect.

3.3 Results Extraction

For the forward tags, first we find all root nodes in the forest by the condition of $P_1 = Root$ or $P_1 = Brother$. Then we start from these root nodes, recursively match P_3 or P_4 of the nodes already in forest with other nodes' P_2 to reconnect the edges between the node pairs. If a parent node can match more than one node as its left(or right) child, we select the nearest node behind of it, since we take the entities appearing order into account when building the forest in the first step of the *ELS* handling method in Section 3.2. After reconstructing the forest, we can recursively extract the relational triples from it in the sequence.

The operation on the backward tags is the same as that on the forward tags. Except that when a parent node can match more than one node as its left(or right) child, we select the nearest node before it.

3.4 End-to-End Classification Framework

As shown in Figure 3, the end-to-end classification framework is built for BiTT tags prediction. In this section, we introduce the encoder module, then the decoder module, and lastly the loss function.

Encoder

The encoder module aims to extract a context vector representation for each word in the sentence. In this paper, we adopt the Bi-directional Long Short-Term Memory (Bi-LSTM) layers and a pre-trained BERT encoder respectively as the encoder module.

(1) *Bi-LSTM Layers*. A Bi-LSTM layer consists of a forward LSTM [5] and a backward one. Denote the word embedding vectors of a sentence with s words as $V = [v_1, \dots, v_s]$. The output o_t and the hidden state h_t of the t -th word w_t from LSTM are:

$$o_t, h_t = lstm_block(v_t, h_{t-1}) \quad (2)$$

where $lstm_block(\cdot)$ is the function of a memory block in LSTM. Then we concatenate the two hidden states corresponding to the same word together as the Bi-LSTM hidden state. For example, the Bi-LSTM hidden state \dot{h}_t of the w_t is:

$$\dot{h}_t = [\vec{h}_t, \overleftarrow{h}_{s-t+1}] \quad (3)$$

where \vec{h}_t is the hidden state of w_t in the forward LSTM, and $\overleftarrow{h}_{s-t+1}$ is the hidden state of w_t in the backward one. We adopt the final hidden states from Bi-LSTM layers to represent the words.

(2) *BERT Encoder*. BERT encoder [2] is a stack of Transformer [15] layers, widely used in various NLP tasks due to its powerful semantic representation capabilities. For a given word w , the input representation of BERT encoder is denoted as I_s , whose generation formula is as follow:

$$I_s = E_t + E_p \quad (4)$$

where E_t is the token embedding corresponding to w in WordPiece embeddings matrix[17], E_p is the positional embedding which indicates the position index of w in the input sequence. Note that though the input representation of w is generated by summing the corresponding token, segment, and position embeddings in the original work of BERT encoder, we drop the segment embedding in Eq.(4) since our input sequence is not a sentence pair but a single sentence.

Decoder

The decoder module is designed to parse the word representations and then predict the BiTT tags for each word. In this paper, it consists of the Bi-LSTM layers and the Linear layers. The Bi-LSTM layers part has been illustrated in the encoder part. And there are two alternative construction methods for the Linear layers to predict BiTT tags, i.e., one-head and multi-head. Take a forward tree tag as example, the former means that concatenate the four parts of the tag as one label and predict it by a single Linear layer,

like the work in [22]. The latter predicts these four parts separately with four Linear layers, requiring fewer parameters. In this study, we employ the multi-head mechanism to reduce the computation burden.

Loss Function

The loss function for training the forward or backward tags is a weighted bias objective function defined by:

$$L = \lambda_1 L_1 + \lambda_2 L_2 + \lambda_3 L_3 + \lambda_4 L_4 \quad (5)$$

where $L_j (j \in \{1, 2, 3, 4\})$ are the bias objective functions [22] for the four parts of the tags respectively, λ_j are the weights for L_j . We obtain L^f for the forward tags and L^b for the backward tags by Eq.(5), then define the total loss L^T of our framework as follow:

$$L^T = L^f + \gamma L^b \quad (6)$$

where γ is a weight hyperparameter.

4 Experiments

4.1 Experimental Setting

Datasets and Metrics We evaluate our BiTT scheme and the classification framework on two public datasets, NYT¹[13] and DuIE². NYT is an English dataset labeled by the distant supervision method[9]. It contains 1.18M sentences with 24 predefined relation categories from New York Times news. After filtering the sentences with no valid relational triple, there are finally 66,339 sentences. We divide them randomly into a training set (56,339 sentences), a validation set (5000 sentences) and a testing set (5,000 sentences). DuIE is a Chinese dataset released by Baidu Inc for information extraction, consisting of 210k Chinese sentences with 50 predefined relation categories. This dataset is divided into a training set (173,108 sentences), a testing set (21,639 sentences). We randomly separate the training set into a validation set(20,000 sentences) and a new training set (153, 108 sentences) in our study. Table 1 illustrates some statistics of the two datasets.

What’s more, we employ Precision(*Prec*), Recall(*Rec*) and F1 score(*F1*) to evaluate our framework. We consider a predicted triple (e_1, r, e_2) as a correct one only if its e_1 , e_2 and r are all correct.

Framework Details The maximum length of a sequence and the batch size are simply set to 128 and 8 respectively. And the training operation is terminated when the *F1* on validation set no longer rises. We implement the BERT encoder with the UER³, which is a Pytorch-implemented BERT framework, conduct a further pre-training with the two evaluation datasets for 20,000 epochs respectively base on the pre-trained

¹<https://github.com/shanzhenren/CoType>

²<http://ai.baidu.com/broad/download>

³<https://github.com/dbiir/UER-py>

Category	NYT		DuIE	
	Train	Test	Train	Test
<i>EPO</i>	17307	1504	13747	1925
<i>ELS</i>	9013	853	83030	11861
<i>ILS</i>	1966	175	10310	1470
<i>EPO+ILS+ELS</i>	22196	1960	95981	13694
All sentences	56339	5000	153108	21639

Table 1: Statistics of the datasets in our experiment.

Method	NYT(BERT\Bi-LSTM)			DuIE(BERT)		
	<i>Prec</i>	<i>Rec</i>	<i>F1</i>	<i>Prec</i>	<i>Rec</i>	<i>F1</i>
NovelTagging	89.0\62.4	55.6\31.7	69.3\42.0	75.0	38.0	50.4
PA	-\49.4	-\59.1	-\53.8	-	-	-
CopyRE-One	38.6\59.4	36.1\53.1	37.3\56.0	0.0	0.0	0.0
CopyRE-Mul	39.1\61.0	36.5\56.6	37.8\58.7	0.0	0.0	0.0
GraphRel-1p	85.0\62.9	51.8\57.3	64.3\60.0	52.2	23.9	32.8
GraphRel-2p	82.5\63.9	57.9\60.0	68.1\61.9	41.1	25.8	31.8
BiTT	89.7\66.5	88.0\76.3	88.9\71.1	73.2	81.1	76.9

Table 2: The results of different methods in the NYT and DuIE datasets.

BERT-base⁴. The number of transformer layers is 12 and its hidden size is 768. Besides, we apply the pre-trained Glove embedding [12] for our framework with Bi-LSTM encoder. And the number of Bi-LSTM layers in the encoder (or decoder) module is 2 and the hidden size is also 768. In order to balance the loss of each part of the BiTT tags, we adopt $\lambda_1 = 8/6$, $\lambda_2 = 8/8$, $\lambda_3 = 8/5$ and $\lambda_4 = 8/6$ in Eq.(5), since the number of optional labels of the four parts are 6, 8, 5 and 6 after adding the tag "O" and the padding tag respectively. And we simply apply $\gamma = 1$ in Eq.(6).

4.2 Result and Analysis

Baseline Models

We compare our framework with the Bi-LSTM encoder (BiTT-LSTM) and the one with the pre-trained BERT encoder (BiTT-BERT) to four models:

- **NovelTagging** It is the first framework to extract relational triples by a novel sequential tagging scheme, proposed by [22].

⁴The English based and Chinese models are all available at the github repository UER.

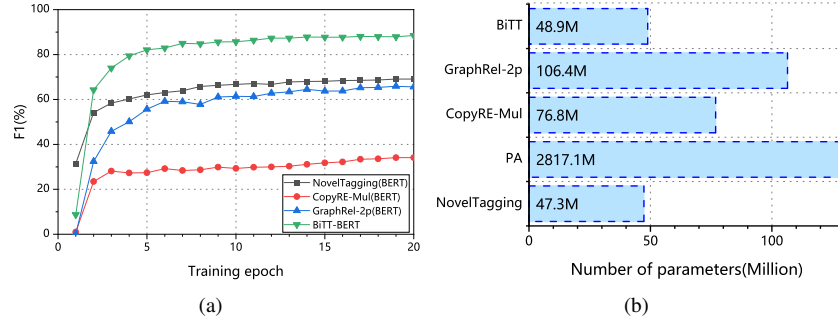


Figure 4: (a) The training curves of different models with BERT for NYT. (b) The number of parameters of different models’ decoder module for NYT.

- **PA** It is a unified position-attentive sequential tagging framework for joint extraction, proposed by [1].
- **CopyRE** It is an end-to-end neural model based on seq-to-seq learning framework with copy mechanism for relation extraction, proposed by [20].
- **GraphRel** It is an end-to-end joint extraction model based on graph convolutional networks, proposed by [3]

Note that in Table 2, CopyRE-One and CopyRE-Mul are the CopyRE frameworks with one decoder and multiple decoders respectively. GraphRel-1p is the GraphRel architecture with only 1st-phase and GraphRel-2p is the complete version. The reported results for Bi-LSTM in NYT are obtained from the original achievements in their papers. In addition, we upgrade these baseline models with the pre-trained BERT encoder for a further comparison. For Graph-Rel, we concatenate BERT embedding with POS embedding generated by spaCy⁵ as the context vector representation. For other baselines, we simply substitute pre-trained BERT encoder for their word embedding layers.

Compared Results

We compare our proposed method with the baseline models in two ways, i.e., quality and efficiency.

(1) *Quality*. Table 2 shows the *Prec*, *Rec* and *F1* of our framework and the baseline models. BiTT-BERT achieves the best *F1* scores in both NYT and DuIE, which are 88.9% and 76.9% respectively. In NYT, compared with the best baseline method NovelTagging with BERT, BiTT-BERT outperforms it by 0.7% in *Prec*, 32.4% in *Rec* and 19.6% in *F1*. In DuIE, the improvements are more significant, i.e., 43.1% in *Rec* and 26.5% in *F1*, since the sequences with overlapping triples account for more in DuIE.

⁵The original models for SpaCy is proposed by [6]. And Chinese models for Spacy is available at: https://github.com/howl-anderson/Chinese_models_for_SpaCy, but it may be not perfect enough and still in beta.

Model	<i>FI</i>				Number of Parameters (Million)	Time Per Epoch (Second)
	<i>EPO</i>	<i>ELS</i>	<i>ILS</i>	Total Sentences		
BiTT-BERT w/o Group	74.0	76.2	68.3	81.9	71.3	-
BiTT-BERT w/o Bidirectional	90.2	84.5	74.7	88.2	48.0	-
BiTT-BERT w/o Multi-head	90.2	85.5	81.8	87.7	68.5	2125.0
BiTT-BERT	91.2	87.3	85.5	88.9	48.9	1739.0

Table 3: The results of the ablation study on BiTT-BERT model.

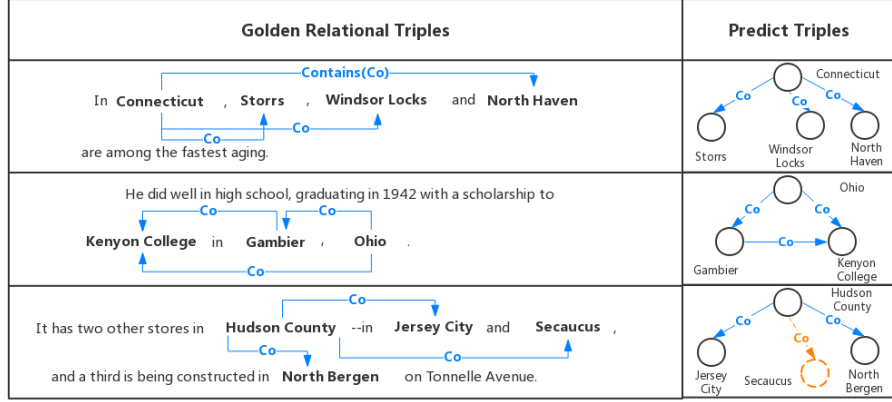


Figure 5: Output examples of BiTT-BERT. Note that the dashed edges and entities indicate that they are not recognized by the model.

What's more, even without the pre-trained BERT encoder, BiTT-LSTM also performs better than all baseline models, validating the effectiveness of our BiTT scheme. And there is an impressive *Rec* gap between BiTT-BERT and the baselines, which verifies the utility of BiTT-BERT when dealing with overlapping triples.

Note that PA with BERT contains so many parameters that we have not enough memory to train it. And the evaluation metrics in original CopyRE are much looser than that for CopyRE with BERT in our experiment. What's more, CopyRE's *FI* is almost 0 in DuIE, since its original implementation only considers one-token entities that are rare in Chinese datasets.

(2) *Efficiency*. Figure 4(a) shows the training curves of the NYT validation set in different models with BERT. From it, all of the models converge at a similar epoch, i.e., about the 15th epoch. Besides, Figure 4(b) provides us with the number of parameters of different models' decoder module for the NYT dataset. It shows the parameters in our framework is almost the same as that in NovelTagging and much less than that in other baseline models when they are embedded by the same encoder module, indicating that the converge speed of our framework is much faster than the baselines except for NovelTagging.

Ablation study

As is shown in Table 3, to explore the effects of the handling methods for overlapping triples in BiTT scheme and our decoder architecture, we perform the ablation tests based on BiTT-BERT and the NYT dataset. "BiTT-BERT w/o Group" means that the "EPO Handling Method" described in Section 3.2 is dropped, replaced by adding the relation categories information to P_2 , P_3 and P_4 of the BiTT tags. "BiTT-BERT w/o Bidirectional" implies that we only build the forward forest in a sentence and then generate the forward tags. "BiTT-BERT w/o Multi-head" indicates that the multi-head structure in our framework is substituted by the one-head structure, which is illustrated in the "Decoder" part of Section 3.4.

From Table 3, we have observed some impressive facts when comparing these three ablation tests with BiTT-BERT. First, the grouping operation greatly improves the performance of our framework on not only *EPO* but also *ELS* and *ILS*, since it reduces a complex relation graph into several simpler ones in a sentence. And it also reduce the parameters of the decoder module. Second, the backward forest can effectively supplement the triples that can not be totally represented by a single forward forest in *ILS*. Last, compared with the one-head structure, the multi-head structure can decrease the parameters of the decoder module, thus lessen the computation burden and the training time in an epoch.

Case Study

Figure 5 shows the output examples of our framework with the pre-trained BERT encoder. The first sentence belongs to *ELS* and the second one belongs to *ILS*. BiTT-BERT predicts the overlapping relational triples in them perfectly. However, BiTT-BERT also fails to some cases. For example, in the third case, BiTT-BERT is not able to realize the triple (*HudsonCounty*, *Contains*, *Secaucus*), since the P_2 of *Secaucus*'s tag and the P_3 of *HudsonCounty*'s tag are not match so that *Secaucus* is dropped when reconstructing the relation forest.

5 Conclusion

In this paper, we propose a Bidirectional Tree Tagging (BiTT) Scheme, which can be used to label the overlapping entities and relations in sentences. Based on our BiTT scheme, an end-to-end classification framework is developed for predicting the BiTT tags. We adopt the Bi-LSTM layers and a pre-trained BERT encoder respectively as its encoder module for experiment. The results on two public datasets demonstrated that our proposal outperforms other previous models, especially in the overlapping cases.

However, there are still some remains in our work needing further improvement. (1) Some output tags can not be converted to a relation forest due to a lack of rule restrictions. (2) If a node in the sentence is dropped when reconstructing the relation forest, its children may be also discarded, leading to an error propagation. (3) The performance of our BiTT scheme and the framework are still not satisfying for the sentences with too many overlapping triples.

References

- [1] Dai Dai, Xinyan Xiao, Yajuan Lyu, Shan Dou, Qiaoqiao She, and Haifeng Wang. Joint extraction of entities and overlapping relations using position-attentive sequence labeling. In *Proceedings of AAAI*, pages 6300–6308, Honolulu, Hawaii, 2019.
- [2] Jacob Devlin, Ming-Wei Chang, Kenton Lee, and Kristina Toutanova. BERT: Pre-training of deep bidirectional transformers for language understanding. In *Proceedings of ACL*, pages 4171–4186, Minneapolis, Minnesota, June 2019.
- [3] Tsu-Jui Fu, Peng-Hsuan Li, and Wei-Yun Ma. GraphRel: Modeling text as relational graphs for joint entity and relation extraction. In *Proceedings of ACL*, pages 1409–1418, Florence, Italy, July 2019.
- [4] Kazuma Hashimoto, Makoto Miwa, Yoshimasa Tsuruoka, and Takashi Chikayama. Simple customization of recursive neural networks for semantic relation classification. In *Proceedings of EMNLP*, pages 1372–1376, Seattle, Washington, USA, October 2013.
- [5] S Hochreiter and J Schmidhuber. Long short-term memory. *Neural Comput*, pages 1735–1780, 1997.
- [6] Matthew Honnibal and Mark Johnson. An improved non-monotonic transition system for dependency parsing. In *Proceedings of EMNLP*, pages 1373–1378, Lisbon, Portugal, September 2015.
- [7] Arzoo Katiyar and Claire Cardie. Investigating LSTMs for joint extraction of opinion entities and relations. In *Proceedings of ACL*, pages 919–929, Berlin, Germany, August 2016.
- [8] Qi Li and Heng Ji. Incremental joint extraction of entity mentions and relations. In *Proceedings of ACL*, pages 402–412, Baltimore, Maryland, June 2014.
- [9] Mike Mintz, Steven Bills, Rion Snow, and Daniel Jurafsky. Distant supervision for relation extraction without labeled data. In *Proceedings of ACL and AFNLP*, pages 1003–1011, Suntec, Singapore, August 2009.
- [10] Makoto Miwa and Mohit Bansal. End-to-end relation extraction using LSTMs on sequences and tree structures. In *Proceedings of ACL*, pages 1105–1116, Berlin, Germany, August 2016.
- [11] Makoto Miwa and Yutaka Sasaki. Modeling joint entity and relation extraction with table representation. In *Proceedings of EMNLP*, pages 1858–1869, Doha, Qatar, October 2014.
- [12] Jeffrey Pennington, Richard Socher, and Christopher Manning. Glove: Global vectors for word representation. In *Proceedings of EMNLP*, pages 1532–1543, Doha, Qatar, October 2014.

- [13] Sebastian Riedel, Limin Yao, and Andrew McCallum. Modeling relations and their mentions without labeled text. In *Proceedings of ECML-PKDD*, page 148163, Berlin, Heidelberg, 2010.
- [14] Richard Socher, Brody Huval, Christopher D. Manning, and Andrew Y. Ng. Semantic compositionality through recursive matrix-vector spaces. In *Proceedings of EMNLP*, pages 1201–1211, Jeju Island, Korea, July 2012.
- [15] Ashish Vaswani, Noam Shazeer, Niki Parmar, Jakob Uszkoreit, Llion Jones, Aidan N Gomez, Łukasz Kaiser, and Illia Polosukhin. Attention is all you need. In *Advances in NeurIPS*, pages 5998–6008, Long Beach, California, 2017.
- [16] Ngoc Thang Vu, Heike Adel, Pankaj Gupta, and Hinrich Schütze. Combining recurrent and convolutional neural networks for relation classification. In *Proceedings of ACL*, pages 534–539, San Diego, California, June 2016.
- [17] Yonghui Wu, Mike Schuster, Zhifeng Chen, Quoc V. Le, Mohammad Norouzi, Wolfgang Macherey, Maxim Krikun, Yuan Cao, Qin Gao, Klaus Macherey, and et al. Google’s neural machine translation system: Bridging the gap between human and machine translation. *arXiv preprint arXiv:1609.08144*, 2016.
- [18] Yan Xu, Lili Mou, Ge Li, Yunchuan Chen, Hao Peng, and Zhi Jin. Classifying relations via long short term memory networks along shortest dependency paths. In *Proceedings of EMNLP*, pages 1785–1794, Lisbon, Portugal, September 2015.
- [19] Daojian Zeng, Kang Liu, Siwei Lai, Guangyou Zhou, and Jun Zhao. Relation classification via convolutional deep neural network. In *Proceedings of COLING*, pages 2335–2344, Dublin, Ireland, August 2014.
- [20] Xiangrong Zeng, Daojian Zeng, Shizhu He, Kang Liu, and Jun Zhao. Extracting relational facts by an end-to-end neural model with copy mechanism. In *Proceedings of ACL*, pages 506–514, Melbourne, Australia, July 2018.
- [21] Qianqian Zhang, Mengdong Chen, and Lianzhong Liu. A review on entity relation extraction. In *Proceedings of ICMCCE*, pages 178–183, Harbin, China, 2017.
- [22] Suncong Zheng, Feng Wang, Hongyun Bao, Yuexing Hao, Peng Zhou, and Bo Xu. Joint extraction of entities and relations based on a novel tagging scheme. In *Proceedings of ACL*, pages 1227–1236, Vancouver, Canada, July 2017.