

Beyond Next Item Recommendation: Recommending and Evaluating List of Sequences

Makbule Gulcin Ozsoy
makbule.ozsoy@ucd.ie

ABSTRACT

Recommender systems (RS) suggest items-based on the estimated preferences of users. Recent RS methods utilise vector space embeddings and deep learning methods to make efficient recommendations. However, most of these methods overlook the sequentiality feature and consider each interaction, e.g., check-in, independent from each other. The proposed method considers the sequentiality of the interactions of users with items and uses them to make recommendations of a list of multi-item sequences. The proposed method uses FastText [3], a well-known technique in natural language processing (NLP), to model the relationship among the subunits of sequences, e.g., tracks, playlists, and utilises the trained representation as an input to a traditional recommendation method. The recommended lists of multi-item sequences are evaluated by the ROUGE [15, 16] metric, which is also commonly used in the NLP literature. The current experimental results reveal that it is possible to recommend a list of multi-item sequences, in addition to the traditional next item recommendation. Also, the usage of FastText, which utilise sub-units of the input sequences, helps to overcome cold-start user problem. Even though current experimental results are promising, there are many missing pieces in the experimental section. In the future, I want to analyse and execute additional experiments.

CCS CONCEPTS

• **Information systems** → **Recommender systems**; *Social networking sites*.

KEYWORDS

Recommender system, Sequentiality of user-item interactions, Vector space representation, FastText method

1 INTRODUCTION

Recommender systems (RS) suggest items-based on the estimated preferences of users [20, 33]. Recent literature in RS frequently use vector space embeddings and deep learning methods to make efficient recommendations [1, 6, 24, 36]. However, most of these works do not use the sequentiality of interactions and consider each interaction, e.g., check-in, independent from each other [8, 41].

In natural language processing (NLP), sequentiality among subunits naturally occurs. The word ordering in a sentence

can reveal various information or affect the emphasis of the different part of the sentences. For example, when we read an adjective, such as 'black', we naturally expect to see a noun, e.g., 'bird', rather than a verb, e.g., 'run'. Many vector space embedding models, such as Word2Vec [21, 22], FastText [3] or recent transformer models, use the sequential information among the textual units, e.g. words, n-grams. Inspiring from NLP applications, this work adapts FastText method to the RS domain by making an analogy in between textual data and user-item interactions data.

The proposed method uses the sequentiality information on the interaction of users with items as the input. For example, a user's check-ins during a trip form a sequence, and this sequence is used as an input. Then, the input sequences are grouped into subsequences (or the session information is used, if available) and used for training the FastText model. This model reveals the relationship among items. Finally, these models are used in a more traditional setting, e.g. content filtering, to decide on the sequences to recommend. Unlike more traditional next-item recommendation, the proposed method is capable of recommending a list of multi-item sequences. For example, it can recommend music playlists, each of which is composed of individual music tracks.

Another aspect that needs further research is the evaluation of the recommended sequences. In the RS literature, there are several evaluation metrics measuring the performance of recommendation algorithms on several different aspects, such as RMSE, classification accuracy, NDCG, coverage, novelty, diversity [7]. These metrics are already extended and adapted for evaluating a sequence-based recommender system [23]. However, these methods, even the extended versions, consider the sequences as a list of items. They discard the order among the recommended items [23]. This evaluation problem is also observed in NLP. In NLP, there are metrics for comparing overlapping textual units between the automatically generated outputs and the ideal results created by humans [15, 16]. In this work, we adopt Recall Oriented Understudy for Gisting Evaluation (ROUGE) metric [15, 16], which is originally used in text summarization domain, to the RS domain for the evaluation of the multi-item sequence recommendations.

In the upcoming sections, the FastText method and the ROUGE metric are detailed, and how they are adapted to the RS domain for making sequence recommendations are

explained. Then the experimental setting and the evaluation results are presented. Finally, the paper is concluded.

2 RELATED WORK

In the literature, various approaches are employed to make recommendations, from traditional methods like collaborative filtering, content-based filtering, matrix factorization to more recent vector space embeddings, deep learning methods [1, 5, 9, 13, 18, 24, 27, 28, 37, 40].

Collaborative filtering and content-based filtering methods use item-user or user-user similarities. Example collaborative filtering-based recommendation methods belong to Ye et al. [37], Yuan et al. [38], Zhang and Wang[40] and Ozsoy et al. [27]. Matrix factorization methods use the low-rank approximation of input data [18]. Example matrix factorization-based recommendation methods belong to Pan et al. [28], Hu et al. [11], Rendle et al. [30], Gao et al. [4], Zhang et al. [39], Li et al. [13], Zhao et al[43] and He et al. [9]. Recently deep learning-based techniques have gained more attention from the recommender system domain. The example works utilizing deep learning for recommendation belong to Salakhutdinov et al. [31], Georgiev and Nakov[5], Wang et al. [35], Musto et al. [24] and Ai et al. [1].

Many of the deep learning-based techniques utilize vector space embeddings, e.g., Word2Vec[22], Doc2Vec[12]. Initial methods utilizing vector space embedding methods for recommendation usually use text-based features, like tags or comments, e.g., [19, 25, 32]. More recent ones use non-textual data, such as historical data of purchases or visits to locations. For example, in order to recommend the next purchase item [6] employed Word2Vec, to recommend venues [26] employed Doc2Vec and [17] employed Word2Vec and C-WARP loss (SG-CWARP method), to recommend location [41, 42] used Word2Vec (SEER method). There are also methods in the literature which incorporate contextual information while learning the vector space embeddings of the items. To make location recommendation, [41] incorporated temporal (T-SEER) and geographical information (GT-SEER) to their base SEER algorithm and [36] incorporated geographical, temporal and categorical information to their Word2Vec-based STES method. To make product recommendations, [8] utilized sequentiality of the items and used a network embedding technique and collaborative filtering.

All the aforementioned methods use more traditional embedding techniques, e.g., Word2Vec or Doc2Vec, which cannot learn the representation of the inputs which are not encountered during the training. Also, only a few of the deep learning-based recommendation methods utilize the sequentiality of check-ins [8, 41]. In this paper, I group the items by using the sequentiality of the interactions and extract the semantic relations among the items by FastText, which is powerful at learning the representations.

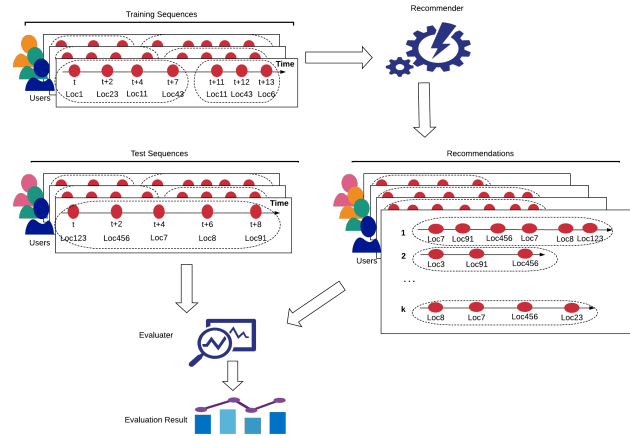


Figure 1: The high-level sequence recommendation process

3 RECOMMENDING SEQUENCES

In this section, the FastText method and how it is used for recommending a list of sequences is explained.

The FastText method

Vector space embedding models represent the documents and words as vectors to capture the contextual and semantic relations among these textual units [21]. Word2Vec [21, 22], a commonly used vector embedding method in the literature, uses words as the input textual units. FastText method [3] extends the Word2Vec by utilizing the character n-grams of words.

Given the input sentences (sequence of words), Word2Vec captures the semantic and syntactic information of the words and produces low dimensional continuous space representations of them [14, 21, 22]. Word2Vec uses the words as they appear on the input; i.e., without any morphological analysis; learns the representation of the words existing in the training data only and produces different vectors for words even if they share common roots. As a result, in the execution time, Word2Vec cannot return any representation for an unseen word. To overcome these limitations, Bojanowski et al. [3] proposed the FastText method, which extends the Word2Vec and takes the subword units (character n-grams) into account.

The steps of FastText method in training and execution time are presented in the left and right side of the Figure 2, respectively. In the training time, the FastText method models each input word as a bag of character n-grams and produces the vector representations of these n-grams as well as the input words. The vector representations of the input words are calculated by combining the learned vectors of the word itself and its n-grams. In the execution time, the queried word is either (i) already seen in the training data, e.g., the word

Beyond Next Item Recommendation: Recommending and Evaluating List of Sequences

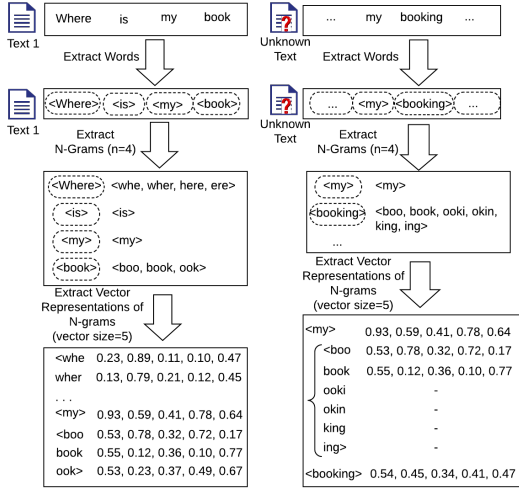


Figure 2: Example showing how FastText method works

'my' in Figure 2 or (ii) unseen or a new word, e.g., the word 'booking' in Figure 2. In the former case, the output vector representation of the word is directly returned. In the latter case, the queried word's vector representation is approximated by taking the average of the vectors of its character n-grams.

Recommending sequences using the FastText method

The proposed recommendation method has two main steps: 1) Learning the vector space embeddings of (sub-sequence of) interactions using the FastText method 2) Using the learned vector representations to recommend a list of sequences.

Learning the vector space embeddings of interactions. In this work, FastText method from natural language processing (NLP) is adapted to the recommender system (RS) by making an analogy in between textual data and user-item interactions data. Table 1 summarizes the analogy, where textual data (e.g., sentence, word) is mapped to interaction data (e.g., playlists, tracks).

FastText method splits the sequences of input (sentence or interactions) into sequences (words or sequence of interactions) and then forms the sub-units by character n-grams or sub-sequences, as shown in Figure 2 and Figure 3, for textual data and interaction data, respectively. Even though check-in data is used in Figure 3 as the example, it is possible to use any other interaction data; such as a sequence of music tracks (i.e., playlists) listened or videos watched by the users.

The process of learning the vector space embeddings using FastText method is presented in algorithm 1. Given the all interactions observed in the history of a user, i.e. interaction

Table 1: The proposed analogy in between textual data and interaction data

NLP	RS
sentences	all interactions per user, e.g., all check-ins or all tracks
words	sequence of interactions, e.g., playlists
sub-words (n-grams)	sub-sequences of interactions
character	individual interactions, e.g., a single venue or a single track

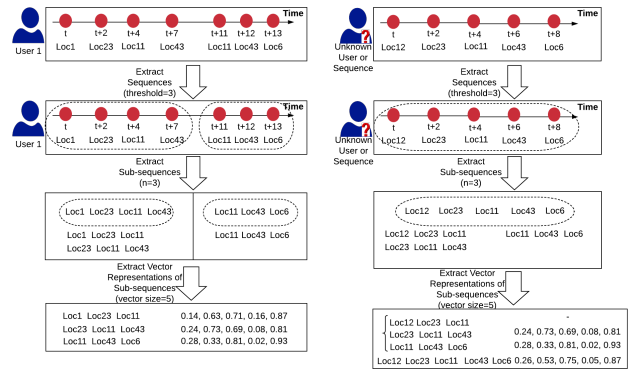


Figure 3: Example showing how FastText works for recommending venues (locations)

profile, firstly the sequences are extracted. The sequences can either be self-defined, e.g., as session data or as playlists, or they can be calculated using the temporal features of the dataset. For example, [8] groups the items rated in a short time interval together proposing that items rated in a short interval are more likely to be correlated. The second step of the algorithm is to extract the sub-sequences by grouping n-items together while keeping their temporal order. An example of this process is presented in Figure 3. Then, all the extracted sub-sequences from all of the users are used for training the FastText vector space model. The result of the training process is the vector representations of the input sequences and the sub-sequences. In Figure 3, example of learned vectors of the example check-ins data is presented.

Recommending list of sequences. The second step of our proposed method is to recommend a list where each element is a sequence. Even though it is possible to use any kind of algorithm in this step, I use content-based filtering method which is a simple, yet efficient method. In the future, I will combine the proposed method with the state-of-the-art, such

Algorithm 1: Learning the FastText vector space embeddings of interactions

Input: List of all interactions per user (L_{All})
Output: Vector space embeddings of sub-sequences of interactions

```

1  $subseq\_L_{All} = \{\}$ 
2 foreach Sequence  $L$  in  $L_{All}$  do
3   | Extract the sub-sequences  $subseq_L$  from the  $L$ 
4   | Collect the extracted  $subseq_L$  in  $subseq\_L_{All}$ 
5 Learn the FastText vector space embeddings ( $V$ ) using
   $subseq\_L_{All}$ 
6 return Vector space embeddings of the sequences and
  sub-sequences of interactions ( $V$ )

```

as matrix factorization-based or neural networks-based, algorithms.

The traditional content filtering method uses predefined features describing the items. Instead of that, in our proposed algorithm, I utilize the pre-calculated FastText vector representations learned in the previous step. I use the similarities among the items (sequences) to make recommendations, as in the content-based filtering. The process of recommending a list of sequences is presented in the Algorithm algorithm 2.

Algorithm 2: Making sequence recommendations using the FastText vector space embeddings

Input: FastText vector space embeddings (V) extracted in the previous step, List of observed sequences of interactions per user (L_{All})

Output: List of sequences as the recommendation per user

```

1  $user\_2\_recommendations = \{\}$ 
2 foreach Observed sequence of interactions of a single
  user  $L$  in  $L_{All}$  do
3   | Compute the vector space embeddings of  $L$  using
  the FastText method
4   | Compute most similar sequences to  $L$  together with
  the similarity scores using  $V$ 
5   | Decide on the top-k most-similar sequences  $rec$ 
6   | Collect  $rec$  in  $user\_2\_recommendations$ 
7 return  $user\_2\_recommendations$ 

```

Given the observed sequences of a user, the algorithm, firstly, extracts the vector space embedding of the input. The embedding is either (i) directly returned, if the related sequence is observed during the training or (ii) calculated from the known vectors of the sub-sequences. For example, in Figure 3, the vector representation of the input sequence

[*Loc12, Loc23, Loc11, Loc43, Loc6*] is computed from the vectors of its sub-sequences. Having the vector representation of the input sequence, the most similar sequences (i.e., top-k) are extracted and recommended. Unlike traditional recommendation methods, e.g. content-based recommendation, the output of this step is the list of most similar sequences, not the list of individual items. For example, for the check-ins and learned vectors shown in Figure 3, lets assume that the most similar three sequences and their similarity scores are: ([*Loc1, Loc23, Loc11, Loc43*], 0.99), ([*Loc11, Loc43, Loc6*], 0.97) and ([*Loc11, Loc43, Loc64*], 0.87). If the output is a recommendation list with two elements (k=2) will be returned, then the output will be [[*Loc1, Loc23, Loc11, Loc43*], [*Loc11, Loc43, Loc6*]], i.e., a list with the two most similar sequences.

4 EVALUATING SEQUENCES

There are several evaluation metrics for measuring the performance of recommendation algorithms on several different aspects [7]. Depending on the purpose of the recommendation algorithm, the offline evaluation metrics aim to measure either prediction accuracy, e.g., RMSE, or classification accuracy, e.g., precision, or rank accuracy, e.g., NDCG, [10]. Additional to accuracy-based metrics, it is possible to measure coverage, novelty, diversity or serendipity of the recommendation algorithms. Recently, these established metrics are extended and adapted for evaluating a sequence-based recommender system [23]. However, these methods, even the extended versions, consider the sequences as a list of items and they discard the order among the recommended items [23].

It is more complicated to evaluate the performance when sequences are recommended rather than individual items. In order to measure the performance of a sequence-based recommender algorithm, a metric which is capable of comparing sequences rather than individual elements is necessary. Let's first observe why this is necessary on an example: In our example, shown in Figure 4, during the test period the user makes a trip; i.e., visits a sequence of locations, and the recommendation method recommends a trip. For the evaluation, I want to find out how much the ground truth trip from the test period and the recommended trip match. If I prefer a reluctant evaluation process where I discard the formation of the sequences and use each item in the sequence as the recommendation, then all the target and the predicted items would be same (i.e., *Loc123, Loc456, Loc7, Loc8* and *Loc91*) and the evaluation result would be the highest score. If a very-strict evaluation process where the sequence is a non-decomposable individual element is preferred, there wouldn't be any match on the example recommendation. In this case, the evaluation score would be 0.0, even if there are some matching sub-sequences, e.g., the bigram [*Loc456, Loc7*] is a matching sub-sequence.

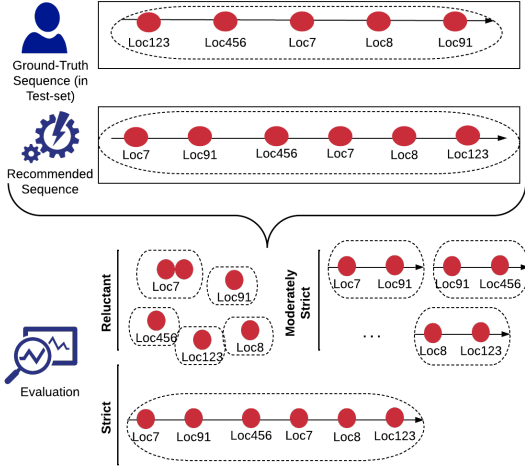


Figure 4: Example ground-truth and recommended sequence. While reluctant evaluation tends not to take the order in the sequences into account, strict evaluation looks for the exact match. A moderately strict evaluation metric, like ROUGE score, can balance out each approach.

In order to evaluate a sequence-based recommender algorithm, I prefer moderately strict evaluation process, where I should still work on each sequence and I should be able to capture the information provided by the sub-sequences. Luckily, this evaluation problem is also seen in another domain, namely natural language processing (NLP). Creating a sequence of natural language words and sequence of recommended items are strongly similar and metrics from natural language processing (NLP) can be used for the evaluation of sequence-based recommender algorithms [23].

Recall Oriented Understudy for Gisting Evaluation (ROUGE) score [15, 16], which is originally used for evaluating text summarization methods, compares the overlapping n-grams, word sequences, and word pairs between the automatically generated summaries and the ideal summaries created by humans [15]. I use ROUGE to compare the generated recommendations with the observed sequences provided in the test set. There are four different ROUGE measures [15, 16]: ROUGE-N uses n-gram overlaps, ROUGE-L uses the longest common subsequences, ROUGE-W is the weighted version of ROUGE-L and ROUGE-S uses skip-bigram co-occurrence statistics. In this work, I use ROUGE-N and ROUGE-L scores. For the ROUGE score calculations for the sequence-based recommendation, I continue to use our analogy presented in Table 1.

The precision and recall for ROUGE-N and ROUGE-L are calculated by Equation 1 - Equation 4, respectively. In the equations r is one of the reference sequence in the set of reference sequences R , s is the recommended sequence,

$gram_r$, $gram_s$ are the n-grams (sub-sequences), the *count* indicates the count of the n-grams, *match* indicates the count of the overlapping n-grams, $|r|$ and $|s|$ are the length of the input sequences and *LCS* indicates the length of the longest common sub-sequence. LCS does not require consecutive matches but in-sequence matches[15]. F-measure of both ROUGE-N and ROUGE-L scores can be calculated from the recall and precision scores using the traditional method in information retrieval. For the example given in Figure 4, the ROUGE-2 scores will be *precision* = 0.40, *recall* = 0.50, *fmeasure* = 0.44 whereas ROUGE-L scores will be *precision* = 0.50, *recall* = 0.60, *fmeasure* = 0.54.

$$ROUGE-N_{recall} = \frac{\sum_{r \in R} \sum_{\substack{gram_r \in r, \\ gram_s \in s}} match(gram_r, gram_s)}{\sum_{r \in R} \sum_{gram_r \in r} count(gram_r)} \quad (1)$$

$$ROUGE-N_{prec.} = \frac{\sum_{r \in R} \sum_{\substack{gram_r \in r, \\ gram_s \in s}} match(gram_r, gram_s)}{\sum_{gram_s \in s} count(gram_s)} \quad (2)$$

$$ROUGE-L_{recall} = \frac{\sum_{r \in R} LCS(r, s)}{\sum_{r \in R} |r|} \quad (3)$$

$$ROUGE-L_{prec.} = \frac{\sum_{r \in R} LCS(r, s)}{|s|} \quad (4)$$

Besides ROUGE metric, there are other evaluation metrics from non-RS domains that can be used for the evaluation of sequence-based recommendation systems. For example, BLEU score [29] is used for evaluating machine-translation systems and measures the correspondence between the output translation and the baseline human translation. In this paper, application and comparison of these kinds of non-RS metrics to sequence recommendation is considered as future work.

5 EVALUATION

This section presents the evaluation configurations; e.g., dataset, metrics, baselines; and the evaluation results.

Evaluation Configurations

Datasets. The proposed method can be used in different domains, e.g., music, movies, check-ins and with different sizes of datasets. Since sequence information is required, datasets which already contain session-like information, e.g., session for online retail websites, playlists for music applications, are preferred. For the experiments, *LearNext* dataset, which contains location-based sequences, and *30Music* dataset, which contains track playing sequences, are used.

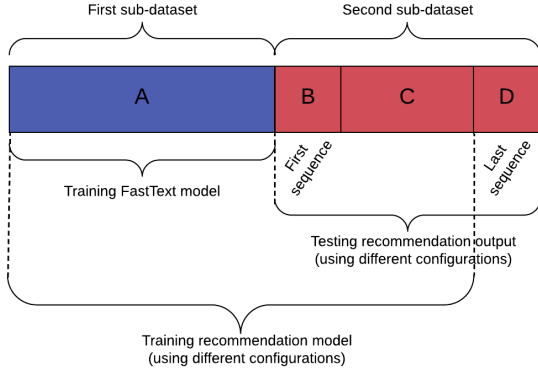


Figure 5: The configurations for training and testing the methods

LearNext dataset [2] contains tourists’ movements which are collected from the photos shared on Flickr. The collected data are from three different cities and have different sizes: small (Pisa), medium (Florence), and large (Rome). The movements of each user, i.e., their visits to various locations, are converted into trials by executing the time-based cutting method. The trials provide the user-location relations and ordered list of locations that each user visits. In our experiments, the large (Rome) dataset is used.

30Music dataset [34] is a collection of listening and playlists data retrieved from Last.fm. It is composed of entities; such as users, tracks, artists; and relations; such as play events, play sessions. The dataset organizes the play events as listening sessions. When a user listens to a track, the user-track relationships and the play-timestamp order of tracks are saved. This lets us use the sessions information as the input sequence to our system.

Training and testing procedure. The dataset is initially divided into two sub-sets, one for training FastText model and the other for training recommendation model and testing. The first sub-set is shown with A in Figure 5. The second sub-set is further divided into three, shown as B, C, D in Figure 5. The sub-set B contains only the first sequence per user (e.g., the first playlist a user has listened), the subset D contains only the last sequence per user and the subset C contains the remaining sequences.

In order to train the FastText model, I always used the sub-dataset A. Whenever further training is required, e.g., for finding neighbors for a KNN-based collaborative filtering, I experimented with different configurations. These configurations are listed in Table 2. For example, for the Evaluation Configuration-II, the subsets A and B are used for the training, and C and D are used for the evaluation. The configurations shown in Table 2 let us analyse the efficiency of

Table 2: The training and testing configurations of the recommendation models and their outputs

	Training	Testing
I	A	B, C, D
II	A, B	C, D
III	A, B, C	D
IV	B	C, D
V	B, C	D

the recommendations from different perspectives, e.g., for cold-start users.

Evaluation Metrics. The evaluation metrics for a sequence-based recommender should be neither too reluctant nor too strict. The unexpected outcomes of both of these approaches are explained and exemplified in section 4. As explained in section 4, ROUGE is used as the main evaluation metric.

Parameters. In order to learn the vector representations of venues, the FastText implementation in *gensim* toolbox is used. While learning the vector representations, default parameters used, except the following three parameters: the length of n-grams, max_n , and the vector size, s .

- sg : Type of the training algorithm (Skip-gram or CBOW). I used both algorithms for the experiments.
- max_n : Maximum length of character n-grams. I used values in the range [1, 10] with increment of 1 (Keeping $size = 100$).
- $size(s)$: Size of the word vectors. I experimented using the following values: [10, 50, 100, 150, 200, 250] (Keeping $max_n = 5$).

To make recommendations by the learned vector representations, I used the number of neighbors (N) and output list size (k) parameters and both are set to 10 for the experiments.

Baselines. In RS literature, there are various algorithms which may/not take the sequence information into account. Even the sequence-based methods usually focus on recommending next-item only, and they are not capable of recommending longer sequences. On the contrary, the proposed method is capable of recommending longer sequences (Figure 6).

Evaluation Results

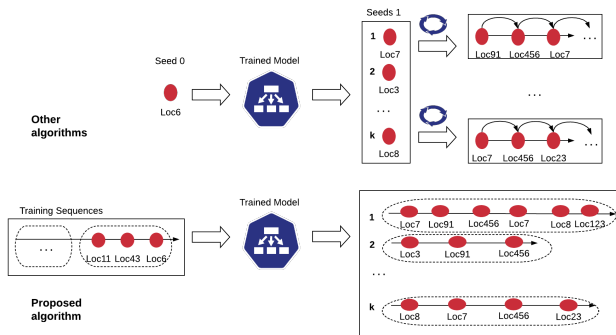
In this paper, the effect of utilizing the FastText method is evaluated by using ROUGE metrics. For both of the LearNext-Rome and 30Music datasets., the best performances are obtained when $s = 128$ and $max_n = 9$. Table 3 and Table 4

Table 3: FastText-Seq evaluation results (LearNext-Rome)

Eval. Configuration	ROUGE-1 precision	ROUGE-1 recall	ROUGE-L precision	ROUGE-L recall
Type I	0.0122	0.0181	0.0122	0.0179
Type II	0.0795	0.0904	0.0774	0.0887
Type III	0.0772	0.0978	0.0750	0.0960
Type IV	0.0806	0.0918	0.0785	0.0904
Type V	0.0767	0.0979	0.0744	0.0962

Table 4: FastText-Seq evaluation results (30Music)

Eval. Configuration	ROUGE-1 precision	ROUGE-1 recall	ROUGE-L precision	ROUGE-L recall
Type I	0.00510	0.00982	0.00436	0.00843
Type II	0.00714	0.01179	0.00611	0.01010


Figure 6: Recommending list of multi-item sequences (e.g., list of playlists)

shows the evaluation results for the LearnNext-Rome and 30Music datasets, respectively.

The evaluation results reveal that Evaluation Configuration Type-I performs worse than the others. In this evaluation configuration, only the first half of the dataset is used during the training (of the FastText model and recommendation model). The first half of the datasets (shown in Table 2) contain information from some of the users, such that there are many users who start to use the system in the second half. These users can be considered as cold-start users. Not having any information from those users reduces the performance of the recommender system. However, when the cold-start user interacts with the system once (as in Evaluation Configuration Type-II), the performance of the recommender increases (by nearly 50% for 30Music and even more for LearNext-Rome datasets.).

Further experiments on the LearNext-Rome dataset reveals that while making a recommendation not using the data in the first half, which is used for training the FastText, does not affect the results much. i.e., Evaluation Configuration Type-IV/V. Also, evaluation results reveal that the proposed algorithm is efficient not only at recommending a list of sequences (Type I/II/IV) but also a single sequence (Type III/V).

6 CONCLUSION

Vector space embeddings and deep learning methods are commonly used in Recommender Systems (RS) domain [1, 6, 24, 36]. However, most of these recommender methods overlook the sequentiality feature and consider each interaction, e.g., check-in, independent from each other [8, 41].

In this work, a method is proposed to consider the sequentiality of the interaction of users with items. The proposed method uses a technique from the natural language processing (NLP) literature where sequentiality naturally occurs, e.g., word order. The proposed method uses FastText [3] to model the relationship among the units of the sequences, e.g., tracks, playlists, provides that information as an input to a traditional recommender method and recommends a list of multi-item sequences. In addition to modelling and recommending a list of multi-item sequences, this paper proposes to use an evaluation metric from NLP, namely ROUGE [15, 16], to evaluate the effectiveness of the recommended sequences. The current experimental results reveal that it is possible to recommend a list of multi-item sequences, in addition to the traditional next item recommendation. The usage of FastText, which utilise sub-units of the input sequences, helps to overcome cold-start user problem.

Even though current experimental results are promising, there are many missing pieces in the experimental section. In the future, I want to analyse and execute experiments on (i) the performance when other metrics are used, e.g., precision, novelty, (ii) the effects of the hyperparameters, e.g. embedding length and (iii) the comparison to the baseline algorithms. Also, in the future I want to explore more recent, transformer-based algorithms on the same problem, namely recommending a list of multi-item sequences.

REFERENCES

- [1] Qingyao Ai, Vahid Azizi, Xu Chen, and Yongfeng Zhang. 2018. Learning Heterogeneous Knowledge Base Embeddings for Explainable Recommendation. *arXiv preprint arXiv:1805.03352* (2018).
- [2] Ranieri Baraglia, Cristina Ioana Muntean, Franco Maria Nardini, and Fabrizio Silvestri. 2013. LearNext: learning to predict tourists movements. In *Proceedings of the 22nd ACM international conference on Information & Knowledge Management*. ACM, 751–756.
- [3] Piotr Bojanowski, Edouard Grave, Armand Joulin, and Tomas Mikolov. 2016. Enriching word vectors with subword information. *arXiv preprint arXiv:1607.04606* (2016).
- [4] Huiji Gao, Jiliang Tang, Xia Hu, and Huan Liu. 2013. Exploring temporal effects for location recommendation on location-based social networks. In *Proceedings of the 7th ACM conference on Recommender systems*. ACM, 93–100.
- [5] Kostadin Georgiev and Preslav Nakov. 2013. A non-IID Framework for Collaborative Filtering with Restricted Boltzmann Machines. In *Proceedings of the 30th International Conference on Machine Learning, ICML 2013, Atlanta, GA, USA, 16-21 June 2013*. 1148–1156.
- [6] Mihajlo Grbovic, Vladan Radosavljevic, Nemanja Djuric, Narayan Bhamidipati, Jaikit Savla, Varun Bhagwan, and Doug Sharp. 2015. E-commerce in your inbox: Product recommendations at scale. In *Proceedings of the 21th ACM SIGKDD International Conference on Knowledge Discovery and Data Mining*. ACM, 1809–1818.
- [7] Asela Gunawardana and Guy Shani. 2015. Evaluating recommender systems. In *Recommender systems handbook*. Springer, 265–308.
- [8] Lei Guo, Yu-Fei Wen, and Xin-Hua Wang. 2018. Exploiting Pre-Trained Network Embeddings for Recommendations in Social Networks. *Journal of Computer Science and Technology* 33, 4 (2018), 682–696.
- [9] Jing He, Xin Li, Lejian Liao, Dandan Song, and William K. Cheung. 2016. Inferring a Personalized Next Point-of-Interest Recommendation Model with Latent Behavior Patterns. In *Proceedings of the Thirtieth AAAI Conference on Artificial Intelligence, February 12-17, 2016, Phoenix, Arizona, USA*. 137–143.
- [10] Jonathan L Herlocker, Joseph A Konstan, Loren G Terveen, and John T Riedl. 2004. Evaluating collaborative filtering recommender systems. *ACM Transactions on Information Systems (TOIS)* 22, 1 (2004), 5–53.
- [11] Yifan Hu, Yehuda Koren, and Chris Volinsky. 2008. Collaborative filtering for implicit feedback datasets. In *Data Mining, 2008. ICDM'08. Eighth IEEE International Conference on*. Ieee, 263–272.
- [12] Quoc V. Le and Tomas Mikolov. 2014. Distributed Representations of Sentences and Documents. In *Proceedings of the 31th International Conference on Machine Learning, ICML 2014, Beijing, China, 21-26 June 2014*. 1188–1196.
- [13] Xutao Li, Gao Cong, Xiao-Li Li, Tuan-Anh Nguyen Pham, and Shonali Krishnaswamy. 2015. Rank-geofm: A ranking based geographical factorization method for point of interest recommendation. In *Proceedings of the 38th International ACM SIGIR Conference on Research and Development in Information Retrieval*. ACM, 433–442.
- [14] Yitan Li, Linli Xu, Fei Tian, Liang Jiang, Xiaowei Zhong, and Enhong Chen. 2015. Word Embedding Revisited: A New Representation Learning and Explicit Matrix Factorization Perspective. In *Proceedings of the Twenty-Fourth International Joint Conference on Artificial Intelligence, IJCAI 2015, Buenos Aires, Argentina, July 25-31, 2015*. 3650–3656.
- [15] C-Y LIN. 2004. ROUGE: A Package for Automatic Evaluation of Summaries. In *Proc. of Workshop on Text Summarization Branches Out, Post Conference Workshop of ACL 2004*.
- [16] Chin-Yew Lin and Eduard Hovy. 2003. Automatic evaluation of summaries using n-gram co-occurrence statistics. In *Proceedings of the 2003 Human Language Technology Conference of the North American Chapter of the Association for Computational Linguistics*. 150–157.
- [17] Xin Liu, Yong Liu, and Xiaoli Li. 2016. Exploring the Context of Locations for Personalized Location Recommendations.. In *IJCAI*. 1188–1194.
- [18] Hao Ma, Dengyong Zhou, Chao Liu, Michael R. Lyu, and Irwin King. 2011. Recommender systems with social regularization. In *Proceedings of the Forth International Conference on Web Search and Web Data Mining, WSDM 2011, Hong Kong, China, February 9-12, 2011*. 287–296.
- [19] Jarana Manotumruksa, Craig Macdonald, and Iadh Ounis. 2016. Modelling user preferences using word embeddings for context-aware venue recommendation. *arXiv preprint arXiv:1606.07828* (2016).
- [20] Paolo Massa and Paolo Avesani. 2007. Trust-aware recommender systems. In *Proceedings of the 2007 ACM Conference on Recommender Systems, RecSys 2007, Minneapolis, MN, USA, October 19-20, 2007*. 17–24.
- [21] Tomas Mikolov, Kai Chen, Greg Corrado, and Jeffrey Dean. 2013. Efficient Estimation of Word Representations in Vector Space. *CoRR* 1301.3781 (2013).
- [22] Tomas Mikolov, Ilya Sutskever, Kai Chen, Gregory S. Corrado, and Jeffrey Dean. 2013. Distributed Representations of Words and Phrases and their Compositionality. In *Advances in Neural Information Processing Systems 26: 27th Annual Conference on Neural Information Processing Systems 2013. Proceedings of a meeting held December 5-8, 2013, Lake Tahoe, Nevada, United States*. 3111–3119.
- [23] Diego Monti, Enrico Palumbo, Giuseppe Rizzo, and Maurizio Morisio. 2019. Sequeval: An Offline Evaluation Framework for Sequence-Based Recommender Systems. *Information* 10, 5 (2019), 174.
- [24] Cataldo Musto, Tiziano Franza, Giovanni Semeraro, Marco de Gemmis, and Pasquale Lops. 2018. Deep Content-based Recommender Systems Exploiting Recurrent Neural Networks and Linked Open Data. In *Adjunct Publication of the 26th Conference on User Modeling, Adaptation and Personalization*. ACM, 239–244.
- [25] Cataldo Musto, Giovanni Semeraro, Marco de Gemmis, and Pasquale Lops. 2015. Word Embedding Techniques for Content-based Recommender Systems: An Empirical Evaluation. In *Poster Proceedings of the 9th ACM Conference on Recommender Systems, RecSys 2015, Vienna, Austria, September 16, 2015*.
- [26] Makbule Gulcin Ozsoy. 2016. From word embeddings to item recommendation. *arXiv preprint arXiv:1601.01356* (2016).
- [27] Makbule Gulcin Ozsoy, Faruk Polat, and Reda Alhajj. 2014. Multi-objective optimization based location and social network aware recommendation. In *10th IEEE International Conference on Collaborative Computing: Networking, Applications and Worksharing, CollaborateCom 2014, Miami, Florida, USA, October 22-25, 2014*. 233–242.
- [28] Rong Pan, Yunhong Zhou, Bin Cao, Nathan N Liu, Rajan Lukose, Martin Scholz, and Qiang Yang. 2008. One-class collaborative filtering. In *Data Mining, 2008. ICDM'08. Eighth IEEE International Conference on*. IEEE, 502–511.
- [29] Kishore Papineni, Salim Roukos, Todd Ward, and Wei-Jing Zhu. 2002. BLEU: a method for automatic evaluation of machine translation. In *Proceedings of the 40th annual meeting on association for computational linguistics*. Association for Computational Linguistics, 311–318.

Beyond Next Item Recommendation: Recommending and Evaluating List of Sequences

- [30] Steffen Rendle, Christoph Freudenthaler, Zeno Gantner, and Lars Schmidt-Thieme. 2009. BPR: Bayesian personalized ranking from implicit feedback. In *Proceedings of the twenty-fifth conference on uncertainty in artificial intelligence*. AUAI Press, 452–461.
- [31] Ruslan Salakhutdinov, Andriy Mnih, and Geoffrey E. Hinton. 2007. Restricted Boltzmann machines for collaborative filtering. In *Machine Learning, Proceedings of the Twenty-Fourth International Conference (ICML 2007), Corvallis, Oregon, USA, June 20-24, 2007*. 791–798.
- [32] Donghyuk Shin, Suleyman Cetintas, and Kuang-Chih Lee. 2014. Recommending Tumblr Blogs to Follow with Inductive Matrix Completion. In *Poster Proceedings of the 8th ACM Conference on Recommender Systems, RecSys 2014, Foster City, Silicon Valley, CA, USA, October 6-10, 2014*.
- [33] Mozghan Tavakolifard and Kevin C. Almeroth. 2012. Social computing: an intersection of recommender systems, trust/reputation systems, and social networks. *IEEE Network* 26, 4 (2012), 53–58.
- [34] Roberto Turrin, Massimo Quadran, Andrea Condorelli, Roberto Pagano, and Paolo Cremonesi. 2015. 30Music Listening and Playlists Dataset. In *RecSys Posters*.
- [35] Hao Wang, Naiyan Wang, and Dit-Yan Yeung. 2014. Collaborative Deep Learning for Recommender Systems. *CoRR* 1409.2944 (2014).
- [36] Jing Yang and Carsten Eickhoff. 2018. Unsupervised Learning of Parsimonious General-Purpose Embeddings for User and Location Modeling. *ACM Transactions on Information Systems (TOIS)* 36, 3 (2018), 32.
- [37] Mao Ye, Peifeng Yin, and Wang-Chien Lee. 2010. Location Recommendation for Location-based Social Networks. In *Proceedings of the 18th SIGSPATIAL International Conference on Advances in Geographic Information Systems (GIS '10)*. ACM, New York, NY, USA, 458–461.
- [38] Quan Yuan, Gao Cong, Zongyang Ma, Aixin Sun, and Nadia Magnenat Thalmann. 2013. Time-aware Point-of-interest Recommendation. In *Proceedings of the 36th International ACM SIGIR Conference on Research and Development in Information Retrieval (SIGIR '13)*. ACM, New York, NY, USA, 363–372.
- [39] Jia-Dong Zhang, Chi-Yin Chow, and Yanhua Li. 2014. Lore: Exploiting sequential influence for location recommendations. In *Proceedings of the 22nd ACM SIGSPATIAL International Conference on Advances in Geographic Information Systems*. ACM, 103–112.
- [40] Wei Zhang and Jianyong Wang. 2015. Location and Time Aware Social Collaborative Retrieval for New Successive Point-of-Interest Recommendation. In *Proceedings of the 24th ACM International on Conference on Information and Knowledge Management (CIKM '15)*. ACM, New York, NY, USA, 1221–1230.
- [41] Shenglin Zhao, Tong Zhao, Irwin King, and Michael R Lyu. 2016. GT-SEER: geo-temporal sequential embedding rank for point-of-interest recommendation. *arXiv preprint arXiv:1606.05859* (2016).
- [42] Shenglin Zhao, Tong Zhao, Irwin King, and Michael R Lyu. 2017. Geoteaser: Geo-temporal sequential embedding rank for point-of-interest recommendation. In *Proceedings of the 26th international conference on world wide web companion*. International World Wide Web Conferences Steering Committee, 153–162.
- [43] Shenglin Zhao, Tong Zhao, Haiqin Yang, Michael R. Lyu, and Irwin King. 2016. STELLAR: Spatial-Temporal Latent Ranking for Successive Point-of-Interest Recommendation. In *Proceedings of the Thirtieth AAAI Conference on Artificial Intelligence, February 12-17, 2016, Phoenix, Arizona, USA*. 315–322.