

Hysteric Magnetoconductance

Kyung Kiu Kim^{1,a}, Keun-Young Kim^{2,b}, Sang-Jin Sin^{3,c} and Yunseok Seo^{4,d}

¹*Department of Physics and Astronomy, Sejong University, Seoul 05006, Korea*

²*School of Physics and Chemistry, Gwangju Institute of Science and Technology,
Gwangju 61005, Korea*

³*Department of Physics, Hanyang University, Seoul 04764, Korea*

⁴*GIST college, Gwangju Institute of Science and Technology, Gwangju 61005, Korea*

^a*kimkyungkiu@sejong.ac.kr*, ^b*fortoe@gist.ac.kr*, ^c*sjsin@hanyang.ac.kr*,
^d*yseo@gist.ac.kr*

Abstract

In this paper we study a hysteric phase transition from weak localization (WL) phase to hysteric magnetoconductance (HMC) phase using gauge/gravity duality. This HMC phase is triggered by a spontaneous magnetization related to \mathbb{Z}_2 symmetry and time reversal symmetry in a 2+1 dimensional system with momentum relaxation. We derive thermoelectric conductivity formulas describing non-hysteric and HMC phases. The resulting magnetoconductance near the critical temperature shows similar phase transition in topological insulators (TIs). In addition we obtain Seebeck coefficient and Nernst signal whose hysteresis curves have not been reported yet. We also justify that our impurity parameter plays a role of magnetic impurity by showing that the susceptibility and the spontaneous magnetization increase with increasing impurity parameter.

Keywords : Gauge/gravity duality, Holographic conductivity, Hysteresis curves

1 Introduction and Summary

Recently, TIs have attracted considerable interest in theoretical research and potential applications. This interesting material can be explained by nontrivial topological effect which is protected by time reversal symmetry (TRS). See [1, 2] for reviews. Since the underlying physics is sensitive to TRS and the band structure, it is important to adjust the band gap for application of TIs. So one may try to break the TRS to control TIs naturally. One way to achieve TRS breaking is by doping TIs with magnetic impurities. Such a method has already been realized in numerous experiments, which provided reliable data for various materials [3, 4].

Even though the bulk of a TI is an insulator, currents still flow on the surface of TIs. Therefore the referred experimental data were obtained by measuring magnetoconductance under magnetic doping. These experiments show a crossover from weak anti-localization (WAL) to WL as the magnetic doping concentration increases and also there is a novel phase transition distinguished by hysteresis behavior of magnetoconductance. From now on, we will refer to this hysteric phase as the HMC phase.

One of the interesting phenomena is that the hysteric behavior occurs at a certain magnetic impurity density. Cr doped BiTe topological insulator is one of these examples [3]. There is no hysteric behavior in the magnetoconductance before the doping parameter of Cr is greater than $x = 0.14$. However, when the doping parameter is greater than $x = 0.14$, the spontaneous magnetization appears and hence the hysteric behavior of magnetoconductance begins to appear. Many researchers believe that this phenomenon comes from the correlation between the lattice and the magnetic order of the impurities. But it is not well understood due to the strong interaction nature of the materials. While it is difficult to understand the hysteric behavior, there has been significant progress in the non-hysteric WAL and WL phases including the crossover, *e.g.*, [5] based on Hikami-Larkin-Nagaoka model [6]. Also there is a holographic study about the crossover between WAL and WL phases [7].

Of course it would be fantastic to find a model covering all the crossover and the phase transition. However even the phase transition from WL phase to HMC phase has been less studied. In this note we are devoted to constructing a simplest holographic model showing this phase transition. For the purpose, we will take into account a holographic approach. Holographic method is based on AdS/CFT correspondence [8, 9] which provides a powerful tool to study various strongly coupled field theories. Later this method has been widely applied to various research areas. In particular, topics of condensed matter physics are considered as an major application of the correspondence, *e.g.* [10–13]. Also, the magnetic

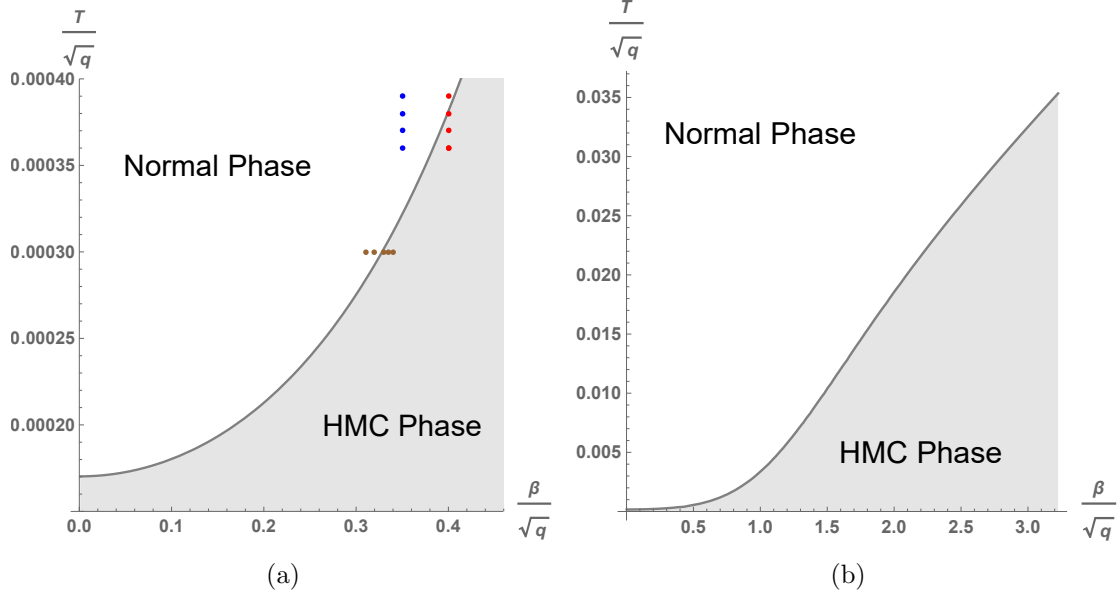


Figure 1: **Phase diagram:** The gray regions show hysteric magnetoconductance (HMC) phase. (a) shows clearly the phase structure near the zero temperature and (b) shows a wider parameter space. The brown dots denote $T/\sqrt{q} = 0.0003$ with $\beta/\sqrt{q} = 0.31, 0.32, 0.33, 0.335$ and 0.34 . The corresponding transport coefficients can be shown in Figure 2 and 3. The blue dots represent $\beta/\sqrt{q} = 0.35$ with $T/\sqrt{q} = 0.00036, 0.00037, 0.00038$ and 0.00039 . In addition the red dots denote the same temperatures of the blue dots with $\beta/\sqrt{q} = 0.4$. Their transport coefficients are shown in Figure 4 and 5, respectively.

property of holographic matters has been studied using various gravity models, *e.g.* [11, 14].

Recently, we constructed a four-dimensional gravity model describing spontaneous magnetization and we obtained hysteric magnetization curves of the dual 2+1 dimensional system using this holographic model [15]. This model is suitable for describing magnetic property of two-dimensional surface material. In this paper we study an extended model by adding an axionic matter field $\psi^{\mathcal{I}}$ to the previous one. This axion field is known to explain the effect of momentum relaxation from impurity or lattice, *e.g.*, [16–24]. Thus main goal of the present work is to show that the system undergoes the phase transition from WL phase to HMC phase by increasing this impurity.

Before discussing the phase transition, it is very important to clarify that this impurity dual to the axion field can really be identified with the magnetic impurity. As one can see in (2), the axion field is not coupled to the magnetic field directly so it doesn't seem clear that this axion field carries magnetic moments in the dual system. However, the axion field can interact indirectly with the magnetic field through bulk back-reaction. In order to confirm this, we compute the spontaneous magnetization and susceptibility in the HMC and WL phases, respectively. The Figure 6 shows that the susceptibility and magnetization increase

as we increase the impurity density denoted by β . Since we increase only β with fixed charge density without other sources, it is justified that β really plays a role of a magnetic impurity density.

As we discussed earlier, the magnetic conductance is the observable which distinguishes the HMC phase from the non-hysteric WL phase in experiments, *e.g.* [3]. Thus we derive the conductivity formulas, (21) and (28), by using a holographic method. This holographic conductivity is usually given by horizon data of black branes. See [18,21,22,25] for examples of derivation for different models. Since the phase transition is coming from the spontaneous magnetization, it is possible to construct the phase diagram in terms of magnetic impurity density and temperature for a given charge density q using a numerical method. The phase diagram is provided in Figure 1. As it is shown in the Figure, it turns out that larger β , describing more impurities, or lower temperature triggers the phase transition.

More precisely, this phase transition is originated from \mathbb{Z}_2 symmetry breaking associated with a scalar operator condensation at low temperature. The detailed discussion on this \mathbb{Z}_2 symmetry breaking was provided in [15]. Since the only difference of the present model from the previous model is consideration of the axion field which has nothing to do with the \mathbb{Z}_2 symmetry, the discussion of [15] is not affected by this axion field.

We plot the hysteresis curves of the magnetoconductance in Figure 2 and 4 under varying the impurity density β and the temperature. These figures show occurrence of butterfly and loop shapes in longitudinal and transverse conductivities as β increases or the temperature decreases. These hysteric shapes of magnetoconductance can be found in various experimental data. It is desirable to compare our result to magnetoconductance data in [3]. Therefore our holographic calculation realizes the hysteric phase transition between WL phase and HMC phase successfully. However our model is just for a fragment of the whole material. Thus, in order to compare real experimental data quantitatively, the hysteric magnetoconductance should be averaged over all the fragments. Such a research including fragmentation average could be an interesting study but it is beyond the scope of the present work. We leave it as a future research.

In addition to these electric conductivities, we also study hysteresis curves of the Seebeck coefficient \mathcal{S} and the Nernst signal \mathcal{N} , which have never been measured by any experiment. The Seebeck coefficient and the Nernst signal can be written in terms of the transport coefficient as follows:

$$\mathcal{S} \equiv (\rho \cdot \bar{\alpha})_{xx} \ , \ \mathcal{N} \equiv (\rho \cdot \bar{\alpha})_{xy} \ , \quad (1)$$

where ρ_{ij} is the resistivity and $\bar{\alpha}_{ij}$ is the thermoelectric coefficient. The appearance of the

hysteric behavior of these quantities is shown in Figure 3 and 5. As one can see in Figure 3 and 5, \mathcal{S} and \mathcal{N} show butterfly curves and hysteresis loops in the HMC phase, respectively. It would be interesting to see if such hysteric Seebeck and Nernst coefficients appear in future experimental data. Our derivation of the holographic thermoelectric conductivities is the first study to describe hysteric conductivities. The result is summarised in (21) and (28). This is one of the main results in the present work.

The order parameters of this phase transition are definitely the areas of butterfly shape and hysteresis loop of the transport coefficients in the phenomenological point of view. The physical meaning of these areas is not so clear, however one may expect that these areas are related to the magnetic work given by the area of the magnetization hysteresis loop. We hope to clarify the physical interpretation in the near future. Also, it can be conjectured that these phenomenological order parameters may be related to real scalar hair and magnetization of the black brane in the holographic point of view. It can be an interesting study about the relation between the bulk and boundary quantities.

This paper is organized as follows. In section 2, we introduce a simplest holographic model to describe the magnetic hysteresis and the magnetic impurities. In section 3, we derive DC transport coefficients σ_{ij} and $\bar{\alpha}_{ij}$ in the presence of magnetic field, axion field and real scalar hair. In section 4, we discuss our result and future directions. In Appendix , we obtain the magnetization using the scaling symmetry technique. This independent check of the magnetization confirms that the magnetization current (26) is the correct expression.

2 Hysteric Black Brane with Real Scalar Hair

In this section, we introduce a dual gravity model describing the non-hysteric phases and the HMC phase according to gauge/gravity correspondence. In order to identify the physical quantities in both the gravity model and the corresponding 2+1 dimensional system, we use the standard holographic renormalization [26–28]. The model admits an analytic solution for the non-hysteric phases. This solution is nothing but the dyonic black brane with an axion field which is linear in the boundary spatial coordinates. On the other hand, a set of numerical solutions can be considered as the HMC phase. These numerical solutions are dyonic black branes with the axion field and a real scalar hair. A set of these solutions forms a magnetization hysteresis curve. These curves without the axion field were studied in [15].

The hairy black brane solution appears below a certain critical temperature. It carries nonvanishing magnetization even in the absence of the magnetic field. This nonvanishing magnetization is accompanied by the vacuum expectation value of the real scalar operator

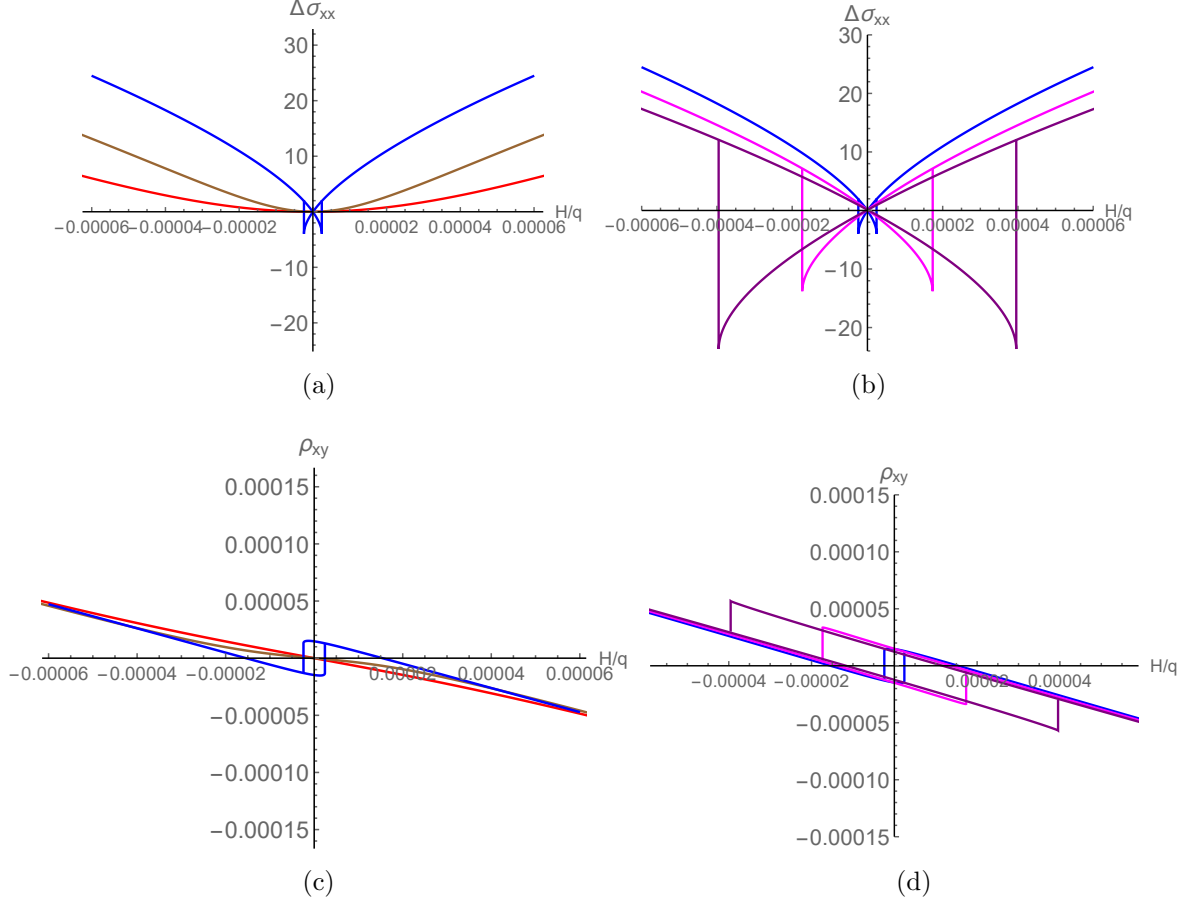


Figure 2: **Longitudinal conductivity and transverse resistivity** with $T/\sqrt{q} = 3 \times 10^{-4}$: The red, brown, blue, magenta and purple curves denote $\beta/\sqrt{q} = 0.31, 0.32, 0.33, 0.335$ and 0.34 , respectively. The longitudinal component is plotted with $\Delta\sigma_{xx} = \sigma_{xx} - (\sigma_{xx})_{\mathcal{H}=0}$.

as a consequence of the \mathbb{Z}_2 symmetry breaking in the dual field theory. Below the critical temperature, the free energy of the system has two global minima corresponding to two hairy black branes with positive and negative magnetizations, respectively. Once the system takes a global minimum spontaneously, the system follows a local minimum by turning on and varying the magnetic field. As a result, hysteresis curves of magnetization can be generated due to slowly-varying magnetic field. See [15] for more details for this phenomenon.

A dual system under consideration has two spatial dimensions and a $U(1)$ current with an external magnetic field. So we consider a holographic model with a bulk Maxwell field in asymptotically AdS_4 spacetime. Also, since the system undergoes the spontaneous magnetization, we include a real scalar field which can break \mathbb{Z}_2 symmetry of the magnetization in two-spatial dimensions [15]. In addition to these, the momentum relaxation should come to the system in order to have finite DC conductivities. Therefore we start with the following

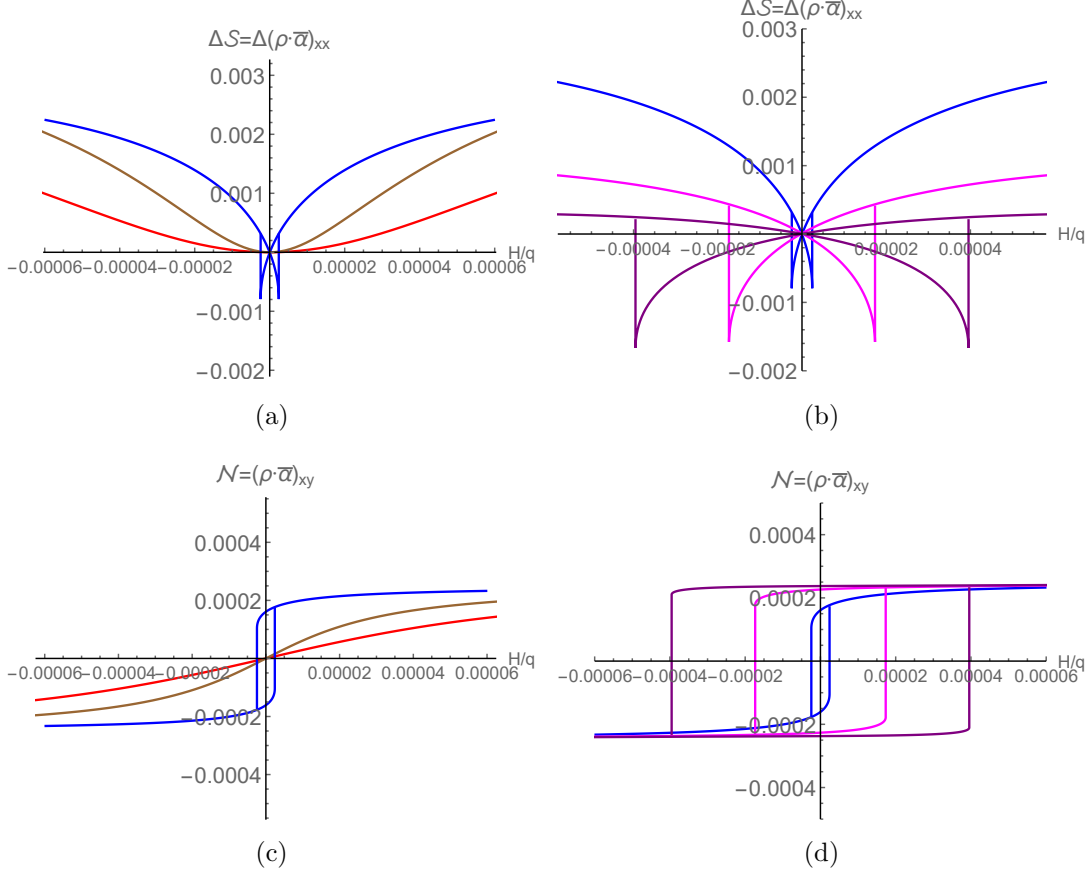


Figure 3: **Seebeck and Nernst coefficients with $T/\sqrt{q} = 3 \times 10^{-4}$** : The red, brown, blue, magenta and purple curves denote $\beta/\sqrt{q} = 0.31, 0.32, 0.33, 0.335$ and 0.34 , respectively. The difference of Seebeck coefficient $\Delta\mathcal{S}$ is given by $\Delta\mathcal{S} = \mathcal{S} - (\mathcal{S})_{\mathcal{H}=0}$.

gravity action:

$$S_B = \frac{1}{16\pi G} \int d^4x \sqrt{-g} \left(\mathcal{R} + \frac{6}{L^2} - \frac{1}{4}F^2 - \frac{1}{2}(\partial\phi)^2 - \frac{1}{2}m^2\phi^2 - \frac{1}{2} \sum_{\mathcal{I}=1}^2 (\partial\psi^{\mathcal{I}})^2 \right) - \frac{1}{16\pi G} \int d^4x \frac{\eta}{4} \phi \epsilon^{MNPQ} F_{MN} F_{PQ} , \quad (2)$$

where L is the AdS radius and $\psi^{\mathcal{I}}$ describes the momentum relaxation. In addition η represents the strength of the interaction among the real scalar, the electric field and the magnetic field. In the numerical calculation, we choose $\eta = -0.1$ for convenience.

In order to find black brane solutions admitted by this action, we take the following ansatz:

$$ds^2 = -\frac{U(r)}{L^2} e^{2W(r)-2W(\infty)} dt^2 + \frac{r^2}{L^2} (dx^2 + dy^2) + \frac{L^2 dr^2}{U(r)} \\ \psi^{\mathcal{I}} = (\beta x, \beta y) , \quad \phi = \phi(r)$$

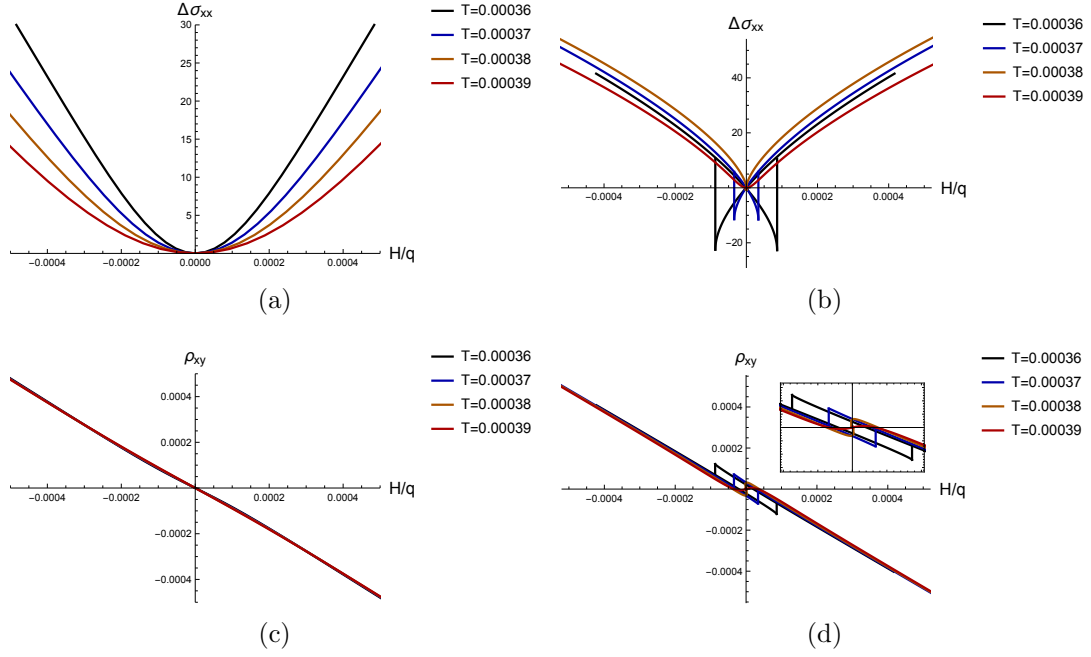


Figure 4: **DC Magnetoconductance** with $\beta/\sqrt{q} = 0.35$

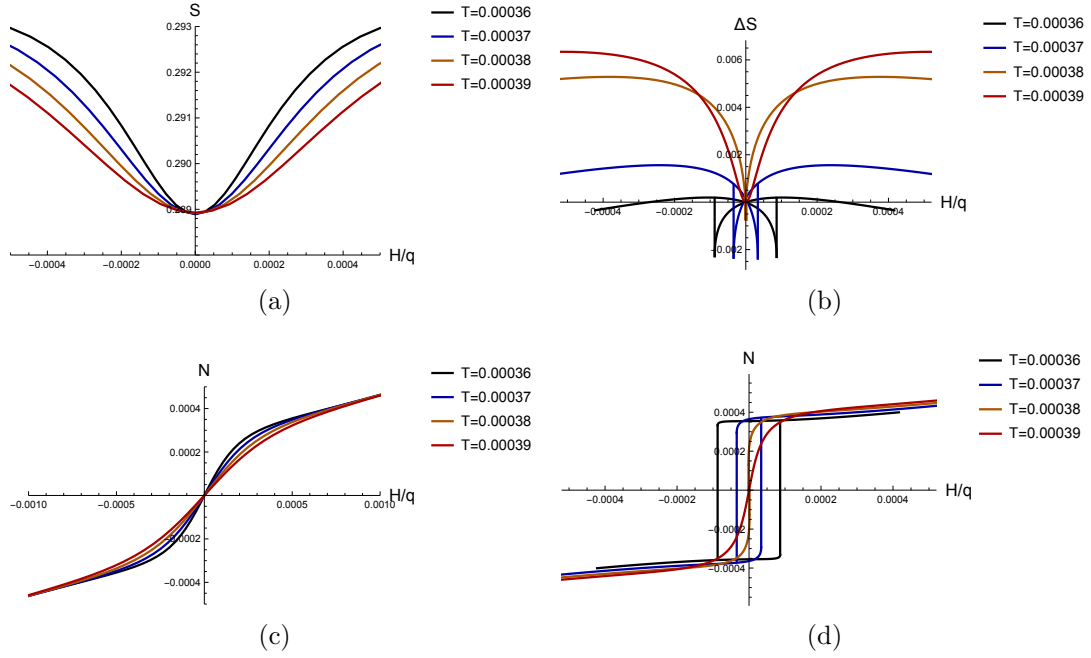


Figure 5: **Seebeck coefficient and Nernst signal** with $\beta/\sqrt{q} = 0.4$

$$A = A_t(r)dt + \frac{\mathcal{H}}{2}L(x dy - y dx) \quad . \quad (3)$$

By solving the Maxwell equation, one can obtain

$$A'_t(r) = e^{W(r)-W(\infty)} \frac{L^3}{r^2} (q - 2\eta\phi(r)\mathcal{H}) \quad , \quad (4)$$

where q is an integration constant representing the charge density of black brane. When $\phi = 0$, one can find an analytic solution given by $U(r) = r^2 - \frac{\beta^2}{2} - \frac{M}{r} + \frac{(q^2 + \mathcal{H}^2)}{4r^2}$ and $W(r) = 0$, where we took a unit with $16\pi G = L = 1$. This solution describes the non-hysteric phase.

Although it is difficult to find an exact solution with nonvanishing $\phi(r)$, it is not so difficult to obtain numerical solutions. To do this numerical task, one may take dimensionless parameters and functions as follows:

$$\begin{aligned} \tilde{r} &= \frac{r}{r_h} \quad , \quad U(r) = r_h^2 u(\tilde{r}) \quad , \quad \tilde{\beta} = \frac{L^2}{r_h} \beta \quad , \quad m = -\frac{2}{L^2} \\ w(\tilde{r}) &= W(r) \quad , \quad \varphi(\tilde{r}) = \phi(r) \quad , \quad \tilde{q} = \frac{L^4}{r_h^2} q \quad , \quad \tilde{H} = \frac{L^4}{r_h^2} \mathcal{H} \quad , \end{aligned} \quad (5)$$

where we took the mass of the scalar field as $-2/L^2$ for convenience. One may try other values of the mass. So the real scalar field ϕ can be dual to a dimension two operator ($\Delta = 2$) \mathcal{O} . Then the equations of motion are given by:

$$u' + u \left(\frac{1}{4} \tilde{r} (\varphi')^2 + \frac{1}{\tilde{r}} \right) - \frac{\eta \varphi \tilde{H} \tilde{q}}{\tilde{r}^3} + \frac{\tilde{H}^2 (\eta^2 \varphi^2 + \frac{1}{4})}{\tilde{r}^3} + \frac{\tilde{q}^2}{4\tilde{r}^3} + \frac{\tilde{\beta}^2}{2\tilde{r}} - \left(\frac{\varphi^2}{2} + 3 \right) \tilde{r} = 0 \quad (6)$$

$$w' - \frac{1}{4} \tilde{r} (\varphi')^2 = 0 \quad (7)$$

$$\begin{aligned} \varphi'' - \frac{\varphi' \left(-4\eta \varphi \tilde{H} \tilde{q} + \varphi^2 \left(4\eta^2 \tilde{H}^2 - 2\tilde{r}^4 \right) + \tilde{H}^2 + \tilde{q}^2 + 2\tilde{\beta}^2 \tilde{r}^2 - 4u\tilde{r}^2 - 12\tilde{r}^4 \right)}{4u\tilde{r}^3} \\ + \frac{2\eta \tilde{H} \tilde{q}}{u\tilde{r}^4} - \frac{\varphi \left(4\eta^2 \tilde{H}^2 - 2\tilde{r}^4 \right)}{u\tilde{r}^4} = 0 \quad . \end{aligned} \quad (8)$$

One can see that any dimensionful quantity doesn't show up in the equations of motion. By solving the above equations of motion near the boundary of AdS space, the asymptotic behavior of fields can be written as follows:

$$\begin{aligned} u(\tilde{r}) &\sim \tilde{r}^2 + \frac{1}{4} \left(\tilde{J}^2 - 2\tilde{\beta}^2 \right) - \frac{\tilde{M}}{\tilde{r}} + \frac{2 \left(\tilde{H}^2 + 2\tilde{\mathcal{O}}^2 + \tilde{q}^2 \right) - \tilde{J}^2 \left(\tilde{\beta}^2 + \tilde{\gamma}^2 \right) + \tilde{J}^4}{8\tilde{r}^2} + \dots \\ w(\tilde{r}) &\sim w(\infty) - \frac{\tilde{J}^2}{8\tilde{r}^2} + \frac{\tilde{J}\tilde{\mathcal{O}}}{3\tilde{r}^3} + \dots \\ \varphi(\tilde{r}) &\sim \frac{\tilde{J}}{\tilde{r}} - \frac{\tilde{\mathcal{O}}}{\tilde{r}^2} + \frac{\tilde{J}^3}{8\tilde{r}^3} + \dots \end{aligned} \quad (9)$$

One the other hand, we impose the following regularity condition to avoid singular configurations at the horizon:

$$\varphi'(1) = \frac{8 \left(-2\eta^2 \varphi(1) \tilde{H}^2 + \eta \tilde{H} \tilde{q} + \varphi(1) \right)}{2 \left(\tilde{\beta}^2 - \varphi(1)^2 - 6 \right) + \tilde{H}^2 (4\eta^2 \varphi(1)^2 + 1) - 4\eta \varphi(1) \tilde{H} \tilde{q} + \tilde{q}^2} \quad . \quad (10)$$

This can be achieved by an expansion of the fields near the horizon. This condition makes the fields regular near the horizon ($\tilde{r} = 1$). Also, the temperature and entropy density can be found from mostly horizon data:

$$T = \frac{U'(r_h)}{4\pi L^2} e^{W(r_h)-W(\infty)} = r_h \frac{u'(1)}{4\pi L^2} e^{w(1)-w(\infty)} , \quad s = \frac{r_h^2}{4GL^2} , \quad (11)$$

Thanks to the equations of motion, one can rewrite $u'(1)$ in terms of other parameters as follows:

$$u'(1) = 3 - \frac{1}{4} \left(2\tilde{\beta}^2 + \tilde{H}^2 + \tilde{q}^2 \right) + \varphi(1)^2 \left(\frac{1}{2} - \eta^2 \tilde{H}^2 \right) + \eta \varphi(1) \tilde{H} \tilde{q} . \quad (12)$$

Since we integrated the gauge field already, A_t doesn't appear explicitly. Together with $A_t(r_h) = 0$, one can obtain the chemical potential by using (4):

$$\mu = \frac{1}{L} A_t(\infty) = \frac{r_h}{L^2} \tilde{\mu} = \frac{r_h}{L^2} \int_1^\infty d\tilde{r} e^{w(\tilde{r})-w(\infty)} \left(\frac{\tilde{q}}{\tilde{r}^2} - \frac{2\eta \tilde{H} \varphi(\tilde{r})}{\tilde{r}^2} \right) . \quad (13)$$

Following the AdS/CFT dictionary, the bulk scalar field ϕ corresponds to the expectation value $\langle \mathcal{O} \rangle$ and the corresponding source \mathcal{J} of an operator \mathcal{O} . They can be written as follows:

$$\mathcal{J} = \frac{r_h}{L^2} \tilde{\mathcal{J}} , \quad \langle \mathcal{O} \rangle = \frac{r_h^2}{16\pi L^2} \tilde{\mathcal{O}} . \quad (14)$$

The powers of r_h represent the dimensions of the source and the operator in the dual field theory. Since we would like to consider a simplest construction, we pick solutions with $\mathcal{J} = 0$. Using the above consideration, it is possible to find solutions of the equations of motion numerically. The obtained solutions have been used to draw the phase diagram in Figure 1 and to evaluate the magnetoconductance in Figure 2-5.

3 Holographic Conductivity

Now, we try to find DC conductivities in the dual field theory using holographic approach developed in [16, 18, 21, 22, 29, 30]. These holographic conductivities can be obtained by solving the equations of motion linearly responding to an external electric field, (E_x, E_y) . Thus we consider relevant metric fluctuations as follows:

$$ds_{(1)}^2 = 2\lambda \left\{ \delta g_{tx}(r) dt dx + \delta g_{ty}(r) dt dy + r^2 \delta h_{rx}(r) dr dx + r^2 \delta h_{ry}(r) dr dy \right\} , \quad (15)$$

where λ is a formal expansion parameter. Together with this fluctuation, the matter fields also has corrections given by

$$A_{(1)} = \lambda \left\{ (-E_x L t + \delta A_x(r)) dx + (-E_y L t + \delta A_y(r)) dy \right\} \quad (16)$$

for the gauge field and

$$\psi_{(1)}^{\mathcal{I}} = \lambda(\delta\psi_x(r), \delta\psi_y(r)) \quad (17)$$

for the axion fields $\psi^{\mathcal{I}}$. From the vector property of the fluctuation, one can see that there is no real scalar fluctuation at the linear level.

To find the first order solution in λ , we have to impose an appropriate boundary condition at the horizon. The correct boundary conditions is nothing but the in-going boundary condition and the explicit form is as follows:

$$\begin{aligned} \delta g_{tx}(r) &= \delta g_{tx}^0 + \mathcal{O}(r - r_h) \ , \ \delta g_{ty}(r) = \delta g_{ty}^0 + \mathcal{O}(r - r_h) \\ \delta h_{tx}(r) &\sim \frac{L^2}{r^2 U(r)} \delta g_{tx}^0 \ , \ \delta h_{ty}(r) \sim \frac{L^2}{r^2 U(r)} \delta g_{ty}^0 \ , \\ \delta A_x(r) &\sim -E_x \frac{L}{4\pi T} \log(r - r_h) \ , \ \delta A_y(r) \sim -E_y \frac{L}{4\pi T} \log(r - r_h) \ , \end{aligned} \quad (18)$$

where “ \sim ” means up to the singular term near the horizon. In addition $\psi^{\mathcal{I}}$ can be taken as a regular field near the horizon.

One the other hand, the holographic $U(1)$ current and the heat current through gauge/gravity duality are given by

$$J^\mu = \lim_{r \rightarrow \infty} \frac{L}{16\pi G} \left(\sqrt{-g} F^{\mu r} - \eta \phi \epsilon^{\mu\nu\sigma} F_{\nu\sigma} \right) , \quad (19)$$

$$Q^\mu = T^{t\mu} - \mu J^\mu , \quad (20)$$

where $T^{t\mu}$ denotes components of the holographic energy-momentum tensor $T^{\mu\nu}$. J^μ and $T^{\mu\nu}$ are obtained by derivatives of the on-shell action with respect to $\frac{1}{L}A_\mu(\infty)$ and the boundary metric.

In fact, J^μ is independent of the radial coordinate r due the the Maxwell equation. Therefore one can find the holographic current in terms of horizon behavior of the fields. The resultant expression J^μ depends on the constants, δg_{tx}^0 and δg_{ty}^0 appearing in the horizon behavior of the fields (18). By solving (x, r) and (y, r) -components of the first order Einstein equation in λ with the regularity condition (18), one can find δg_{tx}^0 and δg_{ty}^0 in terms of the other parameters. Plugging the expression of δg_{tx}^0 and δg_{ty}^0 into the holographic current J^μ in (19), one can obtain the electric conductivity defined by $J^i = \sigma_{ij} E_j$ ¹ as follows:

$$\sigma_{xx} = \frac{L^2}{16\pi G} \frac{\mathcal{N}_{xx}}{\mathcal{D}_{xx}} , \ \sigma_{xy} = \frac{L^2}{16\pi G} \frac{\mathcal{N}_{xy}}{\mathcal{D}_{xx}} , \ \sigma_{yx} = -\sigma_{xy} , \ \sigma_{yy} = \sigma_{xx} , \quad (21)$$

¹Here i is for 1 and 2 or x and y

where

$$\begin{aligned}
\mathcal{D}_{xx} &= e^{2w(\infty)} \left(\tilde{q} - 2\eta\varphi(1)\tilde{H} \right)^2 \tilde{H}^2 + e^{2w(1)} \left(\tilde{H}^2 + \tilde{\beta}^2 \right)^2 \\
\mathcal{N}_{xx} &= e^{2w(1)} \tilde{\beta}^2 \left(\tilde{\beta}^2 + \tilde{H}^2 \right) + \tilde{\beta}^2 e^{w(\infty)+w(1)} \left(\tilde{q} - 2\eta\varphi(1)\tilde{H} \right)^2 \\
\mathcal{N}_{xy} &= \tilde{\beta}^2 \tilde{H} e^{w(\infty)+w(1)} \left(\tilde{q} - 2\eta\varphi(1)\tilde{H} \right) + \tilde{H} e^{2w(\infty)} \left(\tilde{q} - 4\eta\varphi(1)\tilde{H} \right) \left(\tilde{q} - 2\eta\varphi(1)\tilde{H} \right)^2 \\
&\quad - e^{2w(1)} \left(\tilde{\beta}^2 + \tilde{H}^2 \right) \left(2\eta\varphi(1)\tilde{\beta}^2 + 4\eta\varphi(1)\tilde{H}^2 - \tilde{H}\tilde{q} \right) .
\end{aligned} \tag{22}$$

On the other hand, in order to obtain the heat current $Q^i \equiv T^{ti} - \mu J^i$, we define the bulk heat current as follows:

$$\hat{Q}^i \equiv \frac{1}{16\pi G L^2} U(r)^2 e^{3W(r)-3W(\infty)} \delta^{ij} \left(\frac{g_{tj}(r)}{U(r) e^{2W(r)-2W(\infty)}} \right)' - \frac{1}{L} A_t(r) J^i \tag{23}$$

Using the equations of motion at the linear level, one can verify that

$$(\hat{Q}^i)' = -\epsilon^{ij} \left(\bar{m} - \left(\frac{\eta L}{4\pi G} \phi A_t \right)' \right) E_j , \tag{24}$$

where

$$\bar{m} = \frac{L^4}{8\pi G} e^{W(r)-W(\infty)} \left(\frac{\eta q \phi(r)}{r^2} - \frac{\mathcal{H} (1 + 4\eta^2 \phi(r)^2)}{2r^2} \right) . \tag{25}$$

Taking integration from the horizon to the boundary of AdS space, the following relation can be evaluated:

$$\hat{Q}^i(\infty) = \hat{Q}^i(r_h) - \epsilon^{ij} \mathcal{M}_{\mathcal{H}} E_j , \tag{26}$$

where $\mathcal{M}_{\mathcal{H}} = \int_{r_h}^{\infty} \bar{m}$. One can also show that the heat current Q^i is same with the bulk current \hat{Q}^i at the boundary of the AdS space, i.e, $Q^i = \hat{Q}^i(\infty)$. Therefore, the holographic heat current Q^i is given by the horizon quantities and the magnetization current. Here it is important to note that the magnetization current, given by the last term, provides the explicit form of magnetization $\mathcal{M}_{\mathcal{H}}$. Usually the magnetization can be obtained by the first law of black hole thermodynamics but we didn't use the first law. Thus this evaluation of the heat current is another derivation of magnetization without using the first law. In Appendix we find the expression of the magnetization (49) using the scaling symmetry technique. Such an independent check confirms that our derivation of heat current leads to the correct expression.

Therefore, the holographic heat current Q^i is given by the horizon quantities and the magnetization current. However the magnetization current is the bound current which can

not be measured. Thus the transport coefficient can be read off from $\hat{Q}^i(r_h)$. The subtracted heat current can be found as follows:

$$Q^i + \epsilon^{ij} \mathcal{M}_{\mathcal{H}} E_j = -\frac{1}{16\pi G L^2} e^{W(r_h)-W(\infty)} U'(r_h) g_{ti}(r_h) = -\frac{1}{4G} T \delta g_{ti}^0. \quad (27)$$

Using the explicit expression of δg_{ti}^0 determined by the Einstein equation, we arrive at the final form of the thermo-electric coefficient²:

$$\bar{\alpha}_{xx} = \frac{L^2}{4G} \frac{\mathbb{N}_{xx}}{\mathcal{D}_{xx}}, \quad \bar{\alpha}_{xy} = \frac{L^2}{4G} \frac{\mathbb{N}_{xy}}{\mathcal{D}_{xx}}, \quad \bar{\alpha}_{xx} = \bar{\alpha}_{yy}, \quad \bar{\alpha}_{yx} = -\bar{\alpha}_{xy}, \quad (28)$$

where

$$\begin{aligned} \mathbb{N}_{xx} &= \left(\tilde{q} - 2\eta\varphi(1)\tilde{H} \right) \left(e^{w(\infty)+w(1)} \left(\tilde{\beta}^2 + \tilde{H}^2 \right) - \tilde{H}^2 e^{2w(\infty)} \right), \\ \mathbb{N}_{xy} &= \tilde{H} \left(e^{2w(\infty)} \left(\tilde{q} - 2\eta\varphi(1)\tilde{H} \right)^2 + e^{w(\infty)+w(1)} \left(\tilde{\beta}^2 + \tilde{H}^2 \right) \right). \end{aligned} \quad (29)$$

In the expressions (21) and (28), one can see that we need the asymptotic value of $w(\tilde{r})$. However, it is possible to find the solution satisfying $w(\infty) = 0$ by a shooting method. So the magnetoconductance (σ_{ij} and $\bar{\alpha}_{ij}$) is given by the horizon data of black brane. We plot the numerical results in Figure 2-5 in the unit of $16\pi G = L = 1$. The figures present the magnetoconductance with various parameters corresponding to dots in the phase diagram of Figure 1.

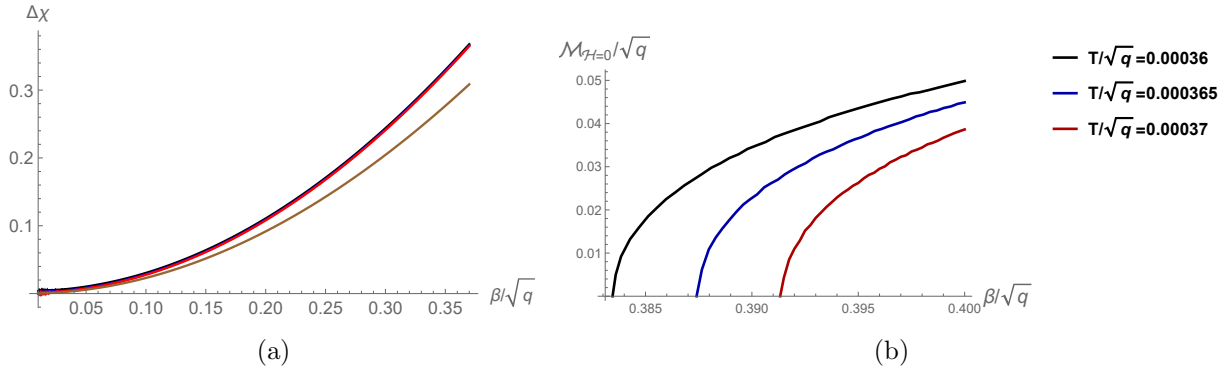


Figure 6: **Susceptibility and Magnetization vs β** : Here we define $\Delta\chi \equiv \chi - \chi|_{\beta=0}$ and $\mathcal{M}_{\mathcal{H}=0} \equiv \mathcal{M}_{\mathcal{H}}|_{\mathcal{H}=0} - \mathcal{M}_{\mathcal{H}}|_{\mathcal{H}=\beta=0}$. The figure (a) is for the non-hysteric phase. The red curve almost covers the black and blue curves. However this is not a universal feature. This coincident comes from the small parameter differences. To check this we provide the brown curve presenting data with $T/\sqrt{q} = 0.015$. The figure (b) is for the HMC phase. It is very clear that this increasing magnetization induced by pure contribution of β without the other external effects.

²Thermoelectric conductivities are defined by $J^i = \sigma_{ij} E^j$, $Q^i = \bar{\alpha}_{ij} T E^j - \epsilon^{ij} \mathcal{M}_{\mathcal{H}} E_j$.

As an important argument, we explain how the impurity density β can carries magnetic moment. The impurity density β in (3) does not interact with the magnetic field directly but it can interact with the magnetic field via bulk back-reaction indirectly, as we mentioned in the introduction. In order to see such an interaction, one can take into account relevant physical quantities. Since there is no spontaneous magnetization in the non-hysteric phase, one may consider the susceptibility given by

$$\chi = \frac{\partial \mathcal{M}_{\mathcal{H}}}{\partial \mathcal{H}}|_{\mathcal{H}=0} = -\frac{L^2}{16\pi G} \frac{1}{r_h}, \quad (30)$$

where we took $\mathcal{H} = 0$ to make comparison parallel with the spontaneous magnetization in the HMC phase. On the other hand, the spontaneous magnetization without the other source \mathcal{J} for a fixed charge density is the most relevant quantity to see the magnetic effect from β in the HMC phase. We display the result in Figure 6. As one can see, the susceptibility and the magnetization increase with increasing β . Therefore, we conclude that β really plays a role of magnetic impurity.

4 Conclusion

In this paper we constructed a model which shows a novel phase transition between the non-hysteric WL phase and the HMC phase. To describe this phase transition, we derived the holographic magnetoconductance formulas (21) and (28) for the hairy black brane with the axion field and the real scalar hair. Using these formulas and numerical solutions, we confirm that the electric conductivity σ_{ij} shows the phase transition reported in the earlier experiments [3]. Also, we evaluated the Seebeck coefficient and the Nernst signal. These quantities also show the hysteric behavior in the HMC phase. This result has never been yet observed in experiments. So it would be interesting to see if this result can be realized in real experiments.

In our consideration we didn't turn on the source \mathcal{J} of the real scalar operator \mathcal{O} to simplify the problem. However an extension with this nonvanishing source is another interesting subject. It could be regarded as another kind of impurity density. In this case we expect that the HMC phase as soon as \mathcal{J} is turned on. This is very similar to a hysteric conductivity measured in different kind of a topological insulator [4].

In addition we consider only the phase transition between the WL phase and the HMC phase. In a preliminary study which is not revealed in this paper, we found that the full solution space has more various types of numerical solutions. So we leave more analysis on the full solutions space as one possible future study. Other extensions with additional

matter fields are also possible and interesting to understand underlying physics of this hysteric phase transition. We hope that these generalizations of the present model could describe the crossovers and the phase transition among all the phases (WAL, WL and HMC phases) in the near future.

Appendix

A. Magnetization from Scaling Symmetry Technique

In this section we introduce another way to obtain the magnetization. This will confirm the magnetization obtained by consideration of the heat current in section 3. In order to get the magnetization, we use a scaling symmetry technique developed in [15, 31–35]. This technique is based on a scaling symmetry in a reduced action. So we start with the reduced action using (3). Then the bulk action (2) can be written as

$$S_B = \int dr d^3x L_{red} = \int dr d^3s (L_0 + L_{bs}) , \quad (31)$$

where L_0 and L_{bs} are given as follows:

$$L_0 = \frac{r^2 e^{W(\infty)-W} A_t'^2}{32\pi G L^2} + \frac{e^{W-W(\infty)}}{8\pi G L^4} \left(3r^2 - \frac{1}{4} L^2 m^2 r^2 \phi^2 - \frac{1}{4} r^2 U \phi'^2 - r U' - U \right) \quad (32)$$

$$L_{bs} = - \frac{e^{W-W(\infty)}}{32\pi G} \left(2\beta^2 + \frac{\mathcal{H}^2 L^4}{r^2} \right) + \frac{\mathcal{H} L A_t' \eta \phi}{8\pi G} . \quad (33)$$

Here we discarded some total derivative terms which doesn't spoil the following consideration.

Now let us assign the following transformation to each field:

$$\begin{aligned} \delta_0 U &= \sigma (2U - rU') , \quad \delta_0 e^W = \sigma (-2e^W - r(e^W)') , \\ \delta_0 \phi &= \sigma (-r\phi') , \quad \delta_0 A_t = \sigma (-2A_t - rA_t') , \end{aligned} \quad (34)$$

where σ is a small parameter. L_0 is invariant under the scaling transformation δ_0 up to total derivative as follows:

$$\delta_0 L_0 = (-rL_0)' , \quad (35)$$

where we used the equations of motion for $W(r)$ from the action L_0 . Together with δ_0 , one can add the following parameter transformation:

$$\delta_c H = 2\sigma H , \quad \delta_c \beta = \sigma \beta . \quad (36)$$

The above transformation compensates the scaling invariance of the full reduced action, i.e.

$$(\delta_0 + \delta_c) L_{red} = (-r L_{red})' . \quad (37)$$

Then this transformation is an approximated symmetry and the violation can be compensated by the parameter variation δ_c .

Using the equations of motion for the fields, we arrive at a partially conserved charge (PCC) equation as follows:

$$\mathcal{C}' = -\frac{1}{2}\delta_c L_{red} , \quad (38)$$

where the PCC \mathcal{C} is defined by

$$\mathcal{C} \equiv \frac{1}{2} \left(\frac{\delta_0 L_{red}}{\delta_0 \Psi'} \delta_0 \Psi + r L_{red} \right) . \quad (39)$$

Ψ denotes the collective field of $\{U, e^W, \phi, A_t\}$. The explicit form of PCC in terms of the ansatz (3) is

$$\mathcal{C} = \frac{e^{W-W(\infty)} (r^3 U \phi'^2 + 2r^2 U' - 4rU)}{32\pi G L^4} - \frac{Lq A_t}{16\pi G} . \quad (40)$$

The PCC equation (38) is a consequence of the broken scaling symmetry by L_{bs} .

Now, (38) can be integrated over from r_h to UV cut-off Λ .

$$\mathcal{C}(\Lambda) + \frac{1}{2} \int_{r_h}^{\Lambda} dr \delta_c L_{red} = \mathcal{C}(r_h) , \quad (41)$$

where $\mathcal{C}(r_h)$ turns out to be sT . The asymptotic value of PCC (40) is

$$\mathcal{C}(\Lambda) = \frac{\tilde{\Lambda} r_h^3 \tilde{\beta}^2}{16\pi G L^4} + \frac{r_h^3 (3\tilde{M} - 2\tilde{J}\tilde{\mathcal{O}})}{16\pi G L^4} - \frac{\mu \tilde{q} r_h^2}{16\pi G L^2} + \mathcal{O}\left(\frac{1}{\tilde{\Lambda}}\right) , \quad (42)$$

where $\tilde{\Lambda} = \Lambda/r_h$. Using all the above expressions and the asymptotic behavior (9) of fields with $\tilde{J} = 0$, it turns out that (41) gives us the thermodynamic relation

$$\mathcal{E} + \mathcal{P} = \mu \mathcal{Q} + sT , \quad (43)$$

where \mathcal{E} , \mathcal{P} and \mathcal{Q} are the energy density, the pressure and the charge density of the dual field theory, respectively. They can be evaluated by holographic renormalization with the counter terms:

$$S_{ct} = -\frac{1}{16\pi G} \int_{r=\Lambda} d^3x \sqrt{-\gamma} \left(\frac{4}{L} + \frac{\phi^2}{2L} - \frac{L}{2} (\nabla \psi^{\mathcal{I}} \cdot \nabla \psi^{\mathcal{I}}) \right) , \quad (44)$$

where γ is the determinant of the induced metric $\gamma_{\mu\nu}$ from the ADM decomposition ($ds^2 = \gamma_{\mu\nu} + N^2 dr^2$).

More explicitly, the holographic energy density $\mathcal{E} = T^{tt}$ given by

$$T^{tt} = \frac{r_h^3 \tilde{M}}{8\pi GL^4}. \quad (45)$$

from the boundary energy-momentum tensor $T^{\mu\nu}$. In addition the holographic charge density \mathcal{Q} is defined by $\mathcal{Q} \equiv \frac{r_h^2 \tilde{q}}{16\pi GL^2}$. See (19) for the expression of the holographic current whose time-component is equivalent to \mathcal{Q} . Since the system is a homogeneous system, the pressure is nothing but the minus Euclidean on-shell action density \mathcal{W} , i.e. $\mathcal{P} = -\mathcal{W}$. The pressure consists of three parts :

$$\mathcal{P} = \mathcal{P}_{int} + \beta \mathcal{M}_\beta + \mathcal{H} \mathcal{M}_\mathcal{H}. \quad (46)$$

Each term is given as follows :

$$\mathcal{P}_{int} = T^{xx} = \frac{r_h^3 \tilde{M}}{16\pi GL^4} \quad (47)$$

$$\mathcal{M}_\beta = \frac{\tilde{\beta} r_h^2}{16\pi GL^2} \left[1 - \int_1^{\tilde{\Lambda}} d\tilde{r} \left(e^{w(\tilde{r}) - w(\tilde{\Lambda})} - 1 \right) \right] \quad (48)$$

$$\mathcal{M}_\mathcal{H} = \frac{r_h}{8\pi G} \int_1^{\tilde{\Lambda}} d\tilde{r} e^{w(\tilde{r}) - w(\tilde{\Lambda})} \left\{ \tilde{q} \left(\frac{\eta \varphi(\tilde{r})}{\tilde{r}^2} \right) - \tilde{H} \left(\frac{4\eta^2 \varphi(\tilde{r})^2 + 1}{2\tilde{r}^2} \right) \right\}, \quad (49)$$

where \mathcal{P}_{int} can be regarded as the internal pressure. In addition \mathcal{M}_β is the dual thermodynamic variable to β . Also, $\mathcal{M}_\mathcal{H}$ denotes the magnetization which is thermodynamic dual to the external magnetic field \mathcal{H} . This expression is the same form of magnetization from the heat current (26). Therefore this magnetization from the magnetic pressure provides an independent consistency check for the magnetization included in the heat current.

Acknowledgments

K. K. Kim was supported by Basic Science Research Program through the National Research Foundation of Korea(NRF) grant No. NRF-2019R1A2C1007396. K.-Y. K. was supported by NRF funded by the Ministry of Science, ICT & Future Planning(NRF-2017R1A2B4004810) and GIST Research Institute(GRI) grant funded by the GIST in 2020. S. J. Sin was supported by Mid-career Researcher Program through the NRF grant No. NRF-2016R1A2B3007687. The work of YS was supported by Basic Science Research Program through NRF grant No. NRF-2019R1I1A1A01057998. K.K.Kim acknowledges the hospitality at APCTP where a part of this work was done.

References

- [1] M. Z Hasan and C. L. Kane, “Colloquium: Topological insulators,” *Rev. Mod. Phys.* **82**, 3045(2010)
- [2] Y. Ando, “Topological Insulator Materials,” *J. Phys. Soc. Jap.* **82**, no. 10, 102001 (2013) [arXiv:1304.5693 [cond-mat.mtrl-sci]].
- [3] L. Bao, W. Wang, N. Meyer , Y. Liu, C. Zhang, K. Wang, P. Ai and F. Xiu, “Quantum Corrections Crossover and Ferromagnetism in Magnetic Topological Insulators,” *Scientific Reports* **3**, 2391 (2013)

Y. Ni, Z. Zhang, I. C. Nlebedim, R. L. Hadimani, G. Tuttle, and D. C. Jiles, “Ferromagnetism of magnetically doped topological insulators in $\text{Cr}_x\text{Bi}_{2-x}\text{Te}_3$,” *Journal of Applied Physics* **117**, 17C748 (2015)
- [4] X. Kou, M. Lang, Y. Fan, Y. Jiang, T. Nie, J. Zhang, W. Jiang, Y. Wang, Y. Yao, L. He, and K. L. Wang, “Interplay between Different Magnetisms in Cr-Doped Topological Insulators,” *ACS Nano* (2013), **7**, 10, 92059212.

J. Zhang, C. Chang, P. Tang, Z. Zhang, X. Feng, K. Li, L. Wang, X. Chen, C. Liu, W. Duan, K. He, Q. Xue, X. Ma and Y. Wang, “Topology-Driven Magnetic Quantum Phase Transition in Topological Insulators,” *Science* **339**, 1582 (2013)

X. Kou, Y. Fan, M. Lang, P. Upadhyaya, K. L. Wang, “Magnetic topological insulators and quantum anomalous hall effect,” *Solid State Communications* , **215-216**, 34(2015)
- [5] F. V. Tikhonenko, A. A. Kozikov, A. K. Savchenko and R. V. Gorbachev, “Transition between Electron Localization and Antilocalization in Graphene” *PRL* **103**, 226801 (2009)

H. Lu, J. Shi, and S. Shen, “Competition between Weak Localization and Antilocalization in Topological Surface States” *PRL* **107**, 076801 (2011)

M. Liu, J. Zhang, C. Chang, Z. Zhang, X. Feng, K. Li, K. He, L. Wang, X. Chen, X. Dai, Z. Fang, Q. Xue, X. Ma and Y. Wang, “Crossover between Weak Antilocalization and Weak Localization in a Magnetically Doped Topological Insulator” *PRL* **108**, 036805 (2012)
- [6] S. Hikami, A. I. Larkin and Y. Nagaoka, “Spin-Orbit Interaction and Magnetoresistance in the Two Dimensional Random System,” *Prog. Theor. Phys.* **63**, 707 (1980).

- [7] Y. Seo, G. Song and S. J. Sin, “Strong Correlation Effects on Surfaces of Topological Insulators via Holography,” *Phys. Rev. B* **96**, no. 4, 041104 (2017) [arXiv:1703.07361 [hep-th]].
- [8] J. M. Maldacena, “The Large N limit of superconformal field theories and supergravity,” *Int. J. Theor. Phys.* **38**, 1113 (1999) [*Adv. Theor. Math. Phys.* **2**, 231 (1998)] [hep-th/9711200].
- [9] O. Aharony, S. S. Gubser, J. M. Maldacena, H. Ooguri and Y. Oz, “Large N field theories, string theory and gravity,” *Phys. Rept.* **323**, 183 (2000) [hep-th/9905111].
- [10] S. A. Hartnoll, C. P. Herzog and G. T. Horowitz, “Building a Holographic Superconductor,” *Phys. Rev. Lett.* **101**, 031601 (2008) [arXiv:0803.3295 [hep-th]].
- [11] S. A. Hartnoll, P. K. Kovtun, M. Muller and S. Sachdev, “Theory of the Nernst effect near quantum phase transitions in condensed matter, and in dyonic black holes,” *Phys. Rev. B* **76**, 144502 (2007) [arXiv:0706.3215 [cond-mat.str-el]].
- [12] S. A. Hartnoll, “Lectures on holographic methods for condensed matter physics,” *Class. Quant. Grav.* **26**, 224002 (2009) [arXiv:0903.3246 [hep-th]].
- [13] S. A. Hartnoll, J. Polchinski, E. Silverstein and D. Tong, “Towards strange metallic holography,” *JHEP* **1004**, 120 (2010) [arXiv:0912.1061 [hep-th]].
- [14] S. A. Hartnoll and C. P. Herzog, “Ohm’s Law at strong coupling: S duality and the cyclotron resonance,” *Phys. Rev. D* **76**, 106012 (2007) [arXiv:0706.3228 [hep-th]].
- [15] K. K. Kim, K. Y. Kim, Y. Seo and S. J. Sin, “Building Magnetic Hysteresis in Holography,” *JHEP* **1907**, 158 (2019) [arXiv:1902.10929 [hep-th]].
- [16] T. Andrade and B. Withers, “A simple holographic model of momentum relaxation,” *JHEP* **1405**, 101 (2014) [arXiv:1311.5157 [hep-th]].
- [17] B. Goutraux, “Charge transport in holography with momentum dissipation,” *JHEP* **1404**, 181 (2014) [arXiv:1401.5436 [hep-th]].
- [18] A. Donos and J. P. Gauntlett, “Thermoelectric DC conductivities from black hole horizons,” *JHEP* **1411**, 081 (2014) [arXiv:1406.4742 [hep-th]].
- [19] A. Donos and J. P. Gauntlett, “Novel metals and insulators from holography,” *JHEP* **1406**, 007 (2014) [arXiv:1401.5077 [hep-th]].

- [20] K. Y. Kim, K. K. Kim, Y. Seo and S. J. Sin, “Coherent/incoherent metal transition in a holographic model,” JHEP **1412**, 170 (2014) [arXiv:1409.8346 [hep-th]].
- [21] M. Blake, A. Donos and N. Lohitsiri, “Magnetothermoelectric Response from Holography,” JHEP **1508**, 124 (2015) [arXiv:1502.03789 [hep-th]].
- [22] K. Y. Kim, K. K. Kim, Y. Seo and S. J. Sin, “Thermoelectric Conductivities at Finite Magnetic Field and the Nernst Effect,” JHEP **1507**, 027 (2015) [arXiv:1502.05386 [hep-th]].
- [23] K. Y. Kim, K. K. Kim and M. Park, “A Simple Holographic Superconductor with Momentum Relaxation,” JHEP **1504**, 152 (2015) [arXiv:1501.00446 [hep-th]].
- [24] K. K. Kim, M. Park and K. Y. Kim, “Ward identity and Homes law in a holographic superconductor with momentum relaxation,” JHEP **1610**, 041 (2016) [arXiv:1604.06205 [hep-th]].
- [25] A. Donos, J. P. Gauntlett, T. Griffin and L. Melgar, “DC Conductivity of Magnetised Holographic Matter,” JHEP **1601**, 113 (2016) [arXiv:1511.00713 [hep-th]].
- [26] M. Henningson and K. Skenderis, “The Holographic Weyl anomaly,” JHEP **9807**, 023 (1998) [hep-th/9806087].
- [27] S. de Haro, S. N. Solodukhin and K. Skenderis, “Holographic reconstruction of space-time and renormalization in the AdS / CFT correspondence,” Commun. Math. Phys. **217**, 595 (2001) [hep-th/0002230].
- [28] K. Skenderis, “Lecture notes on holographic renormalization,” Class. Quant. Grav. **19**, 5849 (2002) [hep-th/0209067].
- [29] Y. Seo, K. Y. Kim, K. K. Kim and S. J. Sin, “Character of matter in holography: Spinorbit interaction,” Phys. Lett. B **759**, 104 (2016) [arXiv:1512.08916 [hep-th]].
- [30] Y. Seo, G. Song, P. Kim, S. Sachdev and S. J. Sin, “Holography of the Dirac Fluid in Graphene with two currents,” Phys. Rev. Lett. **118**, no. 3, 036601 (2017) [arXiv:1609.03582 [hep-th]].
- [31] M. Banados and S. Theisen, “Scale invariant hairy black holes,” Phys. Rev. D **72**, 064019 (2005) [hep-th/0506025].

- [32] B. Ahn, S. Hyun, S. A. Park and S. H. Yi, “Scaling symmetry and scalar hairy rotating AdS_3 black holes,” *Phys. Rev. D* **93**, no. 2, 024041 (2016) [arXiv:1508.06484 [hep-th]].
- [33] S. Hyun, J. Jeong, S. A. Park and S. H. Yi, “Scaling symmetry and scalar hairy Lifshitz black holes,” *JHEP* **1510**, 105 (2015) [arXiv:1507.03574 [hep-th]].
- [34] B. Ahn, S. Hyun, K. K. Kim, S. A. Park and S. H. Yi, “Holography without counter terms,” *Phys. Rev. D* **94**, no. 2, 024043 (2016) [arXiv:1512.09319 [hep-th]].
- [35] S. Hyun, J. Jeong, S. A. Park and S. H. Yi, “Thermodynamic Volume and the Extended Smarr Relation,” *JHEP* **1704**, 048 (2017) [arXiv:1702.06629 [hep-th]].