

GRAFFL: Gradient-free Federated Learning of a Bayesian Generative Model

Seok-Ju Hahn, Junghye Lee

sjhahn11512@unist.ac.kr, junghyelee@unist.ac.kr

Management Engineering, Ulsan National Institute of Science and Technology (UNIST)

Abstract

Federated learning platforms are gaining popularity. One of the major benefits is to mitigate the privacy risks as the learning of algorithms can be achieved without collecting or sharing data. While federated learning (i.e., many based on stochastic gradient algorithms) has shown great promise, there are still many challenging problems in protecting privacy, especially during the process of gradients update and exchange. This paper presents the first gradient-free federated learning framework called GRAFFL for learning a Bayesian generative model based on approximate Bayesian computation. Unlike conventional federated learning algorithms based on gradients, our framework does not require to disassemble a model (i.e., to linear components) or to perturb data (or encryption of data for aggregation) to preserve privacy. Instead, this framework uses implicit information derived from each participating institution to learn posterior distributions of parameters. The implicit information is summary statistics derived from SuffiAE that is a neural network developed in this study to create compressed and linearly separable representations thereby protecting sensitive information from leakage. As a sufficient dimensionality reduction technique, this is proved to provide sufficient summary statistics. We propose the GRAFFL-based Bayesian Gaussian mixture model to serve as a proof-of-concept of the framework. Using several datasets, we demonstrated the feasibility and usefulness of our model in terms of privacy protection and prediction performance (i.e., close to an ideal setting). The trained model as a quasi-global model can generate informative samples involving information from other institutions and enhances data analysis of each institution.

CCS Concepts

• **Computing methodologies** → **Learning from implicit feedback**; *Mixture modeling*; **Machine learning algorithms**.

Keywords

Federated Learning; Approximate Bayesian Computation; Bayesian Gaussian Mixture Model; Privacy-Preserving

ACM Reference Format:

Seok-Ju Hahn, Junghye Lee. 2020. GRAFFL: Gradient-free Federated Learning of a Bayesian Generative Model. In . ACM, New York, NY, USA, 11 pages.

Permission to make digital or hard copies of all or part of this work for personal or classroom use is granted without fee provided that copies are not made or distributed for profit or commercial advantage and that copies bear this notice and the full citation on the first page. Copyrights for components of this work owned by others than ACM must be honored. Abstracting with credit is permitted. To copy otherwise, or republish, to post on servers or to redistribute to lists, requires prior specific permission and/or a fee. Request permissions from permissions@acm.org.

Paper under review, .

© 2020 Association for Computing Machinery.

1 INTRODUCTION

As privacy and security have become important issues, federated learning (FL) is being noticeable as a remarkable solution of machine learning (ML) in recent years. FL is an emerging configuration of ML techniques, where collaborative learning of a global model between individuals or institutions is possible with no migration of data under the administration of a central server (CS). Since it helps to protect sensitive information while increasing the utility of data analysis, FL has been positioning as a legitimate reliever for ML in a situation that sensitive information is involved. Mainly two situations – horizontally or vertically distributed data – are considered in FL: the former is the case where the distributed samples share equivalent features while the latter is one of overlapped samples having distinct features. There has been a wealth of research, but many challenges still remain open in how to design the FL setting to enhance the potential of ML methods towards meaningful discoveries, the solution of which requires novel techniques in many fields.

Existing FL settings are usually placed on sharing gradient or weight information during a model training phase [39, 52]; utilization of the derivative information is usually powerful since it guarantees to find an optimal search direction of steepest ascent. However, these methods should be judicious since methods and analyses on gradient-driven privacy leakage has been actively investigated [27, 40, 41, 43, 53, 66]. For example, a model can unintentionally memorize training input for generalization [15, 65] with derivative information produced during a model training phase.

A dominant class of methods for secure and privacy-preserving FL is to exchange noise added/encrypted gradients/weight updates of a local model with the CS by using novel techniques such as differential privacy (DP) [1, 16, 22], homomorphic encryption (HE) [23, 26, 64], and multi-party computation (MPC) [23, 26, 64]. Such studies [31, 32] have been successfully conducted, but some limitations have been reported including computational complexity and accuracy loss of the model. DP, which ensures a strong privacy, only applies to the output of the algorithm, which might introduce too many noises in cases where the transfer or exchange of intermediate statistics (including the output), such as distributed learning, is required. HE and MPC, on the other hand, are computationally intensive and often require an approximation even for simple computations [4, 30, 62].

While gradient information is the key to learn a model in existing FL algorithms, it is sometimes showing limited capabilities in real practices since the target function to be optimized is sometimes non-convex, or analytically intractable (e.g. due to latent variables, or complicated integration in a likelihood term) [14, 49, 57]. When if the objective function has multiple optima, the gradient-based

methods can miss the global one [50]. Above all, it can also be an incipience or a target of attacks [52, 66].

It is, therefore, conceivable to consider of gradient-free methods in FL frameworks. Formerly, there has been an attempt to introduce a gradient-free distributed optimization algorithm [59], but it is not in accord with FL scheme as they did not consider preserving privacy, and it is not completely gradient-free as they partially applied Kiefer-Wolfowitz algorithm for approximating gradients. In a similar manner, [18] focused on a parallelization of model training with no concern on preserving privacy, and utilized synthetic gradients. Heretofore, no gradient-free FL in a true sense exists to the best of our knowledge.

In this research, we at first introduce a novel FL scheme to rule out the source of gradients: a likelihood. Likelihood-free inference methods can be an useful alternative in FL as a gradient-free method as they make use of function values instead of derivative information for finding optimal set of parameters. More specifically, Approximate Bayesian computation (ABC) [48] will be explored in this study: a Bayesian parameter inference method that only requires a parameterized generative model and prior distributions for simulating data and parameters respectively [58]; data generated from the model of which parameters given by prior distributions are compared with the observed data in the form of summary statistics. Although the use of summary statistics is encouraged in ABC to avoid the curse of dimensionality that occurs in calculating distances, the challenge lies in how to construct "sufficient" summary statistics beyond informative summary statistics [12, 21]. The main contributions of this work are as follows:

- **The first gradient-free FL framework:** As a new alternative to gradient-based FL algorithms, we develop the **gradient-free federated learning** framework (GRAFFL), aiming to train a federated generative model in a horizontally distributed setting. Instead of locally training models having the pre-agreed structure and then sharing updated gradients to CS, our method aims to train a global model at the CS in likelihood-free manner with no exposing of model structure and no exchange of gradients or parameters with local parties. Thereby, each local site has flexibility in a construction of own predictive models after finishing FL training phase, which encourages fine-tuned analyses suitable for situations of each site.
- **New sufficient dimensionality reduction for sufficient summary statistics:** We propose a new technique called SuffiAE based on learning of the modified Auto-Encoder (AE) to construct sufficient summary statistics and theoretically prove that this yields sufficient summary statistics via sufficient dimensionality reduction (SDR).
- **FL of a Bayesian generative model:** To serve the proof of the concept of GRAFFL, we use the Gaussian mixture model (GMM) as the parameterized generative model, which is recognized as the most representative and successful technique. The GMM trained by our framework can have parameters estimated by leveraging prior information provided by domain experts and statistical evidence from data across multiple institutions in an efficient way. We demonstrate its feasibility through a few experiments including a comparison of classification performance in different scenarios after simulating a

situation where imbalanced and insufficient samples derived from different modes of multi-modal population distribution are distributed to each site.

2 PRELIMINARIES

2.1 Approximate Bayesian Computation

ABC explores a parameter space by sampling from prior distribution, and then collect reasonable parameters by comparing summary statistics of observed data and simulated data from parameters using the discrepancy metric with the acceptance threshold value. This allows us to estimate the posterior distributions of the parameters in place of directly optimizing the likelihood term.

2.1.1 Summary statistics

Utilizing raw data itself may cause computational inefficiency, the curse of dimensionality, and the threat of information leakage. Therefore, it is important to construct proper summary statistics such that (1) sufficient and (2) reducing a dimensionality of data [2, 24]. Instead of using simple sufficient statistics such as a mean or a variance, utilizing well-established dimensionality reduction techniques such as a hash function, AE, and principal component analysis enables ABC parameter estimation to be robust even in high-dimensional data [28, 44, 55].

Definition 2.1. Bayes sufficiency [35]

For given data $\mathbf{x} \in \mathbb{R}^D$, summary statistics $S(\mathbf{x})$ derived from a transformation $S(\cdot) : \mathbb{R}^D \rightarrow \mathbb{R}^d$ is sufficient if it satisfies

$$p(\boldsymbol{\theta}|\mathbf{x}) = p(\boldsymbol{\theta}|S(\mathbf{x}))$$

for all prior $p(\boldsymbol{\theta})$.

Definition 2.2. Sufficient dimensionality reduction adapted from [61]

In a typical regression setting, where a univariate response variable Y is estimated on \mathbf{X} with a function $f(\cdot)$, i.e. $E[Y|\mathbf{X}] = f(\mathbf{X})$, dimensionality reduction mapping $S(\cdot) : \mathbb{R}^D \rightarrow \mathbb{R}^d, d \leq D$ is *sufficient* if the following condition is met:

$$Y \perp \mathbf{X}|S(\mathbf{X}).$$

It implies that $E[Y|\mathbf{X}] = E[Y|S(\mathbf{X})]$ if $S(\cdot)$ is a transformation satisfying SDR.

In summary, when we use a sufficient summary statistics, it is guaranteed that the approximated posterior derived through ABC is converged to the true posterior estimated from the original data \mathbf{x} . In addition, this trait may also help to accomplish data anonymization in our framework as the reduced data is usually indecipherable.

2.1.2 Acceptance threshold

Selection of an appropriate threshold value ϵ is essential to make ABC rejection sampling approximately converge to the true posterior. In fact, ABC rejection sampling presented in Algorithm 1 is one of the simplest ABC parameter estimation methods [45, 56]. There is a trade-off between computational cost and approximation accuracy in estimating parameters [8]. With an appropriate discrepancy metric $\Delta(\cdot, \cdot)$, sufficient summary statistics $S(\cdot)$, and

adequately small ϵ , the joint posterior is derived as:

$$p_\epsilon(\boldsymbol{\theta}, \mathbf{x}_{\text{gen}} | S(\mathbf{x}_{\text{obs}})) = \frac{p(\boldsymbol{\theta})p(\mathbf{x}_{\text{gen}} | \boldsymbol{\theta})\mathbb{I}_\epsilon(\mathbf{x}_{\text{gen}})}{\int_{\Theta} \int_{\chi} p(\boldsymbol{\theta})p(\mathbf{x}_{\text{gen}} | \boldsymbol{\theta})\mathbb{I}_\epsilon(\mathbf{x}_{\text{gen}})d\mathbf{x}_{\text{gen}}d\boldsymbol{\theta}}$$

for the sample space χ and the parameter space Θ , where $\mathbb{I}_\epsilon(\mathbf{x}_{\text{gen}}) = [\Delta(S(\mathbf{x}_{\text{gen}}), S(\mathbf{x}_{\text{obs}})) \leq \epsilon]$. Assuming sufficient summary statistics and a small ϵ , then the true posterior is approximated by:

$$p_\epsilon(\boldsymbol{\theta} | S(\mathbf{x}_{\text{obs}})) = \int_{\chi} p_\epsilon(\boldsymbol{\theta}, \mathbf{x}_{\text{gen}} | S(\mathbf{x}_{\text{obs}}))d\mathbf{x}_{\text{gen}}.$$

The accuracy of an approximation is highly contingent upon the choice of an acceptance value. Its effect on the approximation of the true posterior is stated as:

$$\lim_{\epsilon \rightarrow 0} p_\epsilon(\boldsymbol{\theta} | S(\mathbf{x}_{\text{obs}})) \cong p(\boldsymbol{\theta} | \mathbf{x}), \quad \lim_{\epsilon \rightarrow \infty} p_\epsilon(\boldsymbol{\theta} | S(\mathbf{x}_{\text{obs}})) \cong p(\boldsymbol{\theta}).$$

In other words, a large threshold value learns nothing for the posterior, which eventually converges to the prior while a small threshold value approximately approaches the posterior. A discrepancy metric $\Delta(\cdot, \cdot)$ (or a similarity measure) is required for comparing the distance between generated samples \mathbf{x}_{gen} and observed data \mathbf{x}_{obs} .

Meanwhile, another condition is required for samples to be generated from the approximately true posterior. When we accept samples satisfying $[\mathbf{x}_{\text{gen}} = \mathbf{x}_{\text{obs}}] = 1$, where $[\cdot, \cdot]$ is the Iverson bracket notation, it requires a long time to accept samples, even in a discrete sample space [60].

Therefore, the acceptance of sample proposals is determined with a proper discrepancy metric and a small enough acceptance threshold value. Conventionally, the distance metric defined in the sample space χ (e.g. Euclidean distance) is used as the discrepancy metric [58].

Algorithm 1: ABC Rejection Sampling

Input

- L : maximum number of accepted parameters
- N : total number of samples and parameter proposals
- \mathbf{x}^{obs} : observed data $\in \mathbb{R}^D$
- $S(\mathbf{x})$: sufficient summary statistics of $\mathbf{x} \in \mathbb{R}^d (d \leq D)$
- $p(\boldsymbol{\theta})$: prior of parameter(s) $\theta_i \in \mathbb{R}^p, (i = 1, \dots, N)$
- $\Delta(\cdot, \cdot)$: discrepancy metric $\mathbb{R}^d \rightarrow \mathbb{R}$
- ϵ : acceptance threshold

Output

$p_\epsilon(\boldsymbol{\theta} | S(\mathbf{x}^{\text{obs}}))$: a posterior distribution

Pseudocode

Set L and N ($L \leq N$)

Set $\#params = 0$

Compute $S(\mathbf{x}^{\text{obs}}) := \mathbf{x}^{\text{enc}}$

while $\#params < L$ **do**

Simulate N parameters from prior: $\theta_i^* \sim p(\boldsymbol{\theta})$.

Simulate $\mathbf{x}_i^{\text{gen}} \in \mathbb{R}^d$ samples from the simulation model:

$\mathbf{x}_i^{\text{gen}} \sim p(\cdot | \theta_i^*)$

if $\Delta(\mathbf{x}^{\text{enc}}, \mathbf{x}_i^{\text{gen}}) < \epsilon$ **then**

Store θ_i^*

$\#params \leftarrow \#params + 1$

end if

end while

2.2 Bayesian Gaussian Mixture Model

A GMM is a parameterized probabilistic function for estimating an unknown arbitrary probability density, assuming that all data points are from the finite mixture of Gaussian distributions. In other words, the unknown density function can be represented as the weighted sum of Gaussian components.

Suppose we have an input matrix $\mathbf{X}_{\text{obs}} \in \mathbb{R}^{M \times D}$, of which row corresponds to a sample vector $\mathbf{x}_{\text{obs}, i} \in \mathbb{R}^D (i = 1, \dots, M)$, and the input data are from the mixture of K Gaussian distributions. GMM typically consists of three parameters, $\boldsymbol{\theta} = \{\pi_k, \boldsymbol{\mu}_k, \boldsymbol{\Sigma}_k\}_{k=1}^K$; π_k is a responsibility vector indicating the probability that the input data belong to the k -th latent cluster. The latent cluster can be modeled by a latent random variable $\mathbf{z} = \{z_k | z_k \in \{0, 1\}\}_{k=1}^K$, of which distribution is parameterized by $\boldsymbol{\pi} = \{\pi_k | 0 \leq \pi_k \leq 1\}_{k=1}^K$, where $p(z_k = 1) = \pi_k$. The input data assigned to any latent cluster k follow normal distribution with mean $\boldsymbol{\mu}_k$ and covariance $\boldsymbol{\Sigma}_k$. Then, the density of input data is estimated by GMM as $p(\mathbf{x}) = \sum_{\mathbf{z}} p(\mathbf{z})p(\mathbf{x} | \mathbf{z}) = \sum_{k=1}^K \pi_k \mathcal{N}(\mathbf{x} | \boldsymbol{\mu}_k, \boldsymbol{\Sigma}_k)$, where $p(\mathbf{z}) = \prod_{k=1}^K \pi_k^{z_k}$, $p(\mathbf{x} | \mathbf{z}) = \prod_{k=1}^K \mathcal{N}(\mathbf{x} | \boldsymbol{\mu}_k, \boldsymbol{\Sigma}_k)^{z_k}$, and $\sum_k z_k = 1, \sum_k \pi_k = 1$. For the Bayesian estimation, we need to introduce a suitable prior distribution of each parameter [11]. For $\boldsymbol{\pi}$, a proper prior distribution is known as a Dirichlet distribution: $\boldsymbol{\pi} \sim \text{Dir}(\boldsymbol{\pi} | \boldsymbol{\alpha})$, where $\boldsymbol{\alpha} = (\alpha_1, \alpha_2, \dots, \alpha_K)$. When K is determined, the prior distribution of $\boldsymbol{\pi}$ regards K as the number of categories. Next, for $\boldsymbol{\mu} = \{\boldsymbol{\mu}_k | \boldsymbol{\mu}_k \in \mathbb{R}^D\}_{k=1}^K$ and $\boldsymbol{\Sigma} = \{\boldsymbol{\Sigma}_k | \boldsymbol{\Sigma}_k \in \mathbb{R}^{D \times D}\}_{k=1}^K$, their prior distributions are intertwined; so-called Normal-Inverse-Wishart distribution. At first, a covariance matrix $\boldsymbol{\Sigma}_k$ is sampled from Inverse-Wishart prior distribution: $\boldsymbol{\Sigma}_k \sim \mathcal{W}^{-1}(\boldsymbol{\Sigma}_k | \nu, \boldsymbol{\Psi})$, which is parameterized by a positive-definite scale matrix $\boldsymbol{\Psi} \in \mathbb{R}^{D \times D}$, and a degree of freedom, $\nu > D - 1$. Then, using the sampled covariance matrix $\boldsymbol{\Sigma}_k$, the prior distribution of $\boldsymbol{\mu}_k$, a multivariate-normal distribution becomes available: $\boldsymbol{\mu}_k \sim \mathcal{N}(\boldsymbol{\mu}_k | \mathbf{m}, \frac{1}{\kappa} \boldsymbol{\Sigma}_k)$. A location vector $\mathbf{m} \in \mathbb{R}^D$ and a positive real number κ are required.

3 GRAFFL: Gradient-free federated learning framework

GRAFFL aims to work in a situation where each participating site has a biased distribution of data distinct from others by learning a generative model that can implicitly reflect sample diversities in all participating sites without derivative information. The proposed framework is illustrated in Figure 1. The main assumptions of our framework are: (1) all local parties have horizontally distributed data with different densities, and they want to train own model in a supervised manner. (2) Each participant is reluctant to share or open their local data even if the data is transformed or anonymized. (3) The CS is always semi-honest and curious and there always is a possibility of data leakage by the CS. These are usually knotty problems in gradient-based ordinary FL, but GRAFFL can easily handle those with the ABC scheme.

Before describing the general process of GRAFFL, we define a few notations. The difference between generated samples to be transferred to site j ($\mathbf{X}_j^{\text{gen}} = \{\mathbf{x}_{j,k}^{\text{gen}} \in \mathbb{R}^d\}_{k=1}^{n_j} \in \mathbb{R}^{n_j \times d}$) and local samples at site j transformed into sufficient summary statistics ($S(\mathbf{X}_j^{\text{obs}}) := \mathbf{X}_j^{\text{enc}} = \{\mathbf{x}_{j,k}^{\text{enc}} \in \mathbb{R}^d\}_{k=1}^{n_j} \in \mathbb{R}^{n_j \times d}$) is measured with the

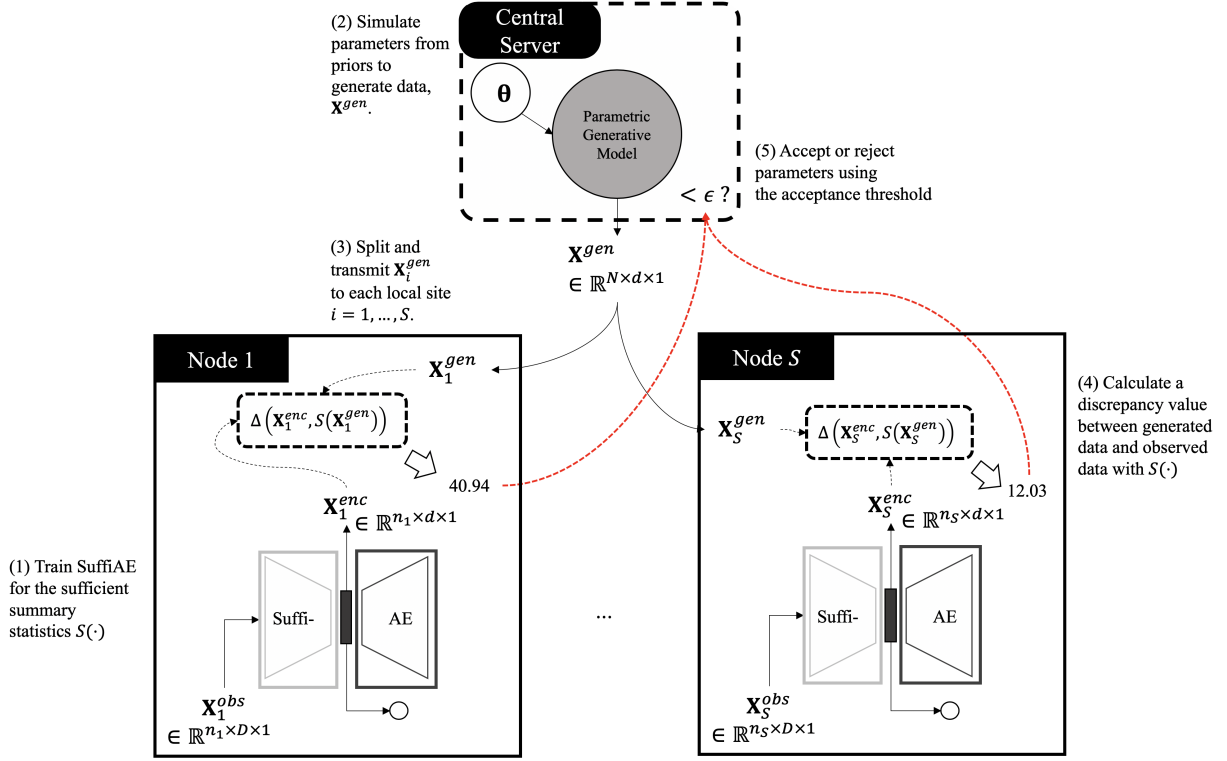


Figure 1: GRAFFL Framework

predefined discrepancy metric, and dimensions of generated data should be equal to dimensions of anonymized data in each site (i.e., d). In this study, the Euclidean distance is used as a discrepancy metric $\Delta(\cdot, \cdot)$, and the discrepancy is calculated in a batch Δ_j :

$$\Delta_j := \left\{ \Delta(\mathbf{X}_j^{enc}, \mathbf{X}_j^{gen}) = \left\| \mathbf{x}_{j,k}^{enc} - \mathbf{x}_{j,k}^{gen} \right\|_2^2 \mid k = 1, \dots, n_j \right\}$$

where j is an index indicating each local site ($j = 1, \dots, S$), n_j is the number of samples of each site.

The process of estimating the posterior of a generative model's parameters in the CS is as follows.

- Each local party trains its own SuffiAE (presented in section 3.1) for generating summary statistics of which dimensionality is d . At the same time, each local party should agree on which discrepancy metric they will use.
- The CS determines the total number of parameter proposals, N , the maximum number of accepted parameters, L , and proper prior distributions for each parameter, $p(\theta)$.
- The CS simulates N parameters from priors and generate samples \mathbf{X}_j^{gen} from the proposed parameters. Then, samples are split by n_j , and are sent to each corresponding local site j . i.e. total number of samples transmitted to local sites is $\sum_j n_j$. Therefore, total iterations are $\left\lceil \frac{N}{\sum_j n_j} \right\rceil$.

- At each local site, delivered samples \mathbf{X}_j^{gen} are compared with summary statistics of each local samples \mathbf{X}_j^{enc} using predefined discrepancy metric $\Delta(\cdot, \cdot)$. Then, set of calculated discrepancy Δ_j is sent back to the CS.
- The CS receives and collects the aggregated discrepancy and sort them in an ascending order. With iterations are proceeded, the order should also be updated.
- After all iterations, L parameters generating L smallest \mathbf{X}_j^{gen} is accepted. The largest discrepancy among L smallest generated samples is to be the threshold ϵ .

The overall algorithm with the GMM specifically chosen as a parametric generative model is presented in **Algorithm 2**. Note that this is a proof of the concept version of GRAFFL. The posteriors of parameters of GMM are to be estimated at the CS by exchanging minimal information with local sites. The information is aggregated discrepancy values between generated samples from the model in the CS and modified samples in each site. In other words, the only information transmitted out of local sites to the CS is the discrepancy value calculated in each local site. Once the inference of posterior distributions is completed, plausible samples with diminished dimension d can be generated at the CS, and then are sent to each site for supplementing skewed data distribution of each local site. An AE [51] is one type of neural networks learned in a self-supervised manner by minimizing the reconstruction error between original input and reconstructed input from encoded data. A basic AE is composed of two sub-networks of a symmetric structure: an encoder network and a decoder network. The former

is to shrink the input vector into a lower dimensional vector, and the latter is to reconstruct the original input from the compressed vector. The AE is mainly used to derive latent representations by reducing the dimensions of the input feature space while removing noise inherent in the data. The objective function of AE is usually provided as minimizing $\|\mathbf{x} - \mathbf{x}'\|_2^2$, where the reconstructed input is $\mathbf{x}' = h_{\text{dec}}(\mathbf{W}_{\text{dec}}(h_{\text{enc}}(\mathbf{W}_{\text{enc}}\mathbf{x} + b_{\text{enc}})) + b_{\text{dec}})$ and $h(\cdot)$, \mathbf{W} , b denote an element-wise activation function, a weight matrix, and a bias term of encoder and decoder network, respectively.

In this research, we modify the structure of AE to develop SuffiAE for accomplishing purposes of (1) generating sufficient summary statistics for ABC, which compensates weakness of ABC on high-dimensional data, and (2) preserving privacy in data by transforming through serial non-linear mappings in the encoder network.

3.1 SuffiAE: Auto-Encoder for sufficient dimensionality reduction and data anonymization

For (1), we adopted the structure of [6], and a proof of sufficiency will be given in section 3.2 and Appendix A. For (2), it makes sense to use diminished data in lieu of original ones for the protection of sensitive information. A class of methods for protecting data securely is to transform data space as a means of data anonymization by utilizing irreversible operations (i.e., a way of circumventing privacy protection) such as one-way function [13, 19, 36, 63], nonlinear transformation [5, 9, 38, 42]; SuffiAE belongs to both.

SuffiAE is trained independently in each site: no need to agree on the structure of SuffiAE between local parties, no need to share the structure or trained parameters during the training phase. The pact reached by sites before their local learning of SuffiAE includes the dimensionality of the modified output and the composition and the ordering of input features. To achieve the latter, private set intersection [17] or secure alignment of feature modes proposed by [33] should be applied beforehand at each site. Since a deeper neural network architecture is advantageous [25], more than a single layer can be considered for configurations of encoder and decoder networks. For satisfying sufficiency of encoded output \mathbf{z}_i , additional noise term $\mathbf{x}_i^{\text{noise}}$ sampled from $\mathcal{N}(\mathbf{0}, \alpha\mathbf{I})$ with an arbitrary small constant α is added to the encoded vector $\mathbf{x}_i^{\text{enc}}$, i.e. $\mathbf{z}_i = \mathbf{x}_i^{\text{noise}} + \mathbf{x}_i^{\text{enc}}$ for (1) injecting stochastic property and (2) calibrating errors induced by the acceptance threshold ϵ (refer to noisy ABC [21]).

While achieving its original purpose, the AE at the same time optimizes compressed representations to be linearly separable by inserting a bypath to encoded output sites and adding a new objective function. Thereby, SuffiAE is able to (1) generate a low dimensional vector that can be well-classified by a linear model (see Figure 2-(a)), and (2) satisfy characteristics of sufficient dimensionality reduction defined in *Definition 2.2*.

The objective function of SuffiAE at each site j , ($j = 1, \dots, S$) is defined as:

$$\begin{aligned} & \text{maximize} \sum_{i=1}^{n_j} \left[-\frac{1}{2} \|\mathbf{x}_i - f_{\theta}(\mathbf{z}_i)\|_2^2 + \left\{ y_i \log g_{\psi}(\mathbf{z}_i) \right. \right. \\ & \left. \left. + (1 - y_i) \log(1 - g_{\psi}(\mathbf{z}_i)) \right\} - \frac{1}{2} \left\{ \|q_{\phi}(\mathbf{x}_i)\|_2^2 + d(\alpha - 1 - \log \alpha) \right\} \right] \end{aligned}$$

, where \mathbf{x}_i and \mathbf{z}_i represent the i -th original vector, a latent vector respectively, and the corresponding $y_i \in \{0, 1\}$ indicates one of true labels in a local training set. $f_{\theta}(\cdot)$, $g_{\psi}(\cdot)$, and $q_{\phi}(\cdot)$ are the mapping functions learned through the decoder network, the encoder network, and the classifier, respectively.

3.2 Analyses on GRAFFL

i) Sufficiency of summary statistics driven by SuffiAE According to the definition of sufficient dimensionality reduction (SDR) defined in *Definition 2.2*, we need to find a mapping $S(\cdot)$ that can retain all critical information about \mathbf{x} .

It is equivalent to find a latent variable \mathbf{z} represented in figure 2-(b) [6]. In other words, a deterministic and differentiable mapping $q_{\phi}(\cdot)$ is used as a sufficient dimensionality reduction function. However, since it is difficult to directly maximize a likelihood $p(\mathbf{x}, \mathbf{y})$ because we used a neural network structure, which has many parameters with non-linear mappings, we instead aim to find a variational lower bound and maximize this bound.

Our objective is to find a set of parameters $(\theta^*, \psi^*, \phi^*)$.

$$(\theta^*, \psi^*, \phi^*) = \arg \max_{\theta, \psi, \phi} \mathcal{L}(\mathbf{x}, \mathbf{y})$$

where

$$\begin{aligned} \mathcal{L}(\mathbf{x}, \mathbf{y}) = \log p(\mathbf{x}, \mathbf{y}) \geq & E_{\mathbf{z} \sim q_{\phi}(\mathbf{z}|\mathbf{x})} [\log p(\mathbf{x}|f_{\theta}(\mathbf{z}))] + E_{\mathbf{z} \sim q_{\phi}(\mathbf{z}|\mathbf{x})} [\log p(\mathbf{y}|g_{\psi}(\mathbf{z}))] \\ & - \text{KL}[q_{\phi}(\mathbf{z}|\mathbf{x})||p(\mathbf{z})]. \end{aligned}$$

The prior distribution $p(\mathbf{z})$ is assumed to follow Gaussian distribution with zero mean and identity variance as proposed in [34]. This is stated as Eq (1), being adopted in our setting. See Appendix A for a detailed proof.

ii) Choice of an acceptance threshold Adjusting proper threshold is difficult, but research on robust threshold decision is still at its infancy; just determined by a domain expert. Some theoretical analyses on the relationship between an acceptance threshold value and an asymptotic convergence property of ABC exist [7, 10, 20];, it is limited to be applied in a practical setting due to many assumptions that are hardly satisfied in reality.

Though we adopted a perspective proposed in [10], which treats the term which compares a discrepancy with a threshold, i.e. $\Delta(\mathbf{x}^{\text{enc}}, \mathbf{x}^{\text{gen}}) < \epsilon$, as finding a k -nearest L samples in the ball of radius ϵ , of which center is the observed sample, \mathbf{x}^{obs} . i.e. $\mathcal{B}_d(\mathbf{x}^{\text{obs}}, \epsilon) = \{\mathbf{x} \in \mathbb{R}^d : \|\mathbf{x}^{\text{gen}} - \mathbf{x}^{\text{obs}}\| \leq \epsilon\}$.

Instead of defining a threshold value ϵ above all, we instead accumulate discrepancy value calculated at each local site, and then order corresponding samples into an increasing order.

$$\mathbf{X}^{\text{gen}} = \mathbf{X}_{\text{accepted}}^{\text{gen}} \cup \mathbf{X}_{\text{rejected}}^{\text{gen}} = \{\mathbf{x}_{(1)}^{\text{gen}}, \dots, \mathbf{x}_{(L)}^{\text{gen}}\} \cup \{\mathbf{x}_{(L+1)}^{\text{gen}}, \dots, \mathbf{x}_{(N)}^{\text{gen}}\}$$

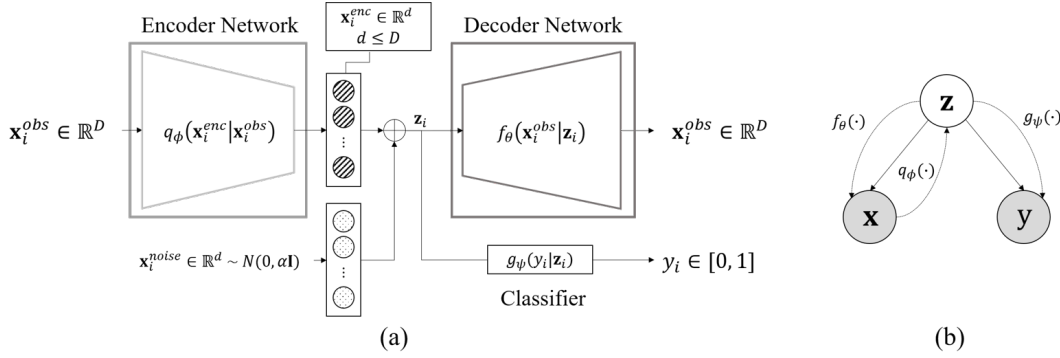


Figure 2: (a) Configuration and (b) Graphical Representation of SuffiAE

Then, the acceptance threshold value can be decided as:

$$\epsilon = \inf_{\mathbf{x} \in \mathbf{X}_{\text{rejected}}^{\text{gen}}} \Delta(\mathbf{x}^{\text{enc}}, \mathbf{x})$$

This approach is also useful for the attack scenario (will be discussed in 3.4.ii) where some local sites intentionally transmits inflated discrepancies to the CS: it is automatically filtered out since the discrepancy value is ordered at the CS. i.e. an abnormally large discrepancy value is to be assigned to $\mathbf{X}_{\text{rejected}}^{\text{gen}}$ with high probability.

iii) Equivalence of ABC in a distributed and centralized setting The main difference between **Algorithm 1** (centralized ABC) and **Algorithm 2** (quasi-distributed ABC) is the part of processing discrepancy values. GRAFFL does not transmit the global model to be learned to each site, and no necessity for doing so, because learning separated data without aggregation is possible by modifying small part of the original algorithm. It is the reason why GRAFFL is considered as *quasi-distributed* version of ABC.

For centralized ABC, calculating discrepancy values between generated samples and observed samples can be done at once. For GRAFFL, difference values are evaluated at each site independently with mutually exclusive samples and then aggregated. Without loss of generality, the two process can be said to be equivalent when if the order of observed samples is not shuffled in the centralized case.

3.3 Privacy analysis

i) Semi-honest (or fully-dishonest) and curious CS If the CS intends to retrieve one of local parties data, the CS should know the dimension and ordering of original features, some amount of original data, and optionally weights and structure of decoder network in the target local party. However, except the situation when the target participant is willing to give the original data, this cannot be accomplished. It should be noted that the latent representations generated from the SuffiAE cannot be recovered to their original input if each local party does not disclose their trained decoder networks weights and structure to the public, thereby data can be preserved.

ii) Collusion between CS and one or more local parties against a specific party It is still impossible to make a leakage in a specific local participant even in the situation that one or more

participants cooperate with the CS. It attributed to auto-associative property of Auto Encoder [3]. Even the CS or other parties succeed in skimming other site’s data, it is still a compressed representation of the original data; this cannot be fully recovered using decoder network of other party. In other words, recovering decreased data using other participant’s decoder network yields samples with low-confidence.

iii) Collusion between one or more local parties against a specific party It is more difficult to collude among some local parties except the CS, because the only information that a local party and the CS exchange is a discrepancy value, but it is not shared among parties. Therefore, without the CS, it is very tough to snatch information of target party. Even though the confederates manage to intercept the information of target party (similarity values), it is almost impossible to fully retrieve the original data due to the same reason of the second scenario.

iv) Advantages of using SuffiAE Since the trained weights and the structure of SuffiAE at each site are never opened to outside, and original samples are never used after finishing a training of SuffiAE at each site, a robust protection of privacy can be achieved. Even though summarized samples are exposed to out of a local site, it is almost not available to retrieve the original date. As it is a typical ill-posed problem to find a mapping from data in \mathbb{R}^d to \mathbb{R}^D , where $d \leq D$ [29], it is complicated for attackers to retrieve the original data from transformed ones unless the attacker has information on the weight and structure of decoder network and some portion of original data. Moreover, what reinforces security is the fact that each local party has a flexibility in organizing a structure of SuffiAE; even if a structure of SuffiAE in one party is revealed by mistake, further accidents can be prevented.

4 EXPERIMENTS

4.1 Overview

We performed a few experiments to confirm that (1) the proposed gradient-free method can learn distributed information successfully, and thus (2) it can boost further analyses in each local site (by alleviating data imbalance issue and data scarceness issue).

Algorithm 2: GRAFFL for Bayesian GMMInput

n_j : number of training data in site j ($j = 1, \dots, S$)
 $\mathbf{X}_j^{obs} \in \mathbb{R}^{n_j \times D}$: data at local party j
 $\mathbf{y}_j^{obs} \in \mathbb{R}^{n_j}$: corresponding label at local party j
 N : Total number of sample and parameter proposals
 L : maximum number of accepted parameters
 S : number of local parties
 d : diminished dimension
 SuffiAE $_j$: SuffiAE at each local party j
 (returns encoder network $Enc_j(\cdot)$,
 for generating latent representations $\mathbf{X}_j^{enc} \in \mathbb{R}^{n_j \times d}$)
 $\#epochs$: number of epochs to train the SuffiAE
 $\Delta(\cdot, \cdot)$: discrepancy metric defined in 3.1
 ϵ : an acceptance threshold value
 $Dir(\boldsymbol{\pi}|\boldsymbol{\alpha})$: prior of $\boldsymbol{\pi}$
 $NIW(\boldsymbol{\mu}, \boldsymbol{\Sigma}|v, \boldsymbol{\Psi}, \mathbf{m}, \kappa)$: prior of $\boldsymbol{\mu}, \boldsymbol{\Sigma}$

Output

$p_{\epsilon}(\boldsymbol{\theta} | \sum_{j=1}^S \mathbf{X}_j^{enc})$:
 posterior distributions of the set of parameters
 $\boldsymbol{\theta} = \{\boldsymbol{\pi}, \boldsymbol{\mu}, \boldsymbol{\Sigma}\}$

Pseudocode

```

/* At each local party */
Filter common features and aligning orders using PSI
Consent on diminished dimension  $d$  and transmit this
information to the CS

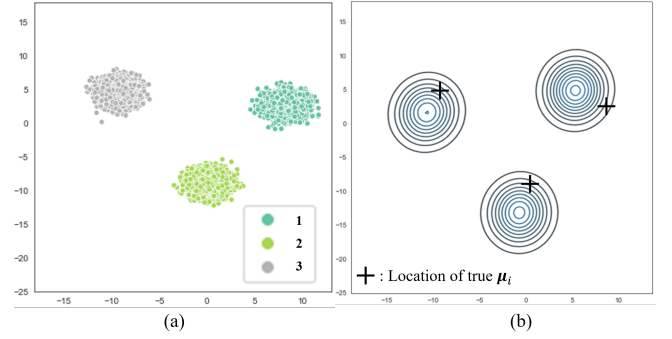
/* At CS */
Set a maximum number of accepted parameters  $L$ 
Set an appropriate acceptance threshold value  $\epsilon$ 
Construct a discrepancy metric  $\Delta(\cdot, \cdot)$  and send it to each
local party

/* At each local party */
for  $j$  in  $S$  do
  for  $\_$  in  $\#epochs$  do
    Train SuffiAE $_j$ 
    Generate latent representations
     $\mathbf{X}_j^{enc} = Enc_j(\mathbf{X}_j^{obs}) \in \mathbb{R}^{n_j \times d}$ 
  #iteration = 0
  while #iteration <  $\left\lceil \frac{N}{\sum_j n_j} \right\rceil$  do
    /* At CS */
    Simulate set of  $N$  parameters  $\boldsymbol{\theta}^* = \{\boldsymbol{\pi}^*, \boldsymbol{\mu}^*, \boldsymbol{\Sigma}^*\}$  from each
    prior distribution:  $\boldsymbol{\pi}^* \sim Dir(\boldsymbol{\pi}|\boldsymbol{\alpha})$ ,
     $(\boldsymbol{\mu}^*, \boldsymbol{\Sigma}^*) \sim NIW(\boldsymbol{\mu}, \boldsymbol{\Sigma}|v, \boldsymbol{\Psi}, \mathbf{m}, \kappa)$ 
    Generate data  $\mathbf{X}^{gen} \sim p(\cdot|\boldsymbol{\theta}^*)$ 
    Split  $\mathbf{X}^{gen}$  according to  $n_j$ ;  $\mathbf{X}_j^{gen} \in \mathbb{R}^{n_j \times d}$ 
    Send the copy of  $\mathbf{X}_j^{gen}$  to each site  $j$ 
    /* At each local party */
    Calculate  $\Delta_j := \Delta(\mathbf{X}_j^{enc}, \mathbf{X}_j^{gen})$ 
    Send the value  $\Delta_j$  to the CS
    /* At CS */
    Receive and collect  $\Delta_j$ 
    Order  $\mathbf{X}_j^{gen}$  in an ascending order corresponding to  $\Delta_j$  and
    store them in  $\mathbf{X}^{gen}$ 
    #iteration  $\leftarrow$  #iteration + 1
    /* At CS */
  Accept first  $L$  parameters in  $\mathbf{X}^{gen}$ 

```

4.2 Capability of learning distributed information

i) Experimental set-up We configured a simple set-up for verifying that GRAFFL framework can train a model in a horizontally distributed manner. A two-dimensional tri-modal distribution of which component is a mixture of three Gaussian distributions is considered as a population distribution. Each single Gaussian distribution is: $\mathcal{N}(\boldsymbol{\mu}_k, \mathbf{I})$, where $\boldsymbol{\mu}_1 = [-9, 3]^\top$, $\boldsymbol{\mu}_2 = [0, -9]^\top$, $\boldsymbol{\mu}_3 = [8, 3]^\top$, and its responsibility parameter $\boldsymbol{\pi} = [\frac{1}{3}, \frac{1}{3}, \frac{1}{3}]^\top$. The choice of hyperparameters of prior distributions, i.e. $\boldsymbol{\alpha}, v, \boldsymbol{\Psi}, \mathbf{m}, \kappa$ introduced in section 2.2, is based on [47] for determination of $\boldsymbol{\alpha}$, and on [46] for others.

**Figure 3: (a) Simulated data and (b) result of our algorithm**

ii) Experimental result: Total 9000 samples are simulated from three different Gaussian distributions, each of which has 3000 samples. (Figure 4-(a)) For evaluating the accuracy of the result of parameter estimation, we first fit the GMM model on the simulated data with three latent clusters. After splitting data in three different subsets, let three local sites have each of them. Then, we used our GRAFFL framework to train the GMM model at the CS. As a result, the mode of the estimated posterior distribution of parameters $\boldsymbol{\theta}^{GRAFFL} = \{\boldsymbol{\pi}, \boldsymbol{\mu}, \boldsymbol{\Sigma}\}$ is fairly accorded with the true parameter set $\boldsymbol{\theta}^*$ (Figure 4-(b)).

4.3 Boosting analysis in a local site: imbalanced data

i) Experimental set-up: We used PhysioNet2012 dataset [54] to simulate a horizontally distributed setting. We randomly split the dataset into 3 sites (i.e. $S = 3$) such that each site satisfies two situations: (1) binary classification of imbalanced data, (2) data which is classified well when all data is available at one site, but is not in a local site. The partitioned dataset of each site was again divided into training and test sets each in a stratified manner. The sufficient summary statistics of each training data is obtained from the encoder network of SuffiAE trained at each site. The encoding dimension d (i.e. dimensions of a latent vector) can be determined as an arbitrary number satisfying $d \leq D$. In this experiment, d was set to be 24. We used logistic regression and AUC as a base classifier and a performance metric respectively.

ii) Experimental result: The detailed result is summarized in Table 1 of the Appendix. Before splitting data into each site, we

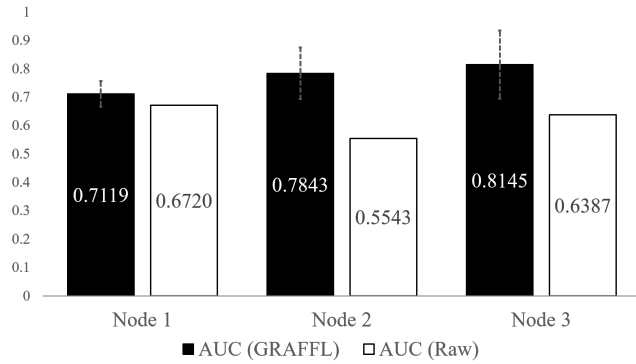


Figure 4: Summarized result on PhysioNet2012 dataset

checked the performance of a classifier trained on all data ('All' in Table 2). This result is to be the upper bound of our proposed algorithm. In each site, we constructed a local classifier and tested the performance ('site i Raw' in Table 2), which is to be the lower bound of our proposed algorithm. After all, we over-sampled data of the minor class of each site using our algorithm ('site i GRAFFL' in Table 2). We expected the over-sampling strategy to boost a classification performance in each site as the information of other site is reflected during the training of our algorithm. We evaluated the classifier performance with different set of augmented samples more than 20 times, and averaged AUC score with standard deviation. The result strongly implies that our algorithm can learn all the information with only exchanging minimal information (i.e. a discrepancy value) between the CS and each site, thereby can alleviate a problematic situation in analyzing a local data.

4.4 Boosting analysis in a local site: scarce data

i) Experimental set-up: Suppose the situation where extremely scarce data makes qualified data analyses be difficult. We used the Vehicle dataset [37], which is already prepared for the horizontally distributed setting. We set a situation where all six sites have a similar composition of data, while last three sites have lost many samples by accident. We denoted it as 'Vehicle $n\%$ ', which means that the last three sites have Therefore, a sample in a negative class (labeled as 1) cannot be classified well in the last three sites. (i.e. all the data is classified into true positive) In that case, the three sites can derive benefit from GRAFFL framework as our algorithm can make an effect of collecting more samples instead for the last three sites.

ii) Experimental result:

As shown in the Table 1, it is impossible for the last three sites to classify the negative class ('site i Raw' in Table 1), therefore the F1 score is zero. Nevertheless, after receiving boosting samples from the model trained by our algorithm made it possible to perfectly classify data of the negative label. As a result, the cut-off value of each classifier is adjusted to other values, with increased F1 score close to 1. It is therefore reasonable to conclude that our proposed algorithm can leverage the power of samples in other sites while no exchange of raw data.

Table 1: Classification results of Vehicle dataset

Vehicle(1%)	Node 1	Node 2	Node 3	Node 1	Node 2	Node 3
	Raw	Raw	Raw	GRAFFL	GRAFFL	GRAFFL
F1	0	0	0	1	0.6667	1
Cut-off	0.8	0.8	0.8	0.4168	0.6053	0.503

Vehicle(5%)	Node 1	Node 2	Node 3	Node 1	Node 2	Node 3
	Raw	Raw	Raw	GRAFFL	GRAFFL	GRAFFL
F1	0	0	0	1	1	0.9091
Cut-off	0.9524	0.9524	0.9375	0.5305	0.3721	0.5077

Vehicle(10%)	Node 1	Node 2	Node 3	Node 1	Node 2	Node 3
	Raw	Raw	Raw	GRAFFL	GRAFFL	GRAFFL
F1	0	0	0	1	0.9697	1
Cut-off	0.9762	0.975	0.9667	0.9174	0.9735	0.9619

5 CONCLUSION

This paper presents the first gradient-free FL framework for a Bayesian generative model and demonstrated its capability for practical applications by adopting the Bayesian GMM model. In the process of learning the federated Bayesian GMM via our framework, the only information to be transmitted between the local site and the CS is a discrepancy value between observed and generated data in the form of summary statistics. To guarantee our framework is feasible, we proposed SuffiAE which can provide sufficient summary statistics while preserving data privacy. Along with a theoretical analysis of the framework, experiments were conducted on synthetic and real datasets, which show that the proposed method is applicable in practices with the data-distributed environment. It can be further extended to other generative models such as GAN and will be served as a useful alternative to the gradient-based FL.

References

- [1] Martin Abadi, Andy Chu, Ian Goodfellow, H Brendan McMahan, Ilya Mironov, Kunal Talwar, and Li Zhang. 2016. Deep learning with differential privacy. In *Proceedings of the 2016 ACM SIGSAC Conference on Computer and Communications Security*. 308–318.
- [2] Simon Aeschbacher, Mark A Beaumont, and Andreas Futschik. 2012. A novel approach for choosing summary statistics in approximate Bayesian computation. *Genetics* 192, 3 (2012), 1027–1047.
- [3] Rudolf F Albrecht, Colin R Reeves, and Nigel C Steele. 2012. *Artificial neural nets and genetic algorithms: proceedings of the International conference in Innsbruck, Austria, 1993*. Springer Science & Business Media.
- [4] Yoshinori Aono, Takuya Hayashi, Le Trieu Phong, and Lihua Wang. 2016. Scalable and secure logistic regression via homomorphic encryption. In *Proceedings of the Sixth ACM Conference on Data and Application Security and Privacy*. 142–144.
- [5] David E Bakken, R Rameswaran, Douglas M Blough, Andy A Franz, and Ty J Palmer. 2004. Data obfuscation: Anonymity and desensitization of usable data sets. *IEEE Security & Privacy* 2, 6 (2004), 34–41.
- [6] Ershad Banijamali, Amir-Hossein Karimi, and Ali Ghodsi. 2018. Deep Variational Sufficient Dimensionality Reduction. *arXiv preprint arXiv:1812.07641* (2018).
- [7] Stuart Barber, Jochen Voss, Mark Webster, et al. 2015. The rate of convergence for approximate Bayesian computation. *Electronic Journal of Statistics* 9, 1 (2015), 80–105.
- [8] Mark A Beaumont, Wenyang Zhang, and David J Balding. 2002. Approximate Bayesian computation in population genetics. *Genetics* 162, 4 (2002), 2025–2035.
- [9] Kanishka Bhaduri, Mark D Stefanski, and Ashok N Srivastava. 2010. Privacy-preserving outlier detection through random nonlinear data distortion. *IEEE Transactions on Systems, Man, and Cybernetics, Part B (Cybernetics)* 41, 1 (2010), 260–272.
- [10] Gérard Biau, Frédéric Cérou, and Arnaud Guyader. 2015. New insights into approximate Bayesian computation. In *Annales de l'IHP Probabilités et statistiques*, Vol. 51. 376–403.
- [11] Christopher M Bishop. 2006. *Pattern recognition and machine learning*. Springer, New York, NY. <https://cds.cern.ch/record/998831> Softcover published in 2016.

- [12] Michael GB Blum, Maria Antonieta Nunes, Dennis Prangle, Scott A Sisson, et al. 2013. A comparative review of dimension reduction methods in approximate Bayesian computation. *Statist. Sci.* 28, 2 (2013), 189–208.
- [13] Petros Boufounos and Shantanu Rane. 2011. Secure binary embeddings for privacy preserving nearest neighbors. In *2011 IEEE International Workshop on Information Forensics and Security*. IEEE, 1–6.
- [14] Adam Butler, Chris Glasbey, and Sarah Wanless. 2007. Approximate Bayesian inference in a latent Gaussian model. *Biomathematics and Statistics Scotland Technical Report* (2007).
- [15] Nicholas Carlini, Chang Liu, Úlfar Erlingsson, Jernej Kos, and Dawn Song. 2019. The secret sharer: Evaluating and testing unintended memorization in neural networks. In *28th {USENIX} Security Symposium ({USENIX} Security 19)*. 267–284.
- [16] Kamalika Chaudhuri and Claire Monteleoni. 2009. Privacy-preserving logistic regression. In *Advances in neural information processing systems*. 289–296.
- [17] Hao Chen, Kim Laine, and Peter Rindal. 2017. Fast private set intersection from homomorphic encryption. In *Proceedings of the 2017 ACM SIGSAC Conference on Computer and Communications Security*. 1243–1255.
- [18] Yitao Chen, Kaiqi Zhao, Baoxin Li, and Ming Zhao. 2019. Exploring the Use of Synthetic Gradients for Distributed Deep Learning across Cloud and Edge Resources. In *2nd {USENIX} Workshop on Hot Topics in Edge Computing (HotEdge 19)*.
- [19] Miguel Dias, Alberto Abad, and Isabel Trancoso. 2018. Exploring hashing and cryptonet based approaches for privacy-preserving speech emotion recognition. In *2018 IEEE International Conference on Acoustics, Speech and Signal Processing (ICASSP)*. IEEE, 2057–2061.
- [20] Muhammad Faisal, Andreas Futschik, and Ijaz Hussain. 2013. A new approach to choose acceptance cutoff for approximate Bayesian computation. *Journal of Applied Statistics* 40, 4 (2013), 862–869.
- [21] Paul Fearnhead and Dennis Prangle. 2012. Constructing summary statistics for approximate Bayesian computation: Semi-automatic approximate Bayesian computation. *Journal of the Royal Statistical Society: Series B (Statistical Methodology)* 74, 3 (2012), 419–474.
- [22] Robin C Geyer, Tassilo Klein, and Moin Nabi. 2017. Differentially private federated learning: A client level perspective. *arXiv preprint arXiv:1712.07557* (2017).
- [23] Irene Giacomelli, Somesh Jha, Marc Joye, C David Page, and Kyonghwan Yoon. 2018. Privacy-preserving ridge regression with only linearly-homomorphic encryption. In *International Conference on Applied Cryptography and Network Security*. Springer, 243–261.
- [24] Alexander Gleim and Christian Pigorsch. 2013. Approximate Bayesian computation with indirect summary statistics. *Draft paper: <http://ect-pigorsch.mee.uni-bonn.de/data/research/papers>* (2013).
- [25] Ian Goodfellow. 2016. NIPS 2016 tutorial: Generative adversarial networks. *arXiv preprint arXiv:1701.00160* (2016).
- [26] Rob Hall, Stephen E Fienberg, and Yuval Nardi. 2011. Secure multiple linear regression based on homomorphic encryption. *Journal of Official Statistics* 27, 4 (2011), 669.
- [27] Briland Hitaj, Giuseppe Ateniese, and Fernando Perez-Cruz. 2017. Deep models under the GAN: information leakage from collaborative deep learning. In *Proceedings of the 2017 ACM SIGSAC Conference on Computer and Communications Security*. 603–618.
- [28] Rafael Izbicki, Ann B Lee, and Taylor Pospisil. 2019. Abc-cde: Toward approximate bayesian computation with complex high-dimensional data and limited simulations. *Journal of Computational and Graphical Statistics* 28, 3 (2019), 481–492.
- [29] Sergei Igorevich Kabanikhin. 2008. Definitions and examples of inverse and ill-posed problems. *Journal of Inverse and Ill-Posed Problems* 16, 4 (2008), 317–357.
- [30] Niki Kilbertus, Adrià Gascón, Matt J Kusner, Michael Veale, Krishna P Gummadi, and Adrian Weller. 2018. Blind justice: Fairness with encrypted sensitive attributes. *arXiv preprint arXiv:1806.03281* (2018).
- [31] Miran Kim, Junghye Lee, Lucila Ohno-Machado, and Xiaoqian Jiang. 2019. Secure and Differentially Private Logistic Regression for Horizontally Distributed Data. *IEEE Transactions on Information Forensics and Security* 15 (2019), 695–710.
- [32] Miran Kim, Yongsoo Song, Shuang Wang, Yuhou Xia, and Xiaoqian Jiang. 2018. Secure logistic regression based on homomorphic encryption: Design and evaluation. *JMIR medical informatics* 6, 2 (2018), e19.
- [33] Yejin Kim, Jimeng Sun, Hwanjo Yu, and Xiaoqian Jiang. 2017. Federated tensor factorization for computational phenotyping. In *Proceedings of the 23rd ACM SIGKDD International Conference on Knowledge Discovery and Data Mining*. 887–895.
- [34] Diederik P Kingma and Max Welling. 2014. Stochastic gradient VB and the variational auto-encoder. In *Second International Conference on Learning Representations, ICLR, Vol. 19*.
- [35] A Kolmogoroff. 1942. Sur l’estimation statistique des paraêtres be la loi de Gauss. *Izvestiya Rossiiskoi Akademii Nauk. Seriya Matematicheskaya* 6, 1 (1942), 3–32.
- [36] Junghye Lee, Jimeng Sun, Fei Wang, Shuang Wang, Chi-Hyuck Jun, and Xiaoqian Jiang. 2018. Privacy-preserving patient similarity learning in a federated environment: development and analysis. *JMIR medical informatics* 6, 2 (2018), e20.
- [37] Tian Li, Maziar Sanjabi, and Virginia Smith. 2019. Fair resource allocation in federated learning. *arXiv preprint arXiv:1905.10497* (2019).
- [38] Kun Liu, Chris Giannella, and Hillol Kargupta. 2006. An attacker’s view of distance preserving maps for privacy preserving data mining. In *European Conference on Principles of Data Mining and Knowledge Discovery*. Springer, 297–308.
- [39] H Brendan McMahan, Eider Moore, Daniel Ramage, Seth Hampson, et al. 2016. Communication-efficient learning of deep networks from decentralized data. *arXiv preprint arXiv:1602.05629* (2016).
- [40] Luca Melis, Congzheng Song, Emiliano De Cristofaro, and Vitaly Shmatikov. 2019. Exploiting unintended feature leakage in collaborative learning. In *2019 IEEE Symposium on Security and Privacy (SP)*. IEEE, 691–706.
- [41] Milad Nasr, Reza Shokri, and Amir Houmansadr. 2019. Comprehensive privacy analysis of deep learning: Passive and active white-box inference attacks against centralized and federated learning. In *2019 IEEE Symposium on Security and Privacy (SP)*. IEEE, 739–753.
- [42] Stanley RM Oliveira and Osmar R Zaiane. 2004. Achieving privacy preservation when sharing data for clustering. In *Workshop on Secure Data Management*. Springer, 67–82.
- [43] Xinlei Pan, Weiyao Wang, Xiaoshuai Zhang, Bo Li, Jinfeng Yi, and Dawn Song. 2019. How You Act Tells a Lot: Privacy-Leaking Attack on Deep Reinforcement Learning. In *Proceedings of the 18th International Conference on Autonomous Agents and MultiAgent Systems*. International Foundation for Autonomous Agents and Multiagent Systems, 368–376.
- [44] Dennis Prangle. 2015. Summary statistics in approximate Bayesian computation. *arXiv preprint arXiv:1512.05633* (2015).
- [45] J K Pritchard, M T Seielstad, A Perez-Lezaun, and M W Feldman. 1999. Population growth of human Y chromosomes: a study of Y chromosome microsatellites. *Molecular Biology and Evolution* 16, 12 (12 1999), 1791–1798. <https://doi.org/10.1093/oxfordjournals.molbev.a026091> arXiv:<https://academic.oup.com/mbe/article-pdf/16/12/1791/9592173/mbe1791.pdf>
- [46] Sylvia Richardson and Peter J Green. 1997. On Bayesian analysis of mixtures with an unknown number of components (with discussion). *Journal of the Royal Statistical Society: series B (statistical methodology)* 59, 4 (1997), 731–792.
- [47] Judith Rousseau and Kerrie Mengersen. 2011. Asymptotic behaviour of the posterior distribution in overfitted mixture models. *Journal of the Royal Statistical Society: Series B (Statistical Methodology)* 73, 5 (2011), 689–710.
- [48] Donald B Rubin. 1984. Bayesianly justifiable and relevant frequency calculations for the applied statistician. *The Annals of Statistics* (1984), 1151–1172.
- [49] FJ Rubio, Adam M Johansen, et al. 2013. A simple approach to maximum intractable likelihood estimation. *Electronic Journal of Statistics* 7 (2013), 1632–1654.
- [50] Sebastian Ruder. 2016. An overview of gradient descent optimization algorithms. *arXiv preprint arXiv:1609.04747* (2016).
- [51] David E. Rumelhart, Geoffrey E. Hinton, and Ronald J. Williams. 1986. Learning Internal Representations by Error Propagation. In *Parallel Distributed Processing: Explorations in the Microstructure of Cognition, Volume 1: Foundations*, David E. Rumelhart and James L. McClelland (Eds.). MIT Press, Cambridge, MA, 318–362.
- [52] Reza Shokri and Vitaly Shmatikov. 2015. Privacy-preserving deep learning. In *Proceedings of the 22nd ACM SIGSAC conference on computer and communications security*. 1310–1321.
- [53] Reza Shokri, Marco Stronati, Congzheng Song, and Vitaly Shmatikov. 2017. Membership inference attacks against machine learning models. In *2017 IEEE Symposium on Security and Privacy (SP)*. IEEE, 3–18.
- [54] Ikaro Silva, George Moody, Daniel J Scott, Leo A Celi, and Roger G Mark. 2012. Predicting in-hospital mortality of icu patients: The physionet/computing in cardiology challenge 2012. In *2012 Computing in Cardiology*. IEEE, 245–248.
- [55] Mikael Sunnåker, Alberto Giovanni Busetto, Elna Numminen, Jukka Corander, Matthieu Foll, and Christophe Dessimoz. 2013. Approximate bayesian computation. *PLoS computational biology* 9, 1 (2013).
- [56] Simon Tavaré, David J. Balding, R. C. Griffiths, and Peter Donnelly. 1997. Inferring Coalescence Times From DNA Sequence Data. *Genetics* 145, 2 (1997), 505–518. arXiv:<https://www.genetics.org/content/145/2/505.full.pdf> <https://www.genetics.org/content/145/2/505>
- [57] Brandon M Turner and Trisha Van Zandt. 2012. A tutorial on approximate Bayesian computation. *Journal of Mathematical Psychology* 56, 2 (2012), 69–85.
- [58] Brandon M Turner and Trisha Van Zandt. 2012. A tutorial on approximate Bayesian computation. *Journal of Mathematical Psychology* 56, 2 (2012), 69–85.
- [59] Lingfei Wang, Yinghui Wang, and Yiguang Hong. 2019. Distributed Online Optimization With Gradient-free Design. In *2019 Chinese Control Conference (CCC)*. IEEE, 5677–5682.
- [60] Mark Graham Moody Webster. 2016. *Convergence Properties of Approximate Bayesian Computation*. Ph.D. Dissertation. University of Leeds.
- [61] Xuerong Wen and R Dennis Cook. 2007. Optimal sufficient dimension reduction in regressions with categorical predictors. *Journal of Statistical Planning and*

- Inference* 137, 6 (2007), 1961–1978.
- [62] Qiang Yang, Yang Liu, Tianjian Chen, and Yongxin Tong. 2019. Federated machine learning: Concept and applications. *ACM Transactions on Intelligent Systems and Technology (TIST)* 10, 2 (2019), 1–19.
- [63] Hwanjo Yu, Xiaoqian Jiang, and Jaideep Vaidya. 2006. Privacy-preserving SVM using nonlinear kernels on horizontally partitioned data. In *Proceedings of the 2006 ACM symposium on Applied computing*. 603–610.
- [64] Jiawei Yuan and Shucheng Yu. 2014. Efficient public integrity checking for cloud data sharing with multi-user modification. In *IEEE INFOCOM 2014-IEEE Conference on Computer Communications*. IEEE, 2121–2129.
- [65] Chiyuan Zhang, Samy Bengio, Moritz Hardt, Benjamin Recht, and Oriol Vinyals. 2016. Understanding deep learning requires rethinking generalization. *arXiv preprint arXiv:1611.03530* (2016).
- [66] Ligeng Zhu, Zhijian Liu, and Song Han. 2019. Deep leakage from gradients. In *Advances in Neural Information Processing Systems*. 14747–14756.

A Appendix

A.1 Sufficiency proof of 3.3-(i) and Eq (1)

At first, we need to find a lower bound of log-likelihood of joint density $\log p(\mathbf{x}, y)$.

$$\begin{aligned}
 \mathcal{L}(\mathbf{x}, y) &= \log p(\mathbf{x}, y) \\
 &= \log \int_{\mathbf{z}} p(\mathbf{x}|\mathbf{z})p(y|\mathbf{z})p(\mathbf{z})d\mathbf{z} = \log \int_{\mathbf{z}} p(\mathbf{x}|\mathbf{z})p(y|\mathbf{z})\frac{p(\mathbf{z})}{q_\phi(\mathbf{z}|\mathbf{x})}q_\phi(\mathbf{z}|\mathbf{x})d\mathbf{z} \\
 &\geq \int_{\mathbf{z}} \log \left\{ p(\mathbf{x}|\mathbf{z})p(y|\mathbf{z})\frac{p(\mathbf{z})}{q_\phi(\mathbf{z}|\mathbf{x})} \right\} q_\phi(\mathbf{z}|\mathbf{x})d\mathbf{z} \quad (\because \text{Jensen's inequality}) \\
 &= \int_{\mathbf{z}} \log p(\mathbf{x}|\mathbf{z})q_\phi(\mathbf{z}|\mathbf{x})d\mathbf{z} + \int_{\mathbf{z}} \log p(y|\mathbf{z})q_\phi(\mathbf{z}|\mathbf{x})d\mathbf{z} \\
 &\quad - \int_{\mathbf{z}} \log \frac{q_\phi(\mathbf{z}|\mathbf{x})}{p(\mathbf{z})} q_\phi(\mathbf{z}|\mathbf{x})d\mathbf{z} \\
 &= E_{\mathbf{z} \sim q_\phi(\mathbf{z}|\mathbf{x})}[\log p(\mathbf{x}|f_\theta(\mathbf{z}))] + E_{\mathbf{z} \sim q_\phi(\mathbf{z}|\mathbf{x})}[\log p(y|g_\psi(\mathbf{z}))] \\
 &\quad - \text{KL}[q_\phi(\mathbf{z}|\mathbf{x})||p(\mathbf{z})] \\
 &:= LB(\phi)
 \end{aligned}$$

Then, again for $\log p(\mathbf{x}, y)$,

$$\begin{aligned}
 \log p(\mathbf{x}, y) &= \log p(\mathbf{x}, y) \int_{\mathbf{z}} q_\phi(\mathbf{z}|\mathbf{x})d\mathbf{z} = \int_{\mathbf{z}} \log p(\mathbf{x}, y)q_\phi(\mathbf{z}|\mathbf{x})d\mathbf{z} \\
 &= \int_{\mathbf{z}} \log \left\{ p(\mathbf{x}|\mathbf{z})p(y|\mathbf{z})p(\mathbf{z}) \right\} q_\phi(\mathbf{z}|\mathbf{x})d\mathbf{z} \\
 &= \int_{\mathbf{z}} \log \left\{ p(\mathbf{x}, \mathbf{z})p(y|\mathbf{z}) \right\} q_\phi(\mathbf{z}|\mathbf{x})d\mathbf{z} \\
 &= \int_{\mathbf{z}} \log \left\{ \frac{p(\mathbf{x}, \mathbf{z})}{q_\phi(\mathbf{z}|\mathbf{x})} q_\phi(\mathbf{z}|\mathbf{x})p(y|\mathbf{z}) \right\} q_\phi(\mathbf{z}|\mathbf{x})d\mathbf{z} \\
 &= \int_{\mathbf{z}} \log \left\{ \frac{p(\mathbf{x}, \mathbf{z})}{q_\phi(\mathbf{z}|\mathbf{x})} p(y|\mathbf{z}) \right\} q_\phi(\mathbf{z}|\mathbf{x})d\mathbf{z} + \int_{\mathbf{z}} q_\phi(\mathbf{z}|\mathbf{x}) \log \{q_\phi(\mathbf{z}|\mathbf{x})\} d\mathbf{z} \\
 &= LB(\phi) - H(q_\phi(\mathbf{z}|\mathbf{x}))
 \end{aligned}$$

where $H(\cdot)$ is Shannon's entropy function.

Let us define each term in $LB(\phi)$ as follows:

$E_{\mathbf{z} \sim q_\phi(\mathbf{z} \mathbf{x})}[\log p(\mathbf{x} f_\theta(\mathbf{z}))]$	Reconstruction error
$E_{\mathbf{z} \sim q_\phi(\mathbf{z} \mathbf{x})}[\log p(y g_\psi(\mathbf{z}))]$	Classification error
$\text{KL}[q_\phi(\mathbf{z} \mathbf{x}) p(\mathbf{z})]$	Regularization

Applying this to the setting of GRAFFL scheme, we at first have following objective function at each site j :

$$\begin{aligned}
 \sum_{i=1}^{n_j} \log p(\mathbf{x}_i, y_i) &\geq \sum_{i=1}^{n_j} \{ E_{\mathbf{z} \sim q_\phi(\mathbf{z}|\mathbf{x})}[\log p(\mathbf{x}_i|f_\theta(\mathbf{z}))] \\
 &\quad + E_{\mathbf{z} \sim q_\phi(\mathbf{z}|\mathbf{x})}[\log p(y_i|g_\psi(\mathbf{z}))] - \text{KL}[q_\phi(\mathbf{z}|\mathbf{x}_i)||p(\mathbf{z}_i)] \}
 \end{aligned}$$

Then, for reconstruction error term,

$$\begin{aligned}
& E_{\mathbf{z} \sim q_\phi(\mathbf{z}|\mathbf{x})}[\log p(\mathbf{x}_i|f_\theta(\mathbf{z}))] \\
&= \int_{\mathbf{z}} \log p(\mathbf{x}_i|f_\theta(\mathbf{z}))q_\phi(\mathbf{z}|\mathbf{x}_i)d\mathbf{z} \cong \log p(\mathbf{x}_i|f_\theta(\mathbf{z}_i)) \\
&= \log \prod_{k=1}^D p(\mathbf{x}_{i,k}|f_\theta(\mathbf{z}_i)) = \sum_{k=1}^D \log p(\mathbf{x}_{i,k}|f_\theta(\mathbf{z}_i)) \\
&\quad \propto -\frac{1}{2} \sum_{k=1}^D (\mathbf{x}_{i,k} - \mathbf{x}'_{i,k})^2
\end{aligned}$$

, where

$$\mathbf{x}'_i = f_\theta(\mathbf{z}_i) = \text{Decoder}_\theta(\mathbf{x}_i^{\text{enc}} + \mathbf{x}_i^{\text{noise}}), \mathbf{x}_i^{\text{noise}} \sim \mathcal{N}(\mathbf{0}, \alpha \mathbf{I})$$

Next, for classification error term,

$$\begin{aligned}
& E_{\mathbf{z} \sim q_\phi(\mathbf{z}|\mathbf{x})}[\log p(y_i|g_\psi(\mathbf{z}))] = \int_{\mathbf{z}} \log p(y_i|g_\psi(\mathbf{z}))q_\phi(\mathbf{z}|\mathbf{x}_i)d\mathbf{z} \\
&\quad \propto y_i \log g_\psi(\mathbf{z}_i) + (1 - y_i) \log(1 - g_\psi(\mathbf{z}_i))
\end{aligned}$$

, where $g_\psi(\cdot)$ is a logistic sigmoid function.

Last, for regularization term $\text{KL}[q_\phi(\mathbf{z}|\mathbf{x}_i)||p(\mathbf{z}_i)]$,

$$\begin{aligned}
& \text{KL}[q_\phi(\mathbf{z}|\mathbf{x}_i)||p(\mathbf{z}_i)] \\
&= \frac{1}{2} \{ \text{Tr}(\alpha \mathbf{I}) + q_\phi(\mathbf{x}_i)^\top q_\phi(\mathbf{x}_i) - \dim(q_\phi(\mathbf{x}_i)) - \dim(q_\phi(\mathbf{x}_i)) \log \alpha \} \\
&\quad = \left(\frac{1}{2} \sum_{m=1}^d (\alpha - 1 - \log \alpha) + \|q_\phi(\mathbf{x}_i)\|_2^2 \right)
\end{aligned}$$

By summing up all three terms together, we can get Eq (1).

A.2 Detailed results on PhysioNet2012 dataset

Table 2: Classification results of PhysioNet2012 dataset

PhysioNet2012	All	site 1	site 2	site 3	site 1	site 2	site 3
		Raw	Raw	Raw	GRAFFL	GRAFFL	GRAFFL
Class Ratio	6:1	5:1	5:1	6:1	1:1	1:1	1:1
AUC (Average)	0.8158	0.6720	0.5543	0.6387	0.7119	0.7843	0.8145
Cut-off	0.2313	0.7169	0.7874	0.7111	0.2594	0.6056	0.4072
Standard Deviation of AUC	-	-	-	-	0.0772	0.0909	0.1198