

Analysis of English free association network reveals mechanisms of efficient solution of Remote Association Tests

O.V. Valba¹, A.S. Gorsky^{2,3}, S.K. Nechaev^{4,5}, M.V. Tamm^{1,6}

¹ *Department of Applied Mathematics, MIEM,*

National Research University Higher School of Economics, 123458, Moscow, Russia,

² *Kharkevich Institute for Information Transmission Problems RAS,*

³ *Moscow Institute of Physics and Technology, Dolgoprudny 141700, Russia*

⁴ *Interdisciplinary Scientific Center Poncelet (CNRS UMI 2615), 119002 Moscow, Russia*

⁵ *P.N. Lebedev Physical Institute RAS, 119991 Moscow, Russia*

⁶ *Faculty of Physics, Lomonosov Moscow State University, 119992 Moscow, Russia*

We study correlations between the structure and properties of a free association network of the English language, and solutions of psycholinguistic Remote Association Tests (RATs). We show that average hardness of individual RATs is largely determined by relative positions of test words (stimuli and response) on the free association network. We argue that the solution of RATs can be interpreted as a first passage search problem on a network whose vertices are words and links are associations between words. We propose different heuristic search algorithms and demonstrate that in "easily-solving" RATs (those that are solved in 15 seconds by more than 64% subjects) the solution is governed by "strong" network links (i.e. strong associations) directly connecting stimuli and response, and thus the efficient strategy consist in activating such strong links. In turn, the most efficient mechanism of solving medium and hard RATs consists of preferentially following sequence of "moderately weak" associations.

I. INTRODUCTION

Representation of a large number of interacting agents by a network is one of the most powerful ways of efficient treatment of various types of data in biological, technological, and social systems [1, 2], as well as in cognitive processes. A network is a set of nodes (the elementary indivisible units of a distributed system) and binary relations (links) between them. There is a plenty of ways to build networks in the cognitive science, with various setups relevant for a problem-dependent specific conditions. Historically, semantic networks were used to represent a "knowledge" by establishing directed or undirected semantic relations (graph links) between the "concepts" (graph nodes) [3]. Such networks are useful to study the "intermediate" (or "mesoscopic") scale of organization in the human cognition. However, in attempts to model cognitive processes, it has been realized that the "microscale" network organization, i.e the structure of the detailed concept-to-concept connections, is very important.

Advances in graph-theoretic methods of studying cognitive functions are inextricably linked with pioneering works [4–6]. Since then, the number of investigations in the field has grown rapidly, and in particular a lot of attention has been paid to the study of large-scale semantic networks. In such networks, words (e.g., nouns) are nodes connected by links indicating semantic relations between them. There is a variety of characteristics of semantic

proximity: one can connect the nearest neighboring words in sentences (so-called syntactic networks), or one can connect words according to standard linguistic relations between them (synonymy, hyper- or hyponymy, etc.). Finally, one can assemble networks of words based on various psycholinguistic experimental data.

Large-scale semantic networks possess a specific pattern of connectivity, presumably imposed by the growth processes by which these networks are formed. Typically, such networks demonstrate a power-law structure in the distribution of links across the nodes, such that most network nodes have a low vertex degree, however there are some nodes with a very high degree – they play the role of hubs.

Important and fast-growing area in the field of linguistic networks is related to the so-called "word embedding" [7]. "Word embedding" is a set of language-modeling techniques based on mapping of words to vectors of numbers, usually in a multidimensional Euclidean space. The semantic similarity of two words is defined as a scalar product of the corresponding vectors. Such a procedure results in construction of a complete weighted network of words (each pair of words is connected by a weighted edge, whose weight is the semantic proximity) and the majority of edges have very small weights. Removing all links with weights less than a preset threshold, results in a network with nontrivial topological properties. It might be very productive to generalize the "word embedding" ideology to non-Euclidean spaces, in particular to spaces of constant negative curvature which are natural target spaces for scale-free networks [8, 9]. The detailed discussion of these questions goes beyond the scope of the current work and will be published separately [10]. To complete this short overview of various theoretic approaches, let us mention that recently several attempts have been made to treat semantic networks as multiplexes (i.e. multilayer networks). Such approaches seem to give deeper insight into the formation of mental lexicon [11] and early word acquisition [12].

One particularly interesting class of semantic networks is a network of free associations [13–17]. That is a class of networks obtained in the following real experiment. Participants ("test subjects") receive words ("stimuli") and asked to return, for each stimulus, the first word coming to their mind in response. The responses of many test subjects are aggregated and a directed network of weighted links between the words (stimuli and responses) reflecting the frequencies of answers is constructed. The study of these networks has a long history [13, 14]. In what follows, we use a free association network obtained in the "English Small World of Words" project (SWOW-EN) [15]. The online data collection procedure allowed the authors of [15] to aggregate data for more than 12 000 stimuli words. The data was collected in 2011-18 and consists of responses of more than 90 000 test subjects. As a result, the network contains many weak (i.e. rare) associations, which were not registered in earlier experiments.

In our work we use free associations network and propose some heuristic mechanisms of solving the so-called Remote Associates Test (RAT). The RAT has been invented by S. Mednick in 1962 [21] and later has been repeatedly used in cognitive neuroscience and psychology [18–20] to study insight, problem solving and creative thinking. The RAT test subjects are given sets of three stimuli words (e.g. "surprise", "line", "birthday") and are requested to find a fourth "return" word, which is simultaneously associatively related to all three stimuli (in our example it is the word "party").

Possible mechanisms of RAT solving have been extensively discussed in the literature. In [22] authors analyzed sequences of guesses, which came to mind during RAT solving.

They measured the similarity between guesses, stimuli, and responses using the "Latent Semantic Analysis" [22] and concluded that there are two systematic strategies of solving multiply constrained problems. In the first strategy generation of guesses is primarily based on just one of three stimuli, while in the second strategy it is implied that the test subject is making new guesses based partially on his/her previous guesses. In [23] the Metropolis-Hastings search model has been used, which involved the transition probabilities based on geodesic (shortest) distances along the network from the stimuli to the response. The authors underline the importance of association strength between words in the process of RAT solving. The work [24] is devoted to the design, implementation and analysis of a computational solver, which can answer RAT queries in a cognitively inspired manner. In [24] authors developed an artificial cognitive system based on an unified framework of knowledge organization and processing. They took into account associative links between the concepts in the knowledge base and the frequency of their appearance. In a later work [25], it has been shown that the association strength and the number of associations both have important separated effects on performance of RAT solving. Finally, the spiking neural network model is proposed in [26]. There, RAT solving is simulated as a superposition of two cognitive processes: the first one generates potential responses, while the second one filters the responses.

In our study we address two main questions. First, we study connection between the average hardness of a particular RAT and the position of stimuli and response on the free association network. We show that the RAT hardness can be predicted reasonably well by examining the network structure. Second, we discuss possible heuristic cognitive search algorithms of solving RATs, and study ways of their optimization.

The paper is organized as follows. In Section II we provide a brief characteristic of used datasets: the structural properties of the free association network, and the quantitative definition of RAT hardness. In Section III we study correlations between the RAT hardness and the relative position of stimuli and response on the free association network. We show that the RAT hardness significantly correlates with the aggregated weight of directed bonds stimuli \rightarrow response, as well as with the aggregated weight of multi-step chains of associations. On the other hand, there is essentially no correlation between the RAT hardness and the weights of reverse (response \rightarrow stimuli) bonds. We argue that such an asymmetry can be interpreted as a sign that solving a RAT is a first-passage problem: the correct response is easy to identify as soon as one finds it along a directed path on the network. In Section IV we study various ways of enhancing the probability of a fast solution of a RAT. We argue that the search strategies with resetting seem to be preferred for both nearest-neighbour search, and the search by infinitely long chains of associations. We discuss in details the role of weak associations in the search. In particular, we show that the best strategy for solving easy RATs implies removing all weak associations, and following only the strong ones. In turn, solving medium and especially hard RATs in the same way is often impossible. Instead, the probability to find a solution of hard RATs gets enhanced when the search runs preferentially along moderately weak bonds (associations). In Discussion we summarize the obtained results and propose possible direction of further investigations.

II. DATA ANALYSIS

We use the free association network described in [15] and known as "English Small World of Words project" (SWOW-EN). It is a weighted directed network with $N = 12\,217$ stimuli words. The brief summary of the network topological characteristics is presented in Table I.

Table I: The main topological properties of SWOW-EN.

Nodes	12 217
Mean degree	31.7
Diameter	8
Transitivity	0.08
Percolation threshold	0.08

In Fig. 1a we show the distribution of in- and out-degrees of the network. The out-degree distribution (blue) is Poissonian, its average is controlled by the experimental setup: the bigger the number of test subjects per stimulus word, the larger the average degree. In turn, the in-degree distribution $\rho(k)$ (orange), where k is the vertex degree of incoming bonds, has a power-law tail, i.e. $\rho(k) \sim k^{-\gamma}$ with $\gamma \approx 3$. Interestingly, such a shape of the in-degree distribution seems to be quite universal: similar values of γ are observed for networks in other experiments with English networks [13, 14], and also for the Russian free association networks [16, 17]. In Fig. 1b we demonstrate the cumulative distribution $P(w)$ of weights w of links of SWOW-EN (all weights lie within the interval $[0.01, 1.00]$) and in Fig. 1c we depict the size of largest strongly connected component of SWOW-EN as a function of the link weight cutoff, w_{cut} . Note that the size of strongly connected component of SWOW-EN collapses at the link cutoff about $w_{cut}^* = 0.08$, which corresponds to removal of 95% of network edges. The SWOW-EN above w_{cut}^* is not percolating anymore, and splits in disjoint components.

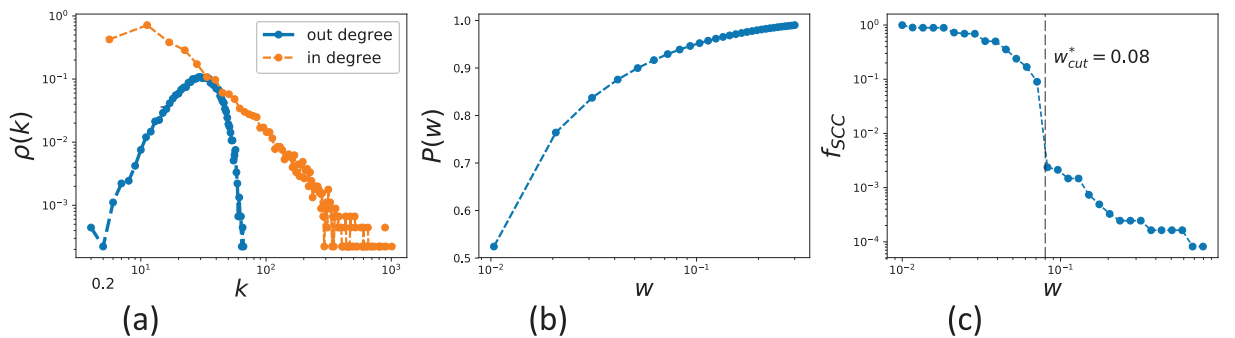


Figure 1: (a) Distributions of in- (blue) and out- (orange) vertex degrees of SWOW-EN; (b) Cumulative distribution of link weights of SWOW-EN; (c) Fraction of nodes in strongly connected component of SWOW-EN in dependence on the link weight cutoff (see [15]).

We use data for the hardness of RATs solution provided in [27]. We restrict ourselves to 138 problems (combinations of three stimuli and response) out of 144 studied in [27], for

which all four words are present in SWOW-EN network and have non-zero out-degree. The hardness of a RAT is quantitatively characterized by the value H ($0 \leq H \leq 1$), measuring the fraction of test subjects who correctly solved it in 15 seconds (for each of 138 problems under consideration). Additionally, we divide problems into three broad categories: “easy”, “medium”, and “hard”. The problem is easy if it has been solved in 15 seconds by more than 64% test subjects ($0.64 \leq H \leq 1$), medium if it was solved by 32% ÷ 64% test subjects ($0.32 \leq H \leq 0.64$), and hard otherwise ($0 \leq H \leq 0.32$). There are 15 easy, 38 medium, and 85 hard problems. For completeness, we have reproduced in Appendix A used dataset of 138 problems (out of 144 presented in [27]).

III. CORRELATION BETWEEN AVERAGE RAT HARDNESS AND WEIGHTS OF EDGES IN A FREE ASSOCIATION NETWORK

The strength of an association between two given words (vertices) in a free association network, G , is described quantitatively by the weight of the corresponding directed link. The whole set of weights is encoded in the weighted adjacency matrix, $W(G)$. The element, w_{ij} , of the matrix W is equal to the strength of directed association $i \rightarrow j$ if such association exists, and 0 otherwise (i.e. if the directed link $i \rightarrow j$ is absent).

Our main heuristic assumption is that to solve a RAT problem, a test subject performs a search on a free association network, which is a reflection of a search process happening in memory. Such a search process might imply, for example, exploration of all direct associations of all three stimuli words, or following chains of consequently extracted associations starting from stimuli words (such a chain may or may not be limited in length). More sophisticated search strategies can be used as well: for example, one may follow paths on network with preference of weak associations, or one may use some synergy between stimuli words (e.g. choosing words with strong associations with two or more stimuli words), etc. Finally, there exist a possibility that the solution is found but it is not recognized as the right one.

In order to test the basic hypothesis that the RAT solution is governed by some search process on the free association network, we study correlations between the RAT hardness and probabilities of finding a solution in various simple search strategies.

We begin with a simplest possible one-step strategy: (i) choose one of the stimuli words at random, (ii) jump to its neighbor along the directed link on the free association network (the jump probability is given by the link weight), (iii) check whether the solution is correct. The probability of finding a correct answer in such a strategy is, obviously,

$$p_0(\alpha) = \frac{1}{3} (w_{s_\alpha^1, r_\alpha} + w_{s_\alpha^2, r_\alpha} + w_{s_\alpha^3, r_\alpha}) \quad (1)$$

where α enumerates different RAT problems ($1 \leq \alpha \leq 138$), the indices $s_\alpha^1, s_\alpha^2, s_\alpha^3$ designate three stimuli words (vertices of the network) for a given problem α , and the correct response is a network vertex with the index r_α . Thus, $w_{s_\alpha^j, r_\alpha}$ is the weight of the directed bond $s_\alpha^j \rightarrow r_\alpha$, where $j = 1, 2, 3$.

Another simple hypothetical model is as follows. Consider a search on the network as a sequence (Markov chain) of associations: one generates a random walk trajectory with

jumping probabilities equal to w_{ij} , starting from one of stimuli words. In that case, the probability $\pi_{s,r}$ of reaching the response word from one of the stimuli is

$$\pi_{s,r} = w_{s,r} + \sum_{k \neq r} w_{s,k} w_{k,r} + \sum_{k,l \neq r} w_{s,k} w_{k,l} w_{l,r} + \dots = \left[\frac{W^-}{I - W^-} \right]_{s,r}, \quad (2)$$

where W^- is the adjacency matrix W , in which all matrix elements $w_{r,i}$ are set to zero, which guarantees that only first passage of the response word is counted (the inverse elements, $w_{i,r}$, are kept in the matrix W^-). If the starting stimulus word is chosen at random, the resulting probability of solving the task by the proposed mechanism reads:

$$p_1(\alpha) = \frac{1}{3} (\pi_{s_1^1, r_\alpha} + \pi_{s_2^2, r_\alpha} + \pi_{s_3^3, r_\alpha}) \quad (3)$$

Every search is restricted in time. Therefore, the Markov chain representing the search on the network, should be finite. Thus, it seems reasonable to truncate the maximal length of search trajectories: if the search is not completed during the allowed time interval, we stop the search and start the new one from the same stimuli. Such a strategy resembles the random search with resetting [28]. In case of a random resetting, the probability of solution in one search, given a stimulus s and a response r , can be written as follows

$$\pi_{s,r}(\lambda) = \left[\frac{W^-}{I - \lambda W^-} \right]_{s,r}, \quad p_\lambda(\alpha) = \frac{1}{3} \sum_{i=1..3} \pi_{s_i^i, r_\alpha}(\lambda) \quad (4)$$

with λ being the resetting probability.

In Fig. 2a-c scatter plots providing correlations between various search strategies and the empirical hardness, H , are shown. In particular, Fig. 2a presents the correlation between the average association weight (4) from stimuli words to the response, $p_{\lambda=0}$, and H ; Fig. 2b – the correlations between the estimated probability of the random walk with resetting, $p_{\lambda=1/2}$ and H ; (c) – the same as (b) for $p_{\lambda=1}$ and H . Dashed lines show slopes of the linear regression analysis, the corresponding Pearson correlation coefficient is designated by ρ . In all cases we observe sufficiently large values of ρ , which confirms our hypothesis that the RAT hardness correlates with relative locations of words in the associative network.

There is, meanwhile, another interesting question. The simplest strategies suggested above imply that solving RATs is a first-passage problem, that is to say, if the solver finds a solution, she immediately recognizes it. Is it indeed the case? One can address this question indirectly by studying correlation between the hardness of a RAT and the inverse association weights w_{r_α, s_α^i} . Indeed, if the problem of recognizing an already found solution is at all relevant, it is natural to expect that it will be easier to recognize a solution for which there are strong associations from solution to the stimuli, and much harder to recognize ones for which there are no strong inverse associations. To check the existence of such a relation we plot in Fig. 2d the relation of the average inverse weight, $w_\alpha = \frac{1}{3} \sum_{i=1..3} w_{r_\alpha, s_\alpha^i}$ and the RAT hardness. We see that the relation is very weak (much weaker than the relation with direct weights), so in the first approximation one can assume that the problem of recognizing an already found solution is of secondary importance, as compared to the problem of finding the solution, and one can indeed treat solution of a RAT as a first passage problem.

Despite Fig. 2 provides much important information, it does not reveal which search strategy is preferential. Indeed, p_λ gives only a probability of finding a solution by a single

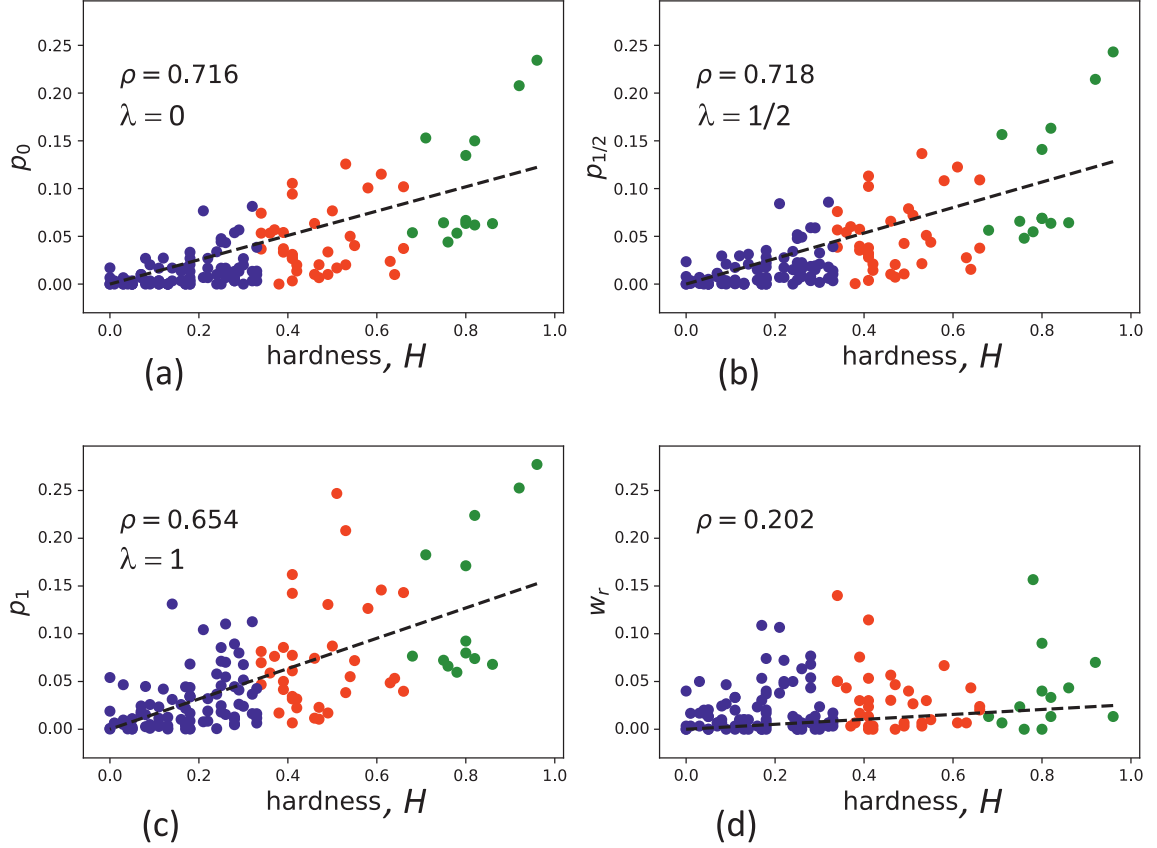


Figure 2: The scatter plots of the empirical hardness of the RAT problems versus following variables: (a) the average association weight from the stimuli words to the response $p_0(\alpha)$; (b) the estimated probability of random walk with resetting with $\lambda = 1/2$, $p_{1/2}(\alpha)$; (c) the estimated probability of unlimited ($\lambda = 1$) random walk, $p_1(\alpha)$, (d) the average association weight from the response to the stimuli words w_α . In all figures ρ is the Pearson correlation coefficient.

Markov chain search, regardless its length. In reality, since the search is limited in time, the test subject might have enough time to try: either ten 1-step searches, or only one 10-step search. Moreover, one expects that there is a high variability how different test subjects solve problems. Thus, the question “How to maximize the probability of solving a RAT?” seems to be more reasonable than the question “How do people solve RATs on average?”

IV. ENHANCING THE PROBABILITY OF CORRECT SOLUTION

Here we address the optimal strategy of maximizing the probability of solving a RAT problem. In particular, we are interested whether the heuristic optimal strategy depends on a RAT hardness. Clearly, two simplest strategies, (1) and (4), outlined above, have significant drawbacks from that point of view. Searching only in the immediate proximity of a stimuli might be sufficient to solve easy RATs. But for hard RATs, there typically is no direct associations (direct links) between stimuli and response, thus solving a problem by such a strategy is simply impossible. In turn, searching via a random walk on a network might lead to excessively long solution times.

Therefore, it seems natural to construct a search algorithm on a SWOW-EN network in a way that search trajectories, while not artificially constrained to nearest neighboring nodes of the stimuli, still are not fully random walks. One can think of these trajectories as of random walks in an external attractive potential, which guarantees that the test subject does not ever lose the stimuli words from his/her mental view. Such a strategy seems to be in agreement with the experimental data on sequences of guesses provided in [22] and discussed briefly in the Introduction.

A. Search with an attraction to the stimuli

The proposed heuristic search algorithm on SWOW-EN is organized as follows. At time $t = 0$ there are three stimuli (nodes of the network) s^i , $i = 1, 2, 3$ which are considered active. At the next time step, $t = 1$, one of nearest neighbors of the active nodes, x , is activated with probability $P(x)$ proportional to the sum of links from active network nodes towards it, i.e

$$P(x) = \frac{\sum_a w_{a,x}}{\sum_k \sum_a w_{a,k}}, \quad (x, k) \in \text{NN}(\{a\}), \quad (5)$$

where index a enumerates active nodes, while index k enumerates all possible target nodes from the set of nearest neighbors of the active ones $\text{NN}(\{a\})$.

Thus, at time $t = 1$ there are four activated words. If the newly activated word is the correct response, r , the search is completed. If it is not, on the next step, $t = 2$, we activate a new neighboring word with the probability (5) subject to the modification that now there are 4 instead of 3 active words in the set $\{a\}$. Simultaneously, we deactivate the word which was activated on a previous step, and mark it as checked, so that it will not be ever activated again. Now we check if the newly activated word is the correct response, r . If yes, we exit the search, if not, proceed recursively along with the procedure described above. At all times except $t = 0$ there are exactly 4 active words, and by time t exactly t different possible response words have been checked.

By such rules we mimic a search strategy according to which the activated word, if it is not a response (i.e. a correct answer), still can affect the search trajectory leading to the answer. The fact that three stimuli remain always active at each time step, while intermediate guess words are activated and deactivated during a search, guarantees that there is an effective "attraction" of the search trajectory to the set of stimuli, which can be interpreted as a permanent "memory" about the initial stimuli.

The search algorithm stops if either the correct answer is executed, or t_{\max} search attempts are exceeded. We performed 10^4 runs of that algorithm for each RAT, and counted the fraction of runs leading to the correct answer, this fraction is considered as the measure of the search accuracy. The resulting accuracy is a monotonously increasing function of t_{\max} (see Fig. 3a) and at $t_{\max} = 20$ the average accuracy of hard, medium and easy RATs numerically coincides with corresponding typical probabilities of correctly solved RATs in 15 seconds [27].

In Fig. 3b the scatter plot of the empirical RAT hardness versus the model search accuracy is shown. Note that the strategy presented in this section not only has more sense than those discussed in the previous one (the big majority of RATs are solvable by this procedure

without relying on excessively long search trajectories), but also the correlation between experimental and model accuracy (the Pearson correlation coefficient, $\rho = 0.742$) is larger than for those naive strategies. We believe therefore that this heuristic strategy is a better approximation to the way people solve RATs in reality.

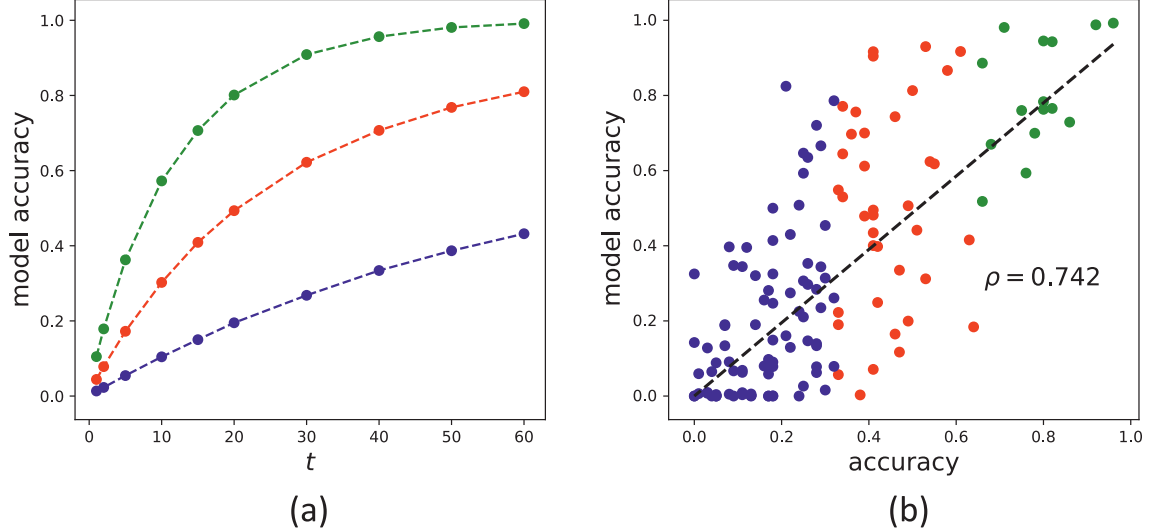


Figure 3: (a) The dependence of model accuracy on the number of search attempts (steps on SWOW-EN); (b) the scatter plot of model accuracy versus empirical hardness of the RAT. The model accuracy is averaged over 10^4 simulations. The dashed line in (b) is the best linear fit to the data, ρ is the corresponding Pearson correlation coefficient.

B. Activation algorithm with a threshold

Consider now a modification of our heuristic search algorithm described in Section IV A. It is known that many activation processes need a certain threshold (minimal activation impulse) to get triggered. In the psycholinguistic context, the importance of the association strength and the number of associations in the search processes is well known [25]. In the spirit of [25] we introduce an activation threshold to our model. We modify (5) as follows

$$P(x) = \begin{cases} \frac{\sum_a w_{a,x}}{\sum_k \sum_a w_{a,k}} & \text{if } \sum_a w_{a,x} \geq \tau, \quad (x, k) \in \text{NN}(\{a\}) \\ 0 & \text{otherwise} \end{cases}, \quad (6)$$

Assume that a target x can be activated only if the sum of activation signals exceeds a certain threshold, τ .

We study the predicted accuracy for RATs of different hardness as a function of the threshold, τ . For each τ , the accuracy is averaged over 10^4 simulations of all RATs in a given hardness category (easy/medium/hard). In Fig. 4a,c,e we show average predicted accuracy for different hardness categories as a function of τ ($\tau \in [0, 0.1]$), while in Fig. 4b,d,f we show corresponding average times needed to solve easy/medium/hard RATs.

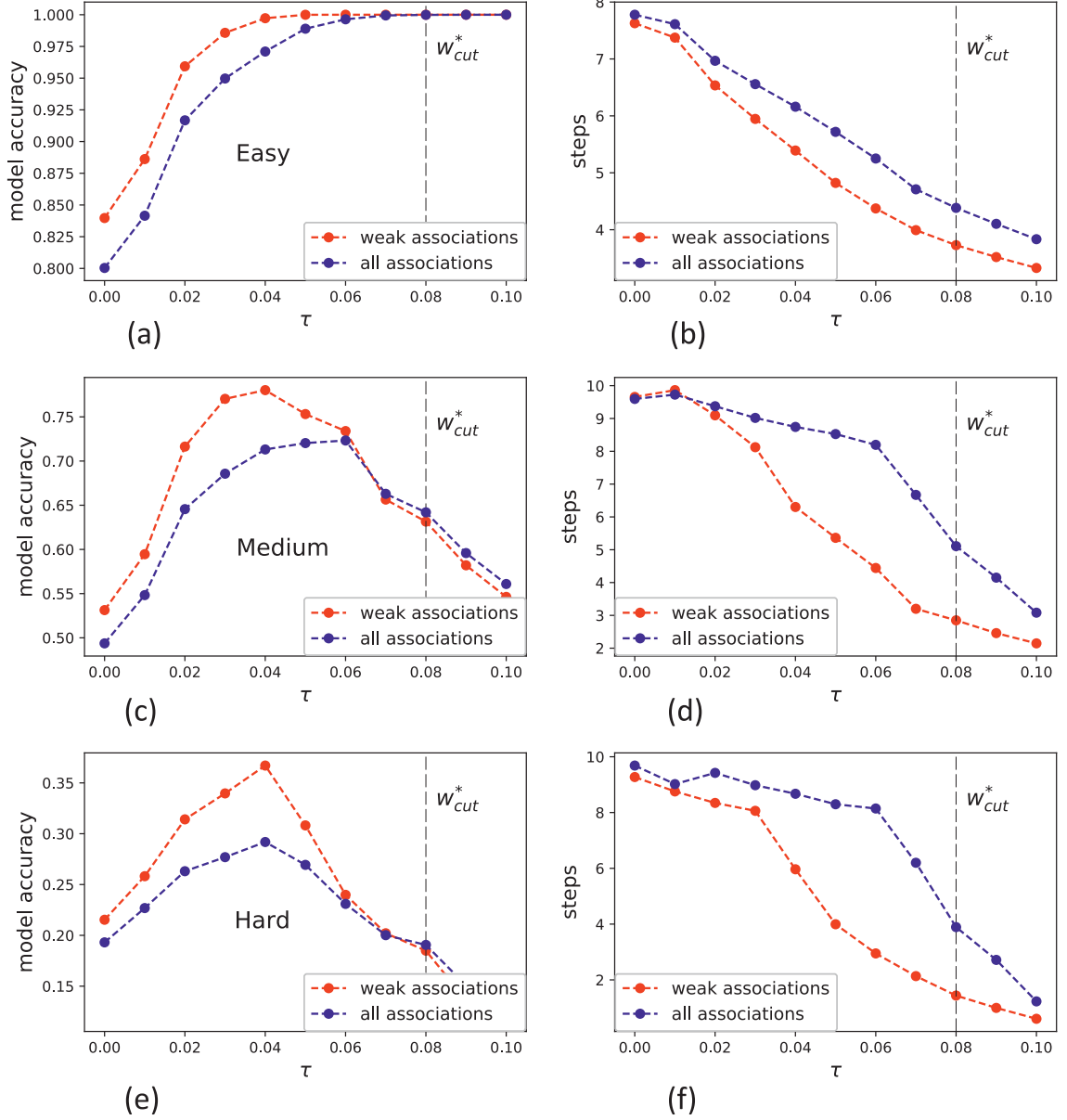


Figure 4: (a) The dependence of the predicted accuracy on the strength of the threshold τ for the RAT of different categories. The accuracy is calculated over 10^4 simulations and averaged over all RATs in a given hardness category. (b) The dependence of the mean length of solving trajectories on the threshold strength.

Solvability of easy RATs (Fig. 4a) grows monotonously and approaches unity with increasing τ . It is easy to explain that: in easy RATs there is at least one strong directed link from a stimulus to the response, elimination of weak bonds makes such a strong link relatively stronger, which enhances the probability of a correct solution. The situation is different for medium and hard RATs. Eliminating very weak links (small τ) leads to increased solvability similarly to easy RATs. That can be expected: presumably significant number of very weak bonds is just an experimental noise and its removal helps to reduce random and irrelevant trajectories. However, further increase of τ results in the accuracy of solu-

tion passing through a maximum at around $\tau_m = 0.04$ (which is still below the percolation threshold corresponding to $w^* = 0.08$ – see Fig. 1c).

The probability of a correct solution at the maximum, $P(\tau_m)$, significantly exceeds the result of both a no-threshold model and of a model where only strong links are retained. Compared to the last model (with only strong links left), the gain is by a factor of 1.3 for medium RATs and by a factor of almost 2 for hard RATs. This means that moderately weak links are instrumental for solving medium and hard RATs: eliminating these moderate links decreases the solvability, and, as shown in Fig. 4b,d,f, increases the mean length of search trajectories.

C. Enhancing the role of weak associations

The result of Section IV B gives rise to the following natural question. Is it possible to enhance the solvability of medium/hard RATs further by preferentially following moderately weak links? To check this, let us, apart from removing weak links, remove also the strong ones. That is to say, introduce a new adjacency matrix \bar{W} with matrix elements

$$\bar{w}_{ij} = w_{ij}H(1 - w_{\max}), \quad (7)$$

where $H(x)$ is the Heaviside function, and w_{\max} is the upper cutoff parameter. Studying the behavior of the model (6) for $w_{\max} = 0.05$, we conclude that in that case the maximal accuracy for hard and medium RATs significantly increases (by a factor of 1.1 for medium RATs and by a factor of 1.3 for hard RATs) and the mean length of solving trajectories essentially decreases compared to the null model with $w_{\max} = 1$ shown in Fig. 4c,e. The obtained result indicates the crucial role of moderately weak associations in the solution of medium and, especially, hard RATs.

V. DISCUSSION

We have applied the network approach for studying the psycholinguistic mechanisms of solving Remote Association Tests (RATs). Our treatment is based on available open data on the network of free associations in English language (SWOW-EN) [15], and on standardized concept of hardness of RATs [27].

First, we have quantitatively characterized the correlation between the hardness of a particular RAT and the location of stimuli on the directed network of free associations. We have argued that hardness of a RAT is strongly correlated with the aggregated weight of bonds from the stimuli to the response, as well as with the aggregated weight of multistep chain of consecutive associations. On the other hand, we have not found any significant correlation between the RAT hardness and weights of reverse (response \rightarrow stimuli) bonds.

Secondly, we have investigated the efficiency of RAT solutions using an activation algorithm which resembles the random walk in a potential well with attraction to the stimuli words of the RAT. We show that while for easy RATs the solution is mostly governed by strong associative bonds from stimuli to response, the solution of medium and especially hard RATs, is mostly determined by moderately weak bonds, i.e. bonds with weights about

$w = 0.04 \pm 0.01$. Indeed, introducing an activation threshold we have seen that while neglecting very weak bonds is beneficial for the solution efficiency, neglecting moderately weak bonds suppresses the efficiency of finding the correct response. Even more, one can further enhance the solution probability for medium and hard RATs by removing strong bonds with weights larger than $w = 0.05$.

We see that "very weak" and "moderately weak" bonds behave differently in our consideration. That could be related to the fact the accuracy of measurement of very weak bonds in a free association network experiment is rather poor, and the significant number of very weak bonds is just experimental noise. So, the efficiency of the solution might be additionally increased by replacing the experimental free association network with a "cleaned-up" one in the spirit of [29]. From a more general perspective, the importance of weak associations in the solution of RATs seems to be an example of the ubiquitous importance of weak ties in social sciences [30].

To conclude, let us notice that there are numerous other standard tools of network treatment whose potential application to linguistic and psychological problems seems very promising. Spectral analysis is among the most effective modern approaches. Since the majority of semantic networks are directed, the eigenvalues of corresponding adjacency matrices are complex. The simplest objects attributed to the graph (network) spectrum are the spectral density and the level spacing distribution. Recently, the standard tools for the investigation of real spectra of symmetric adjacency matrices have been extended to complex spectra of non-symmetric matrices. Hence, we are hopefully well equipped to attack the spectral structure of RATs on directed networks. The corresponding spectral approach would provide the answers to questions associated with dynamic problems on directed networks, such as diffusion, localization and synchronization. The spectral analysis of a RAT problem will be presented in the forthcoming publication [31].

Acknowledgements

This work is supported by RFBR grant 18-29-03167. The authors are grateful to O. Morozova, A. Poddiakov and D. Ushakov for introducing us to the field of psycholinguistics, and to V. Avetisov, I. Kasyanov, E. Patrusheva, N. Pospelov, S. Tolostoukhova, and M. Zvereva for many interesting discussions on the structure and properties of various networks of free associations.

-
- [1] M.E.J. Newman, *Networks*, Oxford University Press, Oxford, UK, 2018.
 - [2] A.L. Barabasi, *Network Science*, Cambridge University Press, Cambridge, UK, 2016.
 - [3] T. Grainger, K. Aljadda, M. Korayem and A. Smith, The Semantic Knowledge Graph: A Compact, Auto-Generated Model for Real-Time Traversal and Ranking of any Relationship within a Domain, 2016 IEEE International Conference on Data Science and Advanced Analytics (DSAA), Montreal, QC, pp. 420-429 (2016).
 - [4] S.N. Dorogovtsev and J.F. Mendes, Scaling properties of scale-free evolving networks: continuous approach, *Phys Rev E*, **63**, 056125 (2001).

- [5] M. Steyvers and J.B. Tenenbaum, The large-scale structure of semantic networks: statistical analyses and a model of semantic growth, *Cogn Sci.*, **29**, 41 (2005).
- [6] M.S. Vitevitch, What can graph theory tell us about word learning and lexical retrieval? *J Speech Lang Hear Res.* **51**, 408 (2008).
- [7] T. Mikolov, I. Sutskever, K. Chen, G. Corrado, and J. Dean, Distributed Representations of Words and Phrases and their Compositionality, *Advances in Neural Information Processing Systems* 26 (NIPS 2013), arXiv:1310.4546 (2013).
- [8] D. Krioukov, F. Papadopoulos, M. Kitsak, A. Vahdat, and M. Boguna, Hyperbolic geometry of complex networks *Phys. Rev. E*, **82**, 036106 (2010).
- [9] F. Papadopoulos, M. Kitsak, M.A. Serrano, M. Boguna, and D. Krioukov, Popularity versus similarity in growing networks, *Nature*, **489**, 537 (2012).
- [10] I. Kasyanov, O. Valba, S. Nechaev, and M. Tamm, in preparation.
- [11] M. Stella, N.M. Beckage, M. Brede, and M. De Domenico, Multiplex model of mental lexicon reveals explosive learning in humans, *Scientific Reports*, **8**, 2259 (2018).
- [12] M. Stella (2019) Modelling Early Word Acquisition through Multiplex Lexical Networks and Machine Learning, *Big Data Cogn. Comput.*, **3**, 10 (2019).
- [13] G. Kiss, C. Armstrong, and R. Milroy, & J. Piper, An associative thesaurus of English and its computer analysis. In A. J. Aitken and R. W. Bailey, & N. Hamilton-Smith (Eds.), *The Computer and Literary Studies*, Edinburgh, UK: Edinburgh University Press, 1973.
- [14] D.L. Nelson, C.L. McEvoy, and T.A. Schreiber, The University of South Florida free association, rhyme, and word fragment norms, *Behavior Research Methods, Instruments, & Computers*, **36**, 402-407, (2004).
- [15] S. De Deyne, D. J. Navarro, A. Perfors, M. Brysbaert, and G. Storms, The “Small World of Words” English word association norms for over 12,000 cue words, *Behavior Research Methods*, **51**, 987-1006 (2019).
- [16] Yu. N. Karaulov, Yu. A. Sorokin, E. F. Tarasov, N. V. Ufimtseva, and G. A. Cherkasova, *Russkij Associativnyj Slovar [Russian Associative Dictionary]*, Pomovsky & Partners, Moscow, Russia, 1994 (in Russian).
- [17] <https://github.com/dkulagin/kartaslov>
- [18] J. Kounios and M. Beeman, The cognitive neuroscience of insight, *Annual Review of Psychology*, **65**, 71 (2014).
- [19] S. Helie and R. Sun, Incubation, insight, and creative problem solving: a unified theory and a connectionist model, *Psychological Review*, **117**, 994–1024 (2010).
- [20] M. Jung-Beeman, Ed. M. Bowden, J. Haberman, J. L. Frymiare, S. Arambel-Liu, R. Greenblatt, P. J. Reber, and J. Kounios, Neural Activity When People Solve Verbal Problems with Insight, *PLoS Biology*, **2**, e97 (2004).
- [21] S. Mednick, The associative basis of the creative process, *Psychological Review*, **69**, 220 (1962).
- [22] K.A. Smith., D.E. Huber, and E. Vul, Multiply-constrained semantic search in the Remote Associates Test, *Cognition*, **128**, 64 (2013).
- [23] D. D. Bourgin, J.T. Abbot, and T.L. Griffiths, Empirical Evidence for Markov Chain Monte Carlo in Memory Search, *Proceeding of the Annual Meeting of the Cognitive Science Society*, **36**, 224 (2014).
- [24] A.-M. Olteteanu and Z. Falomir, ComRAT-C: A Computational Compound Remote Associates Test Solver based on Language Data and its Comparison to Human Performance, *Pattern Recognition Letters*, **67**, 81 (2015).
- [25] A.-M. Olteteanu and H. Schultheis, What determines creative association? Revealing two

- factors which separately influence the creative process when solving the remote associates test, *Journal of Creative Behavior*, **53**, 389 (2017).
- [26] I. Kajic, J. Gosmann, T. C. Stewart, T. Wennekers, and Ch. Eliasmith, A Spiking Neuron Model of Word Associations for the Remote Associates Test, *Frontiers in Psychology*, **8**, 99 (2017).
 - [27] E.M. Bowden and M. Jung-Beeman, Normative data for 144 compound remote associate problems, *Behavior Research Methods, Instruments, & Computers*, **35**, 634 (2003).
 - [28] M.R. Evans and S.N. Majumdar, Diffusion with Stochastic Resetting, *Phys. Rev. Lett.*, **106**, 160601 (2011); M.R. Evans, S.N. Majumdar, and G. Schehr, Stochastic resetting and applications, *J. Phys. A*, **53** 193001 (2020)
 - [29] T.P. Peixoto, Reconstructing networks with unknown and heterogeneous errors, *Phys. Rev. X*, **8**, 041011 (2018).
 - [30] M.S. Granovetter, The strength of weak ties, *Am. J. Sociology*, **78**, 1360 (1973).
 - [31] N. Pospelov, S. Nechaev, M. Tamm, O. Valba, and A. Gorsky, in preparation.

Appendix A: Hardness data for Remote Association Tests

Here we provide the list of 138 RATs we have used in our research and their hardness according to the data of [27]:

Easy RATs		
Remote Associate Stimuli	Solution	% of pers. solving RAT in 15 sec
cottage, Swiss, cake	cheese	96
cream, skate, water	ice	92
loser, throat, spot	sore	86
show, life, row	boat	82
night, wrist, stop	watch	82
duck, fold, dollar	bill	80
rocking, wheel, high	chair	80
dew, comb, bee	honey	80
fountain, baking, pop	soda	78
preserve, ranger, tropical	forest	76
aid, rubber, wagon	band	75
flake, mobile, cone	snow	71
cracker, fly, fighter	fire	68
safety, cushion, point	pin	66
cane, daddy, plum	sugar	66

Medium RATs		
Remote Associate Stimuli	Solution	% of pers. solving RAT in 15 sec
dream, break, light	day	64
fish, mine, rush	gold	63
political, surprise, line	party	61
measure, worm, video	tape	58
high, district, house	school	55
sense, courtesy, place	common	54
worm, shelf, end	book	53
piece, mind, dating	game	53
flower, friend, scout	girl	51
river, note, account	bank	50
print, berry, bird	blue	49
pie, luck, belly	pot	49
date, alley, fold	blind	47
opera, hand, dish	soap	47
fur, rack, tail	coat	46
stick, maker, point	match	46
hound, pressure, shot	blood	42
fox, man, peep	hole	42
sleeping, bean, trash	bag	41
dust, cereal, fish	bowl	41
light, birthday, stick	candle	41
food, forward, break	fast	41
peach, arm, tar	pit	41
water, mine, shaker	salt	41
palm, shoe, house	tree	41
basket, eight, snow	ball	39
wheel, hand, shopping	cart	39
right, cat, carbon	copy	39
home, sea, bed	sick	38
nuclear, feud, album	family	37
sandwich, house, golf	club	36
cross, rain, tie	bow	34
sage, paint, hair	brush	34
French, car, shoe	horn	34
boot, summer, ground	camp	33
chamber, mask, natural	gas	33
mill, tooth, dust	saw	33
pike, coat, signal	turn	33
office, mail, hat	box	32
fly, clip, wall	paper	32
age, mile, sand	stone	32

Hard RATs (part I)		
Remote Associate Stimuli	Solution	% of pers. solving RAT in 15 sec
catcher, food, hot	dog	30
wagon, break, radio	station	30
tank, hill, secret	top	30
health, taker, less	care	29
lift, card, mask	face	29
dress, dial, flower	sun	29
force, line, mail	air	28
guy, rain, down	fall	28
eight, skate, stick	figure	28
down, question, check	mark	28
animal, back, rat	pack	28
officer, cash, larceny	petty	28
pine, crab, sauce	apple	26
house, thumb, pepper	green	26
carpet, alert, ink	red	26
master, toss, finger	ring	26
hammer, gear, hunter	head	25
knife, light, pal	pen	25
foul, ground, mate	play	25
change, circuit, cake	short	25
way, board, sleep	walk	25
blank, list, mate	check	24
tail, water, flood	gate	24
cover, arm, wear	under	24
rain, test, stomach	acid	22
pile, market, room	stock	22
mouse, bear, sand	trap	22
cat, number, phone	call	21
keg, puff, room	powder	21
trip, house, goal	field	18
fork, dark, man	pitch	18
fence, card, master	post	18
test, runner, map	road	18
dive, light, rocket	sky	18
man, glue, star	super	18
tooth, potato, heart	sweet	18
illness, bus, computer	terminal	18
type, ghost, screen	writer	18
mail, board, lung	black	17
teeth, arrest, start	false	17
iron, shovel, engine	steam	17

Hard RATs (part II)		
Remote Associate Stimuli	Solution	% of pers. solving RAT in 15 sec
wet, law, business	suit	17
rope, truck, line	tow	17
off, military, first	base	16
spoon, cloth, card	table	16
cut, cream, war	cold	14
note, chain, master	key	14
shock, shave, taste	after	13
wise, work, tower	clock	13
grass, king, meat	crab	13
baby, spring, cap	shower	13
break, bean, cake	coffee	12
cry, front, ship	battle	11
hold, print, stool	foot	11
roll, bean, fish	jelly	11
horse, human, drag	race	11
oil, bar, tuna	salad	11
bottom, curve, hop	bell	9
pea, shell, chest	nut	9
line, fruit, drunk	punch	9
bump, egg, step	goose	8
fight, control, machine	gun	8
home, arm, room	rest	8
child, scan, wash	brain	7
nose, stone, bear	brown	7
end, line, lock	dead	7
control, place, rat	birth	5
lounge, hour, napkin	cocktail	5
artist, hatch, route	escape	5
pet, bottom, garden	rock	5
mate, shoes, total	running	5
self, attorney, spending	defense	4
board, blade, back	switch	4
land, hand, house	farm	3
hungry, order, belt	money	3
forward, flush, razor	straight	3
shadow, chart, drop	eye	1
way, ground, weather	fair	1
cast, side, jump	broad	0
back, step, screen	door	0
reading, service, stick	lip	0
over, plant, horse	power	0