

“My Friend Wanted to Talk About It and I Didn’t”: Understanding Perceptions of Deletion Privacy in Social Platforms

Mohsen Minaei
Purdue University
mohsen@purdue.edu

Mainack Mondal
IIT Kharagpur
mainack@cse.iitkgp.ac.in

Aniket Kate
Purdue University
aniket@purdue.edu

Abstract

There is a growing concern and awareness about the right-to-be-forgotten issues among regulators as well as users all over the world. To cope with these privacy concerns, social platforms offer deletion mechanisms that give the users the opportunity to remove their contents and in some cases the platforms remove them automatically. However, this leaves the users vulnerable to attacks by adversaries who specifically seek the damaging content of the users and exploit the act of deletion as a strong signal for it.

In this paper, we conduct a user study on 191 participants to study their prior deletion experiences, their expectations of deletion privacy, and how effective do they find the current deletion mechanisms. We find that more than 80% of the users have deleted at least a social media post and 35% of the deletions happened after a week of posting. While the participants identified the irrelevancy of the content due to time passing as the main reason for removing their contents, a majority of the participant believe that deletions indicate that the deleted content includes some damaging information to the owner. Importantly, the participants are significantly more concerned about their deletions being noticed by large-scale data collectors (e.g., a third-party data collecting company or the government) than any other individual from their social circle. Further, a third of the participants think that they can be attacked by these large-scale data collectors. Finally, the participants find the current deletion mechanisms to be inadequate in protecting the privacy of their deletions and provide guidelines for the future of deletion mechanisms.

1 Introduction

Today, billions of internet users share hundreds of billions of pieces of their personal content (including life events, images, and opinions) on social platforms like Facebook or Twitter. A recent Pew Research study [2] finds that seven out of ten American adults use some kind of social platform. As these platforms archive a significant number of personal posts over

the years, the often-personal nature of this social content does make the users uncomfortable at times. Such discomfort may originate over time from regret about posting inappropriate social content, embarrassment, or even life or relationship changes [17, 18, 32, 35, 36].

Almost all of the social platforms thus offer some mechanism to its users for retrospectively remove their unwanted posts, and the users enthusiastically employ this selective deletion mechanism—around one-third of more than six-year-old posts are withdrawn from Twitter by 2016 [28, 29]. However, these selective deletions also create a catch-22 situation—deletions (meant to remove a post from the platform), in practice might bring unwanted attention to deleted posts and make them more visible to an onlooker. Many web services (e.g., Politwoops [7] for Twitter, Removeddit [9] for Reddit, StackPrinter-Deleted [11] for Stack overflow, and YouTomb [1]) collect and hoard specific deleted posts from the users of social platforms. The existence of such services is intuitively expected—due to the open and social nature of these platforms, it is relatively easier to collect snapshots and thus identify deleted social content. Further, this social content (by virtue of being selectively deleted) might already contain embarrassing or potentially damaging content. Indeed, a line of work identifies the phenomena of leveraging deletion as a signal to unearth potentially sensitive content as a violation of “deletion privacy” [12, 25, 26, 34, 36], and there are already a number of deployed as well as academic removal mechanisms devoted to preserving deletion privacy [5, 6, 10, 25, 26].

From analyzing these mechanisms, we observe that preserving deletion privacy involves designing and enforcing access control rules to regulate when and how information about the deletion events (and deleted content) is revealed to others, and that earlier research did not investigate systematic access rules to regulate the discoverability of deletion events. In general, there is no prior work on understanding the *need* for providing deletion privacy to general social media users. In other words, there was no evidence quantifying the importance of preserving deletion privacy for social platform users. This paper takes the first step towards understanding

and operationalizing user perceptions of deletion privacy.

In our study, we collected quantitative and qualitative data from 191 participants spanning both Europe and the US regarding their perceptions about deletion privacy. We first investigated the prior experiences of the participants regarding their post deletions and corresponding deletion privacy expectations. We then leverage the contextual integrity theory [30] to identify key contextual factors (as perceived by users) for regulating access and ensuring the preservation of deletion privacy. Finally, we unearth the factors governing the usefulness of existing deletion privacy preservation mechanisms. Specifically, we investigate the following research questions (RQ).

RQ1: *Do users ever faced violation of deletion privacy in social platforms? In other words, did some other users or organizations focused on their deleted social posts? How?* (Section 4.1)

We investigated this RQ by asking each participant detailed questions regarding their experience about deletions on the social platforms. We noted that 82% of our participants have deleted some of their posts. Interestingly, 51% of the participants felt that a deleted post is indeed *sensitive, damaging or embarrassing* to the uploader. Furthermore, 54 participants had their deletions noticed in social platforms, and even within our small sample of fewer than 200 participants, nine participants proclaimed that when their deletions were noticed by others, it resulted in discomfort.

While establishing the need for deletion privacy was a prime goal of this work, a social platform would also need to know if users feel (un)comfortable in revealing their deletions for specific contextual factors. We explore this question next.

RQ2: *On what contextual factors (such as recipient) do policies regarding acceptability of revealing deletion events depend? How?* (Section 4.2)

We use the contextual integrity theory [30] to create a set of contextual variables (e.g., recipients) and enumerated possible values for each set of variables (e.g., family member, friend, coworker, a company, government). We then collected user feedback for combinations of all of those contextual variables in our survey. We observe that majority of the users seek to preserve deletion privacy against large-scale data collectors, but not so much against the family, friends, and even co-workers.

Finally, we looked into the efficacy of the existing deletion-privacy enhancing mechanisms. To that end, we ask:

RQ3: *Are existing mechanisms useful for enhancing deletion privacy? Why or why not?* (Section 4.3)

We base this part of our study using four short videos. Those videos explained the high-level functionalities of four different deletion mechanisms. These mechanisms provide varying guarantees to protect deletion privacy. Users find selective deletions, the current deletion mechanism used by

most social platforms, to be ineffective in protecting deletion privacy. The same users found other mechanisms more effective than selective deletion. However, they also identify the shortcomings of these mechanisms. We provide a principled analysis of the pros and cons of each of the existing mechanisms via mining the user perception for our participants.

In Summary, we begin to quantify the need for deletion privacy in social platforms with a 191 participant user survey. Our contributions include:

1. Establishing a strong user-need for ensuring deletion privacy in social platforms. Our results show for the first time that users indeed care for deletion privacy.
2. Showing the context-dependency of the rules for preserving deletion privacy. We identify the key contextual factors that future developers should consider to better align their system functionalities with user expectations.
3. Identifying the key factors that led to the usefulness of mechanisms to preserve deletion privacy. Future social platform designers should consider these factors while providing deletion privacy to their users.

2 Background and Related Work

We start with some background on our study. We divide the earlier work in this field into four broad dimensions.

2.1 Deletion in Social Platforms

Deletion or the ability to remove content is a crucial functionality in social platforms—often needed due to social nature of these platforms as well as personal nature of social content. Earlier work studied in detail the reasons behind social content deletion. These reasons range from removing regrettable content to removing content which became irrelevant over time [24, 27, 28, 32, 35, 36]. However, even though deletion is crucial and widely adopted, in some cases, the removal of a post can be a simple and very effective indication about the sensitive and/or damaging nature of that social content [25, 26]. Thus simple removal might create an opportunity for an attacker to potentially harass and blackmail the users. Such deletion based surveillance is not only relevant to public figures, but also for normal social platform users, e.g., a French Twitter account, @FallaitPasSuppr, identify and re-publishes the deleted content of both French public figures as well as normal users [3]. However, no earlier work investigated if this shortcoming of social content deletion is truly affecting the general populace. We fill this gap.

2.2 Social Content Deletion Mechanisms

We identify four key mechanisms (either practically deployed or academic) for facilitating deletion in social platforms:

Selective deletions: Majority of the social platforms today provide a selective deletion mechanism—the posts are available on the platform until the user itself selects an unwanted post and deletes it. However, as we mentioned earlier, selective deletion might attract unwanted attention to particular posts [25].

Prescheduled deletions: This mechanism automatically removes the users’ contents when a specific criterion has been triggered (e.g., after a predefined time period or after prolonged inactivity around post [29]), e.g., Snapchat and Instagram Stories support this feature (e.g., delete content after 24 hours of posting). Prescheduled deletions ensure that an adversary cannot single out specific deletions to find damaging content (since all content will be deleted). However, on the down side, this mechanism removes *everything*, implying there will not be any archive of social content for users to reminisce.

Intermittent withdrawal: Intermittent withdrawal [25] offers a deniability guarantee for the users’ deletions in the form of an availability-privacy tradeoff. In this mechanism, all of the non-deleted posts are intermittently hidden for some amount of time. This hiding confuses an adversary while deciding if an unavailable post is deleted by the user or just temporarily hidden by the platform.

Decoy deletions: In the decoy deletions [26] mechanism, given a set of sensitive/damaging posts that users want to delete, the system selects k additional non-sensitive/non-damaging posts for each sensitive/damaging post and deletes them along with the damaging posts. The system-selected posts (decoy posts) are taken from a pool of non-damaging non-deleted posts provided by volunteers. Decoy deletions raises the bar for the adversary to identify deleted posts as they need to identify the sensitive or damaging post among the $k + 1$ deleted posts.

We note that, interestingly, earlier work on these mechanisms does not answer two fundamental questions. First, is preserving deletion privacy important for the users? If yes, how effective are these mechanisms to protect deletion privacy. We aim to answer these questions.

2.3 Deletion privacy as Contextual Integrity

Contextual Integrity (CI) [30] theory provides a systematic framework for studying privacy norms and expectations. CI defines privacy as appropriate flows of information. Each information flow consists of five parameters about the information: subject, sender, recipient, information type (or attribute), and transmission principle. The appropriate information flows conform to the socially acceptable values of these parameters. Earlier work demonstrated that we can infer privacy norms (i.e., rules regulating acceptable information flow) by measuring the acceptability of different information flows (created with varying combination of CI parameter values) [14, 15]. For example, users in general might be comfortable when

a fitness tracker (*sender*) sends user’s heart rate (*attribute*) to the doctor (*recipient*) to monitor the health status (*transmission principle*), but uncomfortable if the *recipient* were a health insurance provider.

In this paper, we aimed to unearth effect of context on the acceptability of revealing deletion events (RQ2). Thus, we leveraged CI to systematically unroll the contextual factors in the scope of deletion privacy. We selected the CI parameter values relevant to deletion privacy by surveying earlier work and conducting pilot studies. Table 1 contains the full list of our CI parameter values. Note that, this list is not exhaustive. However, as a first, it does cover a range of information flows in the scope of deletion privacy and demonstrate the generality of our approach. Section 3.1 details the exact questions asked in our survey. Next we present our CI parameter values.

Sender & Subjects for each deletion, the sender of the information flow will be the user itself. However, a deleted post can have different subjects. We consider prior work on ego networks and social circles to design four distinct subjects [16, 19]—(i) the user, (ii) family members, (iii) friends, (iv) coworkers/acquaintance. We also included “not specifying a subject” as *null* i.e., control condition.

Recipients for social content deletion is the individual (or organization) that notices the user’s deletion. We include users’ social circles in our list recipients along with two other entities—a company that collects and archives the deletions of the users and the government.

Transmission Principles in this scenario is the method that a recipient uses to discover the deletion. We consider three discovery methods—(i) discovery due to checking/observing the user profile regularly to observe any change in the user’s profile (ii) discovery due to an interaction with the post (e.g., liking, commenting, reposting, sharing, etc.), (iii) not specifying a discovery method (*null* i.e., control condition).

Attributes, we consider the reason of the deletion to be the attribute in the information flows. We adapt the categories defined by Zhou et al. [37] for the regrettable deleted tweets as attributes. We further add “fixing spelling/grammar” from earlier work [13] as well as two other reasons—“post did not get enough attention” and “being irrelevant due to time passing” based on our study pilot. We obtained feedback on acceptability for each of the information flows generated using the combination of all of these CI parameter values.

3 Methodology

Next, we start with presenting our survey-based methodology of understanding the need for deletion privacy and unrolling the deletion privacy norms using Contextual integrity.

3.1 Survey Instrument

Our survey instrument has two parts. First, we asked questions about users’ experience with content deletions and deletion

Table 1: Contextual integrity (CI) parameter values used to generate information flow of deletion events

Sender user itself	Transmission Principle because they were checking/observing your user profile regularly because they were mentioned in the post or interacted with the post <i>null</i>
Subject that contained some information about yourself that contained some information about your family members that contained some information about your friends that contained some information about your coworkers <i>null</i>	Attributes Post did not get enough attention Fixing Spelling/Grammar Cleaning up profile for new job Cleaning up profile for new relationship Racial/Religious/Political reason Being irrelevant due to time passing Removing sexual content Removing drug/alcohol related content Removing violence/cursing related content Removing health related content
Recipient your family member your friend your coworker/acquaintance a company the government anyone	

privacy in social platforms. Second we probed the effectiveness and usefulness of different deletion mechanisms.

3.1.1 Part 1: Perceptions about Content Deletion

Part 1 of our survey contained two sections: (1) Experiences about prior post deletions, (2) CI-parameter based questionnaire about deletion privacy.

Experiences about prior post deletions and deletion privacy (RQ1). We started by asking our participants about the usage of different social platforms and whether they have had deleted social content on any of them. We further asked how old was the content at the time of deletion as well as the reasons behind the deletion of that content. Then we asked the participants to explain whether they have ever faced any discomforts because of their deletions and if they have not, what problems do they anticipate in the future. We then enquired if the participants are aware of other users noticing their deletions and if they themselves noticed deletions by other users. Then we investigated how the users feel about the sensitivity of deleted social content by asking them—“when someone deletes a social media post, it indicates that the content of that post is sensitive/damaging/embarrassing to that individual.”

CI-based questionnaire: deletion privacy (RQ2). Next, taking inspiration from earlier research [14, 15] we incorporated a part in our survey instrument to unearth the norms governing deletion privacy in social platforms. CI was easily adopted to deletion privacy and was proven to be useful in identifying broad rules that govern the social perception of privacy. We detailed our adaptation of CI to the scope of deletion privacy in Section 2.3. In this section, we will focus on the setup for our survey.

Recall that, we needed to obtain user perception of acceptability for all the information flows created by all combinations of all the parameter values presented in Table 1. To achieve this objective, we divided this section of our survey into blocks of questions querying the acceptability of each of

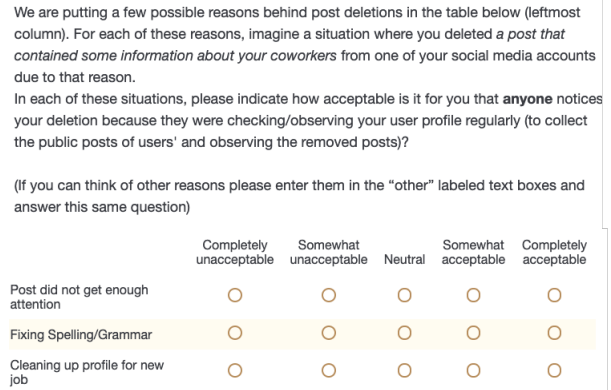


Figure 1: Measuring acceptability of information flow with a fixed subject (your coworkers), fixed transmission principle (because they were checking/observing your user profile regularly), fixed recipient (anyone) and varying attributes (not all are shown).

the information flows.

Each block contained information flows with the same *subject*, same *transmission principle*, varying *recipients*, and varying *attributes*. For example, one block contained all information flows with the subject “a post that contained some information about your self” and the transmission principle “because they were checking/observing your user profile regularly”.

We randomly assigned each participant to a single question block. Then, in a question block, we created one question matrix for each of the recipients and all attributes. Thus the rows of the question matrix signify the final information flows. For each of those information flows we asked participants to rate the acceptability of the flow using a five-point Likert scale: Completely Acceptable, Somewhat Acceptable, Neutral, Somewhat Unacceptable, Completely Unacceptable.

Figure 1 presents a part of a question block. This example belongs to a block with the subject “your cowork-

ers” and transmission principle “because they were checking/observing your user profile regularly”. Then in the presented question matrix we fixed the recipient to “anyone” and iterated through all the attributes to create final information flows.

3.1.2 Part 2: Evaluating Efficacy of Deletion Mechanisms (RQ3)

In the second part of the survey, we presented four deletion mechanisms—“Selective deletions”, “Prescheduled deletions”, “Intermittent Withdrawal”, and “Decoy deletions” (detailed in Section 2.2). Participants evaluated the usefulness of these mechanisms to preserve deletion privacy. We realized that this part involves possible hypothetical scenarios since some participants might never have used some of the mechanisms. Thus we took a visual (audio and video) driven approach to first educate users on these mechanisms. This approach is similar to the ones used in prior work on familiarizing participants on novel authentication mechanisms [23].

We first present the users our threat model using a short video. In this work we adapt the same threat model considered in earlier work on deletion privacy–intermittent withdrawal and decoy deletions [25,26]. In our threat model, the adversary can observe the full social platform data. So, the adversary is able to access the platform continuously and take snapshots of the entire platform to identify the deleted posts. The goal of the adversary is to correctly identify if any of the detected deleted posts is damaging to the post-owner. Note that, our threat model considers *only* a non-targeted attack on deletion privacy (via collecting and analyzing deleted posts at a large-scale), rather than targeted attack (e.g., via stalking). After showing the video, we enquired them if they ever encountered or thought of such an adversary.

Next, we presented short (1-2 minute) videos (with audio and subtitles) for each of the deletion mechanisms. Following each video, we asked our participants how effective do they find the mechanism in hiding their damaging/sensitive posts in the presence of the threat model. We also collected free-form text responses from the participants explaining their answers. To improve coverage, we also collected free-form text responses (if they can think of) about other techniques that can protect the users’ deletions in presence of the malicious entity.

3.1.3 Quality control

In order to ensure the quality of responses, we incorporated multiple attention check questions in the survey. In particular, we repeated two of the multiple-choice questions in random locations in the survey and compared the answers with their previous response to the same question. Further, we added a fake social platform named “Cybersocial” in the question that asked about the usage of different social platforms. Monitor-

ing whether the respondents indicate that they have previously used this fake platform or not. Further, we also used a time-based filtering to ensure that the participants actually gave attention while watching the videos in our survey.

3.2 Recruitment

We recruited our participants from Prolific Academic [8], a platform regularly used for advertising academic surveys [31]. We screened participants to ensure they were 18 years old or above, had taken a minimum of 50 prior surveys on the platform, had a minimum approval rate of 95%, and fluency in English. We posted the survey in multiple batches at different times of the day and days of the week to ensure we were targeting a range of potential respondents. We carefully avoided priming participants by not using words like “security” or “privacy” in our study.

We recruited participants into two waves. The average time of completion was 25 minutes and compensation was \$1.5 for each participant for each part of the survey. In total we obtained 205 responses (103 from US and 102 from Europe) for part one and 144 responses (93 from US and 51 from Europe) for part 2 of our survey.

3.3 Participant Demographics

We discarded the responses that did not pass the validity checks (Section 3.1.3), and left with 191 (93 from US and 98 from Europe) and 135 (85 from US and 50 from Europe) participants for parts one and two respectively.

Our sample was nearly gender-balanced; 50.8% identified as female, 47.6% as male, and 1.1% as other. Our participant sample skewed young, with 26.7% between 18 and 24, 39.3% between 25 and 34, 20.4% between 35 and 44, and 13.6% age 45 or older. Our participants were slightly more educated than the general U.S. population [4], where 55% of the participants either had a bachelor or a graduate degree. The median annual household income of the participants was \$40,000 - \$59,999, where the majority had an income of \$20,000 - \$39,999 (23%). Despite the fact that participants in crowdsourcing platforms (e.g., Amazon Mechanical Turk and Prolific) are considered to be tech-savvy [20], 67% of our participants reported that they don’t have any background (e.g., study, work, etc) experience in the IT field. We present the detailed demographics of our population in Table 8.

The usage pattern of different social platforms by the participants are shown in Figure 2. Our participants are active users of popular social media platforms. We note that 74.9% of the participants self-reported use of at least one social platform daily and 91.1% use a platform at least once a week, showing the suitability of the participants for this study. Facebook, Youtube, Instagram, WhatsApp, and Twitter were the most frequently used social platforms in our population.

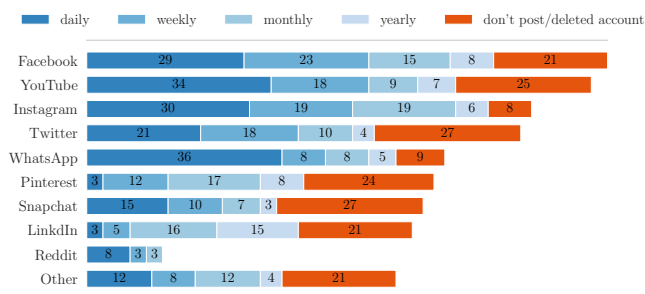


Figure 2: The usage pattern (in percentage) of different social platforms by the participants.

3.4 Analysis Method

Coding Free Text Answers. We coded free text answers obtained from our survey to uncover the user perceptions. In our analysis, two researchers independently coded free-text responses using a shared codebook. Across questions, Cohen’s κ (inter-rater agreement [22]) ranged from 0.7 to 1, indicating substantial to perfect agreement. The coders met to resolve disagreements and choose a final code.

Statistical Analysis. We leveraged statistical hypothesis testing to investigate significant deletion privacy norms. Specifically, for such analysis, we converted five-point Likert scales to the ordinal variable as follows: Completely Acceptable (2), Somewhat Acceptable (1), Neutral (0), Somewhat Unacceptable (-1), Completely Unacceptable (-2). Unless otherwise stated, we used the nonparametric Mann Whitney U test to compare the responses across different groups. For all tests, the level of significance (α) was 0.05 (adjusted using Bonferoni multiple-testing correction).

3.5 Ethical Considerations

We have taken great care to adhere to principles of ethical research. In the recruitment process, each participant was informed the purpose of the study, that they can withdraw at any time without giving any reasons, and that we would not store any personally identifying information. We also informed the participants about the estimated duration of the study and their compensation in our consent form. Respondents who did not consent were not allowed to proceed with the study. Our study protocol was thoroughly examined and approved by the lead author’s Institutional Review Board (IRB).

3.6 Limitations

We used the Prolific Academic to recruit our participants which might have resulted in younger and more tech-savvy users. Moreover, as our survey and videos used English as a language, we possibly also have a language as well as cultural bias. However, since the majority of popular social platforms today have a bias towards younger, English-speaking users,

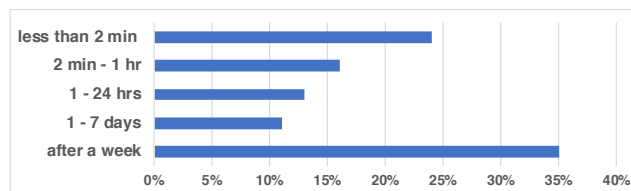


Figure 3: Self-reported percentage of deleted content removed at different time periods after publishing the post

we strongly believe our study still captures the perceptions of a very important part of the population. Future research could validate and extend our findings to a more diverse sample.

4 Results

Now, we will present results of our exploration in deletion privacy. We start with presenting results on the perceptions of deletion privacy in our sample.

4.1 Unpacking Perceptions of Content Deletion and Deletion Privacy (RQ1)

4.1.1 Many users delete their *outdated* posts

Among the 191 participants, a significant majority of 82% (156) reported that they have deleted a post(s) in the past. 78% report that they have deleted a post(s) from Facebook, 46% from Instagram and 34% from Twitter. These numbers match with earlier work on social content deletion [27, 33].

Further, the participants that reported deleting their posts were asked to indicate how frequently they have deleted them in different periods after publishing the post. The frequency results are shown in Figure 3. We see that 24% of the deletions are within less than a two minute period from the publishing time (similar to [12] where they report 22% deletion after a minute in Twitter) perhaps hinting as fixing misspelling or grammar.

The “2 minute - 1 hour”, “1 - 24 hours”, and “1 - 7 days” periods have similar frequency percentages (11-16%). These are time periods where possible feedbacks are given by the users’ family/close friend group (that closely follow the user’s activities), coworkers/social friends (that check on their acquaintance’s activities daily), and a much larger audience when posts go viral after a couple of days.

Interestingly, the largest category belongs to the deletions “after a week” with more than one third (35%) of all the deletions. This indicates that old posts on social platforms are not necessarily ignored, and users actively care about them and remove the unwanted ones.

Table 2: **Reasons of Deletion**

Reasons	# (%)
Being irrelevant due to time passing	100 (64%)
Fixing Spelling/Grammar/FactCheck	77 (49%)
Post did not get enough attention	46 (29%)
Cleaning up my profile for new relationship	36 (23%)
Cleaning up my profile for new job	36 (23%)
Removing drug/alcohol/sexual related content	18 (12%)
Removing Racial/Religious/Political content	15 (10%)
Removing due to controversy/harassment	13 (8%)
Removing violence/cursing related content	11 (7%)
Removing embarrassing content	10 (6%)
Removing health related content	8 (5%)
Personal reason	7 (4%)
Other	6 (4%)

4.1.2 Users delete their posts for non-obvious reasons

So far, we saw that over 80% of the participants have deleted at least one of their posts within the social platforms. The next question that comes to mind is what are the reasons behind users’ deletions. We followed up with the 156 participants (that had deleted a post before) and asked what were the reasons behind their deletions. Nine different reasons (shown in Table 2) were presented to them (taken from previous works [13, 37] and pilot studies) and further given an “other” option that they could have provided additional ones in a free text box. After categorizing the text responses we added four other reasons (i.e., “removing due to controversy/harassment”, “removing embarrassing content”, “personal reason” and “other”) to the list.

The participants reported that the main reason for deleting their posts was that posts became irrelevant as time passed (i.e., 64% of the users). This highlights the fact that 35% of deletions occurred after a week. About half of the participants indicated the they have removed a post due to the obvious reason of fixing spelling/grammar and factual checking. This reason is in-line with the 24% of deletions happening within a very short time of publishing (less than 2 minutes).

Looking at Table 2, we see that a significant number of the participants have reported sensitive topics (drug, alcohol, race, politics, carnal, violence, etc.) as their reason of deletion. In addition, 23 of the participants (15%) self-reported that they have deleted their posts to remove contents that were embarrassing to them or caused some controversy and harassment. This raises the question—Are deletions an indication of hiding some sensitive or damaging content?

4.1.3 Majority of the users consider deletions as an indication of hiding something sensitive

We asked the participants whether they agree or disagree with the following statement—“when someone deletes a so-

Table 3: **Users’ agreement with the statement—“deletions indicate that the content of that post is sensitive/damaging/embarrassing to that individual.”**

Strongly agree	17 (9%)
Somewhat agree	81 (42%)
Neither agree nor disagree	45 (24%)
Somewhat disagree	35 (18%)
Strongly disagree	13 (7%)

Table 4: **Reasons for considering deletions as sensitive/damaging or not.**

Reasons	Agree # (%)	Neutral # (%)	Disagree # (%)
Embarrassing, inappropriate, emotional	73 (74%)	4 (9%)	3 (6%)
Irrelevant, factCheck, grammar, spelling	8 (8%)	12 (27%)	29 (60%)
Context dependent	2 (2%)	24 (53%)	14 (29%)
No attention	3 (3%)	—	1 (2%)
Privacy	5 (5%)	—	1 (2%)
Political	4 (4%)	—	—
Job related	6 (6%)	—	—
Racism	1 (1%)	—	—
Other	1 (1%)	5 (10%)	2 (4%)

cial media post, it indicates that the content of that post is sensitive/damaging/embarrassing to that individual”. The participant responses are shown in Table 3. More than half of the participants to some degree agreed with the statement and 25% disagreed with the statement. The remaining 24% neither agreed nor disagreed.

The question was followed by asking the respondents to give an example in support of their answer. We categorized the reasoning and examples and present them in Table 4. 74% of the respondents that considered deletions to contain some sensitive/damaging content indicated that users delete their posts as it contains some embarrassing, inappropriate, or emotional content. For example, participant P29 wrote: “*Someone would probably delete posts that would be embarrassing or legally damaging for the public to know about*”.

On the other hand, we see that 60% of the participants that disagreed with the statement see deletions as removing irrelevant content or fixing grammatical and spelling mistakes and therefore, containing no sensitive or damaging content. For example, participant P61 wrote: “*I’ve posted things that looking back an hour later I just think are dumb, nothing embarrassing or offensive*”.

More than half of the participants that did not agree nor disagree with the statement indicated that it is dependent on the context of the posts and can be considered either damaging or non-damaging and hence, chose to be neutral about the statement. For example, participant P15 wrote: “*In some*

Table 5: Possible discomforts due to deletions.

Possible Discomforts	# (%)
Minimum consequence	59 (33%)
Explaining/justifying/worried	49 (28%)
Publicizing/harassment/dislike	31 (17%)
Embarrassment/shame/insecure	25 (14%)
Loss of privacy	7 (4%)
Loss of archival value	2 (1%)
Other	5 (3%)

cases people delete posts because of potential negative consequences that could arise from them. However, there have been times in Facebook groups where I made an innocent post asking for information, and then deleted the post when I found the information myself via a group search.”.

4.1.4 Majority of the users anticipate some sort of a discomfort due to others notice their deletions

We have seen that majority of the users consider deletions to contain some sensitive, damaging, or embarrassing content. To see if participants have had any negative experiences from others noticing their deletions we asked them—“did you face any issues/problems/discomforts due to others noticing your deletions?”. Nine (17%) individuals among the 54 participants (i.e., their deletions was noticed by others) reported some sort of an issue or discomfort. Participant P56 stated—“It was an awkward conversation as I’d posted the post in a fit of anger/stress and then felt differently a day or so later. My friend wanted to talk about it and I didn’t.”.

To get a perspective about the potential issues and discomforts that the users foresee on their future deletions, we asked the participants—“Suppose you were to delete one or more of your social media posts; What possible issues/problems/discomforts do you think you might face if you become aware of someone noticing your post deletion(s)?”

We categorized the responses into seven different categories shown in Table 5. One-third of the participants report that there will be no to minimum consequences for others noticing their deletions. However, the remaining 67% feel that they will face some sort of discomfort. 28% report that they will be needing to explain and justify the reasons that they have deleted their posts, while 17% of the users think that they will face some sort of harassment and dislike from others noticing their deletions. Participant P18 wrote—“I would probably receive potential backlash. Also, maybe I might get some questioning, whether it is supposed to be funny (like ironic), or serious”. In another example, Participant P40 wrote—“I could be banned from the platform or suffer some kind of angry mob that follows me around pointing out my socially unacceptable views”.

Loss of privacy was another discomfort that 7 of the participants mentioned in their responses. For example, participant

Table 6: Number of participants that their post deletions have been noticed by others and the number of participants that noticed others’ deletions.

	Participant’s deletion noticed by others	Participant noticed others’ deletions
Deletion Notice		
Yes	54 (35%)	130 (68%)
No	82 (53%)	60 (31%)
Don’t know	20 (13%)	1 (1%)
Social Circles [Who]		
Family member	22 (41%)	22 (17%)
Friends	50 (93%)	91 (70%)
Coworkers/Acquaintances	12 (22%)	43 (33%)
Stranger	5 (9%)	55 (42%)
Prefer not to say	—	2 (2%)
Medium of notification [How]		
Checking profile proactively	27 (49%)	69 (53%)
Mentioned in the posts	10 (18%)	29 (22%)
Interaction with the post	9 (16%)	75 (58%)
Post sent to the user	3 (5%)	31 (24%)
Other	6 (11%)	3 (2%)

P93 stated—“I might be uncomfortable because that means someone might be visiting my profile a lot and stalking it. This would make me wary about the media I post.”, and participant P70 wrote—“If someone I don’t know notices all the posts that I have ever deleted I would become uncomfortable and I would block them”.

This shows that although many users have not yet faced any issues or problems because of their deletions, a significant majority of them do think that their deletions can have negative consequences for them.

4.1.5 Users underestimate who is noticing their deletions

Previously we saw that 82% of the participants reported that they have deleted their posts in the past. To see if these deletions have been noticed by anyone, we asked those participants—“have you ever become aware of someone noticing that you have deleted one of your posts?”. The results are presented in Table 6. A significant minority of the participants (i.e., 35%) became aware that someone noticed their deletions. The remaining 65% either said no or didn’t know if someone has noticed their deletions.

We repeated the question by changing the roles, meaning that we asked the participants whether they have noticed anyone deleting their posts. Among all the 191 participants 68% (130) of them reported that they have notices someone’s deletions. If we compare these two settings, we see that there is a 33 percentage point (94%) difference between the users perception of others noticing their deletions versus the reality.

4.1.6 Who notices the deletions and how?

In the previous subsection, we observed that many social platform users are aware of others’ deletions. Following this observation, we set to answer who are the individuals that are noticing the deletions and how? To affirmatively answer these questions, we asked the participants (i.e., those that have had their deletions noticed by someone) to identify the social group(s) that have noticed their deletion and further ask them to describe the scenario of the occurrence. Using the participants’ descriptions, we categorized the 54 responses into five categories of medium notification (i.e., the method that the deletions have been noticed by different individuals). Further, we also asked the participants (i.e., those that have noticed someone else’s deletions) to specify whose deletions they have noticed and how they became aware of it. The results of these two sets of questions are presented in Table 6.

As shown in Table 6, the majority (93%) of the participants’ deletions were noticed by their friends group. Their family members took second place by noticing 41% of the deletions. Not surprisingly, a very small number (9%) of strangers noticed the participants’ deletions.

Conversely, these percentage change for the case of the participants noticing others deletions. Again, the friend group stands out as the highest, however, with a lower percentage of 70%. Surprisingly, the second highest-ranked is the stranger group that has 42% of the participants’ deletion notice (an increase of 33 percentage points). This indicates that many of the users’ deletions are being noticed by the others outside of the users’ close social groups, however, the users are not aware of it.

The next point to investigate is to see how the social platform users become aware of the deletions. In the case of others noticing the participants’ deletions, we see that almost half of the cases was due to checking the participant’s profile proactively (by the individual that noticed the deletions). The next two most used mediums are being mentioned in the post (i.e., the individual that noticed the deletion) and interacting with the post (e.g., reposting, sharing, commenting, liking, etc.).

For the case of the participant noticing other users’ deletion, we see that in 58% of the instances, participants report that they have noticed the other users’ deletion because they have had some interaction with the deleted post. This shows a significant difference with the previous case (i.e., other users noticing the participants’ deletions). This points to the direction that users are not aware that the individuals that have some sort of interaction with their posts are much more likely to notice the deletion of the post.

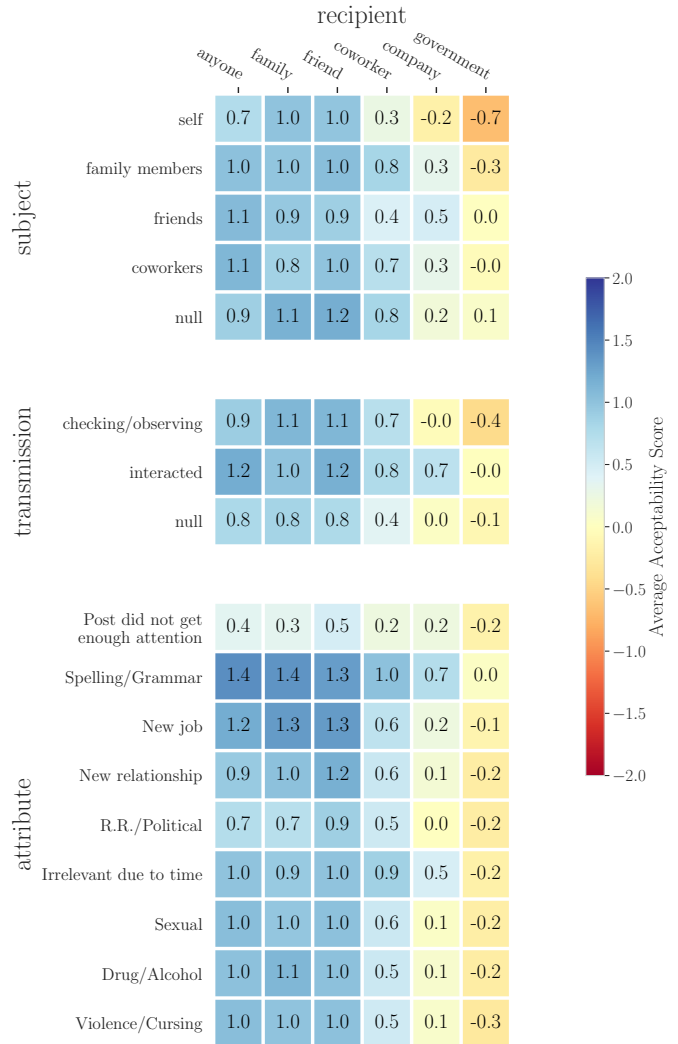


Figure 4: Average acceptability scores of information flows grouped by recipients and subjects, transmission principles, or attributes. Scores range from -2 (completely unacceptable) to 2 (completely acceptable).

4.2 Uncovering Contextual Norms of Deletion Privacy (RQ2)

Next we analyze the data collected using the CI-driven questions. We visualize the average acceptability scores (using heatmaps) of flows with the pair of recipient and subject, transmission principle, or attribute in Figure 4.

4.2.1 Users demand deletion privacy against large-scale data collectors

The average acceptability scores of information flows that have “the government” as their recipient are mostly negative (Figure 4). This indicates that most of the participants consider these flows as “completely unacceptable” or “somewhat unacceptable”. Although less severe, the same is true for “a

company” as the recipient. In contrast, the average scores of flows with the recipient “family members”, “friends”, and “coworkers” are all positive and mostly above one. This score difference between flows with the large-scale data collectors (governments and private companies) as recipients versus the closely connected individuals (family, friends, and coworkers) holds regardless of other CI parameters (information transmission principle, subject, attribute). On average, information flows with large-scale data collectors as the recipient are 0.94 Likert-scale points more unacceptable than their other recipient counterparts ($p < 0.00001$).

This result provides the first quantitative evidence that social platform users are indeed concerned about their deletions being noticed by third party services and state agencies. In fact, the found data flows that end up to those recipients significantly inappropriate. This result urges the social platform developers to proactively create different deletion privacy policies for different classes of recipients.

4.2.2 Majority of The Users’ Think their Deletions Are Noticed Only by Their Family and Friends , And They are OK with it

As we saw earlier in Table 6, participants reported that the majority of their deletions were noticed by their family and friends. However, they themselves have had noticed deletions from many users outside of their close social groups. Once again we see the same phenomena here. One of the choices for the recipient of the deletion was “anyone”. As evident from Figure 4, and following with a statistical test we see that the distribution of the flows with “anyone” as the recipient is the same as the flows with the recipient as “family” and “friends”. We clearly see an underestimation of the users on who is able to observe their deletions.

4.2.3 Deleted posts that are about the users themselves need more protection

One of the CI parameters that we explored in this study is the subject of the deleted posts. We performed a pairwise statistical test (i.e., 20 tests) between all the possible subjects (the significant value was adjusted to $0.05/20$) to see any significant differences. The only post subject that has acceptability scores with a different distribution than all other subjects is the “user itself” ($p < 0.002$). This difference is shown in the average scores, where the flows with the subject “user itself” have a 0.35 Likert-scale point less acceptability.

4.2.4 Not knowing how deletions were noticed is less acceptable to the users

In Section 2.3, we defined two methods of noticing the deletions (i.e., the transmission principle). We also considered the null transmission principle where no discovery method is specified to the participants. By statistically comparing the

distributions of the flows with the null transmission principle versus the non-null transmission principles we see that there is a significant difference ($p < 0.00001$). The mean of the null transmission principle is 0.23 Likert-scale points smaller (less acceptable) than the non-null transmission principles. This is consistent with human desire for cognitive closure [21] that not knowing how deletions were noticed is less acceptable.

4.2.5 Users want to hide their non-popular posts more than any other post

The attribute parameter of the CI flows in this study corresponds to the reasons for removing a post. We identified nine different reasons for the deletions shown in Table 1. Similar to the subject parameter, we performed a pairwise statistical test (i.e., 72 tests) between all the attributes (the significant value was adjusted to $0.05/72$).

We found that the attributes “Fixing Spelling/Grammar” and “Post did not get enough attention” is statistically significantly different ($p < 0.0001$) than all other attributes. However, these two reasons are at the two ends of the acceptability scores, where the flows with the attribute “Fixing Spelling/Grammar” have the highest average acceptability score (0.98 on the Likert-scale points) and the flows with the attribute “Post did not get enough attention” have the lowest (0.24 on the Likert-scale points). We further analyzed this low-score by checking the correlation between the scores given by users who indeed self-reported deleting content for that reason. Interestingly, for “Post did not get enough attention” the negative scores primarily came from people who did not delete content because of that reason. This finding hints at the fact that indeed our participants *perceived* digging up forgotten posts by virtue of deletion as a serious violation of the deletion privacy. In other word, the platforms should consider providing stronger deletion privacy to non-popular posts than popular posts.

4.2.6 Effect of demographics on deletion privacy

We considered different demographic categories (gender, age, education, income, and marital status) to see their effect on the scores of the information flows. We performed five comparison tests and set the threshold for significance to $\alpha = 0.05/5 = 0.01$ to account for the Bonferroni multiple-testing correction.

Among the above demographics, all had some significant difference ($p < 0.01$) as we explain below, except the income category. We divided the participants into two groups of higher household income (\$80,000 and more) and lower household income (less than \$80,000). The statistical test showed no significant difference between the two groups.

Female users and higher educated users are more concerned about their deletions. The average score of the information flows labeled by the female participants is 0.51 on the Likert-scale points and is significantly different from the

average score of the male participants that scored an average of 0.7 on the Likert-scale points. We observe a similar result with the same average scores between the participants that have a university degree (bachelors or graduate degrees) and all other participants.

Younger participants (millennials and generation Z) are less concerned about their deletions. We see that there is a significant difference between the average scores of the participants that identified themselves between the age of 18-34 to all the older participants. The younger generation has a higher acceptability score (0.65 Likert-scale points) compared to the other participants with an average score of 0.46 on the Likert-scale points.

Individuals that have ended their relationship in the past are more conservative. We found that on average, individuals that had identified their marital status as divorced or separated had a lower acceptability score (0.22 Likert-scale points) compared to the individuals that identified themselves as single, never married, or in a current relationship (0.62 Likert-scale points).

4.2.7 Differences between the US and Europe

Coworkers are considered a closer social group in the US. Observing Figure 6, we can see the differences between the US and Europe when the recipient is a “coworker”. By applying the statistical test between the flows of the recipients “coworker” and “family” for the US participants we see no significant difference. However, considering the same conditions, there is a significance difference in Europe ($p < 0.00001$).

The opposite is true when comparing the distribution of the flow where recipient is “coworker” and “a company”. In this case, there is no significant difference between the distributions in Europe but one exists for the US ($p < 0.00001$). We conclude that in the US, individuals consider their coworkers to be in a closer social group compared to European individuals.

Stalking is more of a concern in Europe. Earlier we saw that users are much more comfortable if they know what transmission principle (method of noticing the deletion) is used to notice their deletions. However, we observe a difference between the acceptability of the US users and European users when looking at the transmission principle “checking and observing the user profile regularly” (in other words stalking). We compared the scores that participants in the US and Europe gave to the two defined transmissions separately. We observe no significant difference between the two transmission principles for the US participants. However, there is a significant difference between checking/observing the users’ profile regularly (stalking) and interacting with the post in Europe ($p < 0.00001$). The stalking method is seen as a less acceptable means of noticing the deletions compared to noticing due to a prior interaction with a difference of 0.4 Likert-scale points.

4.3 Evaluating Deletion Mechanisms (RQ3)

So far, we established the need for deletion privacy and uncovered norms of deletion privacy in social platforms. Now, in this section, we will compare the utility of deletion mechanisms for enhancing deletion privacy in presence of a large-scale adversary. We start with checking if the participants have ever experienced a negative scenario with the adversary (Section 3.1.2).

4.3.1 Some users have been attacked by malicious entities

After explaining the malicious entity (detailed in Section 3.1.2) to the participants via text and video, we asked them—“Have you ever experienced a scenario where a malicious entity who collects all deleted posts from a large number of users caused any issues/problems/discomforts for you in any of the social media platforms?”

95% of the participants responded with “No”; However, 35% of them think that this scenario is likely to happen to them. 34% responded that they don’t think it is a likely scenario, and the remaining 31% were unsure.

Unfortunately, most of the 5% of the individuals that had a negative experience did not provide details to the incident. However, Participant P70 wrote—“*I saw one of my deleted photos on a Pinterest account that was not mine. It seemed like it was some kind of ad for earrings but it made me a little uncomfortable.*” In response to another question (usefulness of the Decoy deletion mechanism), Participant P36 wrote about an experience that one of his/her friend had in encountering such an attacker—“*...such malicious entities surely exist. My friend was contacted by one and threatened that the malicious entity would send pictures to his mother.*”

4.3.2 The current deletion mechanism used by many social platforms is ineffective

For each of the deletion mechanisms (explained in Section 2.2): Selective deletions, Prescheduled deletions, Intermittent Withdrawal, and Decoy deletions, a short video was shown to the participants explaining the mechanism and its characteristics. Next, they were asked—“In your opinion, how effective is [Deletion Mechanism] in hiding your damaging/sensitive posts in the presence of a malicious entity who collects all deleted posts from a large number of users?” We used a Likert scale for the responses: Not Effective at all (0), Slightly Effective (1), Moderately Effective (2), Very Effective (3), Extremely Effective (4). The results are depicted in Figure 5.

We statistically compared the effectiveness of different deletion mechanisms by applying the Wilcoxon signed-rank test to find the likelihood that these four groups of scores come from the same distribution. We performed six (i.e., pairwise) such tests and set the threshold for significance to

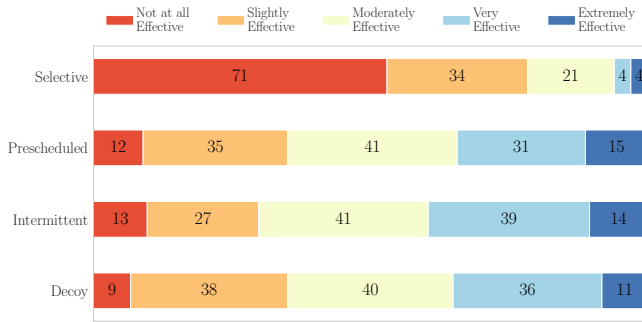


Figure 5: Effectiveness of deletion mechanisms

$\alpha = 0.05/6 = 0.008$ to account for the Bonferroni multiple-testing correction.

The results show that “Selective deletions” (i.e., the mechanism that is used by many social platforms today to delete users’ posts) has a significantly different distribution from all the other three mechanisms with a mean of 0.77 points compared to the mean of 2.01–2.1. The remaining deletion mechanisms do not have a significant difference.

4.3.3 What characteristics of the deletion mechanisms are useful to users

In addition to the effectiveness question, in the form of free text box, we asked each participant to describe cases where the mechanisms might be useful and/or NOT useful to them. After analyzing the responses we created the summarized the mechanism characteristic to eight categories shown in Table 7 (with an additional “other” category omitted from the table)¹.

The first four characteristics cover the positive aspects of the deletion mechanisms and the second four characteristics point out their shortcomings. In the previous section, we observed that “Prescheduled Deletions”, “Intermittent Withdrawals”, and “Decoy Deletions” all have the same effectiveness in terms of protecting the users’ damaging/sensitive deletions. This point also resonates in the responses of the usefulness questions. In all the three mechanisms, the ability of removing sensitive content and maintaining the privacy was noted as the highlight of the mechanism. However, as we see in Table 7 each of these mechanisms have a particular deficiency that may become a barrier for using them.

Prescheduled Deletions. For “Prescheduled Deletions”, participants particularly disliked the fact that the platform will not have an archive of their posts and eventually everything is deleted. Participant P19 states: “It could be *EFFECTIVE* (and thus, useful) because it would take care of the issue of sensitive material being used maliciously. However, effective doesn’t mean that I like the idea of it! It would *NOT* useful because I like the idea of having access to my old content

¹As the responses were given in free text form not all participants pointed out both the cases (i.e., useful and not useful) and only pointed out one.

(great for memories, etc.) and do *NOT* like the idea of losing it forever because of some system.” Similarly, participant P9 remarks: “It wouldn’t be useful in a scenario in which I wanted to be able to reference the content at a later date.”

Prior to the deployment of the survey, we suspected that the lack of archive would be a concern for the users. Therefore, in the survey we asked—“How important is it for you that the social platform archives all your posts (new and old) and gives you the ability to access/view them at any time?”. 74% of the participants stated that having access to their own post at a later time has some level of importance (24% extremely important, 33% very important, 17% slightly important). The remaining 26% was split between 15% neutral and 11% not at all important.

We further asked—“How important is it for you that the social platform archives all your posts (new and old) and gives others (i.e., those who you have given permission to) the ability to access/view them at any time?”. 44% of the participants stated this statement has some level of importance (9% extremely important, 14% very important, 21% slightly important) to them. The remaining 56% was split between 26% neutral and 30% not at all important.

The results from this two question aligns with the results of the usefulness question where the lack of archive in a platform may prevent many users from using the platform.

Intermittent Withdrawal. In “Intermittent Withdrawal”, all the non-deleted posts are intermittently hidden for some amount of time by the system. Therefore, the users felt a lack of control over their posts and profiles. Participant P15 said: “This system could be useful if i made a sensitive post that I later decided to delete. However, it could also be problematic if a social platform randomly made an important post that I needed my audience to see, invisible for a period of time.” Further, participant P19 adds: “This sounds like the best way to go about deleting posts. It might be useful because *I* would still maintain control over when my sensitive post was deleted (without involving other people’s posts). As for not useful – there’s always the possibility that I might want to go back to a post that was hidden, which would be frustrating if I couldn’t find it.”

Decoy Deletions. In “Decoy Deletions”, for each damaging/sensitive post, a set of decoy posts that are not damaging/sensitive to their owners (other users in the system) are selected to be deleted with the true damaging post. Resulting a confusion on which of the posts in the deleted set is the damaging/sensitive posts. Although many users seemed to find this tactic effective and novel, the dependability on a pool of decoy posts from other users prevents them from finding the mechanism as useful. Participant P119 stated: “this technique could be very effective if you want to delete a post and protect it from the entity. However it is hard too find the decoy post.” Participant P60 added: “I think there would be some concern by posters that there is not a large enough pool and they would be scared to delete items.”

Table 7: Deletion Mechanisms’ Characteristics.

Deletion Mechanism	Maintain Privacy	User in Control	Maintains Archive	No Assistance Needed	Limited			Need of Assistance
					No Privacy	User Control	No Archive	
Selective Deletions	11 (8%)	28 (21%)	7 (5%)	—	95 (70%)	—	—	—
Prescheduled Deletions	63 (47%)	—	—	—	18 (13%)	14 (10%)	56 (41%)	—
Intermittent Withdrawals	77 (57%)	4 (3%)	7 (5%)	1 (1%)	23 (17%)	29 (21%)	—	—
Decoy Deletions	66 (49%)	1 (1%)	1 (1%)	—	15 (11%)	10 (7%)	9 (7%)	27 (20%)

Prior to the deployment of the survey, we suspected that the construction of decoy pool may be a burden for some of the users. Therefore, we asked the participants—“Imagine that Decoy Deletions is available to you on a platform. Would you be willing to offer some of your non-sensitive/non-damaging posts that you won’t mind getting removed from your profile to be added to the decoy pool in order to protect the sensitive/damaging deletions of yourself and other users?”. 41% of the participants responded Yes (12% definitely yes, 29% probably yes), 39% of the participants responded No (13% definitely no, 26% probably no), and the remaining 20% responded with “might or might not”. This shows that although the construction of the decoy pool and the need of assistance from other users is a concern for some users, there are a significant number of participants that are willing to contribute to the pool.

Selective Deletions. As we observed previously, “Selective Deletions” was voted the least effective deletion mechanism in protecting the damaging deletions of the users. However, in the usefulness question we see that it holds a unique characteristic that users admire. Giving the users full control of their posts and profile seems to be a big advantage of this mechanism. Participant P46 stated: “It’s not effective at all but it is however the most popular among the bunch listed. People (even me) like to have full control over our social medias and tweets. Regardless if a malicious bot tries to collect sensitive information off of us.” To no surprise we see that in some case users will sacrifice their privacy over the usability of the system. This is an initial step towards discovering the needs of the users and maintaining a balance between usability and deletion privacy.

4.3.4 Future of deletion mechanisms

After presenting the four deletion mechanisms to the participants we ended this part of the survey by asking—“Can you think of any other technique that can protect user deletions in presence of the malicious entity mentioned above?”

In spite that many of the participants do not find any of the deletion mechanisms to be very effective (Figure 5), 54% (73 out of 135) stated that they cannot think of any other technique for the protection of their techniques. Participant P36 wrote—“I can’t think of any other technique because although I know someone it happened to I never put much thought into the process”.

Although some users couldn’t come up with any other techniques, fortunately, the study shed some light to the problem of the deletion privacy for them. Participant P47 wrote—“I cannot think of any other techniques as this is a new concept to me. I think that this is a very advanced capability, and has the potential to affect users’ social media in ways that they don’t necessarily expect.”. Also participant P19 stated—“I really can’t think of any other techniques, but those shared have given me some food for thought. Ultimately, I would like to maintain control of when my content is deleted.”

Asking the users not to post regrettable content in the first place may seem like a good first step. Indeed 14% (19 participants) of the participant suggested the same point. For example, participant P23 responded with—“To be honest I think the best thing people can do is think before they post”, and participant P83 added—“The best defense is don’t post sensitive stuff”. Although it is an effective method, it is impractical. Users cannot accurately predict what content would be damaging to them in the future (e.g., before applying for a job position or after a relationship breakup).

Eight of the participants pointed out different proactive approaches, similar to [34,37]. In these proposals, multiple types of classifiers (e.g., Neural Networks, Naive Bayes, etc.) detect potential regrettable posts to proactively advise users before the publication of posts. Participant P186 clearly explains the proactive solution in his/her response—“Some kind of bot/AI that, based on language and keywords, warn the user that their post may be considered offensive or sensitive before they post it in the first place meaning they can delete it before posting.”. Although helpful in some cases, this proactive approach cannot prevent users from publishing future-regrettable posts.

Eight participants pointed out that the best approach is that the social platforms create some barrier for the malicious entities that collect the users’ data in large-scale. For example, participant P108 states—“Social networks could make efforts to thwart bots and scrapers that collect posts and also monitor profiles for deletions. Maybe IP limiting or some sort of CAPTCHA style tech?”. Following the last remarks of the user, ten other participants suggested a non-globalization of the user data by making the accounts private and only allowing the family members and close friends to view the posts.

We further received 17 responses that pointed back to one of the deletion mechanisms that we already presented to them (10 for Decoy, 5 for Prescheduled, and 2 for Intermittent with-

drawal). Some reiterated the mechanism in their own words and some provided extra features that they found helpful.

For the Prescheduled deletions, all five participants pointed out that the mechanism should have some sort of a selective archival procedure for at least the owner of the post. Participant *P16* goes one step further and requests for the availability of the post for those who have interacted with the post as well—“*Scheduled Privacy. After a certain period of time/activity, all public posts automatically turn into private posts that can only be viewed by the owner and those who interacted with it.*”

For the Decoy deletions, some of the participants mentioned that the users themselves may generate some random and non-sensitive posts (or even posts that contradict the original post) on their profiles and then at a later time deleting them all together to confuse the adversary. In another example, participants *P55* and *P60* mention that the post that needs to be deleted should be hidden from the family members and friends of the individual immediately and later using decoy deletions the platform can remove it from the public (i.e., giving enough time for gathering good enough decoy posts to be collected in the decoy pool).

Finally, four of the participants suggest that rather than deleting a sensitive post, users can edit them and when they become comfortable enough with the edits then they can either delete it or just leave it on their profile. Participant *P62* wrote—“*Altering the post completely and then delete it. If tried to recover, the post would be completely different.*” Although post edits are not permitted in some of the social platforms (e.g., Twitter), the automation of this procedure by the platforms can be an interesting future work.

5 Conclusion

In this study, we observed that the majority of the users are deleting their posts every day. There is a strong user-need for ensuring deletion privacy in social platforms, as users consider deletions a tool for removing sensitive, damaging, and embarrassing content. Further, using contextual integrity we demonstrated the context-dependency of the rules for preserving deletion privacy. The study identified that it is acceptable for the users if the one-hop individuals (family members, friends) on their social graphs become aware of their deletions but not the large-scale data collecting actors (e.g., web-service data collectors or the government). Furthermore, we showed that selective deletions (the current deletion mechanism offered by many social platforms) are inefficient in providing protection to the users’ deletions. Finally, we highlighted the key factors that the future social platform designers should consider for attracting the users while providing them deletion privacy.

References

- [1] Youtomb. <https://web.archive.org/web/20141029040225/http://youtomb.mit.edu/>.
- [2] Americans’ complicated feelings about social media in an era of privacy concerns. <https://www.pewresearch.org/fact-tank/2018/03/27/americans-complicated-feelings-about-social-media-in-an-era-of-privacy-concerns/>, 2018.
- [3] Collection of deleted tweets & annoying content. <https://twitter.com/fallaitpassuppr?lang=en>, 2019.
- [4] Educational attainment in the united states. <https://www.census.gov/data/tables/2019/demo/educational-attainment/cps-detailed-tables.html>, 2019.
- [5] 4chan. <https://www.4chan.org/>, 2020.
- [6] Instagram stories. <https://help.instagram.com/1660923094227526>, 2020.
- [7] Politwoops. <http://politwoops.sunlightfoundation.com/>, 2020.
- [8] Prolific academic. <https://www.prolific.ac/>, 2020.
- [9] Removeddit. <http://removeddit.com/>, 2020.
- [10] Snapchat. <https://www.snapchat.com/>, 2020.
- [11] Stackprinter. <http://www.stackprinter.com/deleted>, 2020.
- [12] Hazim Almuhiemedi, Shomir Wilson, Bin Liu, Norman Sadeh, and Alessandro Acquisti. Tweets Are Forever: A Large-Scale Quantitative Analysis of Deleted Tweets. In *Proc. CSCW*, 2013.
- [13] Hazim Almuhiemedi, Shomir Wilson, Bin Liu, Norman Sadeh, and Alessandro Acquisti. Tweets are forever: a large-scale quantitative analysis of deleted tweets. In *Proceedings of the 2013 conference on Computer supported cooperative work*, pages 897–908, 2013.
- [14] Noah Apthorpe, Yan Shvartzshnaider, Arunesh Mathur, Dillon Reisman, and Nick Feamster. Discovering smart home internet of things privacy norms using contextual integrity. *Proceedings of the ACM on Interactive, Mobile, Wearable and Ubiquitous Technologies*, 2(2):1–23, 2018.
- [15] Noah Apthorpe, Sarah Varghese, and Nick Feamster. Evaluating the contextual integrity of privacy regulation: Parents’ IoT toy privacy norms versus {COPPA}. In *28th {USENIX} Security Symposium ({USENIX} Security 19)*, pages 123–140, 2019.

- [16] Valerio Arnaboldi, Marco Conti, Andrea Passarella, and Fabio Pezzoni. Analysis of Ego Network Structure in Online Social Networks. In *Proceedings of the 4th ASE/IEEE International Conference on Social Computing (SocialCom'12)*, Amsterdam, The Netherlands, September 2012.
- [17] Oshrat Ayalon and Eran Toch. Managing Longitudinal Privacy in Online Social Networks. In *Proc. SOUPS*, 2013.
- [18] Lujo Bauer, Lorrie Faith Cranor, Saranga Komanduri, Michelle L. Mazurek, Michael K. Reiter, Manya Sleeper, and Blase Ur. The Post Anachronism: The Temporal Dimension of Facebook Privacy. In *Proc. WPES*, 2013.
- [19] R. A. Hill and R. I. M. Dunbar. Social network size in humans. *Human Nature*, 14(1), 2003.
- [20] Paul Hitlin. Turkers in this canvassing: young, well-educated and frequent users. *P. Hitlin, Research in the crowdsourcing age, a case study*, pages 20–30, 2016.
- [21] AW Kruglanski and DM Webster. Motivated closing of the mind: “seizing” and “freezing”. *Psychol Rev*, 103(2):263–283, 1996.
- [22] J. Richard Landis and Gary G. Koch. The Measurement of Observer Agreement for Categorical Data. *Biometrics*, 33(1):159–174, 1977.
- [23] Sanam Ghorbani Lyastani, Michael Schilling, Michaela Neumayr, Michael Backes, and Sven Bugiel. Is fido2 the kingslayer of user authentication? a comparative usability study of fido2 passwordless authentication. In *41st IEEE Symposium on Security and Privacy (IEEE S&P)*. Oakland Association, 2020.
- [24] Mainack Mondal and Günce Su Yılmaz and Noah Hirsch and Mohammad Taha Khan and Michael Tang and Christopher Tran and Chris Kanich and Blase Ur and Elena Zheleva. Moving Beyond Set-It-And-Forget-It Privacy Settings on Social Media . In *Proceedings of the ACM Conference on Computer and Communications Security (CCS'19)*, 2019.
- [25] Mohsen Minaei, Mainack Mondal, Patrick Loiseau, Krishna Gummadi, and Aniket Kate. Lethé: Conceal content deletion from persistent observers. *Proceedings on Privacy Enhancing Technologies*, 2019(1):206–226, 2019.
- [26] Mohsen Minaei, S Chandra Mouli, Mainack Mondal, Bruno Ribeiro, and Aniket Kate. Deceptive deletions for protecting withdrawn posts on social platforms. *arXiv preprint arXiv:2005.14113*, 2020.
- [27] Mainack Mondal, Johnnatan Messias, Saptarshi Ghosh, Krishna P. Gummadi, and Aniket Kate. Forgetting in social media: Understanding and controlling longitudinal exposure of socially shared data. In *USENIX SOUPS '16*.
- [28] Mainack Mondal, Johnnatan Messias, Saptarshi Ghosh, Krishna P. Gummadi, and Aniket Kate. Forgetting in Social Media: Understanding and Controlling Longitudinal Exposure of Socially Shared Data. In *Proc. SOUPS*, 2016.
- [29] Mainack Mondal, Johnnatan Messias, Saptarshi Ghosh, Krishna P. Gummadi, and Aniket Kate. Longitudinal Privacy Management in Social Media: The Need for Better Controls. *IEEE Internet Computing*, 21(3):48–55, 2017.
- [30] Helen Nissenbaum. *Privacy in Context: Technology, Policy, and the Integrity of Social Life*. Stanford University Press, 2010.
- [31] Eyal Peer, Laura Brandimarte, Sonam Samat, and Alessandro Acquisti. Beyond the turk: Alternative platforms for crowdsourcing behavioral research. *Journal of Experimental Social Psychology*, 70:153–163, 2017.
- [32] Manya Sleeper, Justin Cranshaw, Patrick Gage Kelley, Blase Ur, Alessandro Acquisti, Lorrie Faith Cranor, and Norman Sadeh. “I Read My Twitter the Next Morning and Was Astonished”: A Conversational Perspective on Twitter Regrets. In *Proc. CHI*, 2013.
- [33] Ramine Tinati, Aastha Madaan, and Wendy Hall. Instacan: Examining deleted content on instagram. In *Proceedings of the 2017 ACM on Web Science Conference*, pages 267–271, 2017.
- [34] Qiaozhi Wang, Hao Xue, Fengjun Li, Dongwon Lee, and Bo Luo. # donttweetthis: Scoring private information in social networks. *Proceedings on Privacy Enhancing Technologies*, 2019(4):72–92, 2019.
- [35] Yang Wang, Gregory Norcie, Saranga Komanduri, Alessandro Acquisti, Pedro Giovanni Leon, and Lorrie Faith Cranor. “I Regretted the Minute I Pressed Share”: A Qualitative Study of Regrets on Facebook. In *Proc. SOUPS*, 2011.
- [36] Lu Zhou, Wenbo Wang, and Keke Chen. Tweet properly: Analyzing deleted tweets to understand and identify regrettable ones. In *Proceedings of the 25th International Conference on World Wide Web (WWW'16)*, 2016.
- [37] Lu Zhou, Wenbo Wang, and Keke Chen. Tweet properly: Analyzing deleted tweets to understand and identify regrettable ones. In *Proceedings of the 25th International Conference on World Wide Web*, pages 603–612, 2016.

A Appendix

Table 8: Demographics

	US # (%)	Europe # (%)
Gender		
Female	48 (52%)	49 (50%)
Male	42 (46%)	49 (50%)
Other	2 (2%)	—
Age		
18 - 24	29 (31%)	22 (22%)
25 - 34	36 (39%)	39 (40%)
35 - 44	18 (19%)	21 (21%)
45 - 54	4 (4%)	12 (12%)
55 - 64	4 (4%)	3 (3%)
65 - 74	1 (1%)	1 (1%)
Education		
Bachelor degree	35 (38%)	34 (35%)
Some college—no degree	20 (22%)	22 (22%)
Graduate degree	15 (16%)	20 (20%)
High school degree	11 (12%)	15 (15%)
Associate degree	10 (11%)	4 (4%)
Less than high school	1 (1%)	2 (2%)
Prefer not to answer	—	1 (1%)
Marital Status		
Single, never married	55 (60%)	49 (50%)
Married/domestic partner	31 (34%)	44 (45%)
Divorced	4 (4%)	4 (4%)
Separated	2 (2%)	—
Prefer not to answer	—	1 (1%)
Employment		
Full-time employment	40 (43%)	52 (53%)
Part-time employment	17 (18%)	13 (13%)
Unemployed	14 (15%)	6 (6%)
Student	11 (12%)	17 (17%)
Other	4 (4%)	2 (2%)
Full time uncompensated	4 (4%)	5 (5%)
Retired	2 (2%)	2 (2%)
Prefer not to answer	—	1 (1%)
Income		
\$0 - \$19,999	9 (10%)	22 (22%)
\$20,000 - \$39,999	18 (20%)	26 (26%)
\$40,000 - \$59,999	14 (15%)	16 (16%)
\$60,000 - \$79,999	15 (16%)	13 (13%)
\$80,000 - \$99,999	9 (10%)	7 (7%)
\$100,000 or more	23 (25%)	5 (5%)
Prefer not to answer	4 (4%)	9 (9%)
Background in IT		
Yes	29 (32%)	31 (31%)
No	62 (67%)	66 (67%)
Prefer not to answer	1 (1%)	1 (1%)

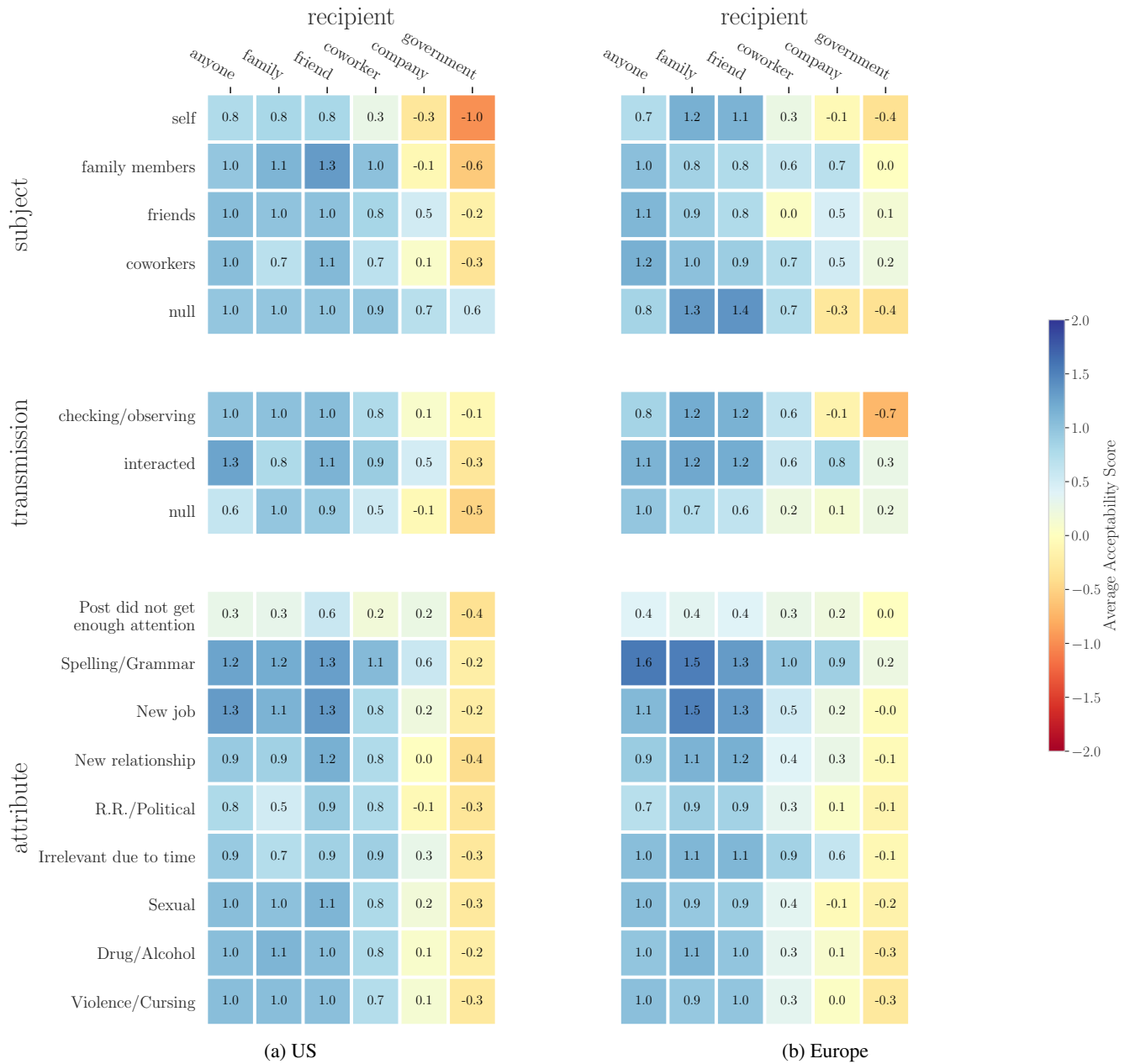


Figure 6: Average acceptability scores of information flows grouped by recipients and subjects, transmission principles, attributes, gender, age, or background IT information. Scores range from -2 (completely unacceptable) to 2 (completely acceptable).