

FLIP PATHS BETWEEN LATTICE TRIANGULATIONS

WILLIAM SIMS¹ AND MEERA SITHARAM^{1,2}

ABSTRACT. We present a $O(n^{\frac{3}{2}})$ -time algorithm for the *shortest (diagonal) flip path problem* for lattice triangulations with n points, improving over previous $O(n^2)$ -time algorithms. For a large, natural class of inputs, our bound is tight in the sense that our algorithm runs in time linear in the number of flips in the output flip path. Our results rely on an independently interesting structural elucidation of shortest flip paths as the linear orderings of a unique partially ordered set, called a *minimum flip plan*, constructed by a novel use of Farey sequences from elementary number theory. Flip paths between general (not necessarily lattice) triangulations have been studied in the combinatorial setting for nearly a century. In the Euclidean geometric setting, finding a shortest flip path between two triangulations is NP-complete. However, for lattice triangulations, which are studied as spin systems, there are known $O(n^2)$ -time algorithms to find shortest flip paths. These algorithms, as well as ours, apply to *constrained* flip paths that ensure a set of *constraint* edges are present in every triangulation along the path. Implications for determining simultaneously flippable edges, i.e. finding optimal simultaneous flip paths between lattice triangulations, and for counting lattice triangulations are discussed.

1. INTRODUCTION AND MOTIVATION

Given a set of points P in \mathbb{R}^2 and a simple, closed polygonal region Ω with vertices in P , a *triangulation* of the point-set $P \cap \Omega$ is an embedding of a graph into \mathbb{R}^2 with vertex set $P \cap \Omega$ and non-intersecting straight-line edges that contain exactly two points in $P \cap \Omega$, including the boundary edges of Ω , such that each face of Ω is a triangle. Note that Ω need not be convex (see also Section 8). See Figure 1 for examples. Throughout this paper we let $S = P \cap \Omega$ and refer to *triangulations of the point-set S* . When S is clear from context, we just refer to triangulations.

Definition 1 (Diagonal Flip and Flip Path). *For some convex quadrilateral in a triangulation that is formed by two triangles that share an edge, a (diagonal) flip is an operation that exchanges the diagonals of the quadrilateral (Figure 1d). Thus, a flip transforms one triangulation into another.*

A flip path is a starting triangulation along with a sequence of flips (equivalently, the corresponding sequence of triangulations) ending with a target triangulation (Figures 1c - 1g).

Flip paths between triangulations have been studied in the combinatorial setting for nearly a century. Here, a *triangulation of a surface* is a simple graph that can be embedded on the surface such that each face is a triangle and any two faces share at

¹CISE Department, University of Florida, partially supported by NSF DMS 1564480, NSF DMS 1563234, and DARPA HR00111720031.

²Affiliate in Department of Mathematics.

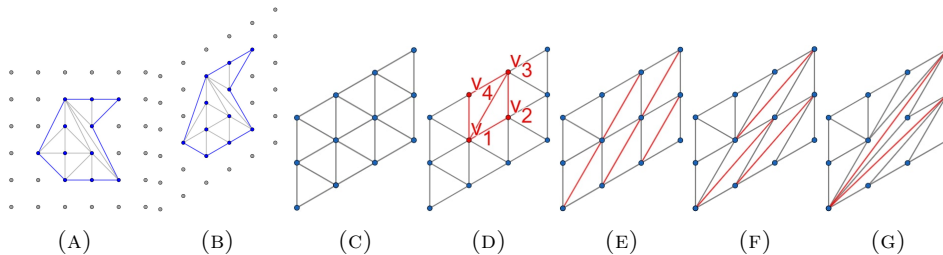


FIGURE 1. All figures show triangulations of a point-set bounded by simple, closed polygons. (a) The integer lattice and a lattice triangulation (see below). (b) An affine transformation of (a), yielding the equilateral lattice and the transformed triangulation. (c) - (g) Triangulations along a flip path (Definition 1) between the triangulations in (c) and (g). (d) The first flip along this flip path, performed on the red quadrilateral, which replaces the edge (v_2, v_4) with the edge (v_1, v_3) . See Sections 1.1 and 2.

most one edge. For some 4-cycle of the triangulation that contains a single chordal edge, a *combinatorial flip* replaces this chordal edge with the other chordal pair of vertices of the 4-cycle. We say that there exists a *combinatorial flip path* between two triangulations T and T' of a surface if there exists a sequence of combinatorial flips that transforms T into T' .

In the combinatorial setting, Wagner [1] was the first to show that there exists a combinatorial flip path between any two triangulations of the plane, with the same number of vertices. This result was extended to triangulations of the torus [2], the projective plane and Klein bottle [3], and, for triangulations whose graphs have sufficiently many vertices, closed surfaces in general [4]. See [5] for a survey of combinatorial flip paths between triangulations of surfaces.

Of interest in distance geometry is a simple constructive proof of the Koebe-Andreev-Thurston circle packing theorem [6] that relies on the existence of a combinatorial flip path between any two triangulations of the plane. More generally, length and other structural properties of *shortest flip paths* - i.e., flip paths of minimum length - are metrics on the space of triangulations.

Returning to our geometric setting in the plane, consider a point-set $S = P \cap \Omega$. Lawson [7] was the first to prove the existence a flip path between any two triangulations of S when the bounding polygon Ω is simple, closed, and convex. An extension of this result to the case where Ω is simple and closed, but not necessarily convex, is given in [8], and is attributed to Edelsbrunner. Alternative proofs of the previous two results using only simple geometric properties of polygons can be found in [9]. See [10] for a broad treatment of flip paths between triangulations of a point-set.

Apart from existence results, some work has gone into finding a shortest flip path between two triangulations. This problem was shown to be NP-hard even for triangulations of a point-set consisting only of the vertices of a simple and closed polygon [11]. Lawson [7] gave an algorithm to find *some* flip path between any two triangulations of a point-set S that contains $O(n^2)$ flips, where $n = |S|$. This bound was later proven to be tight [12].

Finally, in both the combinatorial [13, 14] and geometric [15, 16] settings, properties of *simultaneous flips* - i.e., operations that perform multiple flips at once - and optimal simultaneous flip paths have also been studied.

Our focus in this paper is the shortest flip path problem when the desired flip path is between *lattice triangulations* - i.e. triangulations of a *lattice point-set* $S = L \cap \Omega$, where L is an affine transformation of the integer lattice (Figures 1a and 1b). This special case has only recently been studied, and it turns out to be very different from the general problem. In particular, there are known polynomial-time algorithms to solve this problem. While not the focus of this paper, a byproduct of our results solves optimal simultaneous flip path problems for lattice triangulations, which we discuss in Section 8.

1.1. Previous Results on Shortest Flip Paths Between Lattice Triangulations. The first $O(n^2)$ -time algorithm to find a shortest flip path between two lattice triangulations of an n point-set was given in [17]. This algorithm also solves the more general problem of finding a shortest flip path between two (not necessarily lattice) triangulations of a point-set that contains no empty, strictly convex pentagon and whose bounding polygon is convex. Lattice point-sets bounded by convex polygons have this property.

Another $O(n^2)$ -time algorithm for this problem was presented in [18]. The motivation in this paper was to use Markov chains to generate (and count) random lattice triangulations, which define a spin system. The algorithm does not require that the bounding polygon of the lattice point-set be convex. Furthermore, it finds a shortest flip path even when all triangulations along the path must contain a given set of point-pairs - i.e., pairs of points - as edges. These point-pairs are referred to as *constraint edges* and the flip path is called *constrained*. The fact that constrained flip paths always exists between lattice triangulations is not trivial, and is proved in [18], along with an upper-bound on the length of a constrained shortest flip path between lattice triangulations whose point-sets are *rectangular*, i.e. a set $S = \{(x, y) \in \mathbb{Z}^2 : 0 \leq x \leq l \text{ and } 0 \leq y \leq m\}$, where l and m are any positive integers.

Lemma 1 ([18], Lemma 3.7). *The length of a constrained shortest flip path between two lattice triangulations of a rectangular lattice point-set with n points is $O(n^{\frac{3}{2}})$.*

Another important result from [18] is that an edge in a lattice triangulation can be flipped to a shorter edge if and only if the bounding point-pairs of its *minimum parallelogram* are edges in the triangulation. We call this parallelogram the *Farey parallelogram for the edge* (Definition 11), because of its relation to Farey sequences [19], as detailed in Section 3.1. For example, the four edges bounding each red edge in Figures 1d - 1g all form Farey parallelograms, since the red edges can clearly be flipped to shorter edges.

Both [17] and [18] prove the uniqueness of the set of flips in any shortest flip path between two lattice triangulations. However, the structure of this set has not been studied. We give algorithms that compute a special partial order on this set with the property that each linear ordering of the set that is consistent with the partial order - i.e., each flip in the linear ordering comes after its children in the partial order - is a shortest flip path. While out of the scope of this paper, it is not difficult to show that the converse is also true, i.e., every shortest flip path is consistent with this partial order.

Lastly, although the point-sets of lattice triangulations in [17] and [18] are all of the form $S = L \cap \Omega$, where L is the integer lattice \mathbb{Z}^2 , it is easy to see that the results in these papers apply even when L is any affine transformation of \mathbb{Z}^2 . Additionally, the algorithm in [17] can be modified to handle non-convex bounding polygons and constraint edges while achieving the same time complexity.

2. CONTRIBUTIONS AND GUIDE TO READING

From here on, all triangulations are lattice triangulations of a lattice point-set $S = L \cap \Omega$. Recall that we let $n = |S|$.

Note 1. *Since a lattice point-set is a finite subset of a lattice, much of the geometric, algebraic, and partially ordered set (poset) structure of lattices does not play a role. However, we judiciously exploit a connection between lattices and Farey sequences [19].*

We study the following problem: given two triangulations of a lattice point-set and a set F of constraints edges (see Section 1.1) in both triangulations, compute the shortest flip path constrained by F between these triangulations. The following main theorems are proved in Section 7.

Theorem 1 (Unique Constrained Shortest Flip Paths). *The shortest constrained flip path between two lattice triangulations of a lattice point-set is unique, up to reordering flips.*

In Section 7, we give a large class of inputs for which the shortest flip path in the above theorem can be found in time linear in its length (Proposition 5). We sketch the proof of Theorem 1 below.

Theorem 2 (Complexity for Rectangular Lattice Point-sets). *There is an $O(n^{\frac{3}{2}})$ -time algorithm to compute the shortest constrained flip path between two lattice triangulations of an n -point rectangular lattice point-set.*

Theorem 2 bridges the gap between the $O(n^2)$ -time algorithms in [17] and [18] and the $\Omega(n^{\frac{3}{2}})$ -time lower-bound implied by Lemma 1. The proof of this theorem follows from Proposition 4 (Section 7) and Lemma 1 (Section 2.1). In the next section, we compare our algorithm to those in [17] and [18].

Next, we sketch the proof ideas of Theorem 1. First, we show (Proposition 3) that any triangulation T of a lattice point-set S is a so-called *minimum triangulation of S* (Definition 16), which is a unique triangulation (Lemma 14) containing a certain minimum subset G of edges in T . Specifically, in Section 6, we characterize the minimum set G of edges in T that uniquely determines T (Definition 15). We observe an analogy to (the equivalence class of) *ground state triangulations constrained by G* defined in [18] as triangulations of S that contain G as edges and minimize the sum of the l_1 -lengths of their edges. Thus, the theorem is proved by showing that it holds for any two minimum triangulations (Theorem 7). This step relies on our new structural result for flip paths between lattice triangulations, which is our third main theorem, proved in Section 5. We require the following definitions to state this theorem.

A *consistent linear ordering* of a poset, or a *linear ordering consistent with a poset*, is a linear ordering of the elements of the poset such that each element comes after its children. For example, see Figure 2.

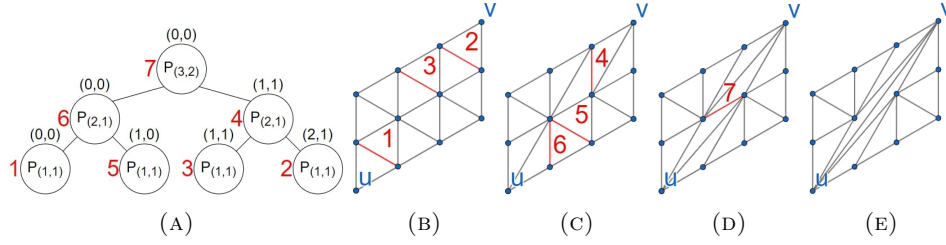


FIGURE 2. (a) A minimum flip plan (Definition 2) that starts from an equilateral triangulation and forces the point-pair (u, v) in (b) to become an edge. Each node is a flip on a Farey parallelogram (Definition 11). The red numbers indicate the order of flips in a consistent linear ordering of the flip plan, which is a flip path. (b)-(e) Triangulations along this flip path. The red numbers correspond to those in (a) and indicate the edges removed by each flip in the flip plan. See below and Section 4.

Definition 2 (Flip plan). A flip plan is a poset of flips with the property that all of its consistent linear orderings are flip paths between the same two triangulations. The starting and target triangulations of a flip plan are the starting and target triangulations of these flip paths.

For example, a flip path is a flip plan with a unique consistent linear ordering. We are interested in *minimum* flip plans, i.e., flip plans whose consistent linear orderings are all shortest flip paths. Figure 2 shows such a flip plan along with one of its consistent linear orderings, which is a flip path, and triangulations along this path. Note that all the flips in each level of this flip plan can be performed simultaneously.

The *equilateral triangulation* of a lattice point-set S , if it exists, is the triangulation that contains only unit-length edges (Definition 8). For example, see Figure 2b. A lattice point-set that admits an equilateral triangulation is an *equilateral lattice point-set*.

Finally, a flip path that starts from a triangulation T of an equilateral lattice point-set S and *forces a point-pair (u, v) in S to become an edge* is a flip path between T and *some* triangulation in which (u, v) is an edge. This flip path is shortest if it also has minimum length over all target triangulations in which (u, v) as an edge. If the consistent linear orderings of a flip plan are all flip paths of this type, then the flip plan starts from T and *forces (u, v) to become an edge*.

For example, Figure 2 shows a minimum flip plan that starts from an equilateral triangulation and forces the point-pair (u, v) to become an edge. Also, returning to the shortest flip path between the triangulations in Figures 1c and 1g, the following 3 sets of flips can be performed simultaneously: those that add the red edges in Figure 1e, those that add the red edges in Figure 1f, and the two that add the 2 red edges in Figure 1g. These sets hint at a minimum flip plan that starts from the equilateral triangulation in Figure 1c and forces the point-pairs of the last 2 red edges to become edges.

Theorem 3 (A Minimum Flip Plan that Starts from an Equilateral Triangulation and Forces a Point-pair to Become an Edge). *There is an algorithm that computes*

a minimum flip plan that starts from an equilateral triangulation and forces a point-pair to become an edge, and it runs in time linear in the number of flips in the flip plan.

The algorithm in Theorem 3 is the fundamental tool that we use to compute minimum flip plans between two triangulations. To the best of our knowledge, this algorithm is the first to exploit the relationship between lattices and Farey sequences [19]. Most of the work in this paper is focused on generalizing Theorem 3. In Section 5, we generalize to a set of point-pairs (Theorem 5). Then, in Section 6, we allow the starting triangulation to be a minimum triangulation (Theorem 6).

Notably, all the above results follow from simple number-theoretic and geometric concepts, such as the connection between lattices and Farey sequences.

2.1. Comparison with Previous Results. Consider the algorithms in [17] and [18] that compute the constrained shortest flip path between two lattice triangulations. Most of the work in these algorithms is in processing the input pair of triangulations. Note that a triangulation of a lattice point-set S is an assignment of edges to the midpoints of S [10]. The algorithm in [17] constructs a forest such that each tree corresponds to a midpoint of S and each vertex corresponds to an edge assignment. Constructing this forest takes $O(n^2)$ time, where $n = |S|$ ([17], Theorem 4). The algorithm in [18] computes the set of midpoints of S whose edge assignments differ between the input triangulations, which clearly takes $O(n^2)$ time.

In contrast, the main work in our algorithm is in computing minimum flip plans that force point-pairs to become edges. As a result, our algorithm runs in $O(n^{\frac{3}{2}})$ -time (Theorem 2). Additionally, as mentioned in Section 2, for a large class of inputs, our algorithm runs in time linear in the number of flips in the output flip plan (Proposition 5).

3. BASIC TOOLS AND DEFINITIONS

In this section, we present the definitions and notation that will be used throughout the paper and we explore an important relationship between lattices and Farey sequences [19].

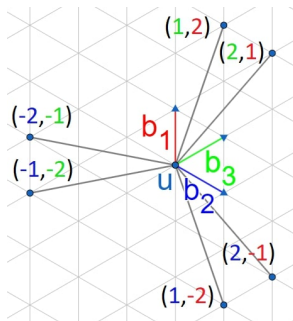


FIGURE 3. A three-direction lattice and its pseudo-basis $\{b_1, b_2, b_3\}$ along with point-pairs originating at the point u represented using their respective defining coordinate pairs (Definition 3). All the point-pairs belong to the equivalence class $(1, 2)$ (Definition 7). See below and Section 3.1.

Let L be an affine transformation of the integer lattice \mathbb{Z}^2 . We can treat L as a three-direction lattice as follows. Consider the standard basis vectors b_1 and b_2 of L . Let b_3 be the shorter of $b_1 - b_2$ and $b_1 + b_2$. If neither vector is shorter, then choose one arbitrarily. The set $\{b_1, b_2, b_3\}$ is the *pseudo-basis* of L . Observe that any vector g in L can be written as an integer linear combination of any two distinct pseudo-basis vectors b_i and b_j , i.e., $g = xb_i + yb_j$, where x and y are integers. Also, note that we only care about the values of the coefficients x and y , and never the values of any pseudo-basis vector.

Definition 3 (Defining Coordinate Pair). *Let g be a vector in a three-direction lattice L whose pseudo-basis is $\{b_1, b_2, b_3\}$. If g is not a pseudo-basis vector, then its defining coordinate pair is the counter-clockwise ordered pair (b_i, b_j) of distinct pseudo-basis vectors such that $g = xb_i + yb_j$ and $|x| + |y|$ is minimized. Otherwise, the defining coordinate pair of g is any counter-clockwise ordered pair (b_i, b_j) of distinct pseudo-basis vectors such that g is either b_i or b_j .*

Note that the defining coordinate pair of a pseudo-basis vector g is not unique, by definition, however one coordinate of any such pair is fixed and carries all the information we need to uniquely identify g .

Definition 4 (A Point-pair as a Pair of Vectors). *We represent a point-pair (u, v) in a three-direction lattice L as (g, u) , where $g = v - u$ is a vector represented using its defining coordinate pair (b_i, b_j) , i.e., g is written as (x, y) where $g = xb_i + yb_j$. We refer to g as the vector, u as the originating point, and (b_i, b_j) as the defining coordinate pair of (g, u) . Additionally, the line-segment of (g, u) is the line-segment between u and v .*

Consider the point-pairs in Figure 3 that originate from the same point u . Each of these point-pairs is represented using its defining coordinate pair, which is indicated by the colors of the coordinates. Given a vector g , an originating point u , and a defining coordinate pair, the point-pair (g, u) is unique. Throughout this paper, the defining coordinate pair of a point-pair is always clear from context and is almost never explicitly specified or used. Similar representations of point-pairs using vectors in three-direction lattices appear in the study of box-splines [20, 21].

Note 2. *Unless stated otherwise, all vectors discussed from here on are vectors in a three-direction lattice. If a vector is expressed with only two coordinates, it is assumed to be represented using its defining coordinate pair. Furthermore, if a point-pair is an edge of a lattice triangulation, then the coordinates of its vector either are relatively prime or each has magnitude at most 1, as discussed below. Thus, unless stated otherwise, the coordinates of any vector discussed either are relatively prime or each has magnitude at most 1.*

Finally, consider any point-pair (g, u) in a lattice point-set S . If the coordinates of g are not relatively prime and the magnitude of at least one coordinate is greater than 1, then it is easy to see that some point of S other than u or $u + g$ is incident on the line-segment of (g, u) . Hence, combining this with the fact that triangulations are embeddings of graphs into \mathbb{R}^2 which are *maximally planar* implies that (g, u) is an edge of some triangulation of S if and only if the coordinates of g either are relatively prime or each has magnitude at most 1. In the next section, we explore how this property connects edges in triangulation to fractions in Farey sequences [19].

3.1. The Farey Plan for a Vector. In this section, we give an algorithm that maps a vector g to a sequence of fractions obtained from Farey sequences, called the *Farey plan* for g . First, we define Farey sequences and state two of their properties.

$$\begin{array}{r}
 F_1 \\
 F_2 \\
 F_3
 \end{array}
 \begin{array}{c}
 \begin{array}{c}
 0 \quad 1 \\
 \frac{1}{1}, \frac{1}{1}
 \end{array} \\
 \begin{array}{c}
 0 \quad 1 \quad 1 \\
 \frac{1}{1}, \frac{2}{2}, \frac{1}{1}
 \end{array} \\
 \begin{array}{c}
 0 \quad 1 \quad 1 \quad 2 \quad 1 \\
 \frac{1}{1}, \frac{1}{3}, \frac{1}{2}, \frac{2}{3}, \frac{1}{1}
 \end{array}
 \end{array}$$

FIGURE 4. Farey sequences (Definition 5) of orders 1, 2, and 3. The pairs of blue and red fractions in each Farey sequence are those in the sequence described in Lemma 2 for the fraction $\frac{2}{3}$. The fractions in the Farey plan (Definition 9) for any vector in the equivalence class $(2, 3)$ is shown in red. See below.

Definition 5 (Farey Sequence). *A Farey sequence [19] of order m , denoted by F_m , is a strictly-increasing sequence containing $\frac{0}{1}$, $\frac{1}{1}$, and all fully-reduced fractions (relatively prime pairs of nonnegative integers) in the range $[0, 1]$ with denominators of at most m . Given a fully-reduced fraction $f = \frac{x}{y}$ with $0 \leq f \leq 1$, we let F_f denote the lowest order Farey sequence containing f , which is F_y .*

Property 1 (Mediant of Farey Neighbors [19]). *For all $m \geq 1$, each fraction $f_i = \frac{x}{y}$ in the Farey sequence F_m , other than $\frac{0}{1}$ and $\frac{1}{1}$, is the mediant of its Farey neighbors, which are the fractions $f_{i-1} = \frac{a}{b}$ and $f_{i+1} = \frac{c}{d}$, i.e., $\frac{x}{y} = \frac{a+c}{b+d}$.*

Property 2 (Computing Farey Sequences [19]). *The Farey sequence F_{i+1} contains the fractions in the Farey sequence F_i and the mediant of each pair of consecutive fractions in F_i whose denominators sum to $i + 1$.*

For examples, see Figure 4. As noted at the end of the previous section, if a point-pair (g, u) is an edge of a triangulation, then the coordinates of g either are relatively prime or each has magnitude at most 1. We will use this fact to map g to a fraction in a Farey sequence. Then, we will use Properties 1 and 2 to construct the Farey plan for g (Definition 9), which will be used in the next section as a roadmap to construct a flip plan.

Next, we prove several properties about Farey sequences.

Lemma 2 (Unique Intervals Containing a Fraction). *Let f be a fraction and let $m \geq 2$ be an integer such that $F_f = F_m$. There exists a sequence $(f_{1,1}, f_{1,2}), \dots, (f_{m-1,1}, f_{m-1,2})$ of pairs of fractions such that, for each $1 \leq i \leq m - 1$, $(f_{i,1}, f_{i,2})$ is the unique pair of fractions that are adjacent in F_i with $f_{i,1} < f < f_{i,2}$. Furthermore, if f' is the mediant of $f_{i,1}$ and $f_{i,2}$, then either*

- (1) $f' = f$ or
- (2) the first pair in the above sequence that is not equal to $(f_{i,1}, f_{i,2})$ is either $(f_{i,1}, f')$ or $(f', f_{i,2})$.

Proof. Since the fractions in each Farey sequence are ordered from least to greatest, the first part of the lemma is immediate. For the second part, consider the pair

$(f_{i,1}, f_{i,2})$, for any $1 \leq i \leq m-1$, and let f' be the median of this pair. By Property 2, $\{f_{i,1}, f', f_{i,2}\}$ is a contiguous subsequence of $F_{f'} = F_j$, where $j > i$. Furthermore, f' is the only fraction in any Farey sequence of order at most j that lies between $f_{i,1}$ and $f_{i,2}$. Thus, either $f = f'$ or the first pair in the sequence given in the lemma statement that is not equal to $(f_{i,1}, f_{i,2})$ is either $(f_{i,1}, f')$ or $(f', f_{i,2})$. \square

Lemma 3 (Sequence of Mediants). *Consider a fraction f such that the Farey sequence F_f has order at least 2. Also, consider the sequence of pairs of fractions given by Lemma 2 for f and let*

$$(f_{1,1}, f_{1,2}), \dots, (f_{n,1}, f_{n,2})$$

be the subsequence of all distinct pairs. Finally, let f_0, f_1, \dots, f_n be the sequence of fractions where $f_0 = \frac{1}{2}$ and f_i is the median of $(f_{i,1}, f_{i,2})$, for all $1 \leq i \leq n$. Then, $f_n = f$ and f_i is the median of f_{i-1} and a Farey neighbor of f_{i-1} in the Farey sequence $F_{f_{i-1}}$, for all $1 \leq i \leq n$.

Proof. By Lemma 2, we have $f_n = f$. Next, consider the fractions f_{i-1} and f_i , for any $1 \leq i \leq n$. If $i = 1$, then $f_1 = \frac{1}{2}$ and the lemma is immediate. Otherwise, Lemma 2 tells us that $(f_{i,1}, f_{i,2})$ is either $(f_{i-1,1}, f_{i-1})$ or $(f_{i-1}, f_{i-1,2})$. Furthermore, by Property 2, $f_{i-1,1}$ and $f_{i-1,2}$ are the Farey neighbors of f_{i-1} in the Farey sequence $F_{f_{i-1}}$. Therefore, f_i is the median of f_{i-1} and a fraction adjacent to f_{i-1} in $F_{f_{i-1}}$. \square

The following is a map between vectors and fractions in Farey sequences, which allows us to define equivalence relations on vectors and point-pairs.

Definition 6 (Farey-Flip Map). *Given a vector $g = (x, y)$, the Farey-Flip map ϕ_g sends g to the fraction $\frac{|x|}{|y|}$ if $|x| \leq |y|$, or to the fraction $\frac{|y|}{|x|}$ otherwise. For any vector $g' = (x', y')$, ϕ_g sends g' to the fraction $\frac{|x'|}{|y'|}$ if $\phi_g(g) = \frac{|x|}{|y|}$, or to the fraction $\frac{|y'|}{|x'|}$ otherwise.*

The inverse Farey-Flip map ϕ_g^{-1} takes a fraction $\frac{a}{b}$ to a vector $g'' = (c, d)$ such that (i) g'' and g have the same defining coordinate pair, (ii) the signs on the coordinates of g'' and g match, and (iii) $|c| = |a|$ and $|d| = |b|$, if $|x| \leq |y|$, or $|c| = |b|$ and $|d| = |a|$, otherwise.

For example, for the vector $g = (-5, 3)$, we have $\phi_g(g) = \frac{3}{5}$, $\phi_g^{-1}(\frac{3}{5}) = (-5, 3)$, $\phi_g^{-1}(\frac{7}{8}) = (-8, 7)$, and $\phi_g(-8, 7) = \frac{7}{8}$, where all vectors have the same defining coordinate pair. The Farey-Flip map allows us to talk about a Farey sequence containing a vector g , which is a Farey sequence containing the fraction $\phi_g(g)$. We let F_g denote the lowest order Farey sequence containing g . In any Farey sequence F_m , where $m \geq 1$, we define the *Farey neighbor vectors* of g as the vectors obtained by applying the inverse Farey-Flip map ϕ_g^{-1} on the Farey neighbors of $\phi_g(g)$ in F_m .

Definition 7 (Equivalence Relation on Vectors/Point-pairs). *Two vectors g and g' are equivalent if and only if $\phi_g(g) = \phi_{g'}(g')$, and two point-pairs to be equivalent if and only if their vectors are equivalent. We let (x, y) denote the equivalence class of vectors g (resp. point-pairs (g, u)) such that $\phi_g(g) = \frac{x}{y}$.*

For example, Figure 3 shows point-pairs in the equivalence class $(1, 2)$.

Definition 8 (Unit-Length Vectors/Point-pairs). *A vector (resp. point-pair) is unit-length if it belongs to the equivalence class $(0, 1)$.*

The above definition formalizes the notion of a unit-length vector, and hence the definition an equilateral triangulation discussed in Section 2. We end this section by defining the Farey plan for a vector and presenting an algorithm to compute it.

Definition 9 (Farey Plan for a Vector). *The Farey plan C for a vector g is the sequence of fractions defined as follows. If $\phi_g(g) = \frac{0}{1}$, then C is empty. Also, if $\phi_g(g) = \frac{1}{1}$, then $C = \{\frac{1}{1}\}$. Otherwise, C is the sequence for $\phi_g(g)$ given in Lemma 3.*

For example, the Farey plans for the vectors $(-6, 1)$ and $(3, 5)$ are $\{\frac{1}{1}, \frac{1}{2}, \dots, \frac{1}{5}, \frac{1}{6}\}$ and $\{\frac{1}{1}, \frac{1}{2}, \frac{2}{3}, \frac{3}{5}\}$, respectively. Also, see Figure 4.

Algorithm Farey Plan takes a vector $g = (x, y)$ as input and outputs the Farey plan C for g . The sequence C is initially empty. If g is unit-length, then C is empty. Otherwise, consider the fraction $f = \phi_g(g)$, the sequence $X = F_1 = \{\frac{0}{1}, \frac{1}{1}\}$, and the fraction $d = \frac{1}{1}$. Repeat the following steps until C contains f .

- (1) Add the fraction d to the end of C . If C contains f , then output C .
- (2) Otherwise, if $f > d$, then assign to d the mediant of d and the fraction directly after d in the sequence X ; if $f < d$, then assign to d the mediant of d and the fraction directly before d in the sequence X .
- (3) Insert d into the sequence X such that X is in increasing order.

Proposition 1 (Correctness and Complexity of Algorithm Farey Plan). *On an input vector g , Algorithm Farey Plan outputs the Farey plan for g in time linear in the order of the Farey sequence F_g .*

Proof. The proposition is immediate if g belongs to the equivalence class $(0, 1)$ or $(1, 1)$. Otherwise, observe that Algorithm Farey Plan computes the sequence for $\phi_g(g)$ given in Lemma 3. Furthermore, the algorithm clearly runs in time linear in the length of this sequence, which is at most the order of the Farey sequence F_g . \square

4. A MINIMUM FLIP PLAN FOR A POINT-PAIR

In this section, we present an algorithm that takes a point-pair and the Farey plan for its vector as inputs and outputs a flip plan that starts from an equilateral triangulation and forces the point-pair to become an edge (until Section 6, the starting triangulation is always an equilateral triangulation). We refer to this as a *flip plan for the point-pair*. We start by presenting a convenient representation of flips and flip plans.

Definition 10 (A Quadrilateral for a Vector/Point-pair). *A quadrilateral Q_g for a vector g is a sequence of four vectors g_1, g_2, g_3 , and g_4 such that $g = g_1 + g_2 = g_3 + g_4$. Notice that the vectors g and $g_1 - g_3$ are the diagonals of Q_g . If $g_1 = g_4$ and $g_2 = g_3$, then Q_g is called a parallelogram and is denoted by $P_g = \{g_1, g_2\}$.*

A quadrilateral $Q_{g,u}$ for a point-pair (g, u) is a set of four point-pairs (g_1, u) , $(g_2, u + g_1)$, (g_3, u) , and $(g_4, u + g_3)$ such that the sequence g_1, g_2, g_3, g_4 is a quadrilateral Q_g . Since we can obtain $Q_{g,u}$ given the originating point u and Q_g , we sometimes refer to $Q_{g,u}$ as Q_g originating at u . A parallelogram $P_{g,u}$ is defined similarly, and the longer point-pairs in $P_{g,u}$ are the two with the longest vectors.



FIGURE 5. (a) The Farey parallelogram (Definition 11) for the point-pair $((3, 2), u)$, which contains the point-pairs $((2, 1), u)$, $((2, 1), v)$, $((1, 1), u)$, and $((1, 1), w)$. (b) The adjacent Farey parallelograms for the point-pairs $((2, 1), u)$ and $((2, 1), v)$. See below.

In the above definition, note that a quadrilateral $Q_{g,u}$ for a point-pair (g, u) is a quadrilateral whose longer diagonal is (g, u) . Hence, any quadrilateral for the shorter diagonal of $Q_{g,u}$ is distinct from $Q_{g,u}$. We define a flip on $Q_{g,u}$ to be the flip that replaces the shorter diagonal of $Q_{g,u}$ with (g, u) . We will construct flip plans containing flips on quadrilaterals originating at points in a lattice point-set. More precisely, these flip plans will contain flips on parallelograms of the following type.

Definition 11 (The Farey Parallelogram for a Vector/Point-pair). *The Farey parallelogram P_g for a non-unit-length vector g is the unique parallelogram for g containing*

- (1) unit-length vectors if g belongs to the equivalence class $(1, 1)$, or
- (2) the Farey neighbor vectors of g in the Farey sequence F_g otherwise.

The Farey parallelogram for a point-pair (g, u) is P_g at u .

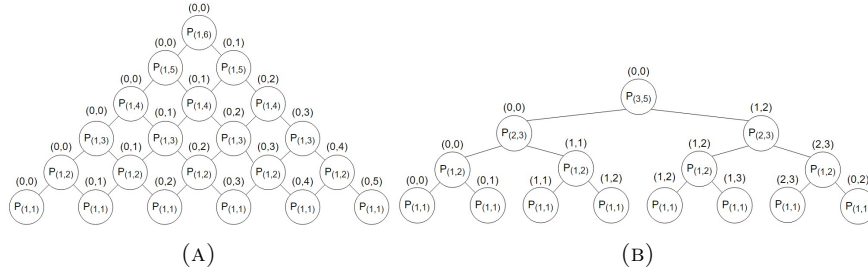


FIGURE 6. Minimum flip plans for the point-pairs (a) $((1, 6), (0, 0))$ and (b) $((3, 5), (0, 0))$. All flips are performed on Farey parallelograms (Definition 11). Originating points are displayed above each flip. See the discussion below.

For example, see Figure 5.

We denote a flip plan for a point-pair (g, u) by $\pi_{g,u}(T)$, where T is the starting triangulation. When T is clear from context, we just write $\pi_{g,u}$. The flip that is maximal with respect to the partial order on $\pi_{g,u}$ is called the *maximal flip* of $\pi_{g,u}$. The number of flips in $\pi_{g,u}$ is denoted by $|\pi_{g,u}|$.

For example, Figure 2a shows a minimum flip plan $\pi_{(3,2),(0,0)}$ and Figure 6 shows minimum flip plans (a) $\pi_{(1,6),(0,0)}$ and (b) $\pi_{(3,5),(0,0)}$. These flip plans consist of flips on Farey parallelograms. Also, consider the equilateral triangulation in Figure 7a. Figures 7 (a)-(f) show all the Farey parallelograms in the latter two flip plans. Figure 7g shows a triangulation containing $((1, 6), (0, 0))$ and $((3, 5), (0, 0))$ as edges.

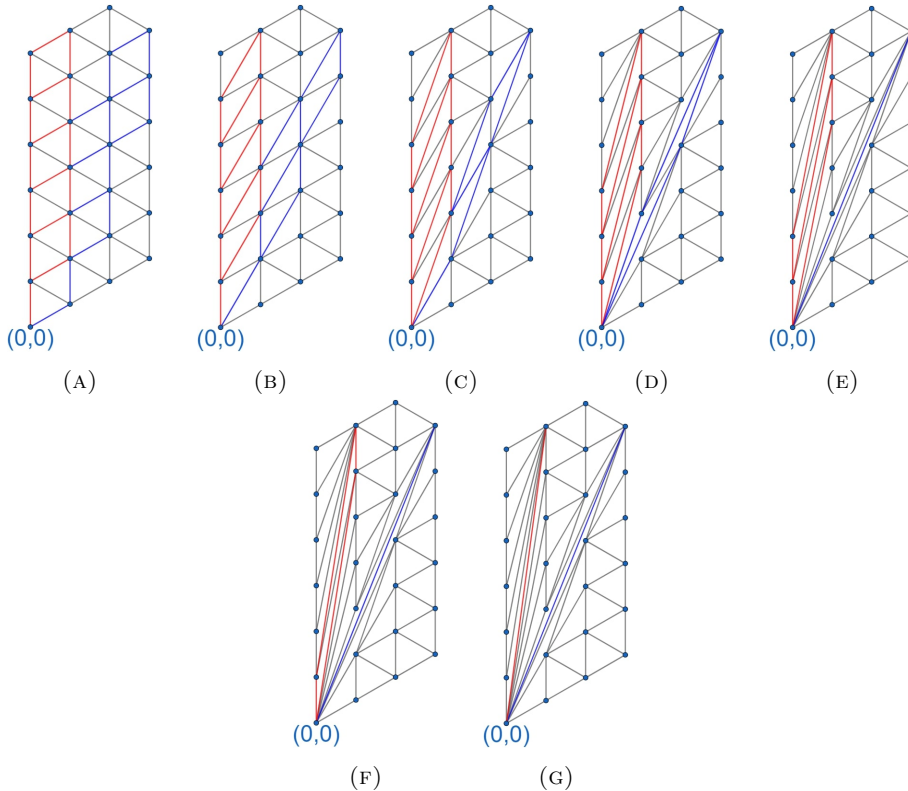


FIGURE 7. Triangulations resulting from performing the flips in the flip plans in Figure 6 one level at a time. Flips on Farey parallelograms with at least three red edges are contained in the flip plan for the edge $(1, 6)$ at the point $(0, 0)$, flips on Farey parallelograms with at least three blue edges are contained in the flip plan for the edge $(3, 5)$ at the point $(0, 0)$, and flips on Farey parallelograms with two blue and two red edges are contained in both flip plans.

Next, we prove several properties of Farey parallelograms, stated as Lemmas 4, 5, and 6, below. Figures 4 and 5 illustrate these properties.

Lemma 4 (Obtaining Farey Parallelograms from Farey Plans). *Let g be a vector whose Farey plan is $C = \{f_1, \dots, f_n\}$, with $n \geq 2$, and let $g_1 = \phi_g^{-1}(f_{n-1})$ and $g_2 = g - g_1$. Then,*

- (1) *the Farey parallelogram for g is $P_g = \{g_1, g_2\}$ and*
- (2) *the Farey parallelogram for g_1 is $P_{g_1} = \{g_2, g_1 - g_2\}$, and hence g_1 is longer than g_2 .*

Proof. Using Lemma 3, it is easy to see that g_1 and g_2 are the Farey neighbor vectors of g in F_g . Hence, Statement (1) is true. Next, by the same lemma, g_1 and g_2 are adjacent in F_{g_1} . Thus, the Farey neighbor vectors of g_1 in F_{g_1} are g_2 and $g_1 - g_2$, by Property 1. This proves Statement (2). \square

Lemma 5 (Farey Plan for Longer Farey Neighbor Vector). *Let g be a vector whose Farey plan is $C = \{f_1, \dots, f_n\}$, with $n \geq 2$, and let g_1 be the longer vector in the Farey parallelogram for g . Then, the Farey Plan for g_1 is $C \setminus \{f_n\}$.*

Proof. By Lemma 4, we have $g_1 = \phi^{-1}(f_{n-1})$. The lemma now follows from the observation that all but the last step of Algorithm Farey Plan on inputs g and g_1 are identical. \square

To state the next lemma, we require the following terminology. We call two distinct Farey parallelograms $P_{g,u}$ and $P_{g,v}$ *adjacent* if they share a point-pair. We call two distinct point-pairs *adjacent* if their Farey parallelograms are adjacent.

Lemma 6 (Decomposing a Farey Parallelogram). *Let (g, u) be a point-pair such that the Farey plan for g has length at least 2, let the longer vector in the Farey parallelogram P_g be g_1 , and let $g_2 = g - g_1$. Also, let $v = u + g_2$ and $w = u + g_1$. Then, the Farey parallelogram $P_{g,u}$ contains the point-pairs (g_1, u) , (g_2, u) , (g_1, v) , and (g_2, w) . Furthermore, $P_{g,u}$ is contained in the region bounded by the adjacent Farey parallelograms $P_{g_1,u}$ and $P_{g_1,v}$, $P_{g_1,u}$ contains (g_2, u) and $(g_1 - g_2, v)$, and $P_{g_1,v}$ contains (g_2, w) and $(g_1 - g_2, v)$.*

Proof. Using Lemma 4, we see that the Farey parallelogram $P_{g,u}$ contains the point-pairs (g_1, u) , (g_2, u) , (g_1, v) , and (g_2, w) . Next, since the Farey plan for g has length at least 2, g does not belong to the equivalence classes $(0, 1)$ or $(1, 1)$. This implies that g_1 is not unit-length, and so the Farey parallelogram P_{g_1} exists. By the lemma above, the Farey parallelogram $P_{g_1,u}$ contains (g_2, u) . Hence, $P_{g_1,u}$ also contains the point-pair $(g_1 - g_2, v)$. Similarly, $P_{g_1,v}$ contains $(g_1 - g_2, v)$ and (g_2, w) .

Finally, the discussion above shows that $P_{g_1,u}$ and $P_{g_1,v}$ are adjacent and the region bounded by them contains $P_{g,u}$. \square

We are now ready to present our algorithm.

Algorithm Flip Plan takes a point-pair (g, u) and the Farey plan $C = \{f_1, \dots, f_n\}$ for g as inputs and outputs a flip plan $\pi_{g,u}$ for (g, u) . The algorithm is recursive and uses a perfect hash table X to keep track of the poset computed thus far to avoid redundant recursive calls. The hash table is initially empty.

Base Cases: If C is empty, then the poset $\pi_{g,u}$ is empty. If $C = \{\frac{1}{1}\}$, then add a flip on the Farey parallelogram for the vector $\phi_g^{-1}(\frac{1}{1})$ originating at u to $\pi_{g,u}$.

Recursive Step: Insert (g, u) into X indexed by its vector, defining coordinate pair, and originating point. Consider the vectors $g_1 = \phi_g^{-1}(f_{n-1})$ and $g_2 = g - g_1$. Add a flip s on the Farey parallelogram $P_g = \{g_1, g_2\}$ originating at u to $\pi_{g,u}$. The children of s are the maximal flips of the posets that result from recursing on the point-pair (g_1, u) with Farey plan $C \setminus f_n$ and the point-pair $(g_1, u + g_2)$ with Farey plan $C \setminus f_n$. If X contains either (g_1, u) or $(g_1, u + g_2)$, then this recursive call has already been made, and so s is added as a parent to the corresponding maximal flip.

Given a point-pair, we can compute the Farey plan for its vector. Hence, we often refer to the poset output by Algorithm Flip Plan *on the input point-pair*, omitting mention of the input Farey plan. The remainder of this section is focused on proving the correctness and complexity of this algorithm, which follow from Theorem 4, stated below. We require the following definitions to state the theorem.

Definition 12 (Poset Union). *The poset union $\pi \cup \pi'$ of two posets of flips π and π' is the poset containing all the flips in π and π' such that two flips are related if and only if they are related in either π or π' .*

For example, the flip plan that starts from the triangulation in Figure 7a and forces the point-pairs of the blue and red edges in Figure 7g to become edges is the union of the flip plans in Figure 6. In other words, a single flip plan forces multiple point-pairs to become edges.

Next, two flip plans $\pi_{g,u}$ and $\pi_{g,v}$ are *adjacent* if their maximal flips are on adjacent Farey parallelograms. For example, the two posets in Figure 6a rooted at the flips on the Farey parallelograms $P_{(1,5),(0,0)}$ and $P_{(1,5),(0,1)}$ are adjacent, as shown in Figure 7e.

Theorem 4 (A Flip Plan for Adjacent Point-pairs). *Let (g, u) and (g, v) be adjacent point-pairs that are edges in some triangulation of an equilateral lattice point-set and let $\pi_{g,u}$ and $\pi_{g,v}$ be the posets output by Algorithm Flip Plan when given these point-pairs as inputs, respectively. Then, $\pi_{g,u} \cup \pi_{g,v}$ is a flip plan for (g, u) and (g, v) .*

Theorem 4 is proved at the end of this section using Lemmas 7 and 8 and a corollary of Lemma 9, below. The following is a corollary of this theorem.

Corollary 1 (A Flip Plan for a Point-pair). *Let (g, u) be a point-pair that is an edge in some triangulation of an equilateral lattice point-set. Then, on input (g, u) , Algorithm Flip Plan outputs a flip plan $\pi_{g,u}$ for (g, u) in $O(|\pi_{g,u}|)$ time.*

Proof. If (g, u) is unit-length, then it is contained in the equilateral triangulation and $\pi_{g,u}$ is empty, and so the Corollary is true. Otherwise, by Theorem 4, $\pi_{g,u}$ is a flip plan for (g, u) . Lastly, for the complexity statement, we show that the algorithm makes $O(|\pi_{g,u}|)$ recursive calls, each taking $O(1)$ time to complete. This proves the corollary.

Observe that two point-pairs have the same index in the hash table X if and only if they are the same point-pair. Hence, X is a perfect hash table, and so look-up takes $O(1)$ time. Therefore, it is easy to see that each recursive call takes $O(1)$ time. Finally, each recursive call adds one flip to $\pi_{g,u}$, and so exactly $|\pi_{g,u}|$ recursive calls are made. \square

Lemma 7 (The Structure of a Poset Output by Algorithm Flip Plan). *Consider a point-pair (g, u) such that the Farey plan for g has length at least 2. Let the longer point-pairs in the Farey parallelogram for (g, u) be (g_1, u_1) and (g_1, u_2) . Also, let $\pi_{g,u}$, π_{g_1,u_1} , and π_{g_1,u_2} be the posets output by Algorithm Flip Plan when these point-pairs are given as inputs, respectively. Then, π_{g_1,u_1} and π_{g_1,u_2} are adjacent and $\pi_{g_1,u_1} \cup \pi_{g_1,u_2}$ is the poset $\pi_{g,u}$ with its maximal flip removed.*

Proof. Since the Farey plan for g has length at least 2, the posets $\pi_{g,u}$, π_{g_1,u_1} , and π_{g_1,u_2} are non-empty. Additionally, by Lemma 6, we have $u_2 = u + g - g_1$. Hence, the two child flips of the maximal flip in $\pi_{g,u}$ are flips on the Farey parallelograms

for (g_1, u_1) and (g_1, u_2) . Furthermore, by the same lemma, these parallelograms are adjacent. The lemma now follows from the recursive step in Algorithm Flip Plan and Lemma 5. \square

Lemma 8 (Extending Flip Plans). *Let (g, u) and (g, v) be adjacent point-pairs in an equilateral lattice point-set such that the Farey plan for g has length at least 2. Also, let (g_1, u_1) and (g_1, u_2) be the longer point-pairs in the Farey parallelogram for (g, u) and let (g_1, u_3) and (g_1, u_4) be the longer point-pairs in the Farey parallelogram for (g, v) . Lastly, on inputs (g, u) , (g, v) , and (g_1, u_i) , let $\pi_{g,u}$, $\pi_{g,v}$, and π_i be the posets output by Algorithm Flip Plan, respectively, for all $1 \leq i \leq 4$. Then, Statements (1) and (2) imply Statement (3) below:*

- (1) π_i is a flip plan for (g_1, u_i) , for all $1 \leq i \leq 4$.
- (2) $\pi_i \cup \pi_j$ is a flip plan for (g_1, u_i) and (g_1, u_j) , for all $1 \leq i, j \leq 4$ with $i \neq j$.
- (3) $\pi_{g,u} \cup \pi_{g,v}$ is a flip plan for (g, u) and (g, v) .

The proof of Lemma 8 can be found in A.1.

To state Lemma 9, we need the following definition. Let (g, u) be a point-pair with $g = (x, y)$ that is not unit-length. The *bounding region* for (g, u) is the rectangular lattice point-set whose extreme points are u , $u + (x, 0)$, $u + (0, y)$, and $u + g$.

Lemma 9 (Bounding Regions Contain All Flips). *If a non-unit-length point-pair (g, u) is given as input to Algorithm Flip Plan, then the Farey parallelograms of the flips in the output poset are contained in the bounding region for (g, u) .*

The proof of Lemma 9 can be found in A.2.

Corollary 2 (A Flip Plan for Point-pairs with Non-intersecting Bounding Regions). *Let $G = \{(g_1, u_1), \dots, (g_n, u_n)\}$ be a set of point-pairs such that are edges in some triangulation of an equilateral lattice point-set. Also, let the poset π_{g_i, u_i} output by Algorithm Flip Plan on input (g_i, u_i) be a flip plan for (g_i, u_i) , for all (g_i, u_i) in G . If the bounding regions for any two point-pairs in G do not have intersecting interiors, then $\pi_{g_1, u_1} \cup \dots \cup \pi_{g_n, u_n}$ is a flip plan for G .*

Proof. The corollary follows immediately from Lemma 9. \square

Proof of Theorem 4. We proceed by induction on the size n of the Farey plan for the vector g . Since (g, u) and (g, v) are adjacent, their Farey parallelograms exist, so n is at least 1. When $n = 1$, (g, u) and (g, v) belong to the equivalence class $(1, 1)$ and their Farey parallelograms contain unit-length point-pairs. The point-pairs in these Farey parallelograms and the unit-length diagonals of these parallelograms are edges in the equilateral triangulation, and the regions bounded by these parallelograms are disjoint. Hence, flips on both parallelograms can be performed, as specified by $\pi_{g,u} \cup \pi_{g,v}$, and so the base case holds.

Assume that the theorem holds when $n = k$, for any $k \geq 1$, and we will prove it holds when $n = k + 1$. Let (g_1, u_1) and (g_1, u_2) be the longer point-pairs in the Farey parallelogram $P_{g,u}$ and let (g_1, u_3) and (g_1, u_4) be the longer point-pairs in the Farey parallelogram $P_{g,v}$, where $u_1 = u$ and $u_3 = v$. Also, let π_i be the posets output by Algorithm Flip Plan on input (g_1, u_i) , for all $1 \leq i \leq 4$. It suffices to show that the posets π_i satisfy Statements (1) and (2) of Lemma 8. Then, applying Lemma 8 proves the theorem by induction.

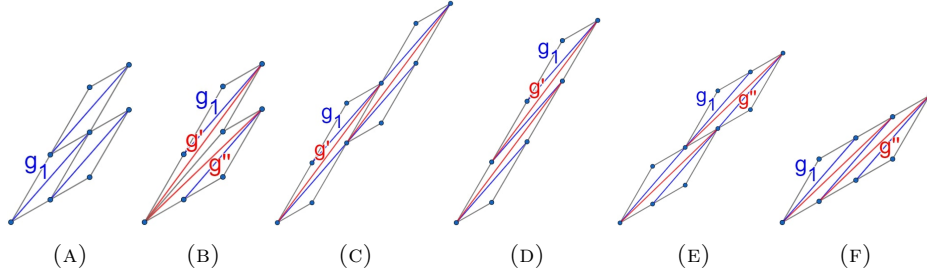


FIGURE 8. (a) The two cases for the equivalence class of the point-pair shared between adjacent Farey parallelograms whose longer diagonals belong to the equivalence class g_1 . (b) The cases g' and g'' for the equivalence class of the vector g such that the longer diagonal of the Farey parallelogram for g is g_1 . See the proof of Theorem 4. (c)-(f) The four cases for the configuration of adjacent point-pairs such that their vectors are g and the longer vector in the Farey parallelogram for g is g_1 . These cases result from the cases in (a) and (b). See the proof of Theorem 4.

To show that Statement (1) is true, consider the poset $\pi_1 \cup \pi_2$. By Lemma 5, the Farey plan for the vector g_1 has length k . Also, by Lemma 7, $\pi_1 \cup \pi_2$ is $\pi_{g,u}$ with its maximal flip removed, and the maximal flips in $\pi_1 \cup \pi_2$ are on the adjacent Farey parallelograms for (g_1, u_1) and (g_1, u_2) . Hence, by the inductive hypothesis, $\pi_1 \cup \pi_2$ is a flip plan for (g_1, u_1) and (g_1, u_2) . Similarly, $\pi_3 \cup \pi_4$ is a flip plan for (g_1, u_3) and (g_1, u_4) . Therefore, π_i is a flip plan for (g_1, u_i) , for all $1 \leq i \leq 4$.

Next, we show that Statement (2) is true. We have already shown that $\pi_1 \cup \pi_2$ is a flip plan for (g_1, u_1) and (g_1, u_2) and $\pi_3 \cup \pi_4$ is a flip plan for (g_1, u_3) and (g_1, u_4) . For the other posets, consider the adjacent Farey parallelograms P_{g_1, u_1} and P_{g_1, u_2} . Note that there are two cases for the equivalence class of the point-pair shared between P_{g_1, u_1} and P_{g_1, u_2} . These cases correspond to two cases for the vector g_1 , as shown in Figure 8 (a) and (b). Likewise, there are two cases for the equivalence class of the point-pair shared between $P_{g,u}$ and $P_{g,v}$. Therefore, without loss of generality, there are four cases for the configuration of (g, u) and (g, v) in the lattice point-set, as shown in Figure 8.

In cases (c) and (e), the shared point-pair belongs to the equivalence class $g - g_1$. Hence, the point-pairs (g_1, u_1) , (g_1, u_2) , (g_1, u_3) , and (g_1, u_4) are distinct and, without loss of generality, the point-pairs (g_1, u_2) and (g_1, u_3) are adjacent. By the inductive hypothesis, $\pi_2 \cup \pi_3$ is a flip plan for (g_1, u_2) and (g_1, u_3) . Also, observe that (g_1, u_3) and (g_1, u_4) can be obtained from (g_1, u_1) by translating its origin point by g_1 and g , respectively. Similarly, (g_1, u_4) can be obtained from (g_1, u_2) by translating its origin point by g_1 . Since bounding regions are convex by definition, this implies that the bounding regions for the point-pairs in each pair $((g_1, u_1), (g_1, u_3))$, $((g_1, u_1), (g_1, u_4))$, and $((g_1, u_2), (g_1, u_4))$ do not have intersecting interiors. Therefore, by Corollary 2, $\pi_1 \cup \pi_3$, $\pi_1 \cup \pi_4$, and $\pi_2 \cup \pi_4$ are flip plans for their respective pairs of point-pairs.

Finally, in cases (d) and (f), the shared point-pair belongs to the equivalence class g_1 . Hence, without loss of generality, the point-pairs (g_1, u_2) and (g_1, u_3) are the same. Hence, by the argument above, $\pi_1 \cup \pi_2$ and $\pi_2 \cup \pi_3$ are flip plans

flip plans for their respective pairs of point-pairs. Lastly, by transitivity, the poset $\pi_1 \cup \pi_3$ is a flip plan (g_1, u_1) and (g_1, u_3) . Thus, Statement (2) of Lemma 8 is true, and the proof is complete. \square

5. A MINIMUM FLIP PLAN FOR A SET OF POINT-PAIRS

In this section, we present an algorithm that takes a set G of point-pairs that are edges in some triangulation of a lattice point-set and the Farey plans for the vectors of G as inputs and outputs a flip plan that starts from an equilateral triangulation and forces G to become edges. Moreover, we show that this is a minimum flip for G , and that all minimum flip plans for G contain the same set of flips. This proves Theorem 3 in Section 2.

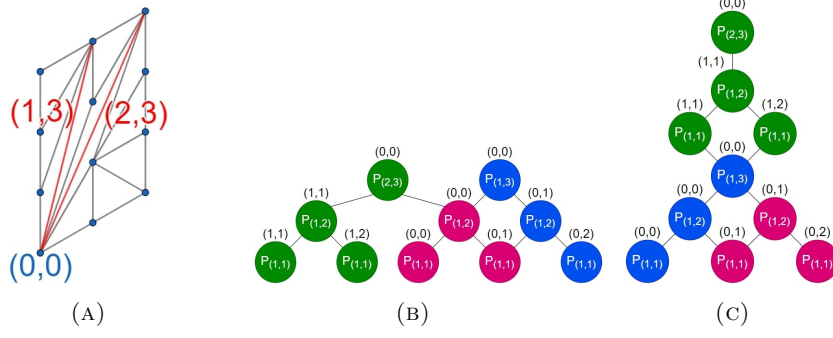


FIGURE 9. (a) A triangulation containing the set $G = \{(1, 3), (0, 0), (2, 3), (0, 0)\}$ of point-pairs as edges. (b) A minimum flip plan π_G for G whose target triangulation is the one in (a). The poset of blue and pink flips is the flip plan $\pi_{((1,3),(0,0))}$ and the poset of green and pink flips is the flip plan $\pi_{((1,3),(0,0))}$. The poset of pink flips is $\pi_{((1,3),(0,0))} \cap \pi_{((2,3),(0,0))}$ (Definition 17) blue flips is $\pi_{((1,3),(0,0))} \setminus \pi_{((2,3),(0,0))}$, and green flips is $\pi_{((2,3),(0,0))} \setminus \pi_{((1,3),(0,0))}$. (c) The poset $\pi_{((1,3),(0,0))} \parallel \pi_{((2,3),(0,0))}$. See Definition 13 and below.

Note 3. From here on, unless otherwise specified, $\pi_{g,u}$ denotes the flip plan output by Algorithm Flip Plan on an input point-pair (g, u) .

Algorithm Multi Flip Plan takes a set $G = \{(g_1, u_1), \dots, (g_n, u_n)\}$ of point-pairs and the Farey plans for the vectors of G as inputs and outputs the poset of flips $\pi_G = \pi_{g_1, u_1} \cup \dots \cup \pi_{g_n, u_n}$. The algorithm uses a perfect hash table similar to the one in Algorithm Flip Plan to keep track of the poset computed thus far so that no redundant recursive calls or calls to Algorithm Flip Plan are made.

Theorem 5 (A Minimum Flip Plan for a Set of Point-pairs). *Let G be a set of point-pairs that are edges in some triangulation of an equilateral lattice point-set. On input G , Algorithm Multi Flip Plan outputs a minimum flip plan π_G for G , and, if G contains only distinct non-unit-length point-pairs, then this algorithm runs in $O(|\pi_G|)$ time.*

Theorem 5 is proved at the end of this section using a corollary of Lemma 10 along with Lemmas 11, 12, and 13, below. The following property of minimum flip plans is a byproduct of the proof of this theorem.

Proposition 2 (All Minimum Flip Plans have the Same Set of Flips). *Let G be a set of point-pairs that are edges in some triangulation of an equilateral lattice point-set. All minimum flip plans for G have the same set of flips.*

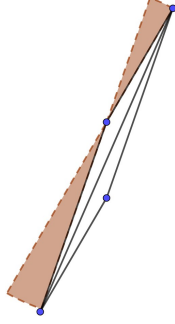


FIGURE 10. The Farey parallelogram and the regions that do not include a lattice point in the proof Lemma 10.

Lemma 10 (The Unique Flippable Parallelogram for a Point-Pair). *The Farey parallelogram for a point-pair is the unique parallelogram such that the region bounded by its point-pairs does not contain a lattice point.*

Proof. Consider a point-pair (g, u) . Corollary 1 shows that the Farey parallelogram $P_{g,u}$ does not contain a lattice point. Consider any other parallelogram $P'_{g,u}$ and refer to the depiction of $P_{g,u}$ in Figure 10. Let the Farey parallelogram $P_g = \{g_1, g_2\}$, with $\phi_g(g_1) < \phi_g(g_2)$, and let g'_1 be the longer vector in the parallelogram P'_g . If the region bounded by $P'_{g,u}$ does not contain a vertex of $P_{g,u}$, then a vertex of $P'_{g,u}$ must lie in one of the shaded circular arcs, excluding their boundaries. This implies that either $\phi_g(g_1) < \phi_g(g'_1) < \phi_g(g)$ or $\phi_g(g) < \phi_g(g'_1) < \phi_g(g_2)$. However, since the denominator of $\phi_g(g'_1)$ is less than the denominator of $\phi_g(g)$, one of the Farey neighbors of $\phi_g(g)$ in F_g is not adjacent to $\phi_g(g)$ in F_g , which is a contradiction. Thus, the region bounded by $P'_{g,u}$ contains a vertex of $P_{g,u}$, and the lemma is proved. \square

Corollary 3 (The Unique Flippable Quadrilateral for a Point-Pair). *The Farey parallelogram for a point-pair (g, u) is the unique quadrilateral for (g, u) such that the region bounded by its point-pairs does not contain a lattice point.*

This corollary shows that the Farey parallelogram for an edge is the minimal parallelogram defined in [18], and discussed in Section 1.1.

Lemma 11 (Farey Parallelogram Intersection). *Consider a non-unit-length point-pair (g, u) and the flip plan $\pi_{g,u}$. The shorter diagonal of the Farey parallelogram of any flip in $\pi_{g,u}$ and (g, u) have intersecting line-segments.*

The proof of Lemma 11 is given in B.1

Lemma 12 (Point-pair Flip Plan Intersection). *Consider two point-pairs (g, u) and (g, v) and the flip plans $\pi_{g,u}$ and $\pi_{g,v}$. If $\pi_{g,u}$ and $\pi_{g,v}$ both contain a flip on the Farey parallelogram for a point-pair (h, y) , then they both contain the flip plan $\pi_{h,y}$ as a subposet.*

Proof. The lemma follows by observing that, on inputs (g, u) and (g, v) , Algorithm Flip Plan will recurse on (h, y) . \square

We require the following definitions to state Lemma 13.

Definition 13 (Poset Difference and Concatenation). *Let π and π' be posets of flips. The difference $\pi \setminus \pi'$ is the poset containing the flips in π that are not contained in π' such that two flips in $\pi \setminus \pi'$ are related if and only if they are related in π .*

The concatenation $\pi || \pi'$ is the poset $\pi \cup (\pi' \setminus \pi)$ with additional relations to ensure that each maximal flip in π is performed before any flip in $\pi' \setminus \pi$.

For example, see Figure 9.

Remark 1 (Complexity of Computing the Difference of Flip Plans). *In Section 7, we will want to quickly compute the difference $\pi' \setminus \pi$ of two posets of flips π and π' . This can be achieved in $O(|\pi| + |\pi'|)$ time via a simple algorithm that (1) stores all flips in π' in a perfect hash table X , similar to the one in Algorithm Flip Plan, and (2) outputting the poset obtained from π by iterating through all its flips and removing those contained in X .*

Definition 14 (Independent Set of Point-pairs). *A set $G = \{(g_1, u_1), \dots, (g_n, u_n)\}$ of point-pairs is independent if and only if each point-pair in G is not unit-length and π_{g_i, u_i} is not a subposet of π_{g_j, u_j} , for all $1 \leq i, j \leq n$ with $i \neq j$.*

Observe that any set G of point-pairs has a unique maximal independent subset which, we call the *maximum* independent subset of G . For example, if $G = \{((1, 3)(0, 0)), ((2, 3)(0, 0)), ((1, 2)(0, 0))\}$, then Figure 9b shows that the maximum independent subset of G is $\{((1, 3)(0, 0)), ((2, 3)(0, 0))\}$.

Lemma 13 (A Flip Plan for Independent Point-pairs). *Let $G = \{(g_1, u_1), \dots, (g_n, u_n)\}$ be a set of point-pairs in an equilateral lattice point-set S and let G' be its maximum independent subset. If G' are edges in some triangulation of S , then $\tau_G = \pi_{g_1, u_1} || \dots || \pi_{g_n, u_n}$ is a flip plan for G' .*

The proof of Lemma 13 is given in Appendix B.2. We are now ready to prove Theorems 5 and 3.

Proof of Theorem 5. The proof has 3 parts proving (1) the complexity of the algorithm, (2) that the output π_G is a flip plan for G , and (3) that π_G is a minimum flip plan.

For (1), assume that G contains only distinct non-unit-length point-pairs and let (g, u) be the point-pair in G that is currently under consideration in the algorithm. Since the hash table is perfect, checking if it contains (g, u) takes $O(1)$ time. If the hash table contains (g, u) , then the algorithm moves onto the next point-pair in G , and so the total time spent on (g, u) is $O(1)$. Otherwise, (g, u) is given as input to Algorithm Flip Plan.

Let H be the subset of point-pairs in G for which a call to Algorithm Flip Plan is made and let $H' = G \setminus H$. Since (g, u) is not unit-length, $\pi_{g,u}$ is non-empty. Hence, π_G contains a flip that adds (g, u) as an edge. Combining this with the fact

that all edges in G are distinct implies that $|H'| = O(|\pi_G|)$. Therefore, the total time spent on point-pairs in H' is $O(|\pi_G|)$. Finally, a call to Algorithm Flip Plan is made for each point-pair in H , and each recursive call in this algorithm takes $O(1)$ time. Observe that a recursive call adds a flip to π_G . Thus, $O(|\pi_G|)$ total recursive calls are made, and the total run-time for Algorithm Multi Flip Plan on input G is $O(|\pi_G|) + O(|\pi_G|)$, which proves the bound.

For (2), we first show that any consistent linear ordering $p = p_1 \dots p_m$ of π_G is a flip path. Let $H = \{(h_1, y_1), \dots, (h_m, y_m)\}$ be the indexed set of point-pairs such that the flip p_i adds the edge (h_i, y_i) . Also, let H' be the maximum independent subset of H . Observe that H' is a subset of G , and so it is a subset of edges of some triangulation, by assumption. Hence, by Lemma 13, $\pi_H = \pi_{h_1, y_1} \parallel \dots \parallel \pi_{h_m, y_m}$ is a flip plan for H' . By Lemma 12, we see that π_{h_i, y_i} is the subposet of π_G whose maximal flip is p_i . Consequently, since p is a consistent linear ordering of π_G , we have $p_i = \pi_{h_i, y_i} \setminus (\pi_{h_1, y_1} \parallel \dots \parallel \pi_{h_{i-1}, y_{i-1}})$. Therefore, by definition, π_H is the linear ordering p , and so p is a flip path.

Next, we show that p is a flip path for G . Consider any point-pair (g_i, u_i) in $G \setminus H'$ and let T' be the target triangulation of p . If (g_i, u_i) is unit-length, then it is contained in the starting triangulation of p . Otherwise, by the definition of H' , some flip in p adds (g_i, u_i) as an edge. Furthermore, since the line segment of (g_i, u_i) does not intersect the line segment of any other point-pair in G , no flip in p removes (g_i, u_i) , by Lemma 11. Therefore, the target triangulation of p contains G as edges.

For (3), since π_G is a flip plan, it suffices to show that some shortest flip path contains all the flips in π_G . We prove a stronger statement that *every* shortest flip path contains all the flips in π_G , which proves Proposition 2. Let $q = q_1, \dots, q_r$ be any shortest flip path for G . If π_G is empty, then q is empty and the theorem is proved. Otherwise, G contains at least one non-unit-length edge.

Claim: all flips in q replace edges with longer ones.

Assuming the claim, q contains all maximal flips in π_G , by Corollary 3. Let π'_G be π_G with its maximal flips removed and consider any maximal flip in π_G , and let it be performed on the Farey parallelogram P_{g_i, u_i} . If the longer point-pairs in P_{g_i, u_i} are not unit-length, then q must contain flips on their Farey parallelograms. These are the maximal flips in π'_G , by Lemma 7. By repeating this argument, we see that q contains all flips in π_G . Since π_G is a flip plan and q is a shortest flip path, q does not contain any other flips. This proves Theorem 5 and Proposition 2.

We conclude the proof by proving the above claim. Assume that some flip in q replaces an edge with a shorter one and let q_t be the first such flip, which replaces the edge (h, y) . Since (h, y) is not unit-length, the Farey parallelogram $P_{h, y}$ exists, and q_t is a flip on $P_{h, y}$, by Corollary 3. Also, since all edges in the starting triangulation of q are unit-length, we have $t > 1$. Hence, by the same corollary, some flip q_s , with $1 \leq s < t$, is on $P_{h, y}$ and adds (h, y) as an edge. The discussion above implies that the triangulations resulting from q_s and q_{t-1} contain the point-pairs in $P_{h, y}$ as edges. Therefore, since each flip between q_s and q_t replace an edge with a longer one, by assumption, the triangulation resulting from this flip also contains the point-pairs in $P_{h, y}$ as edges. If neither (h, y) nor the shorter diagonal of $P_{h, y}$ is a point-pair in G , then removing q_s and q_t from q yields a shorter flip path between the equilateral triangulation and T'' . Otherwise, we can obtain a similar outcome

by removing either q_s from q if the shorter diagonal of $P_{h,y}$ is a point-pair in G , or q_t from q if (h, y) is a point-pair in G . Thus, in all cases we contradict the fact that q is a shortest flip path, proving the claim. \square

Proof of Theorem 3. If the given point-pair is unit-length, then the fact that its flip plan is minimum follows from Theorem 5 and the complexity statement follows from Corollary 1. Otherwise, the theorem follows from Theorem 5. \square

6. MINIMUM FLIP PLANS STARTING FROM ANY MINIMUM TRIANGULATION

In this section, we generalize Theorem 5 by allowing the starting triangulation to be any *minimum triangulation* (Definition 16). Then, we show that any triangulation is a minimum triangulation containing a set of edges, as discussed in Section 2.

Note 4. From here on, unless otherwise specified, π_G denotes the flip plan output by Algorithm Multi Flip Plan on an input set G of point-pairs.

Additionally, consider a lattice point-set $S = L \cap \Omega$. We can treat the boundary line-segments of the polygon Ω as a set of point-pairs. We denote this set by Ω , and it will be clear from context whether we are referring to a polygon or a set of point-pairs.

We begin with definitions and then state the main theorem of this section.

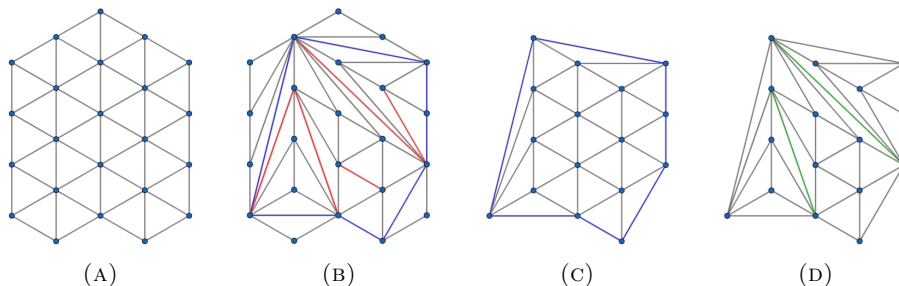


FIGURE 11. (a) and (c) Minimum triangulations (Definition 16). (b) A minimum triangulation containing the set of blue and red point-pairs as edges. (d) A minimum triangulation containing the set of green point-pairs as edges. The blue edges from (b) are the polygonal boundary edges in (c) and (d). See below.

Definition 15 (Point-pairs that are independent in a Particular Lattice Point-set). A set $G = \{(g_1, u_1), \dots, (g_n, u_n)\}$ of point-pairs in a lattice point-set $S = L \cap \Omega$ is independent in S if and only if G does not contain any point-pair in Ω and the maximum independent subset of $G \cup \Omega$ contains G .

For any set of point-pairs G and any lattice point-set S , note that G has a unique maximal subset that is independent in S , which we call the *maximum subset of G that is independent in S* . If S admits an equilateral triangulation, then G is independent in S if and only if it is independent as in Definition 14. Additionally, the *maximum independent set* of a triangulation T of S is the maximum subset of edges in T that is independent in S .

For example, consider Figure 11 and let G be the set of red edges in (b), G' be the set of green edges in (d), Ω be the set of blue edges in (b)-(d), and Ω' be the subset of all non-unit-length edges in Ω . Also, let S be the lattice point-set in (a) and (b) and let S' be the lattice point-set in (c) and (d). The set $G' \cup \Omega'$ is both the maximum independent subset of $G \cup \Omega$ and the maximum subset of $G \cup \Omega$ that is independent in S . The set G' is the maximum subset of $G \cup \Omega$ that is independent in S' .

Definition 16 (Minimum Triangulations). *Let G be a set of point-pairs that are edges in some triangulation of a lattice point-set S and let G' be its maximum subset that is independent in S .*

- A minimum triangulation, denoted by $MT(S)$, is a triangulation such that each of its edges is either unit-length or some point-pair in the Farey parallelogram for the edge is not an edge in $MT(S)$.
- A minimum triangulation containing G as edges, denoted by $MT(S, G)$, is a triangulation containing G as edges such that G' is the set of all edges for which the point-pairs in their Farey parallelograms are edges in $MT(S, G)$. If G' is empty, then $MT(S, G) = MT(S)$.

See Figure 11 for examples of these triangulations. Lemma 14, below, shows that these triangulations are unique. Given their uniqueness, we can state the main theorem of this section as follows. Recall that a set of constraint edges is a set of point-pairs that must be edges in all triangulations along a flip path.

Theorem 6 (Constrained Minimum Flip Plans that Start from Minimum Triangulations). *Let F be a set of constraint edges and let G be a set of point-pairs in a lattice point-set $S = L \cap \Omega$ such that $F \cup G$ are edges in some triangulation of S . Also, consider the flip plans π_Ω , π_F , and π_G . Then, the following statements are true.*

- (1) $\pi_G \setminus (\pi_\Omega \cup \pi_F)$ is a minimum flip plan constrained by F that starts from the minimum triangulation $MT(S, F)$ and forces G to become edges,
- (2) $\pi_G \setminus (\pi_\Omega \cup \pi_F)$ is a minimum flip plan constrained by F between $MT(S, F)$ and the minimum triangulation $MT(S, F \cup G)$, and
- (3) all minimum flip plans of the above types have the same set of flips.

The theorem is proved using Lemmas 14 and 15, below. The proofs of these lemmas are given in C.1 and C.2, respectively.

Lemma 14 (Unique Minimum Triangulations). *Consider a set G of point-pairs that are edges in some triangulation of a lattice point-set S . The minimum triangulation of S containing G as edges is unique.*

The proof of Lemma 14 goes as follows. First, we prove the Lemma when $S = L \cap \Omega$ admits an equilateral triangulation (Lemma 24). In the case where S does not admit such a triangulation, we consider a point-set S' that contains S and which does admit an equilateral triangulation. Then, we show that removing the points in $S' \setminus S$ from the unique minimum triangulation $MT(S', \Omega \cup G)$ yields a minimum triangulation $MT(S, G)$. Finally, we prove that $MT(S, G)$ is unique by showing that distinct triangulations of S that contain G as edges correspond to distinct minimum triangulations of S' that differ in their edges between points in S . As an illustration of this proof, refer to the minimum triangulations in Figure

11 (b) and (d) and let G be the red edges and Ω be the blue edges. The set of green edges is the maximum subset of G that is independent in point-set in Figure 11(d).

Lemma 15 (Constrained Minimum Flip Plans Starting from an Equilateral triangulation). *Let F be a set of constraint edges and a let G be a set of point-pairs in a lattice point-set S such that $F \cup G$ is a subset of edges of some triangulation of S . Also, consider the flip plans π_F and π_G . Then, the following statements are true.*

- (1) $\pi_G \setminus \pi_F$ is a minimum flip plan constrained by F that starts from the minimum triangulation $MT(S, F)$ and forces G to become edges,
- (2) $\pi_G \setminus \pi_F$ is a minimum flip plan constrained by F between $MT(S, F)$ and the minimum triangulation $MT(S, F \cup G)$, and
- (3) all minimum flip plans of the above types have the same set of flips.

To prove Lemma 15, we use the above-mentioned Lemma 24 to show that if any of the lemma statements is false, then so is Theorem 5, which is a contradiction.

We are now ready to prove the Theorem 6.

Proof of Theorem 6. Consider a lattice point-set S' that contains S and admits an equilateral triangulation. Since $F \cup G$ is a subset of edges of some triangulation of S , and all triangulations of S contain Ω as edges, $\Omega \cup F \cup G$ is a subset of edges of some triangulation of S' . Hence, $\pi_G \setminus (\pi_\Omega \cup \pi_F)$ is a minimum flip plan constrained by $\Omega \cup F$ that starts from the minimum triangulation $MT(S', \Omega \cup F)$ and forces G to become edges, by Lemma 15. Additionally, the target triangulation of $\pi_G \setminus (\pi_\Omega \cup \pi_F)$ is the minimum triangulation $MT(S', \Omega \cup F \cup G)$.

Next, as in the proof of Lemma 14 (see C.1 and above proof sketch), removing the points in $S' \setminus S$ from these triangulations yields the minimum triangulations $MT(S, F)$ and $MT(S, F \cup G)$. We will show that all flips in $\pi_G \setminus (\pi_\Omega \cup \pi_F)$ are on Farey parallelograms contained in S . This demonstrates that $\pi_G \setminus (\pi_\Omega \cup \pi_F)$ is a flip plan constrained by F that starts from the $MT(S, F)$ and forces G to become edges. Moreover, its target triangulation is $MT(S, F \cup G)$.

Assume to the contrary that some flip in $\pi_G \setminus (\pi_\Omega \cup \pi_F)$ is on a Farey parallelogram $P_{h,y}$, for a point-pair (h, y) , with a vertex in $S' \setminus S$. Since each point-pair in G is between points in S , this implies that the line-segments of a point-pair in $P_{h,y}$ and a point-pair in Ω intersect. Hence, these point-pairs cannot both be edges in the same triangulation. However, as noted above, $\pi_G \setminus (\pi_\Omega \cup \pi_F)$ is constrained by $\Omega \cup F$, and so this is a contradiction.

Finally, if $\pi_G \setminus (\pi_\Omega \cup \pi_F)$ is not a minimum flip plan as described by either Statement (1) or (2), then we can easily obtain a contradiction as in the proof of Lemma 15. \square

We conclude this section with the following proposition.

Proposition 3 (Identity Map Between Triangulations and Minimum Triangulations). *Let T be a triangulation of a lattice point-set S and let G' be its maximum independent set. Then, the map that takes T to the the minimum triangulation of S containing G' as edges is the identity map.*

Proof. Let $S = L \cap \Omega$ and let G be the set of all edges in T . It suffices to show that the composition of the map that sends T to G' and the map that sends G' to the minimum triangulation $MT(S, G')$ is the identity map. First, observe that these maps are well-defined. Second, by Statements (1) of Theorem 6, T is the target

triangulation of $\pi_G \setminus \pi_\Omega$. Furthermore, by Statement (2) of this theorem, T is the minimum triangulation $MT(S, G)$. Finally, by definition, $MT(S, G)$ is $MT(S, G')$. Thus, the second map sends G' to T . \square

7. A CONSTRAINED MINIMUM FLIP PLAN BETWEEN TWO TRIANGULATIONS

In this section, we prove Theorems 1 and 2, stated in Section 2. Theorem 1 follows from Theorem 7 and Lemma 16, below. We require the following definitions to state and prove Theorem 7.

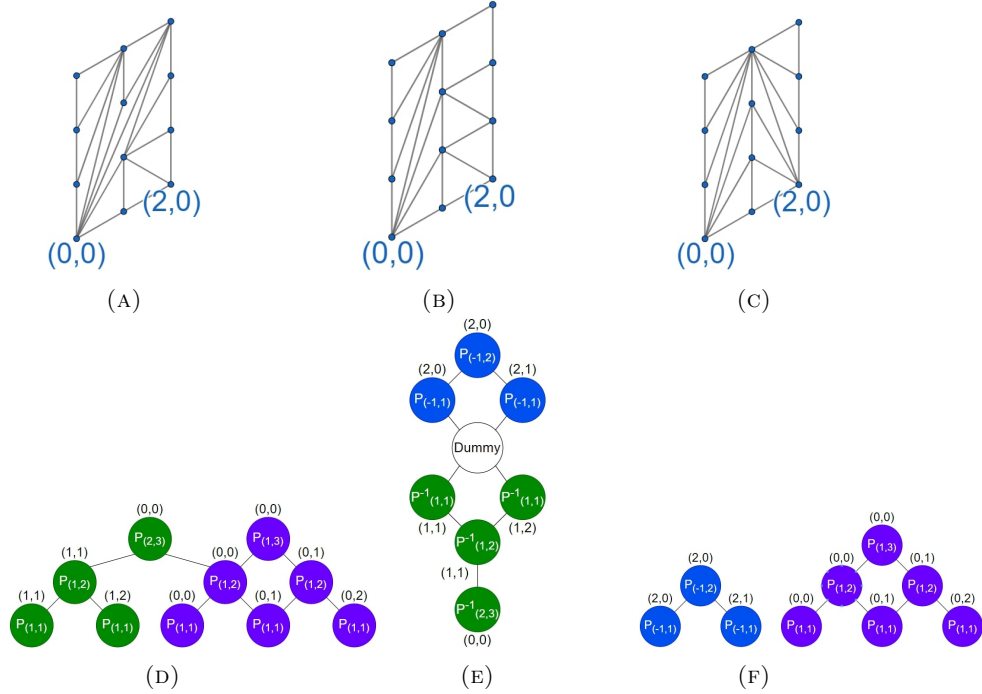


FIGURE 12. (d) and (f) Minimum flip plans π_1 and π_2 that start from an equilateral triangulation and end with the triangulations in (a) and (c), respectively. The poset $\pi_1 \cap \pi_2$ (Definition 17) is shown in purple, $\pi_1 \setminus \pi_2$ is shown green, and $\pi_2 \setminus \pi_1$ is shown in blue. (e) The minimum flip plan $\pi_1^{-1} || \pi_2$ between the triangulations in (a) and (c), where concatenation is handled using a dummy flip (see proof of Proposition 4). Inverse flips are denoted by a superscript “-1.” (b) The target triangulation of π_1^{-1} . See Definition 18 and below.

Definition 17 (Poset Intersection). *The intersection $\pi \cap \pi'$ of two posets π and π' of flips is the maximum-size poset contained in both π and π' .*

For example, see Figure 9.

Definition 18 (Inverse Flip and Inverse Flip Plan). *The inverse of a flip on a Farey parallelogram $P_{g,u}$ that adds the point-pair (g, u) as an edge is the flip on $P_{g,u}$ that replaces the edge (g, u) with the shorter diagonal of $P_{g,u}$.*

The inverse π^{-1} of a flip plan π , whose flips are on Farey parallelograms and replace edges with longer ones, is obtained from π by reversing all relations in its partial order and inverting all of its flips.

For example, consider the flip plans $\pi_{(1,6),(0,0)}$ and $\pi_{(3,5),(0,0)}$ in Figure 6. The inverses of these flip plans contain inverse flips on the Farey parallelograms $P_{(1,6),(0,0)}$ and $P_{(3,5),(0,0)}$ as minimal elements. Furthermore, the union of these inverse flip plans is a flip plan whose starting triangulation is the one in Figure 7g and whose target triangulation is the equilateral triangulation in Figure 7a.

Theorem 7 (Constrained Minimum Flip Plan Between Minimum Triangulations). *Let F be a set of constraint edges and let $G \cup F$ and $G' \cup F$ be sets of point-pairs that are each edges in some triangulation of a lattice point-set $S = L \cap \Omega$. Then, the poset*

$$(\pi_G \setminus (\pi_\Omega \cup \pi_F \cup \pi_{G'}))^{-1} || (\pi_{G'} \setminus (\pi_\Omega \cup \pi_F \cup \pi_G)),$$

is a minimum flip plan constrained by F between the minimum triangulations $MT(S, F \cup G)$ and $MT(S, F \cup G')$. Furthermore, all minimum flip plans between these triangulations contain the same set of flips.

Proof. Let π be the poset given by the theorem and consider the flip plans π_Ω , π_F , π_G , $\pi_{G'}$, and $\pi_H = \pi_G \cap \pi_{G'}$, where H is the set of point-pairs added by the maximal flips in this intersection. First, we show that π is a flip plan between the minimum triangulations $MT(S, F \cup G)$ and $MT(S, F \cup G')$. By the Theorem 6, $\pi_G \setminus (\pi_\Omega \cup \pi_F)$ is a minimum flip plan constrained by F between the minimum triangulations $MT(S, F)$ and $MT(S, F \cup G)$. Similarly, $\pi_{G'} \setminus (\pi_\Omega \cup \pi_F)$ is a minimum flip plan constrained by F between $MT(S, F)$ and $MT(S, F \cup G')$. Since π_H is a subposet of both π_G and $\pi_{G'}$, $\pi_H \setminus (\pi_\Omega \cup \pi_F)$ is a minimum flip plan constrained by F between $MT(S, F)$ and the minimum triangulation $MT(S, F \cup H)$. Hence, we get that $\pi_{G'} \setminus (\pi_\Omega \cup \pi_F \cup \pi_H)$ is a minimum flip plan constrained by F between $MT(S, F \cup H)$ and $MT(S, F \cup G')$. Similarly, $\pi_G \setminus (\pi_\Omega \cup \pi_F \cup \pi_H)$ is a minimum flip plan constrained by F between $MT(S, F \cup H)$ and $MT(S, F \cup G)$. The fact that π is a flip plan between $MT(S, F \cup G)$ and $MT(S, F \cup G')$ follows easily from the observations that $\pi_G \setminus \pi_{G'} = \pi_G \setminus \pi_H$ and $\pi_{G'} \setminus \pi_G = \pi_{G'} \setminus \pi_H$.

Next, we prove that π is a minimum flip plan that starts from $MT(S, F \cup G)$ and ends with $MT(S, F \cup G')$ by demonstrating that any shortest flip path $p = p_1, \dots, p_n$ that starts from $MT(S, F \cup G)$ and ends with $MT(S, F \cup G')$ contains all flips in π . It suffices to show that p contains all flips in $\pi' = (\pi_G \setminus (\pi_\Omega \cup \pi_F \cup \pi_{G'}))^{-1}$. If this is true, then swapping the roles of G and G' shows that p contains all flips in $\pi_{G'} \setminus (\pi_\Omega \cup \pi_F \cup \pi_G)$, and hence π . This proves the theorem.

We now complete the proof by showing that p contains all flips in π' . If π' is empty, then we are done. Otherwise, let s^{-1} be any inverse flip in π' , where s^{-1} is the inverse of some flip s in $\pi_G \setminus (\pi_\Omega \cup \pi_F \cup \pi_{G'})$. Also, consider the triangulations T_0, \dots, T_n resulting from each flip in p and let π_i be the minimum flip plan that starts from the minimum triangulation $MT(S)$ and forces the maximum independent set of T_i to become edges, given by Theorem 6. As in the proof of Proposition 3, T_i is the target triangulation of π_i . Hence, it is easy to see that each flip in $\pi_G \setminus (\pi_\Omega \cup \pi_F \cup \pi_{G'})$, including s , is contained in π_0 but not π_n . Additionally, note that π_i and π_{i+1} differ by a single maximal flip, for all $0 \leq i \leq n-1$. These facts imply the existence of an integer $0 \leq j \leq n-1$ such that s is contained in π_j but not π_{j+1} and π_{j+1} can be obtained from π_j by deleting s . This implies that s^{-1} is

the unique flip that transforms T_j into T_{j+1} . Thus, p contains s^{-1} , and the proof is complete. \square

Lemma 16 (Constrained Minimum Flip Plan Between Triangulations). *Let T and T' be any two triangulations of a lattice point-set whose edge sets are G and G' , respectively, and whose maximum independent sets are H and H' , respectively. Also, let F be a set of constraint edges of both T and T' . Then, the minimum flip plan obtained by applying Theorem 7 to either F, G , and G' or F, H , and H' is a minimum flip plan constrained by F between T and T' .*

Proof. By Proposition 3, T and T' are the minimum triangulations $MT(S, H)$ and $MT(S, H')$, respectively. Also, by definition, we have $MT(S, H) = MT(S, F \cup H) = MT(S, F \cup G)$ and $MT(S, H') = MT(S, F \cup H') = MT(S, F \cup G')$. Thus, the lemma follows by applying Theorem 7 to either F, G , and G' or F, H , and H' . \square

Proof of Theorem 1. The theorem follows immediately from applying Lemma 16 to the given triangulations. \square

Next, Proposition 5 gives a large class of pairs of triangulations such that the constrained minimum flip plan between them can be computed in time linear its total number of flips. The proof of this proposition requires Proposition 4, below.

Proposition 4 (Overall Complexity of Computing Constrained Minimum Flip Plans). *Consider a lattice point-set $S = L \cap \Omega$ and a set F of constraint edges. Given the maximum independent subset Ω' of point-pairs in Ω and the maximum independent sets G and G' of two triangulations T and T' of S , respectively, a constrained minimum flip plan between T and T' can be computed in $O(|\pi_\Omega| + |\pi_G| + |\pi_{G'}|)$ time.*

Proof. By Lemma 16, the minimum flip plan π obtained by applying Theorem 7 to F, G , and G' is a constrained minimum flip plan between T and T' . Hence, it suffices to show that we can compute π in the desired time. By definition, Ω', G , and G' are each a set of distinct non-unit-lengths edges. Consequently, by Theorem 5, the flip plans $\pi_{\Omega'}$, π_G , and $\pi_{G'}$ can be computed in $O(|\pi_{\Omega'}| + |\pi_G| + |\pi_{G'}|)$ time. Observe that $\pi_\Omega = \pi_{\Omega'}$ and π_F is a subset of both π_G and $\pi_{G'}$. Therefore, $|\pi_\Omega| = |\pi_{\Omega'}|$ and we can rewrite π as

$$(\pi_G \setminus (\pi_\Omega \cup \pi_{G'}))^{-1} | | (\pi_{G'} \setminus (\pi_\Omega \cup \pi_G)).$$

The poset unions and inversion in π can clearly be computed in $O(|\pi_\Omega| + |\pi_G| + |\pi_{G'}|)$ time. Additionally, as discussed in Remark 1 in Section 5, the poset differences in π can also be computed in this time. Lastly, poset concatenation can be handled in the desired time by adding a dummy flip to π that is the parent of all maximal flips in $(\pi_G \setminus (\pi_\Omega \cup \pi_{G'}))^{-1}$ and the child of all minimal flips in $\pi_{G'} \setminus (\pi_\Omega \cup \pi_G)$. This completes the proof. \square

Proposition 5 (Output Sensitive Complexity). *Let T and T' be triangulations of a lattice point-set $S = L \cap \Omega$ whose maximum independent sets are G and G' , respectively. If π_Ω and $\pi_G \cap \pi_{G'}$ are empty, then a constrained minimum flip plan π between T and T' can be found in $O(|\pi|)$ time.*

Proof. Assume that π_Ω and $\pi_G \cap \pi_{G'}$ are empty and let F be a set of constraint edges of both T and T' . By Lemma 16, the minimum flip plan π obtained by applying Theorem 7 to F, G , and G' is a minimum flip plan constrained by F

between T and T' . Hence, it suffices to show that π can be computed in $O(|\pi|)$ time.

By our assumptions, π can be rewritten as $\pi_G^{-1} \parallel \pi_{G'}$. Since G and G' each contain only distinct non-unit-length edges, by definition, Theorem 5 tells us that π_G and $\pi_{G'}$ can be computed in $O(|\pi_G| + |\pi_{G'}|)$ time, and hence in $O(|\pi|)$ time. Finally, the poset union, inversion, and concatenation in π can be computed in $O(|\pi|)$ time, as noted in the proof of Proposition 4. This proves the proposition. \square

Finally, we prove Theorem 2.

Proof of Theorem 2. Let T and T' be triangulations of an n -point rectangular lattice point-set $S = L \cap \Omega$. Since a triangulation of any point-set with n points contains $O(n)$ edges, for any standard representation of a triangulation (e.g., a doubly connected edge list), it is easy to see that we can obtain the sets G and G' of all edges in T and T' , respectively, represented as point-pairs in a three-direction lattice in $O(n)$ time. Let F be a set of constraint edges contained in both G and G' and let H and H' be the maximal independent sets of T and T' , respectively. By Lemma 16, the minimum flip plan π obtained by applying Theorem 7 to F , H , and H' is a minimum flip plan constrained by F between T and T' . Therefore, it suffices to show that we can compute π in $O(n^{\frac{3}{2}})$ time.

By definition, the edges in H and H' are the only ones in either T or T' such that the point-pairs in their Farey parallelograms are also edges. Hence, since G and G' contain all edges in T and T' , respectively, it is easy to see that we can compute H and H' in $O(n)$ time. Furthermore, since S is rectangular, Ω contains only unit-length edges. This implies that the maximum independent subset of point-pairs in Ω is empty. Therefore, by Proposition 4, π can be computed in $O(|\pi_H| + |\pi_{H'}|)$ time. Finally, since π_H and $\pi_{H'}$ are both flip plans that start from the equilateral triangulation of S , Lemma 1 tells us that $|\pi_H| + |\pi_{H'}| = O(n^{\frac{3}{2}})$, which proves the theorem. \square

8. CONCLUSION AND FURTHER WORKS

We have elucidated the structure of constrained, shortest flip paths between lattice triangulations, given algorithms with improved complexity over previous algorithms, and given output-sensitive algorithms to compute these paths. While the exposition uses closed polygonal regions Ω , this restriction can be removed and we can simply treat the point-pairs of Ω as constraint edges. In fact, all our results can be restated for infinite lattice triangulations that differ by finitely many edges from the infinite equilateral lattice triangulation.

While out of the scope of this paper, significant consequences of our structural result are that any minimum flip plan generated by our algorithms (or simple modifications of them) is in fact *unique*, as it the least-restrictive (minimum height) poset: i.e. not only are all of its consistent linear orderings shortest flip paths, by definition, but in fact every shortest flip path is consistent with the minimum flip plan. Both the size and height of the least-restrictive minimum flip plans given in this paper are in fact metrics on the space of lattice triangulations (satisfy the triangle inequality). This solves the optimal simultaneous flip path problems for lattice triangulations according to the measures studied in both the combinatorial [13, 14] and geometric [15, 16] settings.

The motivation in [18] for studying lattice triangulations is to prove bounds for the mixing times of Markov chains over weighted lattice triangulations. This weighting determines whether the Markov chain favors transitions to lattice triangulations containing short edges or to those containing long edges. In both cases, mixing time bounds expressed in terms of the size of the point-set are conjectured, and weak versions of these conjectures are proved. It is suggested that a deeper look into the structure of flip paths between lattice triangulations is necessary to prove the full conjecture, and we believe that the structural results about flip plans proved in this paper are sufficient for this purpose.

ACKNOWLEDGMENTS

We thank Maxwell Nolan for computational experiments that led to some of the questions answered in this paper.

REFERENCES

- [1] K. Wagner, Bemerkungen zum vierfarbenproblem, Jahresbericht der Deutschen Mathematiker-Vereinigung 46 (1936) 26–32.
- [2] A. Dewdney, Wagner’s theorem for torus graphs, Discrete Mathematics 4 (2) (1973) 139–149.
- [3] S. Negami, S. Watanabe, Diagonal transformations of triangulations on surfaces, Tsukuba J. Math 14 (1990) 155–166.
- [4] S. Negami, Diagonal flips in triangulations of surfaces, Discrete Mathematics 135 (1-3) (1994) 225–232.
- [5] S. Negami, et al., Diagonal flips of triangulations on surfaces, a survey (1999).
- [6] R. Connelly, S. J. Gortler, Packing disks by flipping and flowing, Discrete & Computational Geometry (2020) 1–24.
- [7] C. L. Lawson, Transforming triangulations, Discrete mathematics 3 (4) (1972) 365–372.
- [8] N. Dyn, I. Goren, S. Rippa, Transforming triangulations in polygonal domains, Computer Aided Geometric Design 10 (6) (1993) 531–536.
- [9] E. Osherovich, A. M. Bruckstein, All triangulations are reachable via sequences of edge-flips: an elementary proof, Computer Aided Geometric Design 25 (3) (2008) 157–161.
- [10] J. A. De Loera, J. Rambau, F. Santos, Triangulations Structures for algorithms and applications, Springer, 2010.
- [11] O. Aichholzer, W. Mulzer, A. Pilz, Flip distance between triangulations of a simple polygon is np-complete, Discrete & computational geometry 54 (2) (2015) 368–389.
- [12] F. Hurtado, M. Noy, J. Urrutia, Flipping edges in triangulations, Discrete & Computational Geometry 22 (3) (1999) 333–346.
- [13] J. Galtier, F. Hurtado, M. Noy, S. Pérennes, J. Urrutia, Simultaneous edge flipping in triangulations, International Journal of Computational Geometry & Applications 13 (02) (2003) 113–133.
- [14] D. L. Souvaine, C. D. Tóth, A. Winslow, Simultaneously flippable edges in triangulations, in: Spanish Meeting on Computational Geometry, Springer, 2011, pp. 138–145.
- [15] P. Bose, J. Czyzowicz, Z. Gao, P. Morin, D. R. Wood, Simultaneous diagonal flips in plane triangulations, Journal of Graph Theory 54 (4) (2007) 307–330.
- [16] J.-L. De Carufel, T. Kaykobad, Transforming plane triangulations by simultaneous diagonal flips, Information Processing Letters 170 (2021) 106120.
- [17] D. Eppstein, Happy endings for flip graphs, in: Proceedings of the twenty-third annual symposium on Computational geometry, 2007, pp. 92–101.
- [18] P. Caputo, F. Martinelli, A. Sinclair, A. Stauffer, Random lattice triangulations: Structure and algorithms, Ann. Appl. Probab. 25 (3) (2015) 1650–1685. doi:10.1214/14-AAP1033. URL <https://doi.org/10.1214/14-AAP1033>
- [19] S. Kanemitsu, M. Yoshimoto, Farey series and the riemann hypothesis, Acta Arithmetica 75 (4) (1996) 351–374.
- [20] A. Benhfid, Y. Taouil, et al., Reversible steganographic method based on interpolation by bivariate linear box-spline on the three directional mesh, Journal of King Saud University-Computer and Information Sciences 32 (7) (2020) 850–859.

- [21] L. Condat, D. Van De Ville, Three-directional box-splines: Characterization and efficient evaluation, IEEE Signal Processing Letters 13 (7) (2006) 417–420.

APPENDIX A. PROOF DETAILS FOR SECTION 4

A.1. Proof of Lemma 8. The proof of Lemma 8 requires Lemmas 17, 18, and 19, below.

Lemma 17 (Flippable Farey Parallelograms). *Consider a point-pair (g, u) in an equilateral lattice point-set such that the Farey plan for g has length at least 2. Let the longer point-pairs in the Farey parallelogram for (g, u) be (g_1, u) and (g_1, v) and let $g_2 = g - g_1$. If some flip path p between an equilateral triangulation and some triangulation T' contains flips on the Farey parallelograms $P_{g_1, u}$ and $P_{g_1, v}$ and if (g_1, u) , (g_2, u) , (g_1, v) , $(g_2, u + g_1)$, and $(g_1 - g_2, v)$ are edges in T' , then a flip on $P_{g, u}$ can be performed in T' .*

Proof. Since the Farey plan for g has length at least 2, the point-pairs in the Farey parallelogram $P_{g, u}$ are edges in T' , by Lemma 6. Also, since g does not belong to the equivalence classes $(0, 1)$ or $(1, 1)$, g_1 is not unit-length and the Farey parallelogram P_{g_1} exists. Consider the two triangulations T_1 and T_2 resulting from the flips in p on the Farey parallelograms $P_{g_1, u}$ and $P_{g_1, v}$, respectively. Since these flips were able to be performed, the regions in T_1 bounded by $P_{g_1, u}$ and $P_{g_1, v}$ contain only the edges (g_1, u) and (g_1, v) , respectively. Thus, by Lemma 6, the region in T' bounded by $P_{g, u}$ contains only the shorter diagonal edge of $P_{g, u}$, and so a flip on $P_{g, u}$ can be performed in T' . \square

Lemma 18 (Length-increasing Flips). *Consider the poset $\pi_{g, u}$ output by Algorithm Flip Plan on an input point-pair (g, u) .*

- (1) *All flips in $\pi_{g, u}$ replace edges with longer ones.*
- (2) *All flips in $\pi_{g, u}$ that are not minimal add edges that are longer than the edges added by their child flips.*
- (3) *The only flip in $\pi_{g, u}$ that adds an edge that is longer than a longer point-pair in the Farey parallelogram $P_{g, u}$ is the flip on $P_{g, u}$.*

Proof. Statement (1) is immediate from the construction of the poset $\pi_{g, u}$. Statement (2) follows directly from repeated application of Lemma 7. Lastly, Statement (3) is a consequence of Statement (2). \square

Lemma 19 (Extending Adjacent Flip Plans). *Let (g, u) and (g, v) be adjacent point-pairs in an equilateral lattice point-set such that the Farey plan for g has length at least 2. Also, let (g_1, u_1) and (g_1, u_2) be the longer point-pairs in the Farey parallelogram for (g, u) and let (g_1, u_3) and (g_1, u_4) be the longer point-pairs in the Farey parallelogram for (g, v) . Lastly, on inputs (g, u) and (g, v) , let $\pi_{g, u}$ and $\pi_{g, v}$ be the posets output by Algorithm Flip Plan, respectively. Then, Statement (1) implies Statement (2) below:*

- (1) *The poset $\pi_{g, u} \cup \pi_{g, v}$ with its two maximal flips removed is a flip plan for (g_1, u_1) , (g_1, u_2) , (g_1, u_3) , and (g_1, u_4) .*
- (2) *The poset $\pi_{g, u} \cup \pi_{g, v}$ is a flip plan for (g, u) and (g, v) .*

Proof. Assume Statement (1) is true and consider any consistent linear ordering p of $\pi_{g, u} \cup \pi_{g, v}$. This sequence of flips can be split into subsequences $p = p_1 p' p_2 p''$ such that p' and p'' are flips on the Farey parallelograms $P_{g, u}$ and $P_{g, v}$, respectively.

By assumption, p_1 is a flip path that starts from the equilateral triangulation T . We will show that (i) p_1p' , (ii) $p_1p'p_2$, and (iii) $p_1p'p_2p''$ are flip paths starting from T one at a time. Then, since the target triangulation of the flip path p_1p' contains (g, u) and no flip in $\pi_{g,u} \cup \pi_{g,v}$ removes (g, u) , by Lemma 18 (1) and (3), the target triangulation of p contains (g, u) and (g, v) . Thus, the lemma is proved.

For (i), observe that p_1 contains all flips in the poset $\pi_{g,u}$, except for the maximal flip on $P_{g,u}$. Since the Farey plan for g has length at least 2, the Farey parallelogram for g_1 exists. Hence, by Lemma 7, p_1 contains a flip s on P_{g_1,u_1} , and the triangulation resulting from s contains (g_1, u_1) and the point-pairs in P_{g_1,u_1} as edges. If some flip in p_1 after s removes one of these edges, then the Farey parallelogram of the first flip that does so contains (g_1, u_1) , by Lemma 18 (1). The edge added by this flip is longer than (g_1, u_1) , so, by Lemma 18 (3), this flip must be p' , which is a contradiction. Therefore, no flip in p_1 after s removes (g_1, u_1) or an edge in P_{g_1,u_1} . This implies that the target triangulation T' of p_1 contains (g_1, u_1) and the point-pairs in P_{g_1,u_1} as edges. Similarly, T' contains (g_1, u_2) and the point-pairs in P_{g_1,u_2} as edges. Consequently, by Lemma 17, the flip p' can be performed after p_1 , and so (i) is true.

For (ii), if p_2 is empty, then (ii) follows from (i). Otherwise, assume that some flip along $p_1p'p_2$ cannot be performed, and let s be the first such flip, which adds the edge (h, y) . By (i), s is contained in both p_2 and $\pi_{g_1,v}$. Additionally, by assumption, s can be performed along the flip path p_1p_2 . Hence, the point-pairs in the Farey parallelogram $P_{h,y}$ are edges of the triangulation preceding s in p_1p_2 . The facts above imply that the flip p' on $P_{g,u}$ removes one of these edges, which must be the shorter diagonal of $P_{g,u}$. However, as argued above, T' contains (g_1, u_1) , (g_1, u_2) , P_{g_1,u_1} , and P_{g_1,u_2} as edges. A similar argument shows that no flip in p_1p_2 removes any of these edges, so they are edges in the triangulation preceding s along p_1p_2 . Therefore, $P_{h,y}$ contains one of the longer point-pairs in $P_{g,u}$. This implies that s adds an edge whose vector is longer than the vector of this point-pair, and so s is the flip p'' , by Lemma 18 (3). This is a contradiction, so (ii) is true.

For (iii), we can use (ii) and an argument similar to (ii) to show that the point-pairs in $P_{g,v}$ and the shorter diagonal of $P_{g,v}$ are edges in the target triangulation of the flip path $p_1p'p_2$ and no flip in this flip path removes an edge in $P_{g,v}$ or the shorter diagonal of $P_{g,v}$. Thus, (iii) follows from Lemma 17, and the lemma is proved. \square

Proof of Lemma 8. It suffices to show that Statements (1) and (2) imply Statement (1) of Lemma 19, and then the lemma follows by applying Lemma 19. Let π' be the poset $\pi_{g,u} \cup \pi_{g,v}$ with its maximal two flips removed and let $p = p_1, \dots, p_n$ be any consistent linear ordering of π' . Assume that, starting from the equilateral triangulation T , p_t is the first flip in p that cannot be performed, and let (h, y) be the edge added by this flip. By assumption, the subsequence $p' = p_1, \dots, p_{t-1}$ is a flip path that starts from T . Note that if $t = n$, then we can use Lemma 18 (1) and (3) to show that Statement (1) of Lemma 19 is true, and so we are done. Hence, assume that $t < n$.

Next, if p_t is a minimal flip in π' , then (h, y) belongs to the equivalence class $(1, 1)$ and its Farey parallelogram $P_{h,y}$ consists of unit-length point-pairs. Observe that the point-pairs in $P_{h,y}$ are edges of T , and the region bounded by these edges contains only a unit-length edge. Hence, some flip in p' must remove an edge in $P_{h,y}$. The first flip that does so adds an edge whose Farey parallelogram contains

some edge in $P_{h,y}$ and the shorter diagonal of $P_{h,y}$. This implies that the defining coordinate pair of the added edge is different than that of (h,y) . However, by construction, all edges added by flips in π' have the same defining coordinate pair, so we get a contradiction.

Therefore, assume that p_t is not a minimal flip in π' . Also, let $P_{h,y} = \{(h_1, y), (h_2, y+h_1), (h_2, y), (h_1, y+h_2)\}$, where h_1 is longer than h_2 . Since p_t is not a minimal flip, the Farey plan for h has length at least 2, and so the Farey parallelograms $P_{h_1,y}$ and $P_{h_1,y+h_2}$ exist. Hence, the shorter diagonal of $P_{h,y}$ is $(h_1 - h_2, y + h_2)$, and it is shared by $P_{h_1,y}$ and $P_{h_1,y+h_2}$, by Lemma 6. By Lemma 7, p' contains a flip p_s on $P_{h_1,y}$, and the triangulation resulting from p_s contains (h_1, y) , (h_2, y) , and $(h_1 - h_2, y + h_2)$ as edges. Similarly, some triangulation resulting from another flip in p' contains $(h_1, y + h_2)$, $(h_2, y + h_1)$, and $(h_1 - h_2, y + h_2)$ as edges.

Finally, if the target triangulation T' of p' contains the point-pairs in $P_{h,y}$ and the shorter diagonal of $P_{h,y}$ as edges, then $p'p_t$ is a flip path that starts from T , by Lemma 17, and we are done. Otherwise, some flip p_r in p' , with $s + 1 \leq r \leq t - 1$, removes either (h_1, y) , (h_2, y) , or $(h_1 - h_2, y + h_2)$. Consider the case where some flip plan π_i contains both p_r and p_t , for some integer $1 \leq i \leq 4$. Then, the maximal subsequence $p''p_t$ of $p'p_t$ containing only flips in π_i is a flip path that starts from T , by assumption. However, since p'' contains p_r , Lemma 18 (1) tells us that the target triangulation of p'' does not contain either some point-pair in $P_{h,y}$ or the shorter diagonal of $P_{h,y}$ as an edge. This implies that $p''p_t$ is not a flip path, which is a contradiction. We arrive at a similar contradiction if some flip plan $\pi_i \cup \pi_j$ contains both p_r and p_t , for some distinct integers $1 \leq i, j \leq 4$. Since these cases are exhaustive, the lemma is proved. \square

A.2. Proof of Lemma 9.

Proof of Lemma 9. We proceed by induction on the size n of the Farey plan for the vector g . Let $\pi_{g,u}$ be the poset output by Algorithm Flip Plan on input (g, u) . Since (g, u) is not unit-length, n is at least 1 and $\pi_{g,u}$ is non-empty. When $n = 1$, (g, u) belongs to the equivalence class $(1, 1)$ and its bounding region is its Farey parallelogram. The only flip in $\pi_{g,u}$ is on this parallelogram, so the base case holds.

Next, assume the lemma holds when $n = k$, for any $k \geq 1$, and we will show it holds for $n = k + 1$. Clearly, the Farey parallelogram of the maximal flip in $\pi_{g,u}$ is contained in the bounding region for (g, u) . Consider the longer point-pairs (g_1, u) and (g_1, v) in the Farey parallelogram $P_{g,u}$. By Lemma 5, the Farey plan for g_1 has size k . Therefore, by Lemma 7 and the inductive hypothesis, the bounding regions for (g_1, u) and (g_1, v) contain all Farey parallelograms of the flips in $\pi_{g,u}$, except for the Farey parallelogram $P_{g,u}$ of the maximal flip. Lastly, by the definition of the inverse Farey-Flip map, (g_1, u) and (g_1, v) have the same defining coordinate pair as (g, u) , so their bounding regions are clearly contained in the bounding region for (g, u) . Thus, the lemma is proved by induction. \square

APPENDIX B. PROOF DETAILS FOR SECTION 5

B.1. Proof of Lemma 11.

Proof of Lemma 11. We proceed by induction on the length of the Farey plan for the vector g , say n . Since g is not unit-length, n is at least 1. When $n = 1$, (g, u) belongs to the equivalence class $(1, 1)$ and the flip plan $\pi_{g,u}$ contains a single flip

on the Farey parallelogram $P_{g,u}$. Clearly, the line-segment of (g, u) intersects the line-segment of the shorter diagonal of $P_{g,u}$.

Next, assume the lemma is true when $n = k$, for any $k \geq 1$, and we will show it is true when $n = k + 1$. The maximal flip in $\pi_{g,u}$ is on $P_{g,u}$, so the line-segment of (g, u) intersects the line-segment of the shorter diagonal of $P_{g,u}$. Let (g_1, u) and (g_1, v) be the longer point-pairs in $P_{g,u}$ and consider the flip plans $\pi_{g_1,u}$ and $\pi_{g_1,v}$. By Lemma 5, the inductive hypothesis states that the line-segment of the shorter diagonal of every Farey parallelogram in $\pi_{g_1,u}$ and $\pi_{g_1,v}$ intersects the line-segments of (g_1, u) and (g_1, v) , respectively. Wlog, if one of the line-segments of the shorter diagonal of some Farey parallelogram P in $\pi_{g_1,u}$ does not intersect the line-segment of (g, u) , then either P is not contained in the bounding region for (g_1, u) or we can use Lemma 6 to show that the region bounded by $P_{g,u}$ contains a lattice point. The former case contradicts Lemma 9 and the latter case contradicts Corollary 3. Therefore, the shorter diagonal of every Farey parallelogram in $\pi_{g_1,u}$ and $\pi_{g_1,v}$ intersects the line-segments of (g, u) . Finally, by Lemma 7, $\pi_{g_1,u} \cup \pi_{g_1,v}$ is $\pi_{g,u}$ with its maximal flip removed, and so the lemma is proved by induction. \square

B.2. Proof of Lemma 13. The proof of Lemma 13 requires a theorem given in [8] and Lemmas 11, 20, and 21, below. The idea is to show that if two point-pairs (g, u) and (g, v) do not have intersecting line-segments, then the line segment of (g, u) does not intersect the line-segment of a point-pair added by a flip in the flip plan $\pi_{g,v}$.

Theorem 8 ([8], Theorem 2.1). *Let (g, u) be a point-pair that is an edge in some triangulation of in a lattice point-set S . Then, for any triangulation T of S , there exists a flip path p that starts from T and forces (g, u) to become an edge such that all edges removed by flips in p intersect the line-segment of (g, u) .*

Lemma 20 (The Farey Parallelograms Resulting from Algorithm Multi Flip Plan). *Let G be a set of point-pairs that are edges in some triangulation of an equilateral lattice point-set and let G' be its maximum independent subset. Also, let π_G be the poset output by Algorithm Multi Flip Plan on input G . If some consistent linear ordering p of π_G is a flip path for G , then G' is the set of all non-unit-length edges of the target triangulation T' of p such that the point-pairs in each of their Farey parallelograms are edges of T' . Furthermore, if G' is empty, then every edge of T' is unit-length.*

Proof. If G' is empty, then π_G is empty. This implies that $T' = T$ is the equilateral triangulation. Hence, by definition, every edge of T' is unit-length, and so the lemma is proved.

Therefore, assume G' is non-empty. Then, the maximal flips in π_G are on the Farey parallelograms for point-pairs in G' , by definition. Hence, for any point-pair (g_i, u_i) in G' , the triangulation resulting from the maximal flip on the Farey parallelogram P_{g_i, u_i} contains the point-pairs in P_{g_i, u_i} as edges. If T' does not contain the point-pairs in P_{g_i, u_i} as edges, then some flip in π_G removes an edge in P_{g_i, u_i} . By Lemma 18 (1), the first flip to do so is performed on a Farey parallelogram containing (g_i, u_i) as a longer point-pair. Consequently, Lemma 7 implies that the flip on P_{g_i, u_i} is not maximal in π_G , which is a contradiction. Thus, T' contains the point-pairs in the Farey parallelograms for the point-pairs in G' as edges.

To see that these are the only non-unit-length edges in T' such that the point-pairs in their Farey parallelograms are edges of T' , first recall that every edge of

T is unit-length. Hence, the only candidate edges are those added by flips in π_G , other than the ones added by the maximal flips. However, using Lemma 11, we see that some edge in G' intersects the line-segment of some point-pair in the Farey parallelogram for each of these edges. Thus, for each of these edges, some point-pair in its Farey parallelogram is not an edge of T' , and so the lemma is proved. \square

Lemma 21 (Extending Flip Paths for Point-pairs). *Let $G = \{(g_1, u_1), \dots, (g_{n+1}, u_{n+1})\}$ be an independent set of point-pairs that are edges in some triangulation of a lattice point-set and let π_{G_n} be the poset output by Algorithm Multi Flip Plan on input $G_n = G \setminus \{(g_{n+1}, u_{n+1})\}$. Also, let some consistent linear ordering of π_{G_n} be a flip path between an equilateral triangulation and a triangulation T' that contains G_n , but not (g_{n+1}, u_{n+1}) , as edges. Then, there exists a flip path p that starts from T' and forces (g_{n+1}, u_{n+1}) to become an edge such that all edges replaced by flips in p intersect the line-segment of (g_{n+1}, u_{n+1}) and p contains all flips in $\pi_{g_{n+1}, u_{n+1}} \setminus \pi_{G_n}$.*

Proof. Let $\pi' = \pi_{g_{n+1}, u_{n+1}} \setminus \pi_{G_n}$. Since G is independent, (g_{n+1}, u_{n+1}) is not unit-length, and so π' is non-empty. Also, since G are edges in some triangulation, Theorem 8 tells us that there exists a flip path $p = p_1, \dots, p_m$ that starts from T' and forces (g_{n+1}, u_{n+1}) to become an edge such that all edges replaced by flips in p intersect the line-segment of (g_{n+1}, u_{n+1}) . Note that p is non-empty, since (g_{n+1}, u_{n+1}) is not an edge of T' .

First, we show that we can remove flips from p to obtain a sequence p' such that all flips in p' replace edges with longer ones and p' is a flip path that starts from T' and forces (g_{n+1}, u_{n+1}) to become an edge. Assume that p_t is the first flip in p that replaces an edge (h, y) with a shorter one. By Corollary 3, p_t is a flip on a Farey parallelogram. Using Lemma 20, we see that G_n is the set of all edges of T' such that the point-pairs in their Farey parallelograms are edges of T' . Also, since all edges replaced by flips in p intersect the line-segment of (g_{n+1}, u_{n+1}) , no point-pair in G_n is removed by a flip in p , by our assumptions. The facts above imply that $t > 1$ and some flip p_s in p , with $1 \leq s < t$, adds the edge (h, y) that is removed by p_t .

Next, if (h, y) is (g_{n+1}, u_{n+1}) , then $p' = p_1, \dots, p_s$ is the desired flip path. Otherwise, observe that the triangulations resulting from p_s and p_t contain the point-pairs in $P_{h,y}$ as edges. Furthermore, since all flips between p_s and p_t replace edges with longer ones, (h, y) and the point-pairs in $P_{h,y}$ must be edges in the triangulations resulting from these flips. Thus, removing p_s and p_t from p yields a flip path between the same triangulations as p and containing 1 less flip that replaces an edge with a shorter one. We can repeat this process to obtain the desired flip path p' .

Finally, we show that p' contains the flips in π' . Using Lemma 18 (1) and Corollary 3, we see that T' does not contain any edge added by a flip in π' . Since the flips in p' replace edges with longer ones, Corollary 3 tells us that p' contains a flip on the Farey parallelogram $P_{g_{n+1}, u_{n+1}}$. Note that this is the maximal flip in π' . Next, let π'_1 be π' with this flip removed. If π'_1 is non-empty, then the triangulation T' does not contain some longer point-pair in $P_{g_{n+1}, u_{n+1}}$ as an edge, by Lemma 7. Hence, p' must contain a flip on the Farey parallelogram for this point-pair, which is a maximal flip in π'_1 . By repeating this argument, it is clear that p' contains all flips in π' . \square

Proof of Lemma 13. We proceed by induction on $n = |G|$. When $n = 1$, if G' is empty, then τ_G is empty, and the lemma is immediate. Otherwise, we have $G' = \{(g_1, u_1)\}$ and $\tau_G = \pi_{g_1, u_1}$, and so the lemma holds by Corollary 1. Next, for any integers $k \geq 1$ and $1 \leq j \leq k$, assume that the lemma holds when $n = j$. We will prove the lemma when $n = k+1$. Consider the set $G_k = \{(g_1, u_1), \dots, (g_k, u_k)\}$, the poset $\tau_{G_k} = \pi_{g_1, u_1} \parallel \dots \parallel \pi_{g_k, u_k}$, and the maximum independent subset G'_k of G_k . By the inductive hypothesis, τ_{G_k} is a flip plan for G'_k .

There are two cases.

Case 1: (g_{k+1}, u_{k+1}) is not contained in G' .

In this case, we have $G'_k = G'$. Along with the definition of an independent set, this implies that $\tau_{G_k} = \tau_G$. Hence, the lemma follows from the fact that τ_{G_k} is a flip plan for G'_k .

Case 2: (g_{k+1}, u_{k+1}) is contained in G' .

In this case, (g_{k+1}, u_{k+1}) is not unit-length, by the definition of G' . Consider the set H of point-pairs $(g_i, u_i) \in G$ such that π_{g_i, u_i} is a subposet of $\pi_{g_{k+1}, u_{k+1}}$ but not a subposet of π_{g_j, u_j} , for any $(g_j, u_j) \in G_k \setminus \{(g_i, u_i)\}$. Then, we have $G'_k = (G' \cup H) \setminus \{(g_{k+1}, u_{k+1})\}$. Observe that each point-pair in H is added as an edge by some flip in $\pi_{g_{k+1}, u_{k+1}}$, and no two of these flips are comparable in this flip plan. This implies that, for any two point-pairs in H , some consistent linear ordering of $\pi_{g_{k+1}, u_{k+1}}$ contains two consecutive flips that add two of these point-pairs as edges, and the triangulation resulting from the second flip contains both point-pairs as edges. Hence, no two point-pairs in H have intersecting line-segments, and so H are edges of some triangulation.

Next, if $I = G' \setminus \{(g_{k+1}, u_{k+1})\} = \{(g'_1, u'_1), \dots, (g'_\ell, u'_\ell)\}$ is empty, then $G' = \{(g_{k+1}, u_{k+1})\}$ and $\tau_G = \pi_{g_{k+1}, u_{k+1}}$, and so the lemma follows from Corollary 1. Otherwise, since no two point-pairs in I have intersecting line-segments, by assumption, I is a subset of edges of some triangulation. Hence, applying the inductive hypothesis to I shows that $\tau_I = \pi_{g'_1, u'_1} \parallel \dots \parallel \pi_{g'_\ell, u'_\ell}$ is a flip plan that starts from T and forces I to become edges. Observe that (i) $I \cup \{(g_{k+1}, u_{k+1})\}$ is independent and is a subset of edges of some triangulation, (ii) any consistent linear ordering of τ_I is a consistent linear ordering of the poset output by Algorithm Multi Flip Plan on input I , and (iii) the target triangulation T' of τ_I contains I , but not (g_{k+1}, u_{k+1}) , as edges. Therefore, by Lemma 21, there exists a flip path r that starts from T' and forces (g_{k+1}, u_{k+1}) to become an edge. Moreover, r contains the flips in $\pi_{g_{k+1}, u_{k+1}} \setminus \tau_I$ and all edges removed by flips in r intersect the line-segment of (g_{k+1}, u_{k+1}) .

Finally, since $I \cup \{(g_{k+1}, u_{k+1})\}$ is an independent set of point-pairs, no point-pair in I is removed by a flip in r . Hence, since each point-pair in H is added as an edge by a flip in r , the line-segment of this point-pair does not intersect the line-segment of any point-pair in I . This implies that $G'_k = I \cup H$ is a subset of edges of some triangulation. Therefore, we can apply the inductive hypothesis to G'_k to get that τ_{G_k} is a flip plan that starts from T and forces G'_k to become edges. Let T'' be the target triangulation of τ_{G_k} . By the definition of poset concatenation, we must show that $\pi' = \pi_{g_{k+1}, u_{k+1}} \setminus \tau_{G_k}$ is a flip plan that starts from T'' and forces (g_{k+1}, u_{k+1}) to become an edge such that the target triangulation contains G' as edges. Observe that no flip in π' removes a point-pair in G' , or else the line-segments of (g_{k+1}, u_{k+1}) and this point-pair intersect, by Lemma 11, contradicting

our assumption. Consequently it suffices to show that π' is a flip plan that starts from T'' and forces (g_{k+1}, u_{k+1}) to become an edge.

Assume to the contrary that π' is not a flip plan that starts from T'' and forces (g_{k+1}, u_{k+1}) to become an edge. Then, some consistent linear ordering $p = p_1, \dots, p_m$ of π' is not a flip path that starts from T'' and forces (g_{k+1}, u_{k+1}) to become an edge. Let p_t be the first flip in p that cannot be performed, and let (h, y) be the edge that it adds. Note that since τ_{G_k} is a flip plan that starts from T and forces G'_k to become edges, $p' = p_1, \dots, p_{t-1}$ is a flip path that starts from T'' and forces H to become edges. There are two subcases.

Subcase 1: p_t is not a minimal flip in π' and its child flips in $\pi_{g_{k+1}, u_{k+1}}$ are contained in π' .

By assumption, p' contains the child flips of p_t . Using Lemmas 6 and 7, we see that the triangulations resulting from each child flip contains half of the point-pairs in the Farey parallelogram $P_{h,y}$ as edges. If any flip in p' removes any one of these edges, then the target triangulation of p' does not contain some point-pair in $P_{h,y}$ as an edge, by Lemma 18 (1). However, since all flips in p' are contained in π' , this implies that $\pi_{g_{k+1}, u_{k+1}}$ is not a flip plan, contradicting Corollary 1.

Subcase 2: p_t is either a minimal flip in π' or at least one of its child flips in $\pi_{g_{k+1}, u_{k+1}}$ is not contained in π' .

Let q be any consistent linear ordering of τ_{G_k} . If p_t is a minimal flip in $\pi_{g_{k+1}, u_{k+1}}$, then $P_{h,y}$ and its shorter diagonal are unit-length point-pairs that are edges in T . Otherwise, the child flips of p_t are contained in qp' , and the triangulations resulting from these flips each contain half of the point-pairs in $P_{h,y}$ as edges, by Lemmas 6 and 7. Hence, in either case, each point-pair in $P_{h,y}$ is an edge in some triangulation along the flip path qp' . If the target triangulation of qp' contains the point-pairs in $P_{h,y}$ as edges, then $p'p_t$ is a flip path starting from T'' . Otherwise, some flip q_s in qp' is the first to remove one of these edges, say (h_1, y_1) .

Next, if q_s is contained in $\pi_{g_{k+1}, u_{k+1}}$, then we arrive at a contradiction similar to the one in Subcase 1. Hence, q_s is contained in $\pi_{g'_i, u'_i} \setminus \pi_{g_{k+1}, u_{k+1}}$, for some $(g'_i, u'_i) \in I$. By Lemma 11, the line-segments of (g'_i, u'_i) and (h_1, y_1) intersect. This implies that any flip path that starts from a triangulation containing (g'_i, u'_i) as an edge and contains a flip is on $P_{h,y}$ must contain a flip that removes (g'_i, u'_i) .

Finally, recall from the discussion above that the triangulation T' contains I , and hence (g'_i, u'_i) , as edges, and the flip path r starts from T' and forces (g_{k+1}, u_{k+1}) to become an edge. Additionally, r contains the flips in π' , which includes a flip on $P_{h,y}$. Hence, by the argument above, r contains a flip that removes (g'_i, u'_i) . However, by construction, all edges removed by flips in r intersect the line-segment of (g_{k+1}, u_{k+1}) . Thus, the line-segments (g'_i, u'_i) and (g_{k+1}, u_{k+1}) intersect, which contradicts our assumption.

The subcases above are exhaustive, and the contradictions imply that π' is a flip plan that starts from T'' and forces (g_{k+1}, u_{k+1}) to become an edge. This completes Case 2. Thus, since the above cases are exhaustive, the lemma is proved by induction. \square

APPENDIX C. PROOF DETAILS FOR SECTION 6

C.1. Proof of Lemma 14. We require Lemmas 24 and 25 to prove Lemma 14. The following lemmas are used to prove these lemmas. Recall the definition of the maximum independent set of a triangulation, given in Section 6.

Lemma 22 (Target Triangulation of Flip Plans). *If T is a triangulation of an equilateral lattice point-set whose maximum independent set is G , then T is the target triangulation of the flip plan π_G .*

Proof. Consider the set G' of all edges in T and the flip plan $\pi_{G'}$. By Theorem 5, T is the target triangulation of $\pi_{G'}$. The lemma follows by observing that $\pi_G = \pi_{G'}$. \square

Lemma 23 (Bijection Between Triangulations and Independent Sets of Point-pairs). *The map that takes a triangulation of an equilateral lattice point-set S to its maximum independent set is a bijection between triangulations of S and the union of the empty-set and all sets of point-pairs that are (i) independent in S and (ii) edges in some triangulation of S .*

Proof. First, note that the map is well-defined. Next, for injectivity, assume that two triangulations of S are mapped to the same set of point-pairs. Then, Lemma 22 shows that these triangulations are the same. Finally, for surjectivity, consider any (possibly empty) set G of point-pairs satisfying (i) and (ii). Theorem 5 and Lemma 20, in B.2, show that G is the maximum independent set of the minimum triangulation containing G as edges. \square

Lemma 24 (Target Triangulations of Flip Plans are Minimum Triangulations). *If G is a set of point-pairs that are edges in some triangulation of an equilateral lattice point-set, then the target triangulation of the flip plan π_G is the unique minimum triangulation containing G as edges.*

Proof. By Lemma 20, in B.2, the target triangulation T of π_G is a minimum triangulation containing G as edges. Consider any other triangulation T' containing G as edges. By Lemma 23, T and T' have distinct maximum independent sets H and H' , respectively. Also, by Lemma 22, T' is the target triangulation of flip plan $\pi_{H'}$ and, by Lemma 20, T' contains an edge in $H' \setminus H$ that is contained in its Farey parallelogram. Thus, T' is not a minimum triangulation containing G as edges. \square

Lemma 25 (Identity Map Between Triangulations and Minimum Triangulations of an Equilateral Point-set). *If T is a triangulation of an equilateral lattice point-set S whose maximum independent set is G , then the map that takes T to the minimum triangulation of S containing G as edges is the identity map.*

Proof. It suffices to show that the composition of the map that sends T to G and the map that sends G to the minimum triangulation $MT(S, G)$ is the identity map. First, observe that these maps are well-defined. Second, by Lemmas 22 and 24, the second map sends G to T . \square

Proof of Lemma 14. Let the lattice point-set $S = L \cap \Omega$ and let G be a set of point-pairs that are edges in some triangulation of S . If S admits an equilateral triangulation, then the lemma follows immediately from Lemma 24. Otherwise, consider a lattice point-set S' containing S that admits an equilateral triangulation. Also, consider the set $\Omega \cup G$ and let G' be its maximum subset of point-pairs that

is independent in S' . Observe that $G' \setminus \Omega$ is the maximum subset of point-pairs in G that is independent in S , by definition.

Since G is a subset of edges of some triangulation of S , and all triangulations of S contain Ω as edges, $\Omega \cup G$ is a subset of edges of some triangulation of S' . Hence, by Lemma 24, $\pi_\Omega \cup \pi_G$ is a flip plan between the equilateral triangulation of S' and the minimum triangulation $MT(S', \Omega \cup G)$. Also, by definition, the point-pairs in G' are the only edges of $MT(S', \Omega \cup G)$ such that the point-pairs in their Farey parallelograms are edges of $MT(S', \Omega \cup G)$.

Next, consider the triangulation T of S obtained by deleting the lattice points in $S' \setminus S$ from $MT(S', \Omega \cup G)$. Observe that the Farey parallelogram for each edge of T in Ω contains a vertex in $S' \setminus S$, and so some point-pair in this parallelogram is not an edge of T . On the other hand, consider the Farey parallelogram $P_{g,u}$ for any edge (g, u) of T in $G' \setminus \Omega$. If $P_{g,u}$ is not contained in S , then the line segment of one of its point-pairs intersects the line-segment of a point-pair in Ω . This implies that some point-pair in $P_{g,u}$ is not an edge of $MT(S', \Omega \cup G)$, which is a contradiction. Hence, since each point-pair in $P_{g,u}$ is an edge of $MT(S', \Omega \cup G)$, it is an edge of T . Lastly, since some point-pair in the Farey parallelogram for any edge of $MT(S', \Omega \cup G)$ that is not contained in G' is not an edge of $MT(S', \Omega \cup G)$, by definition, it is also not an edge of T . Therefore, $G' \setminus \Omega$ is the set of all edges of T such that the point-pairs in their Farey parallelograms are edges of T . By definition, this implies that T is a minimum triangulation $MT(S, G)$.

Finally, we show that $MT(S, G)$ is unique. Let T' be any other triangulation of S containing G as edges. Also, consider the triangulation T'' of S' obtained from T' by adding the points and edges that we removed from $MT(S', \Omega \cup G)$, above. By Lemma 25, T'' is the minimum triangulation for its maximum independent set, which is distinct from G' , since T'' is not $MT(S', \Omega \cup G)$. Since T'' and $MT(S', \Omega \cup G)$ differ only in their edges between points in S , this implies that T'' contains some edge between points in S that is not contained in $G' \setminus \Omega$ and such that the point-pairs in its Farey parallelogram are edges of T'' . Thus, this is also true of T' , and so T' is not a minimum triangulation of S containing G as edges. \square

C.2. Proof of Lemma 15.

Proof of Lemma 15. First, we prove Statement (1). By Theorem 5, $\pi_F \cup \pi_G$ is a minimum flip plan that starts from the equilateral triangulation T and forces $F \cup G$ to become edges. Also, by Lemma 24, the target triangulation of π_F is the minimum triangulation $MT(S, F)$. Hence, $\pi_G \setminus \pi_F$ is a flip plan that starts from the minimum triangulation $MT(S, F)$ and forces G to become edges. Additionally, since the line-segments of any point-pair in F and any point-pair in G do not intersect, no flip in $\pi_G \setminus \pi_F$ removes a point-pair in F , by Lemma 11. Consequently, $\pi_G \setminus \pi_F$ is constrained by F . Lastly, if $\pi_G \setminus \pi_F$ is not a minimum flip plan, then let π be such a minimum flip plan. Clearly, $\pi_F \cup \pi$ is a flip plan that starts from T and forces $F \cup G$ to become edges. Furthermore, it contains fewer flips than $\pi_F \cup \pi_G$, contradicting Theorem 5. Therefore, Statement (1) is proved. Additionally, if some other minimum flip plan contains a different set of flips, then we get a similar contradiction.

Next, we prove Statement (2). By Lemma 24, the target triangulation of $\pi_F \cup \pi_G$ is the minimum triangulation $MT(S, F \cup G)$. Hence, $\pi_G \setminus \pi_F$ is clearly a flip plan between $MT(S, F)$ and $MT(S, F \cup G)$, and it is constrained by F as shown above.

If it is not also a minimum flip plan, then let π' be such a minimum flip plan. By definition, $MT(S, F \cup G)$ contains $F \cup G$ as edges, so we get the same contradiction as above by considering the flip plan $\pi_F || \pi'$. Therefore, Statement (2) is true.

Finally, if Statement (3) is false, then it is easy to argue that the minimum flip plan starting from an equilateral triangulation and forcing G to become edges is not unique, contradicting Theorem 5. Thus, Statement (3) is true, and so the lemma is proved. \square