

# On Structured-Closed-Loop versus Structured-Controller Design: the Case of Relative Measurement Feedback

Emily Jensen<sup>1</sup> and Bassam Bamieh<sup>2</sup>

**Abstract**—We consider optimal distributed controller design problems with two separate structural constraints: locality and relative feedback. The locality constraint accounts for sub-controller interactions restricted to local neighborhoods as specified by an underlying graph structure. We provide a detailed characterization of such locality constraints imposed on an implementation of a controller (sparsity of state space matrices), in contrast to locality constraints on the sparsity of the controller input-output mapping (transfer function), which is the main tool used in the recently developed System Level Synthesis (SLS) framework. We formally show how the latter problem is a convex relaxation of the former, original problem. We then formulate and show how to append relative feedback constraints that are natural in many problems where only differential sensors are available, such as in vehicular formation and consensus-type problems. We show that for a class of plants, these constraints can be imposed in a convex manner. Our main result demonstrates that when relative feedback constraints are imposed in addition to locality, the SLS convex relaxation can become infeasible. We use these insights to provide a comparative context for the various structured distributed control design methods such as SLS, funnel causality and quadratic invariance, as well as the open problems of structured and networked realizations.

**Index Terms**—Distributed Control, Optimal Control, Networked Control Systems, System Level Synthesis

## I. INTRODUCTION

We consider the optimal controller design problem for spatially-distributed systems. The controller to be designed is also distributed, and we enforce *locality* constraints on the communication and interaction between the distributed subcontroller components according to an underlying graph structure. We also impose an additional structural constraint separate from locality: a *relative* feedback constraint that ensures a control action is calculated using only relative (i.e. differences of) system measurements. Such a constraint arises naturally in consensus-type algorithms and systems where only differential measurements are feasible.

The design of controllers with a localized structure is the subject of much current interest in the context of distributed control. For example,  $\ell^1$  regularization was utilized in [1], [2] to promote controller sparsity, [3] used structured distributed approximations of optimal centralized control policies, and [4],

[5] provided classes of problems for which the unconstrained optimal control is inherently structured. In contrast, although relative design requirements are implicit in many consensus like algorithms, the literature has largely not addressed this as an explicit design constraint.

There are various ways to define a notion of locality, and throughout this paper, we formally define and compare such notions. Previous work has largely focused on imposing these constraints in terms of the structure of the input-output mapping (transfer function) defining the controller. However, optimizing over the set of transfer functions with prescribed structure is non-convex except in special problem settings, e.g. funnel causal [6] and quadratic invariance [7]. Work to overcome this non-convexity has included restricting the structural constraint set to a subset that is quadratically invariant [8], as well as looking beyond structure of the transfer matrix altogether. Moreover, recent works have begun to emphasize the practical importance of looking at the structure of *implementations* of the controller transfer function [9]–[11] rather than the transfer function itself, e.g. structure of state space realizations.

Characterizing the set of controllers which have structured implementations remains an open problem. A primary reason for this is that the state space realizations of a given controller vary in structure (sparsity pattern of state matrices) and in number of states (dimensions of state matrices). Classifying the existence of one realization with a prescribed structure is unwieldy, although recent works have provided preliminary results [12]–[14]. In addition, the System Level Synthesis (SLS) framework [11] has suggested an alternate approach by directly designing the closed-loop mappings, as opposed to the controller transfer matrix or corresponding Youla parameter. It is known that the set of closed-loop mappings is affine linear [15], and adding additional convex structural constraints will preserve convexity. Such constraints do not imply that the controller transfer function itself will have this same sparsity pattern but ensure that the corresponding controller will have an *implementation* that inherits this prescribed structure. One of the aims of the present paper is to provide a comparative perspective on these various design methods for structured, distributed control design.

To provide additional context to the SLS method, we compare the optimal performance of a *structured closed-loop transfer function* to that of a *structured implementable controller*. We formally demonstrate that the optimal controller design problem subject to sparsity constraints on the closed-

This work is partially supported by NSF award ECCS-1932777 and CMI-1763064.

<sup>1</sup>Emily Jensen is with the department of Electrical and Computer Engineering, University of California, Santa Barbara emilyjensen@ucsb.edu

<sup>2</sup>Bassam Bamieh is with the Department of Mechanical Engineering, University of California, Santa Barbara bamieh@ucsb.edu

loop transfer functions (solved for via SLS) provides a convex relaxation of the optimal controller design problem subject to locality constraints on controller implementations. We begin to quantify this performance gap by analyzing the relative feedback control design problem from the SLS perspective.

Such relative feedback constraints are natural in e.g. consensus and formation control problems, and are reasonable when the underlying plant itself has relative dynamics. The unconstrained LQR design problem for a system with relative dynamics (and with relative LQR weighting matrices) is *static* and given by a *relative* matrix obtained using the algebraic Riccati equation. With additional locality constraints however, this remains an open problem in general. [16] provided bounds on the best-achievable-performance to this relative and structured controller design problem in the case that the controller is restricted to be static. We note that the techniques employed in [16] do not immediately generalize to controllers with arbitrary local degree, and an alternate tractable method for this more general setting has yet to be developed.

We employ an example to demonstrate our main results on the usefulness of SLS in this relative feedback setting. We consider the optimal control design problem for a distributed plant composed of  $N$  1<sup>st</sup>-order subsystems on the undirected torus  $\mathbb{Z}_N$  with performance output capturing a measure of consensus, subject to relative feedback and closed-loop spatial spread constraints. We demonstrate that when this consensus measure is defined in terms of a matrix of rank greater than the prescribed closed-loop spatial spread, there does not exist a feasible solution to the SLS closed-loop constrained  $\mathcal{H}_2$  controller design problem. On the other hand, stabilizing, relative controllers with structured implementations for this problem are easily constructed. This highlights that although closed-loop transfer function sparsity is sufficient to ensure a structured implementation, this requirement may be far from necessary in the relative feedback setting.

The remainder of this paper is structured as follows. In Section II, we formally present three notions of locality constraints on distributed controller design: structured-realizable, network-realizable, and closed-loop transfer-function-structured. We introduce the structured-realizable optimal controller design problem as well as the convex relaxation of this problem provided by SLS. In Section III, we demonstrate that this convex relaxation may not be feasible when relative feedback constraints are imposed. We analyze the performance gap between the optimal structured-realizable and optimal closed-loop structured controllers in the relative feedback setting in Section IV. Section V provides generalizations to higher spatial dimensions.

## II. PROBLEM FORMULATION

We set up the control problem in the framework of the “standard problem of robust control” with

$$\begin{bmatrix} z \\ y \end{bmatrix} = \begin{bmatrix} P_{11} & P_{12} \\ P_{21} & P_{22} \end{bmatrix} \begin{bmatrix} w \\ u \end{bmatrix} \quad (1)$$

where the vectors  $w$ ,  $u$ ,  $y$  and  $z$  are the exogenous disturbances, control signals, controller measurements and performance output respectively. The system  $P$  is referred to as the

generalized plant. In a spatially distributed system, the signal vectors  $w$ ,  $u$  and  $y$  are partitioned into local sub-signals as

$$u = \begin{bmatrix} u_1^T & \cdots & u_N^T \end{bmatrix}^T, \quad (2)$$

where  $u_i$  is the control signal *at the  $i$ 'th site*, and similarly for  $w$  and  $y$ . The performance output  $z$  however may contain global objectives, and therefore may not be similarly partitioned. We will often work with state space realizations of the generalized plant  $P$  which we assume to be of the form

$$P = \left[ \begin{array}{c|cc} A & B_1 & B_2 \\ \hline C_1 & 0 & D_{12} \\ C_2 & D_{21} & 0 \end{array} \right] = \begin{bmatrix} P_{11} & P_{12} \\ P_{21} & P_{22} \end{bmatrix}. \quad (3)$$

The state signal  $x$  is partitioned similarly to (2). Note that the partitioning of signals induces partitionings of the realization matrices as well.

When the feedback loop is closed with controller  $u = Ky$ , the closed loop system is denoted by

$$\mathcal{F}(P; K) := P_{11} + P_{12}K(I - P_{22}K)^{-1}P_{21}.$$

The usual robust controller design problem is to find controllers that minimize some closed-loop norm  $\|\mathcal{F}(P; K)\|$ . In distributed control problems however, there are usually additional requirements of *controller locality* which encode constraints about which site measurements the control signal for each site can depend on. In this paper, we also consider an additional requirement of *relative measurements* which is typically not explicitly stated in distributed control design problems, but is implicit in many consensus-like designs. The two requirements of locality and relative measurements are unrelated to each other in that one can demand either one, or both. In this paper we consider requiring both, and we formalize these two notions in the next two subsections.

### A. Locality Constraints

A common requirement in structured controller design is to restrict sub-controllers to have access to only a *local* subset of measurements. We specify sub-controller communication requirements in terms of a graph with adjacency matrix  $\mathcal{A}$  defined by  $\mathcal{A}_{ij} = 1$  if there exists an edge between nodes  $i$  and  $j$ , and  $\mathcal{A}_{ij} = 0$  otherwise. We refer to a graph and its adjacency matrix synonymously. In addition, we will need the “ $b$ -hops” graph, which is defined by

$$\mathcal{A}_{ij}^{(b)} = \begin{cases} 1, & \text{if } (\mathcal{A}^{(b)})_{ij} \neq 0 \\ 0, & \text{else,} \end{cases} \quad (4)$$

where  $\mathcal{A}^{(b)}$  is the  $b$ 'th power of  $\mathcal{A}$ . Thus  $\mathcal{A}^{(b)}$  is the adjacency matrix of a graph where an edge between nodes  $i$  and  $j$  is present if there is a path of length  $\leq b$  between those nodes.

1) *Locality of Realizations*: In this paper, we consider controllers that can be *realized* with structured matrices. We state this formally.

*Definition 2.1*: Consider a graph  $\mathcal{A}$  with  $N$  nodes and a matrix  $M$  partitioned into  $N \times N$  blocks. We say that  $M$  is *graph-structured* (or  *$\mathcal{A}$ -structured*) if the  $ij$ 'th block of  $M$  is zero whenever  $\mathcal{A}_{ij} = 0$ . Thus the only non-zero blocks in

$M$  correspond to edges in the graph. In this case we use the notation  $M \in \mathcal{S}(\mathcal{A})$ .

**Definition 2.2:** An LTI system  $H$  is *structured-realizable* with respect to a graph  $\mathcal{A}$  ( $\mathcal{A}$ -structured-realizable) if there exists a realization with graph-structured matrices, i.e.

$$H = \begin{bmatrix} A & B \\ C & D \end{bmatrix}, \quad A, B, C, D \in \mathcal{S}(\mathcal{A}).$$

If in addition either  $B, D$  or  $C, D$  are block diagonal, then we call  $H$  *network-realizable*.

The motivation for this definition is that a structured-realizable system (e.g. a controller) can be realized with differential equations that require information from sites within a local neighborhood to compute a given local output. Note that the statement  $A, B, C, D \in \mathcal{S}(\mathcal{A})$  automatically implies that inputs, outputs and states are partitioned as in (2).

Network realizability is a stronger requirement, originally introduced in [14]. It characterizes systems in which the output of any node depends on the states of neighboring nodes through a transfer function of relative degree of at least one (in the case where one requires  $C, D$  to be block diagonal). In discrete time, this means that there is at least a one-step delay in transmitting a node's state to its neighbors. In continuous time, it implies that such transmission does not happen instantly, but rather through a strictly proper transfer function. The class of network-realizable systems is closed under additions, cascades and feedbacks, while the class of structured-realizable systems is not. Note that a network-realizable system is structured-realizable, but the converse is not necessarily true.

**Remark 1:** A structured realization (or a network realization) is likely non-minimal, with the size of each local state determined by the dimension of the blocks composing the “ $A$ ” matrix. Classifying the existence of a structured state-space realization that is also stabilizable and detectable remains an open problem in general, although recent work [12], [13] has provided solutions for certain subclasses of systems.

2) *Locality of Transfer Functions:* Unlike the concept of locality of realizations, which has only very recently been studied [12], [14], the concept of local transfer functions (or input-output relations) has a longer history. We define it formally next.

**Definition 2.3:** An  $N \times N$  block-partitioned LTI system  $H$  is called *Transfer-Function Structured (TF-structured)* with respect to a graph  $\mathcal{A}$  if

$$H_{ij}(s) = 0, \quad \text{when } \mathcal{A}_{ij} = 0,$$

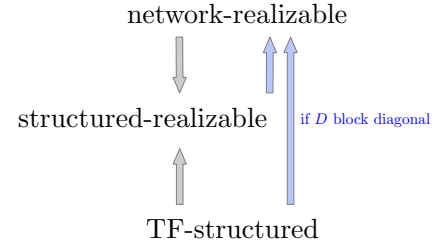
where  $H_{ij}$  is the  $ij$ 'th block of the transfer function matrix. In other words, the block sparsity structure of  $H$  is the same as the adjacency matrix  $\mathcal{A}$ .

A structured-realizable system may not be TF-structured, but any TF-structured system is structured-realizable (with the same structure), as stated in the following lemma, whose proof is in Appendix A. We note that similar results relating the structure of a transfer function to the structure of a corresponding state-space realization have appeared in e.g. [12]. In the sequel, whenever the phrases *structured-realizable*, *network-realizable*, or *TF-structured* are used, it is assumed

that there is an underlying graph  $\mathcal{A}$  that refers to those structures, and  $\mathcal{A}$  will not be explicitly mentioned when no confusion can occur.

**Lemma 2.1:** If  $H$  is TF-structured, then  $H$  is structured-realizable. If in addition  $H$  has a block-diagonal feedthrough term, then it is also network-realizable. The converse does not hold: there exist structured-realizable (and network-realizable) systems  $H$  which are not TF-structured.

A canonical example that helps to appreciate the above statement is a line-graph network with nearest neighbor interactions. The structured matrices in this case are the tri-diagonal matrices. The transfer function  $(sI - A)^{-1}$  with  $A$  tri-diagonal will in general not be tri-diagonal, and in fact will be a dense matrix. The implications in the above lemma are summarized in the following diagram.



It is clear that for system implementations with only local interactions, the concepts of network or structured realizability are the important ones. However, to impose that directly as a design constraint appears to be unwieldy. Imposing TF-structured constraints is more tractable, and by the above lemma, it is one way (though a conservative one) to arrive at the ultimate goal, which is an implementable realization in a networked setting.

## B. Relative Measurements

A separate (from locality) requirement on the controller structure is for it to be constrained to operate on *relative measurements*. Such constraints arise naturally in control problems where only differential sensors are available, such as in vehicular formations with ranging measurement devices, or mechanical control problems where only relative strain measurements are possible. We define this notion formally as follows.

**Definition 2.4:** Consider signals  $u$  and  $y$  partitioned into  $N$  sub-signals as in (2), and a transfer function (or real-valued) matrix  $K$  partitioned conformably with  $u = Ky$ . The matrix  $K$  is called *relative* if each component  $u_n$  of the output can be written as a function of only differences of inputs, i.e.

$$u_n = \sum_{1 \leq i < j \leq N} \mathcal{K}_{ij}^n (y_i - y_j), \quad (5)$$

where each  $\mathcal{K}_{ij}^n$  is some transfer function matrix.

Note that  $\mathcal{K}_{ij}^n$  is not the  $ij$ 'th entry of the transfer function matrix  $K$ , but rather the transfer function that acts on the relative measurement  $y_i - y_j$  to produce the output  $u_n$ . As shown in Appendix B, the representation (5) is non-unique, but there is a compact characterization of when a transfer function matrix is relative.

**Lemma 2.2:** A transfer function matrix  $K$  is relative if and only if

$$K(s)\mathbb{1} = 0,$$

where  $\mathbb{1}$  is the vector with all entries of 1.

*Proof:* There are many ways to take a matrix that satisfies  $K\mathbb{1} = 0$  and rewrite the relation  $u = Ky$  in a form like (5). Thus, the form (5) is non-unique. These constructions and the proof of this Lemma are detailed in Appendix B. ■

Notice the similarity with the condition for a right stochastic matrix, except that here  $K$  can be a transfer function matrix, and has no positivity constraints.

### C. Structured-Realizable and Relative Controllers

We now formally state the structured-realizable controller design problem we are concerned with. In this paper we use the  $\mathcal{H}_2$  norm as the performance measure, although this problem can be stated in the same manner using any other system norm. The objective is to design a (static or dynamic) feedback controller  $u = Ky$  that uses only relative measurements, and also satisfies locality constraints according to the structure of a graph  $\mathcal{A}$ . We reiterate that these are two additional requirements on traditional controller design that can be imposed independently of each other.

#### Structured-Realizable, Relative Controller Design:

Given a graph  $\mathcal{A}$ , and a plant  $P$  (1) with signals partitioned according to  $\mathcal{A}$ , find

$$\left. \begin{array}{ll} \inf_K & \|\mathcal{F}(P; K)\|_{\mathcal{H}_2} \\ \text{s.t.} & K \text{ is structured-realizable (locality)} \\ & K\mathbb{1} = 0 \quad \quad \quad \text{(relative feedback)} \end{array} \right\} \quad (6)$$

Note that Lemma 2.2 was used to state the relative measurements constraint compactly. The problem (6) has a finite optimum only if there exists an  $\mathcal{F}(P; K)$  satisfying the constraints with  $\|\mathcal{F}(P; K)\|$  finite. Otherwise the optimal value of (6) is infinite and the problem is said to be *infeasible*.

This problem as stated even without the relative measurements assumption is typically non-convex, and a general solution remains elusive. However, many consensus-type algorithms in the literature can be viewed as upper bounds on this problem. The algorithm we present in Section III is such a bound. In addition, the relative measurements requirement amounts to a type of “conservation law” if the plant  $P$  itself satisfies a similar requirement.

Note that by Lemma 2.1, the optimal TF-structured controller design problem (obtained by replacing the constraint that  $K$  be  $\mathcal{A}$ -structured-realizable in (6) with the constraint that  $K$  be TF-structured) provides an upper bound on the structured-realizable controller design problem (6). Even so, the TF-structured design problem is typically non-convex except when the graph structure satisfies properties such as “funnel causality” [6] or “quadratic invariance” [7]. We are interested in a wider class of problems in this paper for which there is no currently obvious convex problem re-formulation.

### D. Closed-loop Design

Instead of directly constraining the structure of the controller (either of its realization or its transfer function), one can indirectly obtain structured controllers (though not all of them) by constraining the *closed loop* instead. It is known that the set of closed-loops corresponding to all possible stabilizing controllers is an affine linear set [15]. Obviously, the closed-loop design problem remains convex if further convex constraints are imposed on the closed loop, e.g. convex locality constraints. If one can recover the controller from the closed-loop design in a way that inherits the closed-loop structural constraints, then this is at least one method to relax the above problem to a convex one. This is the theme followed by the recently introduced System Level Synthesis (SLS) framework [11], which we refer to in this paper as *structured-closed-loop* design. We summarize briefly the two main ideas behind this procedure.

Consider the plant (3) in feedback with a (dynamic or static) controller  $u = Kx$ . The following is a summary of the SLS framework. The reader should examine Figure 1 for the descriptions of the various systems.

- The original control design problem for  $P$  is reformulated as one for  $\tilde{P}$  with an equivalent objective

$$\inf_K \|\mathcal{F}(P; K)\| = \inf_K \left\| \begin{bmatrix} C_1 & D_{12} \end{bmatrix} \mathcal{F}(\tilde{P}; K) \begin{bmatrix} B_1 \\ D_{21} \end{bmatrix} \right\| \quad (7)$$

- Characterizing feasible closed loops  $\mathcal{F}(\tilde{P}; K)$  is much simpler than those of  $\mathcal{F}(P; K)$

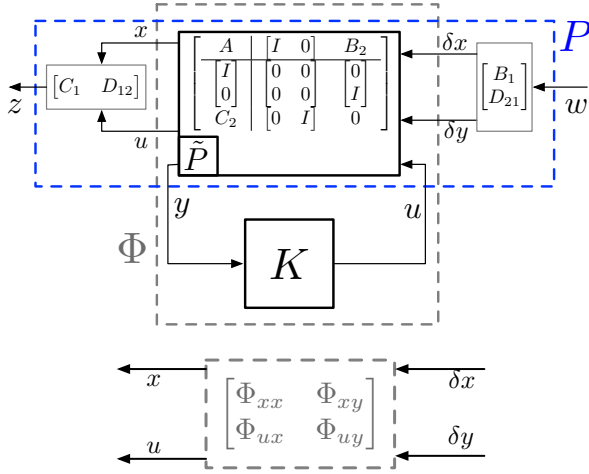
$$\begin{aligned} \Phi &= \begin{bmatrix} \Phi_{xx} & \Phi_{xy} \\ \Phi_{ux} & \Phi_{uy} \end{bmatrix} = \mathcal{F}(\tilde{P}; K) \text{ for some } K \\ \Leftrightarrow &\begin{cases} \begin{bmatrix} sI-A & -B_2 \end{bmatrix} \begin{bmatrix} \Phi_{xx} & \Phi_{xy} \\ \Phi_{ux} & \Phi_{uy} \end{bmatrix} = \begin{bmatrix} I & 0 \end{bmatrix} \\ \begin{bmatrix} \Phi_{xx} & \Phi_{xy} \\ \Phi_{ux} & \Phi_{uy} \end{bmatrix} \begin{bmatrix} sI-A \\ -C_2 \end{bmatrix} = \begin{bmatrix} I \\ 0 \end{bmatrix} \end{cases} \quad (8) \end{aligned}$$

- Given a closed loop  $\Phi$ , the corresponding controller  $K = \Phi_{uy} - \Phi_{ux}\Phi_{xx}^{-1}\Phi_{xy}$  can be implemented with the diagram in Figure 1b. This implementation mirrors any structural constraints imposed on  $\Phi$ .

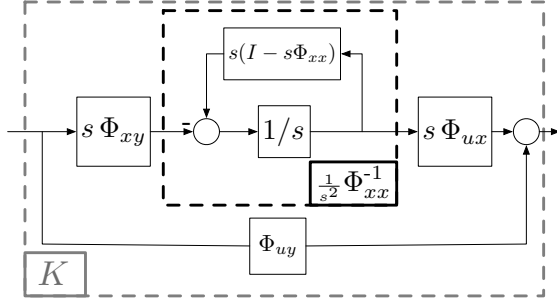
There are two key ideas in this framework. The first is that the constraints (8) on  $\Phi = \mathcal{F}(\tilde{P}; K)$  are much simpler than the interpolation constraints (involving MIMO zeros and their directions) that would be needed on  $\mathcal{F}(P; K)$  in general. The second idea is that if any type of convex structural constraints, such as locality, are imposed on the closed loop  $\Phi$ , then an implementation like Figure 1b preserves that locality structure in the implementation of  $K$ . We call such controllers *closed-loop structured*.

**Definition 2.5:** Given a plant  $\tilde{P}$  (Figure 1a), a controller  $K$  is called *closed-loop-transfer-function structured* (closed-loop TF-structured) with respect to graph  $\mathcal{A}$  if it results in a closed loop  $\Phi = \mathcal{F}(\tilde{P}; K)$  that is TF-structured.

This notion of closed-loop TF-structure is implicitly defined in terms of the plant to be controlled since the closed-loop



(a) Instead of characterizing the affine linear set of all closed loops  $\mathcal{F}(P; K)$  with complicated interpolation constraints, one can characterize the closed loops  $\Phi = \mathcal{F}(\tilde{P}; K)$ , for which the affine linear constraints (8) are much simpler. The design problem is then in terms of  $\Phi$ , but the objective function remains the original one.



(b) The controller  $K = \Phi_{uy} - \Phi_{ux}\Phi_{xx}^{-1}\Phi_{xy}$  can be recovered from the closed loop  $\Phi$ . It can be implemented with the diagram above so that the spatial sparsity structure of  $\Phi$  is preserved in each of the blocks above.

Fig. 1: The two key ideas in the SLS framework is to (top) characterize a different closed loop mapping than  $\mathcal{F}(P; K)$ , and then (bottom) implement the controller  $K$  from the closed loop maps  $\Phi$  in a manner that mirrors any structural constraints imposed on the closed loop design.

transfer functions are defined in terms of the plant parameters  $A, B_2, C_2$ . Thus, a controller may be closed-loop TF-structured for one plant but not for another. In contrast, the notions of structured-realizability and network-realizability are explicit properties of the controller that are independent of choice of plant. The following theorem provides a relation between the set of structured-realizable controllers and the set of closed-loop TF-structured controllers for a given plant.

**Theorem 2.3:** If a proper transfer function  $K$  is a closed-loop TF-structured controller for any plant  $P$  with respect to a graph  $\mathcal{A}$ , then  $K$  is an  $\mathcal{A}$ -structured-realizable controller.

*Proof:* To prove this result, we leverage the fact that a controller can be implemented directly using the resulting closed-loop transfer functions, preserving the closed-loop structure (see Figure 1b). We employ Lemma 2.1 to demonstrate that this implementation leads to an  $\mathcal{A}$ -structured-realizable controller  $K$ . The details of the proof of Theorem 2.3 are provided in Appendix C. ■

As shown by Theorem 2.3, the SLS design procedure yields

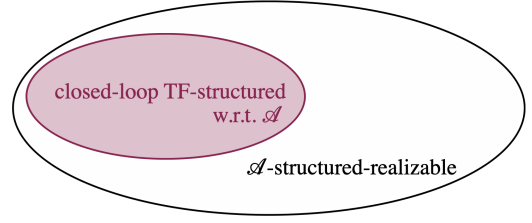


Fig. 2: The set of controllers which are closed-loop TF-structured for any plant  $P$  is a subset of the set of structured-realizable controllers

a structured-realizable controller; this demonstrates that optimization over the set of closed-loop TF-structured controllers for plant  $P$  provides an upper bound on optimization over the set of structured-realizable controllers (6). This TF-closed-loop structured design problem is formally stated as follows.

### TF-Structured-Closed-Loop, Relative Controller Design:

Given a graph  $\mathcal{A}$ , and a plant  $P$  (3) with signals partitioned according to  $\mathcal{A}$ , find

$$\left. \begin{aligned} \inf_K & \left\| \begin{bmatrix} C_1 & D_{12} \end{bmatrix} \mathcal{F}(\tilde{P}; K) \begin{bmatrix} B_1 \\ D_{21} \end{bmatrix} \right\|_{\mathcal{H}_2} \\ \text{s.t. } & \Phi = \mathcal{F}(\tilde{P}; K) \text{ is TF-structured (locality)} \\ & K \mathbb{1} = 0 \text{ (relative feedback)} \end{aligned} \right\} \quad (9)$$

In the next section we will see that the relative feedback constraint is actually convex on the closed loop  $\Phi = \mathcal{F}(\tilde{P}; K)$  in certain problem settings as well. Thus, optimization over the set of TF-closed-loop structured controllers is convex [11], and we therefore say that the problem (9) is a convex relaxation of (6).

In this paper we are primarily concerned with contrasting the structured-realizable controller design problem (6) with the TF-structured-closed-loop problem (9). These could also be compared to the widely studied problem of TF-structured controller design, and we just briefly mention this third problem here. The optimal controller design subject to sparsity constraints imposed directly on the controller transfer function directly is generally intractable, except for classes of structures of the so-called funnel causality [6] or quadratic invariance [7] types. For such classes of structures, there is a one-to-one correspondence between TF-structured and closed-loop TF-structured controllers, and therefore the two problems are equivalent. For general structured classes however, We emphasize that there is no equivalence (either as lower or upper bounds) between the TF-structured and closed-loop TF-structured controller design. An example in Appendix D illustrates this point.

### III. MAIN RESULT

Our main result identifies potential limitations of the SLS design procedure with TF-structured constraints in the relative feedback setting. In particular, we demonstrate through an example that there may not exist a feasible solution to the relative feedback, TF-structured closed-loop  $\mathcal{H}_2$  design problem (9). We will later comment on alternative possibilities for closed-loop structural constraints, as well as the special issues that arise when imposing relative feedback as a design constraint.

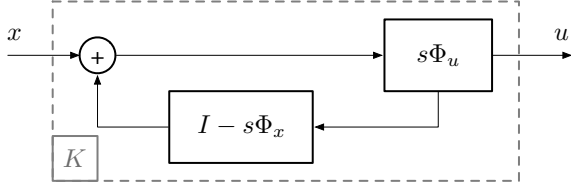


Fig. 3: Implementation of state-feedback controller  $u = Kx$  via the corresponding closed-loop mappings  $\Phi_x$  and  $\Phi_u$ . This implementation has a state space realization which inherits the structure of the closed-loops.

The example we consider is a state-feedback design problem. Thus, we first provide a presentation of the closed-loop structured design problem in the state-feedback setting. For a more complete review of state-feedback SLS, we refer the reader to [11].

#### A. State Feedback Closed-loop Design

Consider a (dynamic or static) state feedback controller  $u = Kx$  in feedback with a plant of the form

$$\begin{aligned} \dot{x} &= Ax + B_1 w + B_2 u \\ z &= C_1 x + D_{12} u. \end{aligned} \quad (10)$$

The closed-loop mapping from disturbance  $w$  to performance output  $z$  can be written as

$$\begin{aligned} \mathcal{F}(P; K) &= \begin{bmatrix} C_1 & D_{12} \end{bmatrix} \begin{bmatrix} I \\ K(s) \end{bmatrix} (sI - A - B_2 K(s))^{-1} B_1 \\ &= \begin{bmatrix} C_1 & D_{12} \end{bmatrix} \begin{bmatrix} \Phi_x(s) \\ \Phi_u(s) \end{bmatrix} B_1. \end{aligned} \quad (11)$$

$\Phi_x(s)$  and  $\Phi_u(s)$  are the transfer functions from  $B_1 w$  to state  $x$  and control action  $u$  of plant  $P$  in feedback with controller  $K$ , and are referred to as the closed-loops. The following lemma provides a complete characterization of all feasible closed-loops for system (3).

**Lemma 3.1:**  $u = Kx$  is a state-feedback controller for (3) if and only if the resulting closed-loops are strictly proper transfer functions, and the affine relation

$$f(s) := \begin{bmatrix} sI - A & -B_2 \end{bmatrix} \begin{bmatrix} \Phi_x(s) \\ \Phi_u(s) \end{bmatrix} = I \quad (12)$$

holds for all  $s$  except possibly isolated points (removable singularities of  $f$ ). The controller  $u = Kx$  can be recovered from the closed-loops as

$$u = Kx = \Phi_u (\Phi_x)^{-1} x.$$

Moreover,  $K$  can be implemented as

$$\begin{aligned} v &= x + (I - s\Phi_x(s))v \\ u &= s\Phi_u(s)v, \end{aligned} \quad (13)$$

preserving the closed-loop structure (see Figure 3).

Note that if  $\Phi_x$  and  $\Phi_u$  satisfy (12), then  $(I - s\Phi_x)$  is strictly proper, so that implementation (13) is well-defined. Just as in the more general output feedback setting, if  $\Phi_x(s)$  and  $\Phi_u(s)$  are TF-structured, then the corresponding controller is structured-realizable.

In this state-feedback setting, the structured-closed-loop, relative controller design problem (9) is written as

$$\begin{aligned} \inf_K & \left\| \mathcal{F}(P; K) = \begin{bmatrix} C_1 & D_{12} \end{bmatrix} \begin{bmatrix} \Phi_x(s) \\ \Phi_u(s) \end{bmatrix} B_1 \right\|_{\mathcal{H}_2} \\ \text{s.t.} & \left. \begin{array}{l} \Phi_x, \Phi_u \text{ are strictly proper} \\ \Phi_x, \Phi_u \text{ are TF-structured w.r.t. } \mathcal{A}^{(b)} \text{ (locality)} \\ K\mathbb{1} = 0 \text{ (relative feedback)} \end{array} \right\} \quad (14) \end{aligned}$$

#### B. Consensus of 1<sup>st</sup> order subsystems

We next introduce the example that will be utilized to prove our main result. Throughout the remainder of this section and the next, the underlying graph  $\mathcal{A}$  is a ring of  $N$  nodes with nearest neighbor edges, i.e.  $\mathcal{A}_{ij} = 1$  when  $|i - j| = 1$  with  $|i - j|$  computed modulo  $N$ . We consider the problem of state-feedback design for distributed consensus of  $N$  1<sup>st</sup>-order subsystems over the undirected torus  $\mathbb{Z}_N$ :

$$\dot{x}_n(t) = u_n(t) + w_n(t), \quad n \in \mathbb{Z}_N,$$

where  $x_n, u_n, w_n$  are the state, control action, and local disturbance at spatial location  $n$ , respectively. In vector form,

$$\begin{aligned} \dot{x} &= u + w, \\ z &= \begin{bmatrix} C \\ 0 \end{bmatrix} x + \begin{bmatrix} 0 \\ \gamma I \end{bmatrix} u, \end{aligned} \quad (15)$$

where  $z$  captures a measure of consensus,  $Cx$ , and a scaled measure of the control effort,  $\gamma u$ .

Note that the open-loop system is not a consensus algorithm. Instead the controller  $K$  designed to optimize this performance output  $z$  will be such that the closed-loop system is a consensus algorithm.

We make the assumption that  $C$  is *circulant*, so that the open loop plant is spatially-invariant. We further restrict to relative  $C$ , i.e.  $C\mathbb{1} = 0$ ; as a result, the closed-loop system may have a marginally stable mode at the origin representing the motion of the mean, which is undetectable through  $C$ . In particular, we allow for instability of

$$\mathcal{F}(\tilde{P}; K) = \begin{bmatrix} \Phi_x(s) \\ \Phi_u(s) \end{bmatrix}$$

due to a pole at the origin of  $\Phi_x$ , but stability of

$$\mathcal{F}(P; K) = \begin{bmatrix} C & 0 \\ 0 & \gamma I \end{bmatrix} \mathcal{F}(\tilde{P}; K) I$$

is required for the objective of (14) to remain finite. This problem has been studied in e.g. [16]–[18]. Our main result is stated formally in the following theorem.

**Theorem 3.2:** Let

$$z = \mathcal{F}(P; K)w = \begin{bmatrix} C & 0 \\ 0 & \gamma I \end{bmatrix} \begin{bmatrix} \Phi_x \\ \Phi_u \end{bmatrix} w$$

denote the closed-loop mapping for (15) in feedback with a controller  $u = Kx$ . Assume that  $C$  is a circulant matrix with  $C\mathbb{1} = 0$  with

$$r = \text{rank}(C).$$

If  $r > (2b + 1)$ , then the TF-structured-closed-loop, relative controller design problem (14) is infeasible. In other



words, any controller  $K$  which is relative and closed-loop TF-structured with respect to  $\mathcal{A}^{(b)}$  will result in an unstable closed-loop  $\mathcal{F}(P; K)$ .

*Remark 2:* It is straightforward to show that if  $K$  is relative, then  $K$  will have a minimal *relative* realization, i.e. with “ $B$ ” and “ $D$ ” matrices relative. However, it is unclear whether a relative and closed-loop structured  $K$  will have a realization that is both structured and relative. Thus, we do not impose the additional restriction of a relative structured realization in (14), noting that optimization over this smaller subset would still result in infeasibility.

One interpretation of Theorem 3.2 is the following. It may be desirable to achieve consensus with a control policy implemented in a *local* manner, but a goal of consensus requires the corresponding closed-loop mappings to be full, e.g. every impulse response should be dense and *global* at least eventually. Thus, localization of closed-loop mappings and consensus present two opposite and conflicting design requirements. This result provides a step toward better understanding such conflicting measures.

Enforcing that the closed-loops are TF-structured *localizes* the propagation of disturbances, e.g. if  $(\Phi_x)_{ij}(s) = (\Phi_u)_{ij}(s) = 0$  then a disturbance entering at spatial site  $j$  will not be seen by spatial site  $i$  for all time (see Figure 4a). This is a stringent requirement to employ to ensure structured-realizability of the controller, and we have just seen that it is far from being necessary in the context of relative feedback design problems. The difference between a structured-realizable controller and the stronger notion of a closed-loop TF-structured controller is depicted in Figure 4.

*Corollary 3.3:* Let  $y = Cx$  correspond to one of the following standard measures of consensus:

- *Local Error:*

$$y_n = (C^{\text{LE}}x)_n := x_n - x_{n-1}.$$

- *Deviation from Average:*

$$y_n = (C^{\text{Ave}}x)_n := x_n - \frac{1}{N} \sum_{i=0}^{N-1} x_i.$$

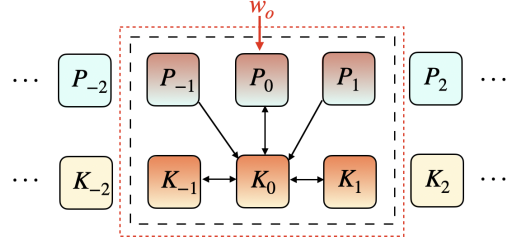
- *Long Range Deviation:*

$$y_n = (C^{\text{LR}}x)_n := x_n - x_{(n-N/2)}.$$

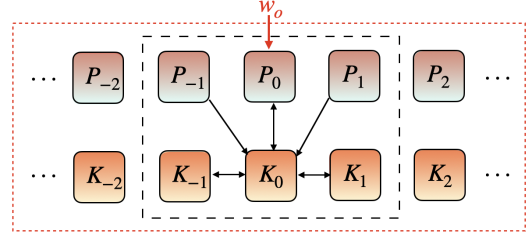
If  $K$  is relative and closed-loop TF-structured for (15) with respect to  $\mathcal{A}^{(b)}$  for any nontrivial choice of  $b$  ( $1 \leq b < \frac{N}{2}$ ), then  $\mathcal{F}(P; K)$  is unstable, i.e. problem (14) is infeasible.

*Proof:* By Theorem 3.2, it is sufficient to show that  $C^{\text{LE}}$ ,  $C^{\text{Ave}}$ , and  $C^{\text{LR}}$  all have rank  $r = (N - 1)$ . This straightforward calculation is omitted. ■

This corollary demonstrates that this infeasibility occurs with both the *local* measure of consensus,  $C^{\text{LE}}$ , as well as for the *global* measures of consensus,  $C^{\text{Ave}}$  and  $C^{\text{LR}}$ . We note that Theorem 3.2 and Corollary 3.3 are generalizations of preliminary results presented in [19], which studied specifically a deviation from average measure of consensus and restricted to optimization over the subset of controllers which are also spatially-invariant. In Section V, we provide further generalizations, considering consensus of 1<sup>st</sup> order subsystems on the undirected  $d$ -dimensional torus  $\mathbb{Z}_N^d$ .



(a) A plant  $P$  in feedback with closed-loop TF-structured controller for  $P$ . Effects of a disturbance are not seen outside a neighborhood of size one for all time. This neighborhood (specified by  $\mathcal{A}$ ) is enclosed by the red dotted line.



(b) A plant  $P$  in feedback with a structured-realizable (but not closed-loop TF-structured) controller. Effects of a disturbance may eventually propagate to all spatial sites.

Fig. 4: A comparison of plant  $P$  in feedback with: (top) a closed-loop TF-structured controller for  $P$ , and (bottom) a structured-realizable (but not closed-loop TF-structured) controller. A disturbance entering into the subplant  $P_0$  at spatial site 0 is denoted by  $w_o$ . In both cases, the controller is implementable using only local information; the black arrows denote the communication of subcontroller  $K_0$ , which is restricted to the neighborhood of size one illustrated with the black dashed line. A red gradient indicates that this disturbance may eventually affect a particular component; all potentially affected sites are enclosed by the red dotted line.

### C. Proof of Theorem 3.2

The key step in proving Theorem 3.2 is to write (14) in terms of the resulting closed-loops. We first utilize the following lemma to write the relative feedback constraint as a convex constraint on the closed-loops; a proof of this result is provided in the Appendix.

*Lemma 3.4:* Let  $P$  denote a plant of the form (10) with  $A$  relative and  $B$  full rank, and let  $u = Kx$  be the state feedback control for this system. Then  $K$  is relative if and only if the corresponding closed-loop transfer function  $\Phi_u$  is relative, i.e.

$$K(s)\mathbf{1} = 0 \Leftrightarrow \Phi_u(s)\mathbf{1} = 0.$$

In particular, a state feedback controller  $K$  for (15) is relative if and only if the corresponding map  $\Phi^u$  is relative.

Lemma 3.4 allows the structured-closed-loop, relative state-feedback controller design problem (14) to be written as:

$$\left. \begin{aligned} \inf_{\Phi_u, \Phi_x} \quad & \left\| \mathcal{F}(P; K) = \begin{bmatrix} C & 0 \\ 0 & \gamma I \end{bmatrix} \begin{bmatrix} \Phi_x \\ \Phi_u \end{bmatrix} \right\|_{\mathcal{H}_2}^2 \\ \text{s.t.} \quad & \begin{bmatrix} sI - 0 & -I \end{bmatrix} \begin{bmatrix} \Phi_x(s) \\ \Phi_u(s) \end{bmatrix} = I \\ & \Phi_x, \Phi_u \text{ strictly proper} \\ & \Phi_x, \Phi_u \text{ TF-structured w.r.t. } \mathcal{A}^{(b)} \text{ (locality)} \\ & \Phi_u \mathbf{1} = 0 \text{ (relative feedback)} \end{aligned} \right\} \quad (16)$$

Rearranging the affine subspace constraint (12) as

$$\Phi_x = \frac{1}{s} (I + \Phi_u), \quad (17)$$

we see that if  $\Phi_u$  is strictly proper and TF-structured with respect to  $\mathcal{A}^{(b)}$ , then  $\Phi_x$  will be strictly proper and TF-structured with respect to  $\mathcal{A}^{(b)}$  as well. Then, (16) can be written as:

$$\left. \begin{array}{l} \inf_{\Phi_u} \left\| \mathcal{F}(P; K) = \begin{bmatrix} C & 0 \\ 0 & \gamma I \end{bmatrix} \begin{bmatrix} \frac{1}{s} (I - \Phi_u) \\ \Phi_u \end{bmatrix} \right\|_{\mathcal{H}_2}^2 \\ \text{s.t. } \Phi_u \text{ strictly proper} \\ \Phi_u \text{ TF-structured w.r.t. } \mathcal{A}^{(b)} \quad (\text{locality}) \\ \Phi_u \mathbb{1} = 0 \quad (\text{relative feedback}) \end{array} \right\} \quad (18)$$

The techniques presented in [20], [21], can be used to convert (18) to an unconstrained model matching problem, which can be solved using standard techniques when the relative feedback assumption is removed. With this relative feedback constraint however, any  $\Phi_u$  in the constraint set of (18) leads to an unstable  $\mathcal{F}(P; K)$ . The details of this argument are provided in the Appendix.

*Remark 3:* We note that [22] has suggested imposing structural constraints on other ‘implementation transfer matrices’ as opposed to on the closed-loops  $\Phi^x, \Phi^u$ . However, imposing TF-structured constraints on these alternate mappings to implement a relative feedback controller via (13) still leads to an infeasible controller design problem for this example.

#### IV. SLS PERFORMANCE GAP

The TF-structured-closed-loop, relative controller design problem (16) provides a convex relaxation of the structured-realizable, relative controller design problem. This convex relaxation was shown to be infeasible for the consensus example (15) presented in Section III; a logical next question then is whether the structured-realizable, relative controller design problem is infeasible for this example as well. We study this question for the case of a deviation from average consensus metric. We show that for this same example, relative and structured controllers (without TF-structured closed loops) that achieve finite  $\mathcal{H}_2$  norm are easily constructed. This shows that the performance gap between (6) and the convex relaxation provided by (9) may be infinite.

Consider the controller given by the static gain

$$K_s := - \begin{bmatrix} 2 & -1 & 0 & \cdots & -1 \\ -1 & 2 & -1 & \cdots & 0 \\ & & \ddots & \ddots & \ddots \\ -1 & 0 & 0 & \cdots & 2 \end{bmatrix}. \quad (19)$$

This controller was presented in e.g. [16], and the resulting closed-loop is a well-known nearest neighbor consensus algorithm.  $K_s$  is relative and an  $\mathcal{A}$ -structured realization is given

by  $\begin{bmatrix} 0 & 0 \\ 0 & K_s \end{bmatrix}$ . To see that  $K_s$  results in a finite closed-loop  $\mathcal{H}_2$  norm, compute

$$\begin{aligned} \|\mathcal{F}(P; K_s)\|_{\mathcal{H}_2}^2 &= \text{tr} \int_0^\infty e^{K^* t} \begin{bmatrix} C^{\text{Ave}} \\ \gamma K_s \end{bmatrix}^* \begin{bmatrix} C^{\text{Ave}} \\ \gamma K_s \end{bmatrix} e^{K t} dt \\ &= (N+1)\gamma^2 + \frac{1}{4} \sum_{n=1}^{M-1} \frac{1}{1 - \cos\left(\frac{2\pi n}{N}\right)} < \infty. \end{aligned} \quad (20)$$

This shows that for any choice of  $b$ , there exists a relative,  $\mathcal{A}$ -realizable controller that results in a stable  $\mathcal{F}(P; K)$ ; this controller however is not closed-loop TF-structured. Thus, the performance gap between the optimal relative, structured-realizable controller and the optimal relative, closed-loop TF-structured controller is *infinite* in this setting.

A potential drawback of the controller  $K_s$  is that it is not network-realizable; in particular, its implementation requires instantaneous access to measurements of neighboring subsystems through the tridiagonal “ $D$ ” matrix. The following example provides a strictly proper approximation of  $K_s$ , which eliminates this need for instant information from neighboring subsystems.

*Example 4.1:* Let  $K_a$  denote a strictly proper approximation of  $K_s$  defined by the realization

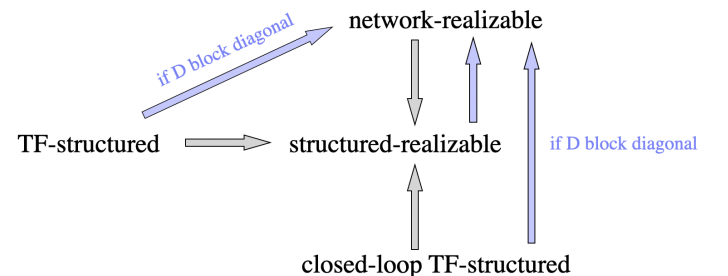
$$K_a := \begin{bmatrix} aI & K_s \\ -aI & 0 \end{bmatrix},$$

for  $a < 0$ . Because the “ $C$ ” and “ $D$ ” matrices of this realization are non-zero only on the diagonal, only instant access to a subcontroller’s own local information is required.  $K_a$  is relative, and network-realizable. Note that  $K_a$  is TF-structured with respect to  $\mathcal{A}$  as well. As  $a \rightarrow -\infty$ , the closed-loop performance achieved by  $K_a$  converges in  $\mathcal{H}_2$  norm to the performance achieved by  $K_s$ .

As  $K_s$  and  $K_a$  achieve finite closed-loop  $\mathcal{H}_2$  cost, Theorem 3.2 implies that neither of these controllers are closed-loop TF-structured. This can also be seen directly by noting that the corresponding closed-loop mappings  $\Phi_x = (sI - 0 - I \cdot K_s)^{-1}$  and  $\Phi_x = (sI - 0 - I \cdot K_a(s))^{-1}$  are full transfer function matrices. This proves the following additional relationships among the different notions of structure.

*Lemma 4.1:* The converse of Theorem 2.3 does not hold: there exist structured-realizable controllers which are not closed-loop TF-structured. In addition, there exist TF-structured controllers which are not closed-loop TF-structured.

The relations between the different notions of structure are depicted in Figure 5 and are summarized in the following diagram.





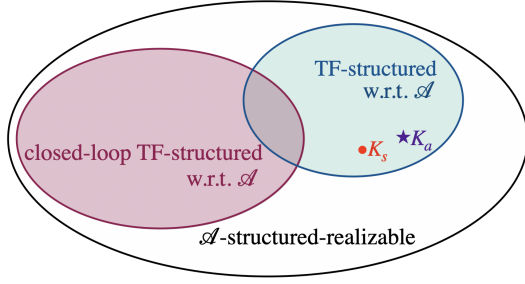


Fig. 5: A Venn diagram depicting the set relations between closed-loop TF-structure, TF-structure, and structured-realizability. The sets of closed-loop TF-structured controllers and TF-structured controllers are both subsets of the set of structured controllers; in general this subset relation is strict. The sets of closed-loop TF-structured and TF-structured controllers are in general non-comparable; their intersection is non-empty and neither is a strict subset of the other. The static, TF-structured controller  $K_s$  (19) is depicted by the dot, and its strictly proper approximation  $K_a$  is denoted by the star; neither of these controllers is closed-loop structured for the plant  $P$  of interest.

Note that in general the sets of closed-loop TF-structured controllers and TF-structured controllers are incomparable: their intersection is non-empty, and neither is a strict subset of the other.

## V. EXTENSION TO HIGHER SPATIAL DIMENSIONS

It has been shown [16] that static relative controllers with subcontroller communication limited to within a prescribed distance are able to regulate large-scale disturbances for the consensus problem in spatial dimension  $d = 3$  but not in spatial dimension  $d = 1$ , i.e. such control policies scale poorly with network size for the consensus of subsystems on the undirected torus  $\mathbb{Z}_N$  but not on the undirected 3-dimensional torus  $\mathbb{Z}_N^3$ . A similar result for controllers with locally 1<sup>st</sup>-order dynamics was demonstrated in [17]. Theorem 3.2 demonstrated a limitation of relative and closed-loop structured controllers for the consensus problem in the spatial dimension  $d = 1$ . Based on the findings of e.g. [16], [17], a relevant question is whether the results of this theorem carry over to the higher spatial dimension setting. To answer this question, we first present some preliminaries on system dynamics in higher spatial dimensions. For simplicity of exposition, we restrict our analysis to the *spatially-invariant* setting.

Given an array  $a \in \mathbb{Z}_N^d$ , we denote by  $T_a$  the operator of circular convolution with the array  $a$ :

$$(T_a x)_n = \sum_{m \in \mathbb{Z}_N^d} a_m x_{n-m},$$

using multi-index notation, e.g.  $a_n = a_{(n_1, \dots, n_d)}$ .

*Example 5.1:* We let  $\mathbb{1} \in \mathbb{Z}_N^d$  denote the array of all ones and let  $\delta \in \mathbb{Z}_N^d$  denote the array defined by

$$\delta_n = \begin{cases} 1, & n = 0 \\ 0, & n \in \mathbb{Z}_N^d \setminus \{0\}. \end{cases}$$

Then  $T_\delta$  is the identity operator, i.e.  $(I x)_n = (T_\delta x)_n := x_n$ , and  $T_{\mathbb{1}}$  is defined by

$$(T_{\mathbb{1}} x)_n := \sum_{m \in \mathbb{Z}_N^d} x_m. \quad (21)$$

We consider systems with *spatially-invariant* dynamics:

$$\begin{aligned} \dot{x}(t) &= (T_a x)(t) + (T_{b_1} w)(t) + (T_{b_2} u)(t) \\ z(t) &= (T_{c_1} x)(t) + (T_{d_{12}} u)(t), \end{aligned} \quad (22)$$

where  $x, u, w$ , and  $z$  are vector-valued functions on the undirected torus  $\mathbb{Z}_N^d$ .  $x, u, w$ , and  $z$  represent the spatially distributed state, control signal, exogenous disturbance and performance output, respectively so that e.g.  $x_n(t)$  represents the state at spatial site  $n \in \mathbb{Z}_N^d$ . We consider the design of a state-feedback controller  $K$  which also has a spatially-invariant representation, i.e. is a *spatially-invariant system*.

*Definition 5.1:* An LTI mapping  $H$  from signal  $x \in \mathbb{Z}_N^d$  to signal  $u \in \mathbb{Z}_N^d$  is a *spatially-invariant system* if operation by  $H$  can be written as spatial convolution in the transfer function domain, i.e.

$$\begin{aligned} (HX)_n(s) &= (T_h X)_n(s) \\ &:= \sum_{m \in \mathbb{Z}_N^d} h_m(s) X_{n-m}(s) = H(s) X(s). \end{aligned} \quad (23)$$

$H$  is completely specified by the sequence of transfer functions  $\{h_m(s)\}_{m \in \mathbb{Z}_N^d}$ , which we refer to as its *convolution kernel*.  $H$  is said to be *stable* if for each  $m$ ,  $h_m$  of the convolution kernel is stable, and *strictly proper* if each  $h_m$  is strictly proper. The  $\mathcal{H}_2$  norm of  $H$  is given by

$$\|H\|_{\mathcal{H}_2}^2 := \sum_{m \in \mathbb{Z}_N^d} \|h_m\|_{\mathcal{H}_2}^2,$$

where we have normalized by the number of subsystems  $N^d$  and exploited the spatial invariance property.

The closed-loop mappings from  $w$  to  $x$  and  $u$  for system (22) in feedback with a spatially-invariant state-feedback controller  $K$  are given by

$$\begin{aligned} X &= (sI - T_a - T_{b_2} K)^{-1} T_{b_1} W &=; \Phi_x T_{b_1} W, \\ U &= K(sI - T_a - T_{b_2} K)^{-1} T_{b_1} W &=; \Phi_u T_{b_1} W. \end{aligned} \quad (24)$$

$\Phi_x$  and  $\Phi_u$  defined by (24) are themselves spatially-invariant systems [23], specified by the convolution kernels  $\{(\phi_x)_m(s)\}_{m \in \mathbb{Z}_N^d}$  and  $\{(\phi_u)_m(s)\}_{m \in \mathbb{Z}_N^d}$ , respectively.

Extending the example considered in spatial dimension one, we consider the problem of distributed consensus of  $N^d$  1<sup>st</sup>-order subsystems on the undirected  $d$ -dimensional torus  $\mathbb{Z}_N^d$ .

We design a controller  $u = Kx$  for (26) that is relative and spatially-invariant, measuring performance with the  $\mathcal{H}_2$  norm of the spatially-invariant closed-loop mapping  $\mathcal{F}(P; K)$ . We restrict to controllers that are *closed-loop TF-structured*, extending this notion to the higher-spatial-dimensional setting. We let  $\mathcal{A}$  be a generalization of the graph defined in Section III; thus  $\mathcal{A}$  refers to the  $d$ -dimensional torus with  $N^d$  nodes with nearest neighbor edges, i.e. there exists an edge between node  $i = (i_1, \dots, i_d)$  and node  $j = (j_1, \dots, j_d)$  if  $|i_k - j_k| \leq 1$  for all  $k = 1, \dots, d$  with  $|i_k - j_k|$  computed modulo  $N$ . We similarly let  $\mathcal{A}^{(b)}$  denote the corresponding  $b$ -hops graph.

*Definition 5.2:* A spatially-invariant controller  $K$  is *closed-loop TF-structured* for plant  $P$  with respect to  $\mathcal{A}^{(b)}$  if the convolution kernels of the resulting closed-loops  $\Phi_x$  and  $\Phi_u$  are *TF-structured* with respect to  $\mathcal{A}^{(b)}$ , i.e. the convolution kernels  $\{(\phi_u)_n(s)\}_{n \in \mathbb{Z}_N^d}$  and  $\{(\phi_x)_n(s)\}_{n \in \mathbb{Z}_N^d}$  satisfy  $(\phi_u)_n(s) = (\phi_x)_n(s) = 0$  whenever  $\max_{1 \leq j \leq d} |n_j| > b$ .

We additionally restrict to relative feedback controllers; this requirement is compactly characterized as follows.

*Lemma 5.1:* A spatially-invariant system  $K$  is relative if and only if  $KT_{\mathbb{1}} = 0$ .

The relative, closed-loop TF-structured design problem in this higher dimensional setting can be formally stated as:

$$\left. \begin{array}{l} \inf_K \quad \|\mathcal{F}(P; K)\|_{H_2}^2 \\ \text{s.t.} \quad K \text{ spatially-invariant,} \\ \quad K \text{ closed-loop TF-structured w.r.t. } \mathcal{A}^{(b)} \text{ (locality)} \\ \quad KT_{\mathbb{1}} = 0 \quad \quad \quad \text{(relative feedback)} \end{array} \right\} \quad (25)$$

We consider an extension of the example provided in Section IV to the higher dimensional setting. The plant dynamics are given in the form (22) by

$$\begin{aligned} \dot{x} &= u + w, \\ z &= \begin{bmatrix} T_c \\ 0 \end{bmatrix} x + \begin{bmatrix} 0 \\ \gamma I \end{bmatrix} u, \end{aligned} \quad (26)$$

where  $T_c := I - \frac{1}{Nd}T_{\mathbb{1}}$ , i.e.  $(T_c x)_n = x_n - \frac{1}{Nd} \sum_{m \in \mathbb{Z}_N^d} x_m$ , so that the output  $z$  captures a deviation from average measure of consensus,  $T_c x$ , and a weighting of the control action,  $\gamma u$ . The closed-loop from disturbance to performance output is given by

$$z = \mathcal{F}(P; K)w = \begin{bmatrix} T_c & 0 \\ 0 & \gamma I \end{bmatrix} \begin{bmatrix} \Phi_x \\ \Phi_u \end{bmatrix} w.$$

*Theorem 5.2:* Problem (25) is infeasible: if  $u = Kx$  is relative, spatially-invariant, and closed-loop TF-structured for (26) with respect to  $\mathcal{A}^{(b)}$  for any  $1 \leq b < \frac{N}{2}$ , then  $\mathcal{F}(P; K)$  is not stable.

The key idea of this proof is to use generalizations of Lemmas 3.1 and 3.4 to write (25) as

$$\left. \begin{array}{l} \inf_{\Phi_x, \Phi_u} \quad \left\| \mathcal{F}(P; K) = \begin{bmatrix} T_c & 0 \\ 0 & \gamma I \end{bmatrix} \begin{bmatrix} \Phi_x \\ \Phi_u \end{bmatrix} \right\|_{\mathcal{H}_2}^2 \\ \text{s.t.} \quad s\Phi_x - \Phi_u = I, \\ \quad \Phi_u, \Phi_x \text{ strictly proper,} \\ \quad \Phi_u, \Phi_x \text{ TF-structured w.r.t. } \mathcal{A}^{(b)} \text{ (locality)} \\ \quad \Phi_u T_{\mathbb{1}} = 0 \quad \quad \quad \text{(relative feedback)} \end{array} \right\} \quad (27)$$

Note that (27) simplifies to (16) (with an additional spatial invariance constraint) in the case of dimension  $d = 1$ . The details of this reformulation, along with a proof that (27) is infeasible are provided in the Appendix.

## VI. DISCUSSION & OPEN PROBLEMS

Optimal design of a distributed controller that is structured (or network) realizable with respect to an underlying communication graph remains an open problem in general settings. The SLS approach provides an upper bound by optimizing over the set of *closed-loop TF-structured* controllers; this allows for a search over dynamic controllers with arbitrary amounts of memory and is tractably solvable via a convex optimization problem. This paper demonstrated, through an example, that this closed-loop TF-structured optimal controller design problem may be infeasible, when relative feedback constraints are imposed. This highlights that imposing sparsity

structure on the closed-loop maps is perhaps too heavy-handed of a restriction to ensure structured implementation. The SLS framework however does enable the imposition of other structural constraints on the closed loop, provided they are convex. There maybe other (than specified sparsity of the transfer function matrices) closed-loop structures that still enable the implementation of structured-realizable controllers from a closed loop design. This is the subject of current and future research.

The question of how to *realize* a controller in the distributed setting remains an open problem. In this setting, it is no longer desirable to implement controllers using minimal state-space realizations; instead some sort of tradeoff between local controller state dimension and subcontroller communication requirements should be considered. This important issue appears to have been first pointed out in [12], [13], [24]. SLS has begun to address this question [11], and recent works including [9], [10], [14], [19], [25] have added to this discussion.

## REFERENCES

- [1] F. Dörfler, M. R. Jovanović, M. Chertkov, and F. Bullo, "Sparsity-promoting optimal wide-area control of power networks," *IEEE Transactions on Power Systems*, vol. 29, no. 5, pp. 2281–2291, 2014.
- [2] F. Lin, M. Fardad, and M. R. Jovanović, "Design of optimal sparse feedback gains via the alternating direction method of multipliers," *IEEE Transactions on Automatic Control*, vol. 58, no. 9, pp. 2426–2431, 2013.
- [3] S. Fattahi, G. Fazelnia, J. Lavaei, and M. Arcak, "Transformation of optimal centralized controllers into near-globally optimal static distributed controllers," *IEEE Transactions on Automatic Control*, vol. 64, no. 1, pp. 66–80, 2018.
- [4] N. Motee and A. Jadbabaie, "Optimal control of spatially distributed systems," *IEEE Transactions on Automatic Control*, vol. 53, no. 7, pp. 1616–1629, 2008.
- [5] B. Bamieh, F. Paganini, and M. A. Dahleh, "Distributed control of spatially invariant systems," *IEEE Transactions on automatic control*, vol. 47, no. 7, pp. 1091–1107, 2002.
- [6] B. Bamieh and P. G. Voulgaris, "A convex characterization of distributed control problems in spatially invariant systems with communication constraints," *Systems & control letters*, vol. 54, no. 6, pp. 575–583, 2005.
- [7] M. Rotkowitz and S. Lall, "A characterization of convex problems in decentralized control," *IEEE transactions on Automatic Control*, vol. 50, no. 12, pp. 1984–1996, 2005.
- [8] M. C. Rotkowitz and N. C. Martins, "On the nearest quadratically invariant information constraint," *IEEE Transactions on Automatic Control*, vol. 57, no. 5, pp. 1314–1319, 2011.
- [9] L. Furieri, Y. Zheng, A. Papachristodoulou, and M. Kamgarpour, "Sparsity invariance for convex design of distributed controllers," *IEEE Transactions on Control of Network Systems*, 2020.
- [10] L. Furieri, Y. Zheng, A. Papachristodoulou, and M. Kamgarpour, "An input–output parametrization of stabilizing controllers: Amidst youla and system level synthesis," *IEEE Control Systems Letters*, vol. 3, no. 4, pp. 1014–1019, 2019.
- [11] Y.-S. Wang, N. Matni, and J. C. Doyle, "A system level approach to controller synthesis," *IEEE Transactions on Automatic Control*, 2019.
- [12] A. S. M. Vamsi and N. Elia, "Optimal distributed controllers realizable over arbitrary networks," *IEEE Transactions on Automatic Control*, vol. 61, no. 1, pp. 129–144, 2015.
- [13] L. Lessard, M. Krystalny, and A. Rantzer, "On structured realizability and stabilizability of linear systems," in *2013 American Control Conference*, pp. 5784–5790, IEEE, 2013.
- [14] A. Rantzer, "Realizability and internal model control on networks," in *2019 18th European Control Conference (ECC)*, pp. 3475–3477, IEEE, 2019.
- [15] S. P. Boyd and C. H. Barratt, *Linear controller design: limits of performance*. Prentice Hall Englewood Cliffs, NJ, 1991.
- [16] B. Bamieh, M. R. Jovanovic, P. Mitra, and S. Patterson, "Coherence in large-scale networks: Dimension-dependent limitations of local feedback," *IEEE Transactions on Automatic Control*, vol. 57, no. 9, pp. 2235–2249, 2012.

### A. Proof of Lemma 2.1

Let  $G$  be TF-structured with respect to  $\mathcal{A}$ . We construct a structured realization of  $G$  as follows. For all  $G_{ij} \neq 0$ , define  $A_{ij}, B_{ij}, C_{ij}, D_{ij}$  from any realization  $G_{ij} = C_{ij}(sI - A_{ij})^{-1}B_{ij} + D_{ij}$ , and for  $G_{ij} = 0$ , define  $A_{ij}, B_{ij}$ , and  $C_{ij}$  to be empty matrices, and  $D_{ij} = 0$ . We can realize each row  $G_i$  of  $G$  as

$$G_i = \left[ \begin{array}{c|c} \overline{A_i} & \overline{B_i} \\ \hline \overline{C_i} & \overline{D_i} \end{array} \right]$$

$$:= \left[ \begin{array}{ccc|ccc} A_{i1} & & & B_{i1} & & \\ & \ddots & & & \ddots & \\ & & A_{i,N} & & & B_{i,N} \\ \hline C_{1i} & \cdots & C_{1,N} & D_{1i} & \cdots & D_{1,N} \end{array} \right].$$

The entire system  $G$  can then be realized as

$$G = \left[ \begin{array}{c|c} A & B \\ \hline C & D \end{array} \right] := \left[ \begin{array}{c|c} \overline{A}_1 & \overline{B}_1 \\ & \vdots \\ & \overline{A}_N \\ \hline \overline{C}_1 & \cdots & \overline{C}_N \\ \hline \overline{D}_1 & \cdots & \overline{D}_N \end{array} \right] =$$

where the dashed lines represent the partitioning of inputs, outputs and states according to site index. It is clear that  $A$  and  $C$  are block diagonal, and therefore  $A, C \in \mathcal{S}(\mathcal{A})$  trivially. The matrices  $B$  and  $D$  have a block structure such that the  $ij$ 'th block is zero if  $\mathcal{A}_{ij} = 0$ , i.e.  $B, D \in \mathcal{S}(\mathcal{A})$ . Thus the realization  $(A, B, C, D)$  is  $\mathcal{A}$ -structured.

Note that if the  $D$  matrix is block diagonal, then both  $C$  and  $D$  are block diagonal, and the above system is thus also network-realizable. Note that a similar construction to the above can alternatively yield a block-diagonal  $B$  matrix if we begin by realizing each column of  $G$  rather than each row.

The converse does not hold, as demonstrated by the following example. Let

$$\mathcal{A} := \begin{bmatrix} 1 & 1 & 0 \\ 1 & 1 & 1 \\ 0 & 1 & 1 \end{bmatrix},$$

and define  $G = \left[ \begin{array}{c|c} A & I \\ \hline I & 0 \end{array} \right]$ , with  $A := \begin{bmatrix} -2 & 1 & 0 \\ 1 & -2 & 1 \\ 0 & 1 & -2 \end{bmatrix}$ .

Then  $G$  is structured-realizable (also network-realizable), but a direct calculation shows that  $G(s) = I(sI - A)^{-1}I$  is not TF-structured with respect to  $\mathcal{A}$ .

### B. Relative Measurements and the proof of Lemma 2.2

Denote the  $n$ 'th row of  $K$  by  $K^n$ . It is clear that the condition  $K\mathbb{1} = 0$  applies row-by-row, i.e.

$$K \mathbb{1} = 0 \quad \Leftrightarrow \quad K^n \mathbb{1} = 0, \quad n = 1, \dots, N,$$

and we therefore can examine the relation between each scalar output and all inputs individually and drop the superscript  $n$ .

One direction in the proof of Lemma 2.2 is easy. If  $K$  is relative, meaning that it can be written in the form (5), then if we act on the vector  $\mathbb{1}$  with it

$$K(s)\mathbb{1} = \sum_{1 \leq i < j \leq N} \mathcal{K}_{ij}(s) (1 - 1) = 0.$$

For simplicity of notation, we will drop the argument  $s$  from transfer functions going forward.

The other direction is to show that if  $K\mathbb{1} = 0$ , then we can rewrite  $Ky$  in the form (5)

$$u = Ky = \sum_{1 \leq i < j \leq N} \mathcal{K}_{ij} (y_i - y_j). \quad (28)$$

Without loss of generality, we can assume each  $\mathcal{K}_{ij}$  to be SISO, which is equivalent to assuming each signal  $y_i$  to be scalar. If  $Ky$  can be written in the above form for each of the scalar subcomponent of each  $y_i$ , then concatenating these representations as columns would give the representation for vector signals  $\{y_i\}$ .

Note that the form (28) involves  $(N^2 - N)/2$  transfer functions  $\{\mathcal{K}_{ij}\}$ . It is useful to rewrite this relation using more compact matrix notation. Form the  $N \times N$  skew-symmetric (not skew-Hermitian) transfer function matrix

$$\mathcal{K} := \begin{bmatrix} 0 & -\mathcal{K}_{12} & \cdots & -\mathcal{K}_{1N} \\ \mathcal{K}_{12} & 0 & & \\ \vdots & & \ddots & \\ \mathcal{K}_{1N} & & & 0 \end{bmatrix}, \quad (29)$$

Then the relation (28) can be compactly written

$$Ky = \mathbb{1}^T \mathcal{K}y.$$

Therefore the relation between  $K$  and  $\mathcal{K}$  (after transposing) is

$$\begin{bmatrix} 0 & & \mathcal{K}_{ij} \\ & \ddots & \\ -\mathcal{K}_{ij} & & 0 \end{bmatrix} \begin{bmatrix} 1 \\ \vdots \\ 1 \end{bmatrix} = \begin{bmatrix} K_1 \\ \vdots \\ K_N \end{bmatrix}. \quad (30)$$

If we think about solving for  $\mathcal{K}$  from a given  $K$  using the equation above, it is clearly a highly underdetermined system of linear equations. If one solution exists, then there are an infinite number of other solutions.

We want to characterize when there exists solutions to (30). We can actually say more than that. It is possible to characterize when there exists solutions with a particular sparsity structure, i.e. where  $K$  is rewritten in (28) using only differences  $y_i - y_j$  with the pairings  $(i, j)$  selected as the edges of a pre-specified graph. We state this formally.

*Lemma A.1:* Let  $\mathcal{A}$  be the adjacency matrix of an undirected graph. Let  $K$  in (30) be such that  $K\mathbb{1} = 0$ , then there exists a solution  $\{\mathcal{K}_{ij}\}$  to (30) with the same sparsity structure as  $\mathcal{A}$ , i.e.

$$\mathcal{A}_{ij} = 0 \quad \Rightarrow \quad \mathcal{K}_{ij} = 0$$

iff the graph  $\mathcal{A}$  is connected.

Note that the graph  $\mathcal{A}$  in this lemma is unrelated to the graph with which locality of transfer function matrices or their realizations is specified. The concepts of relative systems and structured systems are independent concepts.

*Proof:*

Define the following sets of complex matrices

$$\mathcal{S} := \{M \in \mathbb{C}^{N \times N}; M^T = -M\}, \text{ (skew-symmetric matrices)}$$

$$\mathcal{S}_{\mathcal{A}} := \{M \in \mathcal{S}; \text{sp}(M) = \mathcal{A}\}, \text{ (skew-symmetric w/ sparsity } \mathcal{A}\text{)},$$

where  $\text{sp}(M)$  stands for the matrix of the sparsity pattern of  $M$ . Note that these sets are vector spaces. Now consider the matrix operator

$$\mathcal{L}_{\mathcal{S}_{\mathcal{A}}} : \mathcal{S}_{\mathcal{A}} \rightarrow \mathbb{C}^N, \quad \mathcal{L}_{\mathcal{S}_{\mathcal{A}}}(M) := M\mathbb{1}.$$

The solvability of

$$\mathcal{K}^T(s) \mathbb{1} = K^T(s), \quad (31)$$

with a solution of same sparsity as  $\mathcal{A}$  is equivalent to the solvability of

$$\mathcal{L}_{\mathcal{S}_{\mathcal{A}}}(\mathcal{K}(s)) = K^T(s),$$

which in turn is equivalent to the statement

$$K^T(s) \in \text{Im}(\mathcal{L}_{\mathcal{S}_{\mathcal{A}}}), \quad (32)$$

where  $\text{Im}(\cdot)$  denotes the image space of the operator. All of the above statements are to be interpreted as required to hold for each  $s \in \mathbb{C}$  except at isolated points.

Thus we have converted the solvability question to one about the range space of a matrix operator. Recall the following important consequence of the fundamental theorem of linear algebra

$$\text{Im}(\mathcal{L}_{\mathcal{S}_{\mathcal{A}}}) = \text{Im}(\mathcal{L}_{\mathcal{S}_{\mathcal{A}}} \mathcal{L}_{\mathcal{S}_{\mathcal{A}}}^\dagger),$$

where  $\mathcal{L}_{\mathcal{S}_{\mathcal{A}}}^\dagger : \mathbb{C}^N \rightarrow \mathbb{C}^{N \times N}$  is the adjoint. It turns out that it is much easier to characterize  $\mathcal{L}_{\mathcal{S}_{\mathcal{A}}} \mathcal{L}_{\mathcal{S}_{\mathcal{A}}}^\dagger$  in terms of the graph connectivity as stated in the following lemma whose proof is given below.

*Lemma A.2:* The composition of  $\mathcal{L}_{\mathcal{S}_{\mathcal{A}}}$  with its adjoint is given by

$$\mathcal{L}_{\mathcal{S}_{\mathcal{A}}} \mathcal{L}_{\mathcal{S}_{\mathcal{A}}}^\dagger = \frac{1}{2} L$$

where  $L$  is the Laplacian of the graph  $\mathcal{A}$ .

For undirected networks,  $L$  is a symmetric matrix, and thus its image and null spaces are mutually orthogonal. A standard result in algebraic graph theory states that a graph is connected iff the null space of  $L$  is just  $\mathbb{1}$ , i.e. it is connected iff

$$\text{Nu}(L) = \text{span}(\mathbb{1}) \quad \Leftrightarrow \quad \mathbb{1}^\perp = \text{Im}(L).$$

Note that the condition (32) is required not for any  $K(s)$ , but only those that are such that  $K(s)\mathbb{1} = 0$ , i.e.  $K(s) \in \mathbb{1}^\perp$ , which is exactly  $\text{Im}(L)$ . We therefore conclude that

$$K(s)\mathbb{1} = 0 \quad \Rightarrow \quad K^T(s) \in \text{Im}(L) = \text{Im}(\mathcal{L}_{\mathcal{A}} \mathcal{L}_{\mathcal{A}}^\dagger) = \text{Im}(\mathcal{L}_{\mathcal{A}}),$$

and the equation (31) is solvable with a  $\mathcal{K}(s)$  that has the same sparsity structure as the graph  $\mathcal{A}$ . ■

*Proof of Lemma A.2*

The first step is to compute the adjoint  $\mathcal{L}_{\mathcal{S}_{\mathcal{A}}}^\dagger$ , and then compute the composition  $\mathcal{L}_{\mathcal{S}_{\mathcal{A}}} \mathcal{L}_{\mathcal{S}_{\mathcal{A}}}^\dagger$ . To compute the adjoint, it is easier to work with the following operator

$$\mathcal{L} : \mathbb{C}^{N \times N} \rightarrow \mathbb{C}^N, \quad \mathcal{L}(M) := M\mathbb{1},$$

and note that  $\mathcal{L}_{\mathcal{S}_{\mathcal{A}}} = \mathcal{L}|_{\mathcal{S}_{\mathcal{A}}}$ , i.e. the restriction of  $\mathcal{L}$  to  $\mathcal{S}_{\mathcal{A}}$ . It then follows that

$$\mathcal{L}_{\mathcal{S}_{\mathcal{A}}}^\dagger = \Pi_{\mathcal{S}_{\mathcal{A}}} \mathcal{L}^\dagger = \Pi_{\mathcal{S}_{\mathcal{A}}} \Pi_{\mathcal{S}} \mathcal{L}^\dagger,$$

where we have written the projection as the composition of two projections that are each easier to compute. In summary, we have

$$\mathcal{S}_{\mathcal{A}} \xleftarrow{\Pi_{\mathcal{S}_{\mathcal{A}}}} \mathcal{S} \xleftarrow{\Pi_{\mathcal{S}}} \mathbb{C}^{N \times N} \xleftarrow{\mathcal{L}^\dagger} \mathbb{C}^N$$

Each of those three operators are easy to compute. If  $M$  is a skew-symmetric matrix, then

$$\Pi_{\mathcal{S}_{\mathcal{A}}} : \mathcal{S} \rightarrow \mathcal{S}_{\mathcal{A}}, \quad \Pi_{\mathcal{S}_{\mathcal{A}}}(M) = \mathcal{A} \circ M,$$

where  $\circ$  is the Hadamard (element-by-element) product of two matrices. Now if  $M$  is any complex matrix, then

$$\Pi_{\mathcal{S}} : \mathbb{C}^{N \times N} \rightarrow \mathcal{S}, \quad \Pi_{\mathcal{S}}(M) = \frac{1}{2}(M - M^T).$$

Finally, given any complex vector  $v$

$$\mathcal{L}^\dagger : \mathbb{C}^N \rightarrow \mathbb{C}^{N \times N}, \quad \mathcal{L}^\dagger(v) = v\mathbb{1}^T.$$

The last fact follows from the requirement  $\forall M \in \mathbb{C}^{N \times N}$

$$\text{tr}((\mathcal{L}^\dagger v)^* M) = \langle \mathcal{L}^\dagger v, M \rangle \equiv \langle v, \mathcal{L}(M) \rangle = \text{tr}(v^* M\mathbb{1}).$$

Putting it all together, we conclude that

$$\mathcal{L}_{\mathcal{S}_{\mathcal{A}}}^\dagger v = \Pi_{\mathcal{S}_{\mathcal{A}}} \Pi_{\mathcal{S}} \mathcal{L}^\dagger v = \frac{1}{2} \mathcal{A} \circ (v\mathbb{1}^T - \mathbb{1}v^T)$$

Finally, we compute the composition  $\mathcal{L}_{\mathcal{S}_A} \mathcal{L}_{\mathcal{S}_A}^\dagger$ . First note that if  $\mathcal{A}$  is the adjacency matrix of an undirected graph, the following is a useful characterization of the Laplacian

$$L = D - \mathcal{A} = \text{diag}(\mathcal{A}\mathbb{1}) - \mathcal{A},$$

where  $D$  is the diagonal matrix of node degrees, which is  $\text{diag}(\mathcal{A}\mathbb{1})$ , where  $\text{diag}(w)$  makes a diagonal matrix from the entries of the vector  $w$ . Now compute

$$\begin{aligned} 2 \mathcal{L}_{\mathcal{S}_A} \mathcal{L}_{\mathcal{S}_A}^\dagger v &= [\mathcal{A} \circ (v\mathbb{1}^T - \mathbb{1}v^T)] \mathbb{1} \\ &= [\mathcal{A} \circ (v\mathbb{1}^T) - \mathcal{A} \circ (\mathbb{1}v^T)] \mathbb{1} \\ &\stackrel{1}{=} [\text{diag}(v) \mathcal{A} \text{diag}(\mathbb{1}) - \text{diag}(\mathbb{1}) \mathcal{A} \text{diag}(v)] \mathbb{1} \\ &= [\text{diag}(v) \mathcal{A} I - I \mathcal{A} \text{diag}(v)] \mathbb{1} \\ &= \text{diag}(v) \mathcal{A} \mathbb{1} - \mathcal{A} \text{diag}(v) \mathbb{1} \\ &\stackrel{2}{=} \text{diag}(\mathcal{A}\mathbb{1}) v - \mathcal{A} v = Dv - \mathcal{A}v = Lv, \end{aligned}$$

where  $\stackrel{1}{=}$  follows from the fact that the Hadamard product with a rank one matrix  $\mathcal{A} \circ (uv^T) = \text{diag}(u) \mathcal{A} \text{diag}(v)$ , and  $\stackrel{2}{=}$  follows from  $\text{diag}(v) w = \text{diag}(w) v$  for any two vectors  $v$  and  $w$ .

### C. Proof of Theorem 2.3

We first demonstrate that the inner feedback loop (denoted by  $\frac{1}{s^2}(\Phi_{xx})^{-1}$  in Figure 1b) has a structured realization with a zero “ $D$ ” block (strictly proper). Since  $\Phi_{xx}$  and  $\Phi_{ux}$  are TF-structured w.r.t.  $\mathcal{A}$  and strictly proper, we may construct realizations using Lemma 2.1:

$$\Phi_{xx} = \left[ \begin{array}{c|c} A_x & B_x \\ \hline C_x & 0 \end{array} \right],$$

with  $B_x \in \mathcal{S}(\mathcal{A})$  and  $A_x, C_x$  block diagonal. From (8), we see that  $s\Phi_{xx} - (A\Phi_{xx} - B\Phi_{ux}) = I$ ; as  $A\Phi_{xx}$  and  $B\Phi_{ux}$  are strictly proper, the “ $D$ ” block of a realization of  $s\Phi_{xx}$  must be the identity:

$$s\Phi_{xx} = \left[ \begin{array}{c|c} A_x & B_x \\ \hline C_x A_x & I \end{array} \right].$$

A realization of the inner feedback loop  $\frac{1}{s^2}(\Phi_{xx})^{-1}$  in Figure 1b is then

$$\frac{1}{s^2}(\Phi_{xx})^{-1} = \left[ \begin{array}{c|c} A_x & B_x \\ \hline -C_x A_x^2 & -C_x A_x B_x \\ \hline 0 & I \end{array} \right].$$

$A_x$  and  $-C_x A_x^2$  are block diagonal and  $B_x, -C_x A_x B_x \in \mathcal{S}(\mathcal{A})$ . Reordering the states appropriately leads to a realization of  $\frac{1}{s^2}(\Phi_{xx})^{-1}$  that is structured w.r.t.  $\mathcal{A}$ :

$$\frac{1}{s^2}(\Phi_{xx})^{-1} = \left[ \begin{array}{c|c} A_L & B_L \\ \hline C_L & 0 \end{array} \right],$$

$A_L \in \mathcal{S}(\mathcal{A})$ ,  $B_L, C_L$  block diagonal. The controller implementation is then depicted in terms of realizations in Figure 6, where realizations of the closed-loops are:

$$\Phi_{xy} = \left[ \begin{array}{c|c} A_{xy} & B_{xy} \\ \hline C_{xy} & 0 \end{array} \right], \quad \Phi_{ux} = \left[ \begin{array}{c|c} A_{ux} & B_{ux} \\ \hline C_{ux} & 0 \end{array} \right],$$

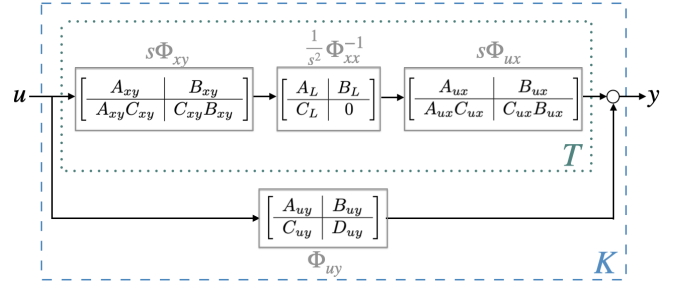


Fig. 6: An implementation of the controller  $K$  resulting from the SLS design procedure, utilizing structured realizations of the corresponding closed-loop mappings. This implementation provides a state-space realization of  $K$  which is structured.

$$\Phi_{uy} = \left[ \begin{array}{c|c} A_{uy} & B_{uy} \\ \hline C_{uy} & D_{uy} \end{array} \right],$$

with  $A_{xy}, A_{ux}, A_{uy}, C_{xy}, C_{ux}, C_{uy}$  block diagonal and  $B_{xy}, B_{ux}, B_{uy}, D_{uy} \in \mathcal{S}(\mathcal{A})$ . The top cascade interconnection  $T$  depicted in Figure 6 is strictly proper, and each component of this interconnection is a structured realization w.r.t.  $\mathcal{A}$ . Moreover, each component of this cascade connection has a “ $C$ ” matrix which is block diagonal. It can be shown, using arguments similar to that of [14] that  $(T)$  has a realization

$$T = \left[ \begin{array}{c|c} A_T & B_T \\ \hline C_T & 0 \end{array} \right],$$

$A_T, B_T, C_T \in \mathcal{S}(\mathcal{A})$ . Similarly, it can be shown that the parallel interconnection of  $T$  with  $\Phi_{uy}$  (forming  $K$ ) will be  $\mathcal{A}$ -structured-realizable.

### D. Example for the non-equivalence of TF-structured and closed-loop TF-structured designs

We prove that closed-loop TF-structure does not imply TF-structure through an explicit counterexample. Let

$$\mathcal{A} = \left[ \begin{array}{ccc} 1 & 1 & 0 \\ 1 & 1 & 1 \\ 0 & 1 & 1 \end{array} \right],$$

$P$  be a plant with dynamics  $\dot{x} = u + w$ , and the control  $u = Kx$  for this plant be given by

$$K(s) = \frac{s}{(s+1)^2(s+2)^2 - (s+1)^2 - (s+2)^2} \cdot \begin{bmatrix} (s+2)^2 & (s+1)(s+3)^2 & -(s+1)(s+3) \\ (s+1)(s+3)^2 & -(s+1)^2 - (s+3)^2 & (s+1)^2(s+3) \\ -(s+1)(s+3) & (s+1)^2(s+3) & -(s+1)^2 \end{bmatrix} \quad (33)$$

Then  $K$  is not TF-structured w.r.t.  $\mathcal{A}$  since  $K_{31}(s)$  and  $K_{13}(s)$  are nonzero. The resulting closed-loop maps are given by

$$\Phi^x(s) = \frac{1}{s} \left[ \begin{array}{ccc} 1 & \frac{1}{s+1} & 0 \\ \frac{1}{s+1} & 1 & \frac{1}{s+2} \\ 0 & \frac{1}{s+2} & 1 \end{array} \right],$$

$$\Phi^u(s) = \left[ \begin{array}{ccc} 0 & \frac{1}{s+1} & 0 \\ \frac{1}{s+1} & 0 & \frac{1}{s+2} \\ 0 & \frac{1}{s+2} & 0 \end{array} \right],$$

so that  $K$  is closed-loop TF-structured for plant  $P$  w.r.t.  $\mathcal{A}$ .

### E. Proof of Lemma 3.4

Given a controller  $u = Kx$ , the resulting closed-loop transfer function  $\Phi_u$  for system (15) is given by

$$\Phi_u(s) = K(s)(sI - A - BK(s))^{-1}.$$

First assume  $K$  is relative, i.e.  $K(s)\mathbb{1} = 0$ . Then

$$(sI - A - BK(s))\mathbb{1} = s\mathbb{1},$$

so that

$$\begin{aligned} \Phi_u(s)\mathbb{1} &= K(s)(sI - A - BK(s))^{-1}\mathbb{1} \\ &= BK(s)\frac{1}{s}\mathbb{1} = \frac{1}{s}B \cdot K(s)\mathbb{1} = 0. \end{aligned} \quad (34)$$

Conversely, assume that  $\Phi_u$  is relative, i.e.  $\Phi_u(s)\mathbb{1} = 0$ . Then,

$$\begin{aligned} \mathbb{1} &= (sI - A - BK(s))(sI - A - BK(s))^{-1}\mathbb{1} \\ &= (sI - A)(sI - A - BK(s))^{-1}\mathbb{1} - B\Phi_u(s)\mathbb{1} \\ &= (sI - A)(sI - A - BK(s))^{-1}\mathbb{1}. \end{aligned}$$

Thus, using the fact that  $A$  is relative,

$$\begin{aligned} 0 &= (sI - A)^{-1}\mathbb{1} - (sI - A - BK(s))^{-1}\mathbb{1} \\ &= \frac{1}{s}\mathbb{1} - (sI - A - BK(s))^{-1}\mathbb{1}. \end{aligned}$$

Rearranging, we have that

$$\begin{aligned} s\mathbb{1} &= (sI - A - BK(s))\mathbb{1} = s\mathbb{1} - 0 - BK(s)\mathbb{1} \\ &\Rightarrow BK(s)\mathbb{1} = 0 \\ &\Rightarrow K(s)\mathbb{1} = 0, \end{aligned}$$

so that  $K$  is relative.

### F. Completion of Proof of Theorem 3.2

Assume  $\frac{1}{s}C(I - \Phi_u)$  is stable. Then each entry of the transfer matrix  $C(I - \Phi_u(s))$  has a zero at  $s = 0$ . Equivalently, for each  $i = 1, \dots, n$ ,

$$C_i - C(\Phi_u)_i(0) = 0_{n \times 1} \quad (35)$$

where  $C_i$  is the  $i^{\text{th}}$  column of  $C$ , and  $(\Phi_u)_i$  is the  $i^{\text{th}}$  column of  $\Phi_u$ . Define a mapping

$$(\Phi_u)_i(0) \in \mathbb{R}^{n \times 1} \mapsto (\tilde{\Phi}_u)_i(0) \in \mathbb{R}^{(2b+1) \times 1}$$

which removes all constrained zero entries of  $(\Phi_u)_i$  due to the constraint that  $\Phi_u$  is TF-structured w.r.t.  $\mathcal{A}^{(b)}$ . Similarly define a mapping

$$C \in \mathbb{R}^{n \times n} \mapsto \tilde{C}(i) \in \mathbb{R}^{n \times (2b+1)}$$

by extracting the columns of  $C$  which correspond to the constrained zero entries of  $\Phi_u$ . Then (35) can be rewritten as

$$\tilde{C}(i)(\tilde{\Phi}_u)_i(0) = C_i. \quad (36)$$

One solution  $\tilde{\Phi}_i^u(0)$  of (36) is given by the unit basis vector  $e_k$ , where  $k$  denotes the column of  $\tilde{C}(i)$  that is equal to  $C_i$ . Since  $C$  is circulant and of rank  $r > (2b + 1)$ , the matrix  $\tilde{C}(i)$  will have full column rank, so that this solution  $(\tilde{\Phi}_u)_i(0)$  is unique. Thus, the solution  $\Phi_u(0)$  composed of all columns  $(\Phi_u)_i$  will be nonzero and will contain entries of only ones and zeros. Thus, it could not be that  $\Phi_u\mathbb{1} = 0$ .

### G. Proof of Theorem 5.2

A generalization of the closed-loop controller parameterization to the higher spatial dimension setting is as follows. A spatially-invariant system  $K$  is a controller  $u = Kx$  for (22) if and only if the closed-loop spatially-invariant systems  $\Phi_x$  and  $\Phi_u$  are strictly proper and satisfy

$$\begin{bmatrix} sI - T_a & -T_{b_2} \end{bmatrix} \begin{bmatrix} \Phi_x(s) \\ \Phi_u(s) \end{bmatrix} = I.$$

Then using the definition  $T_c := I - \frac{1}{N^d}T_{\mathbb{1}}$ , this allows (25) to be written as

$$\begin{aligned} \inf_{\Phi_u} & \left\| \begin{bmatrix} T_c & 0 \\ 0 & \gamma I \end{bmatrix} \begin{bmatrix} \frac{1}{s}(I + \Phi_u) \\ \Phi_u \end{bmatrix} \right\|_{\mathcal{H}_2}^2 \\ \text{s.t. } & \Phi_u \text{ strictly proper,} \\ & \Phi_u \text{ TF-structured w.r.t. } \mathcal{A}^{(b)}, \\ & \Phi_u T_{\mathbb{1}} = 0 \\ \geq & \inf_{\Phi_u} \left\| \frac{1}{s} \left( I - \frac{1}{N^d} T_{\mathbb{1}} \right) (I + \Phi_u) \right\|_{\mathcal{H}_2}^2 \\ \text{s.t. } & \Phi_u \text{ strictly proper,} \\ & \Phi_u \text{ TF-structured w.r.t. } \mathcal{A}^{(b)}, \\ & \Phi_u T_{\mathbb{1}} = 0, \end{aligned} \quad (37)$$

The objective of (37) can be written as

$$\begin{aligned} & \left\| \frac{1}{s} \left( I - \frac{1}{N^d} T_{\mathbb{1}} \right) (I + \Phi_u) \right\|_{\mathcal{H}_2}^2 \\ &= \sum_{j=0}^{N-1} \left\| \frac{1}{s} \left( \delta(j) + (\phi_u)_j - \frac{1}{N^d} - \frac{1}{N^d} \sum_i (\phi_u)_i \right) \right\|_{\mathcal{H}_2}^2 \\ &\geq \sum_{|j|>b} \left\| \frac{1}{s} \left( (\phi_u)_j - \frac{1}{N^d} \right) \right\|_{\mathcal{H}_2}^2, \end{aligned}$$

where the first equality follows from the definition of the  $\mathcal{H}_2$  norm for spatially-invariant systems and the inequality holds as  $\Phi_u T_{\mathbb{1}} = 0$  implies  $\sum_i (\phi_u)_i = 0$ . Since  $\Phi_u$  is constrained to be TF-structured w.r.t.  $\mathcal{A}^{(b)}$ ,  $(\phi_u)_j = 0$  for all  $|j| > b$ . Therefore (37) is bounded below by:

$$\inf_{\Phi_u \in \mathcal{R}_s} \sum_{|j|>b} \left\| \frac{1}{s} \left( 0 - \frac{1}{N^d} \right) \right\|_{\mathcal{H}_2}^2 = \infty.$$



**Emily Jensen** received a B.S. degree in Engineering Mathematics & Statistics from the University of California, Berkeley in 2015, after which she worked as a research assistant in the Department of Computing & Mathematical Sciences at Caltech. She is currently a Ph.D. candidate in the Electrical & Computer Engineering department at the University of California, Santa Barbara (UCSB). She is the recipient of the UC Regents' Graduate Fellowship (2016), and of the Zonta Amelia Earhart Fellowship (2019). Her research interests include distributed

control and estimation with structural constraints, optimal control design, and control and dynamics of infinite dimensional systems.





**Bassam Bamieh** (F08) received the B.Sc. degree in electrical engineering and physics from Valparaiso University, Valparaiso, IN, USA, in 1983, and the M.Sc. and Ph.D. degrees in electrical and computer engineering from Rice University, Houston, TX, USA, in 1986 and 1992, respectively. From 1991 to 1998 he was an Assistant Professor with the Department of Electrical and Computer Engineering, and the Coordinated Science Laboratory, University of Illinois at Urbana-Champaign, after which he joined the University of California at Santa Barbara (UCSB) where he is currently a Professor of Mechanical Engineering. His research interests include robust and optimal control, distributed and networked control and dynamical systems, shear flow transition and turbulence, and the use of feedback in thermoacoustic energy conversion devices. He is a past recipient of the IEEE Control Systems Society G. S. Axelby Outstanding Paper Award (twice), the AACC Hugo Schuck Best Paper Award, and the National Science Foundation CAREER Award. He was elected as a Distinguished Lecturer of the IEEE Control Systems Society (2005), Fellow of the IEEE (2008), and a Fellow of the International Federation of Automatic Control (IFAC).