

---

# Comparative Computational Analysis of Global Structure in Canonical, Non-Canonical and Non-Literary Texts

Mahdi Mohseni<sup>1</sup>, Volker Gast<sup>2</sup> and Christoph Redies<sup>1,\*</sup>

<sup>1</sup>*Experimental Aesthetics Group, Institute of Anatomy I, Jena University Hospital, University of Jena, School of Medicine, Jena, Germany*

<sup>2</sup>*Department of English and American Studies, University of Jena, Jena, Germany*

Correspondence\*:

Dr. Christoph Redies  
Institute of Anatomy I  
Jena University Hospital  
D-07740 Jena  
Germany  
Phone: +49 - 3641 - 9396 100  
christoph.redies@med.uni-jena.de

## ABSTRACT

This study investigates global properties of literary and non-literary texts. Within the literary texts, a distinction is made between canonical and non-canonical works. The central hypothesis of the study is that the three text types (non-literary, literary/canonical and literary/non-canonical) exhibit systematic differences with respect to structural design features as correlates of aesthetic responses in readers. To investigate these differences, we compiled a corpus containing texts of the three categories of interest, the Jena Textual Aesthetics Corpus. Two aspects of global structure are investigated, variability and self-similar (fractal) patterns, which reflect long-range correlations along texts. We use four types of basic observations, (i) the frequency of POS-tags per sentence, (ii) sentence length, (iii) lexical diversity in chunks of text, and (iv) the distribution of topic probabilities in chunks of texts. These basic observations are grouped into two more general categories, (a) the low-level properties (i) and (ii), which are observed at the level of the sentence (reflecting linguistic decoding), and (b) the high-level properties (iii) and (iv), which are observed at the textual level (reflecting comprehension). The basic observations are transformed into time series, and these time series are subject to multifractal detrended fluctuation analysis (MFDFA), giving rise to three statistics: (i) the degree of fractality, (ii) the fractal dimension (width of the fractal spectrum), and (iii) the degree of asymmetry of the fractal spectrum. Our results show that low-level properties of texts are better discriminators than high-level properties, for the three text types under analysis. Canonical literary texts differ from non-canonical ones primarily in terms of variability. Fractality seems to be a universal feature of text, more pronounced in non-literary than in literary texts. While some of our results are hard to interpret from a literary point of view, we surmise that our findings reflect an important design feature of text, the distribution of discourse modes (Narrative, Report, Description, Information, Argument). Beyond the specific results of the study, we intend to open up new perspectives on the experimental study of textual aesthetics.

**Keywords:** fractality, self-similarity, multifractal DFA, variability, POS tagging, sentence length, lexical diversity, topic modeling

## 1 INTRODUCTION

The goal of the present work is to objectively measure differences in global structure between texts of three categories (non-literary, literary/canonical and literary/non-canonical). To this aim, we introduce and validate various statistical measures that describe the self-similarity (fractality) and variance of specific semantic properties across individual texts. By comparing literary with non-literary texts, and within the group of literary texts, canonical and non-canonical ones, we provide a basis for understanding aesthetic responses of human readers to global properties of text. This line of research follows a similar approach that has been applied successfully in visual aesthetics during the last decade (Brachmann and Redies, 2017). By applying objective statistical measures to literary prose, we introduce computational text analysis into the field of experimental aesthetics (Chatterjee and Vartanian, 2014; Jacobs, 2015).

The founder of experimental aesthetics, Gustav Theodor Fechner, proposed that the aesthetic appeal of visual objects is based on stimulus properties that can be measured in an objective (formalistic) way (Fechner, 1876). A few decades later, Clive Bell (1914) speculated that visual artworks possess a ‘significant form’, which has the potential to elicit an aesthetic response in beholders across art periods and cultures. This notion has been opposed by some (post-)modern philosophers, art critics and psychologists (for example, see Danto, 1981; Leder et al., 2004). They advanced conceptual theories which stipulate that cultural context and content are crucial and sufficient to evaluate artworks. In this modern view of aesthetic experience, traditional concepts like ‘beauty’ no longer play a prominent role. Pushing this view to the extreme, it has been claimed that any physical object can be a work of art, as long as experts declare it to be an artwork in the appropriate cultural context (Danto, 1981). Nevertheless, the idea that beautiful artworks possess an intrinsic formal structure keeps reappearing even in modern aesthetic theories (for visual stimuli, see Arnheim, 1974). Contemporary versions of such formalist theories (Taylor et al., 2011; Redies et al., 2007) postulate that large sets of visual artworks share image properties that reflect a specific physical structure. For example, it has been suggested that traditional artworks may share regularities in the layout of basic pictorial elements, such as luminance gradients and their orientations (Taylor et al., 2011; Redies et al., 2007). These and other structural image properties have been measured in visual artworks in recent years, and some of them can be used to distinguish traditional artworks from non-art images (for reviews, see Graham and Redies, 2010; Redies, 2015).

In visual aesthetics, a particular focus has been on global image properties of artworks. In contrast to local image properties, such as luminance contrast or color at a given location in an image, global image properties reflect summary statistics of pictorial elements or their relations to each other across an image (for a review, see Brachmann and Redies, 2017). Global statistical image properties seem particularly suitable for studying aesthetic properties because aesthetic concepts such as ‘balanced composition’ (McManus et al., 1985), ‘good Gestalt’ (Arnheim, 1974), or ‘visual rightness’ (Locher et al., 1999) all refer to global image structure (Redies et al., 2017). Examples of global properties characteristic of artworks are an intermediate degree of complexity (Berlyne, 1974; Forsythe et al., 2011), specific color features (Palmer and Schloss, 2010; Mallon et al., 2014), a fractal-like image structure (Taylor et al., 2011), statistical regularities in the Fourier domain (Graham and Field, 2007; Redies et al., 2007), luminance statistics (Graham and Field, 2008), curvature (Bar and Neta, 2006; Bertamini et al., 2016) and regularities in edge orientation distribution (Redies et al., 2012, 2017). Moreover, traditional visual artworks exhibit a high richness and high variability of low-level features that are computed by a Convolutional Neural Network (CNN; Brachmann et al., 2017).

Even though there is no long-standing tradition in empirical textual aesthetics comparable to that of visual aesthetics, the question of objective, measurable properties of texts that reflect aesthetic perception

has been raised in various contexts, more or less explicitly. The assumption that aesthetic appeal can be measured is most obvious for poetry, with its interplay of meaning and form as manifested in rhythm and rhyme, and other aspects of poetic form, e.g. alliteration (cf. for instance Jakobson, 1960; Leech, 1969; Jacobs, 2015; Jacobs et al., 2016; Vaughan-Evans et al., 2016; König and Pfister, 2017; Menninghaus et al., 2017; Egan et al., 2020). Relevant studies of prose texts refer to more abstract (global) structural properties of the texts. For example, global statistical properties such as complexity and entropy have been used to study the regularity (Mehri and Lashkari, 2016; Hernández-Gómez et al., 2017) and the quality of texts (Febres and Jaffe, 2017). Fractal analysis has been applied to literary texts (Drożdż and Oświęcimka, 2015; Mehri and Lashkari, 2016; Chatzigeorgiou et al., 2017), and fractal patterns have been observed in both Western (Drożdż et al., 2016) and Chinese literature (Yang et al., 2016; Chen and Liu, 2018). Cordeiro et al. (2015, 796) claim that “there is a fractal beauty in the text produced by humans” and “that its quality is directly proportional to the degree of self-similarity.”

While the results obtained in the aforementioned studies are still tentative, they suggest that text has structural correlates of aesthetic experience in reading. The starting point of the present study is the hypothesis that these correlates are comparable to those found in vision, and we focus on two global properties, i.e. variability and fractality. Our hypothesis of an analogy between visual and linguistic processing is based on the assumption widely made in cognitive linguistics that “linguistic structure is shaped by domain-general processes” (Diessel, 2019, 23) such as figure-ground segregation and processes of memory retrieval. In other words, linguistic processing is based on the same type of brain activity as the processing of other types of sensory input. The analogy has obvious limitations though. Image data are three-dimensional – two-dimensional matrices with the luminance/color signals as the third dimension – whereas textual data are *prima facie* one-dimensional when regarded as strings of characters (though even silent reading implies prosody, adding a second dimension, cf. Gross et al. 2014).

Related to this, the processing of propositional information is incremental (Verhuizen et al., 2019), with new information constantly being added while earlier information fades out, being summarized and generalized in the process. A part of the aesthetic experience is thus less immediate and relates to higher levels of processing. Still, reading implies low-level processing activity which can be expected to trigger certain responses to the input signal in the brain.

While the processing of visual information is rather well understood, there is little experimental evidence about how information is processed during reading. The ‘classic’ model – the LaBerge/Samuels model of automatic information processing in reading (cf. LaBerge and Samuels, 1974; Samuels, 1994) – assumes four components, (i) visual memory (VM), (ii) phonological memory (PM), (iii) semantic memory (SM) and (iv) episodic memory (EM). VM and PM are closely connected to sensory experience, i.e. visual and acoustic perception, and they are the input gates to processing in reading. Semantic memory is not only the place where “individual word meanings are produced”, but also “where the comprehension of written messages occurs” (Samuels, 1994, 710). It is thus also responsible for the linguistic process of decoding, including the processing of morphology (word structure) and syntax (sentence structure). Episodic memory – or explicit memory, as we call it – is the place where propositional information is stored, and it is “responsible for putting a time, place and context tag on events and knowledge” (Samuels, 1994, 710).

We assume two levels of processing in reading, a low level of linguistic decoding, and a high level of integrating the propositional information conveyed in the input signal into explicit memory, i.e. comprehension. This is largely analogous to models of language processing for spoken language (see for instance Bornkessel-Schlesewsky and Schlewsky 2006; Martin 2020). Reading (as well as the processing of spoken language) obviously implies bottom-up as well as top-down processes, and the continuous

integration of linguistic information and world knowledge (Verhuizen et al., 2019). For example, the propositional content of a message is a function of its components, while the interpretation of any given word is heavily context-dependent and thus influenced by the surrounding information. This is particularly obvious for figurative language, cf. for instance I.A. Richards' theory of metaphor (Richards, 1936). While low-level and high-level processing interact in the reading experience, we assume that they are cognitively distinct and have different neural substrates. Evidence for this assumption can be found in experimental work, e.g. using eye-tracking methodology (Weiss et al., 2018; Cook and Wei, 2019).

We hypothesize that the three text types under analysis differ in terms of aesthetic experience during reading. Literary texts are intended to evoke an aesthetic response while non-literary texts are primarily informative. Moreover, we assume that the long-term "success" of canonical literature reflects, to some extent, perceptual or cognitive processes in the reading experience, though literary success obviously depends on other factors as well (cf. Underwood and Sellers 2016).

Given the time-distributed nature of information processing in reading, aesthetic experience is hard to measure experimentally (see, for instance, Cook and Wei, 2019, for discussion). We therefore pursue an observational, rather than experimental approach, assuming that aesthetic responses to a text have structural correlates in the text itself. For a systematic quantitative analysis we have compiled a corpus of literary and non-literary texts, the Jena Textual Aesthetics Corpus (cf. Section 4). The literary texts of this corpus are classified into canonical and non-canonical ones. We use the Corpus of the Canon of Western Literature (Green, 2017), which was compiled on the basis of Bloom (1994) (*The Western Canon: The Book and School of the Ages*), as a benchmark for canonicity,<sup>1</sup> and use information from international Wikipedia Websites as additional evidence for the higher prestige of canonical (as opposed to non-canonical) authors. In comparing literary texts and non-literary texts, we assume that literary texts are aesthetically more pleasing than non-literary text. The framing of information and linguistic structures can be expected to be different between these text types. Literary and non-literary texts differ in terms of the distribution of 'modes of discourse' (Smith, 2003) or, for brevity's sake, 'discourse modes' (cf. also the more traditional term 'rhetorical mode'; see Newman 1827). Non-literary texts seem to cover all of the modes distinguished by Smith (2003), i.e. the temporal modes Information and Argument as well as the temporal modes Narrative, Report and Description. Literary texts mostly consist of narrative and descriptive parts but also contain elements of internal communication (dialogue, monologue, thoughts). Note also that the differentiation of the modes can be expected to be clearer in non-literary texts, which often have a schematic structure, reflected in labeled (sub-)sections. We surmise that such differences between literary and non-literary texts have reflexes in global structural properties of the texts.

The remainder of this article is organized as follows. Firstly, we provide a list of measurable text properties that may contribute to aesthetic experience in reading (Section 2). Based on these properties, the texts are transformed into time series. Secondly, we introduce methods that capture the distribution of these properties across the time series, with a particular focus on two features (variability and fractality/self-similarity), which we consider as potential mediators of aesthetic experience in reading (Section 3). Thirdly, to examine whether any of these properties are associated with the aesthetics of reading, we compare canonical with non-canonical literary texts as well as literary texts with non-literary ones. The three sub-corpora analyzed are introduced in Section 4. Fourthly, in Section 5, we study how well our new analytical

<sup>1</sup> Obviously, a literary canon reflects not only properties of the texts themselves, but also attitudes held by the compilers, and aesthetic attitudes to literary works are highly culture specific and, to some extent, learned. These potential objections notwithstanding, we hypothesize that canonical literature is distinguished from non-canonical literature with respect to certain (measurable global) properties reflecting preferences of non-professional as well as professional readers, such as critics and literary scholars. It is an interesting question, beyond the scope of this study, whether a different canon – e.g., a canon of African American Literature (cf. Gates and McKay, 2004) – would yield different results.

methods and text features can distinguish between the three text categories. Note that this first pilot study is restricted to a subset of text properties and analysis methods that seemed particularly promising to us. A complete analysis of all combinations of properties and methods is beyond the scope of the present work. Finally, in Section 6, we discuss the implications of our preliminary findings and outline research questions that can be addressed with the proposed methods in the future.

## 2 MEASURABLE PROPERTIES OF TEXT

The central hypothesis of this study is that the aesthetic appeal of texts correlates with measurable structure of the texts. Such properties can be derived from various types of measurements. While all the measurements that we used for our analysis represent global properties of the texts, the basic units of observations are located at different levels of processing. As mentioned in Section 1, we distinguish two levels of processing. The lower level of processing concerns the task of linguistic decoding, which is largely automatic and resorts to implicit knowledge. Aesthetic experience at this level is connected to lexical meaning (e.g. is the imagery congruent and appealing?) and grammatical structure (e.g. is a sentence easy to process?). The higher level of processing concerns the integration of propositional information into explicit memory (comprehension).

In this section, we point out some measurable properties of text that we assume to trigger responses in the human reader: two types of low-level properties (frequencies of part-of-speech tags and sentence length; Subsections 2.1 and 2.2); and two types of high-level properties (lexical diversity and topic distribution; Subsections 2.3 and 2.4). These are the properties that were used in our exploratory studies (cf. Section 5). In addition, we point out two types of properties that can be applied at various levels of text, i.e. embedding vectors and language models (Subsections 2.6 and 2.5). We will not report any results obtained for the latter properties but we suggest that they may be used in future studies. We represent each property as time series that can then be subjected to an analysis of their global structural features, such as variances and fractal features.

### 2.1 Part-of-Speech Tags

Part-of-speech tags, commonly abbreviated as ‘POS-tags’, represent the syntactic class of a word. To some extent, they reflect syntactic structure. At the most general level, POS-tags classify words into major classes such as ‘noun’, ‘verb’, ‘adjective’ etc., but depending on the specific tagset used, more fine-grained distinctions can be made (e.g. between singular and plural nouns). For the present study, we used the Stanford Tagger (version 3.6.0)<sup>2</sup>, which assigns words to the classes distinguished by the Penn Treebank tagset.<sup>3</sup> We determined the frequencies of specific POS-tags per sentence, giving rise to (sets of) time series.

### 2.2 Sentence Length

Sentence length has been used as a measurement for the study of fractality before by Drożdż et al. (2016), though not for a comparison of text types. It is easy to extract and provides some structural information at the sentence level. Sentence length is highly correlated with the frequency of specific POS-tags in sentences, e.g. the (absolute) number of nouns. In our corpus (Section 4), the average Spearman correlation coefficient of these two time series is 0.86. However, as will be seen, the variability and fractal analysis of

<sup>2</sup> <https://nlp.stanford.edu/static/software/tagger.shtml>

<sup>3</sup> [https://www.ling.upenn.edu/courses/Fall\\_2003/ling001/penn\\_treebank\\_pos.html](https://www.ling.upenn.edu/courses/Fall_2003/ling001/penn_treebank_pos.html)

these two text properties performs differently in classification of the three different text categories of our corpus (see Section 5).

### 2.3 Lexical Diversity

The choice of words is one of the most perspicuous properties of a text, and a rich vocabulary is often regarded as a hallmark of good authorship. For example, Simonton (1990) claims that lexical diversity correlates with “aesthetic success”. He analyzed Shakespeare’s sonnets and showed that there is a vocabulary shift from the more “obscure” to the more popular sonnets. Vocabulary and the richness of lexicon has also been found useful in the assessment of writers’ proficiency, for instance in research on second language acquisition (see Laufer and Nation, 1995; Zareva et al., 2005; Yu, 2009). Several metrics have been proposed for measuring lexical diversity. Type-Token Ratio (TTR) is the simplest one, in which the number of distinct words (types) is divided by the length of the text. However, TTR is highly affected by text length. In our experiments (cf. Section 5), we use the Measure for Textual Lexical Diversity (MTLD; McCarthy and Jarvis, 2010), which is more robust because it is less sensitive to text length.

### 2.4 Topic Distribution

Topic modeling is a method used to analyze the content of texts by revealing hidden topics of documents in a collection. We are interested in the changes of topic distribution along a text (rather than the global topics of a text). To extract the distribution of topics from a text, the text is split into segments and then, to infer the topic distribution, a topic modeling method is applied. Latent Dirichlet Allocation (LDA) (Blei et al., 2003; Griffiths and Steyvers, 2004), the most widely used topic modeling method, or an extension of it can be used for this purpose. For long-range correlations and variability analysis (see Section 3) one can convert the topic distribution of the text into a time series by computing a distance measure, e.g. the Jensen–Shannon divergence, of topic representations of adjacent chunks. It is also possible to analyze the topic distribution matrix in terms of its variability. In Section 5, we will show that patterns of topic distribution vary across texts and can thus be informative for recognizing categories of texts.

### 2.5 Language Model

Language modeling is an essential part of many language processing tasks such as machine translation, summarization and speech recognition. A language model computes the probability of a sequence of words and predicts the probability of the next word (Jurafsky and Martin, 2009). Language models capture both semantic and structural information, as the probability for a given word to occur is a function of both the surrounding structure and the semantic context. A time series can be created, for example, by calculating the probabilities of consecutive text segments, such as sentences or paragraphs.

### 2.6 Embedding vectors

More precise ways of making the distribution of linguistic segments measurable have been provided by recent advances in automatic language processing. By applying neural models, distributed representations of words and text have been developed, resulting in an improvement of almost all natural language processing tasks. Embedding vectors – n-dimensional vectors of floats – represent the distribution of a linguistic segment and allow for the computation of (dis)similarities between segments. A wide variety of models have been proposed to represent text at the level of sub-word, word, sentence, etc. (for example, see Pennington et al., 2014; Bojanowski et al., 2017; Devlin et al., 2018). For a study of global text properties, word embeddings can be converted to time series using distance measures, e.g. cosine distance, and analyzed by fractal analysis methods or processed directly using neural or non-neural algorithms.



### 3 GLOBAL MEASURES OF VARIABILITY AND SELF-SIMILARITY

In the present section, we introduce ways of analyzing the time series of text properties that were proposed in the previous section. We focus on two global statistical features (variability and self-similarity). These properties have previously been used in visual aesthetics and have been associated with artworks and other visually pleasing stimuli (see Section 1).

Variability reflects the degree to which a particular feature (e.g., edge orientation or color) is likely to vary across an image. Self-similarity is closely related to fractality and scale-invariance. This property reflects the degree to which parts of an image have features similar to the image as a whole, i.e., an image is self-similar if it shows similar features at different scales of resolution. To analyze variability and fractality several methods are available and some of them will be described in the following subsections. Where they have been used in text analysis before, we will briefly outline their previous usage. In Section 5, we will then apply these measures to analyze the time series that were introduced in Section 2 in our corpus of texts (Section 4).

Global statistical measures have been applied to texts before. For example, linguistic laws such as Zipf's and Heaps' laws were proposed to provide insights into the internal structure of text (for example, see Baayen, 2002; Serrano et al., 2009). Zipf's law establishes a power law distribution between word frequencies and ranks of words (according to their frequencies) in texts. It states that a small number of word types accounts for a high percentage of word tokens in a text, while the number of low-frequent words is very high. Another empirical law, Heaps' law, assumes a power law distribution between the vocabulary size, i.e. the number of distinct words, and the number of words in a document or a corpus. Heaps' law states that the ratio of the vocabulary size to the length of document(s) decreases drastically as more text is added. These global features, however, have not been used in the context of text aesthetic. These linguistic laws ignore relations between text components and are supposed to be universally valid for different genres of texts.

#### 3.1 Variance

The variability of a property can be measured simply by computing its variance. The variance of a random variable  $X$  is

$$\mathcal{V}(X) = E[(X - \mu)^2] \quad (1)$$

$E[.]$  denotes the expected value and  $\mu$  is the population mean. The variance of, for example, the distribution of sentence length reflects the amount of variation in the length of sentences across a text. Despite its mathematical simplicity, we will see that variance performs effectively in the classification of text categories (Section 5).

#### 3.2 Entropy-Based Methods

Entropy, which is related to variability, measures uncertainty or (ir)regularity of a state or phenomenon represented by a random variable. If  $X$  is a discrete random variable with a set of possible values  $\{x_1, x_2, \dots, x_n\}$  and a corresponding probability function  $P(X) = \{P(x_1), P(x_2), \dots, P(x_n)\}$ , the entropy of  $X$  is defined as:

$$H(X) = - \sum_{i=1}^n P(x_i) \log_b P(x_i)$$

Entropy is zero when the state is certain and it is highest when the all possibilities are equally likely to occur, i.e. when uncertainty is maximal. The basic formula of entropy or its extensions have been utilized for text analysis previously.

Rosso et al. (2009) applied statistical complexity and entropy quantifiers to a collection of poems and plays. Their analyses revealed that poems have a higher complexity than plays and Shakespeare's work is interestingly more homogeneous than that of his contemporaries and is exceptionally close to the average use of words in that time period. Chang et al. (2017) defined the information-based energy, combined from the relative temperature and information Shannon entropy, to quantify text complexity and an author's performance. Applying this method to texts of an English and an Chinese author, Shakespeare and Jin Yong, they showed that their more popular works have higher information-based energy. Hernández-Gómez et al. (2017) used an entropy-based method, called approximate entropy, to measure the degree of irregularity or randomness in a time series. They applied this method to 14 different languages which belong to four linguistic families: Romance, Germanic, Slavic and Uralic. They showed that the languages exhibit different levels of irregularity which were similar for languages that belonged to the same family. The entropy of word distributions can also be informative for comparing different types of languages in term of word ordering. Montemurro and Zanette (2016) used entropy-based measures to show that word ordering is highly similar over several language families. Febres and Jaffe (2017) studied entropy and symbolic diversity of literary texts of Nobel and non-Nobel laureates in English and Spanish. While they presented some results to show that there is a correlation between these global statistical properties and the quality of writing, they did not classify different groups of texts.

### 3.3 Box Counting

There are several methods to measure fractality and the scaling behavior of structures. These methods typically represent measurements at different scales. Fractal analysis techniques have been widely applied to images (Wendt and Abry, 2007; Li et al., 2009; Wendt et al., 2009; Ji et al., 2013), including artworks (Taylor, 2002; Redies et al., 2007; Spehar et al., 2016). They are therefore of special interest of analyzing aesthetic phenomena (cf. Section 1).

One of the most widely used fractal analysis methods is box counting, which is mathematically straightforward and easy to apply. Given an object  $S$ , for a  $\delta > 0$  the smallest possible number of subsets with a diameter of at most  $\delta$ ,  $N_\delta(S)$ , which covers  $S$ , is found. For 1d objects, subsets are rulers and  $\delta$  is their length. For 2d objects, subsets are boxes and  $\delta$  is their area, and so forth. The growth ratio of  $N_\delta(S)$ , as  $\delta \rightarrow 0$ , reflects the degree of fractality of  $S$ . If  $N_\delta(S)$  can be approximated by

$$N_\delta(S) \simeq c\delta^{D_B}$$

for a constant  $c$ , then  $D_B$  is called the box-counting dimension and shows how complex  $S$  is.

Mehri and Lashkari (2016) applied this method to seven famous text books and computed their degree of fractality by averaging the fractality degrees of word occurrences. The results revealed that all texts are fractal and their fractal dimensions differed slightly. Fractality patterns of time series sometimes do not lend themselves to analysis with a single scaling measure. If different subsets of a time series exhibit different types of scaling behavior, the time series is multifractal. Chatzigeorgiou et al. (2017) used box counting to find the origin of multifractality in the word-length representation of texts in several Western languages. They showed that the long-range correlations in natural language are related to the clustering feature of long words, i.e. rare and often highly informative content words.



### 3.4 Wavelet-Based Methods

Fractal analysis methods based on wavelets are another family of techniques for studying scale-invariant properties of signals (Muzy et al., 1993; Wendt and Abry, 2007; Leonarduzzi et al., 2016). The wavelet transform (WT) is a method to analyze non-stationary signals. The WT of a signal  $X$  is defined as (Mallat, 1999):

$$T_\psi[X](a, t_0) = \frac{1}{a} \int_{-\infty}^{+\infty} X(t) \psi\left(\frac{t - t_0}{a}\right) dt,$$

and it describes the content of  $X$  around a time parameter  $t_0$  and a scale parameter  $a$ .  $\psi$  is the analyzing wavelet whose  $n + 1$  first moments are zero, i.e.  $\int_{\mathbb{R}} t^n \psi(t) dt = 0$ , which makes the WT insensitive to possible polynomial trends of order  $n$  in the signal, something which is necessary for multifractal analysis (Muzy et al., 1994; Arneodo et al., 1995). The WT modulus maxima (WTMM) is a well-known method for analyzing multifractality and it is based on the WT coefficients. WTMM is defined by the local maxima  $\mathcal{L}(a)$  of  $|T_\psi[X](a, t)|$  according to a given scale  $a$ . Then the following partition function is defined:

$$Z(q, a) = \sum_{l \in \mathcal{L}(a)} |T_\psi[X](a, t)|^q \sim a^{\tau(q)}$$

If the signal is monofractal,  $\tau(q)$  is independent of  $q$ . For multifractal signals, the scaling behavior cannot be explained with one value, so,  $\tau(q)$  changes for different values of  $q$ . Based on WT and WTMM, other methods have been extended for discrete and multi-dimensional time series (for example, see Wendt and Abry, 2007; Leonarduzzi et al., 2016). Although wavelet-based methods have been applied to a variety of fields, they have been rarely used in text processing. Leonarduzzi et al. (2017) applied the wavelet p-leader method to the sentence-length series of novels that were written either for young people or adults. The authors showed that the latter category is more diverse in terms of its degree of multifractality.

### 3.5 Detrended Fluctuation Analysis

Detrended Fluctuation Analysis (DFA) (Peng et al., 1994) and its extension Multi-Fractal DFA (MFDFA) (Kantelhardt et al., 2002) have been widely used in studying long-range correlations in a broad range of research fields, such as biology (Das et al., 2016), economics (Caraianni, 2012), music (Sanyal et al., 2016) and animal song (Roeske et al., 2018). MFDFA can be related to Fourier spectral analysis and both methods provide similar results for the degree of fractality (Heneghan and McDarby, 2000). Moreover, MFDFA has a theoretical and practical connection with wavelet-based methods (Leonarduzzi et al., 2016).

MFDFA is a straightforward, efficient and numerically stable method for multifractal analysis (Oświęcimka et al., 2006). In the present work, we will apply this method to the fractal analysis of texts. Given a time series  $X = x_1, x_2, \dots, x_N$ , MFDFA can be summarized as follows:

1. Subtract the mean and compute the cumulative sum, called the profile, of the time series:
 
$$Y(i) = \sum_{k=1}^i [x_k - \langle x \rangle], i = 1, \dots, N$$
2. Divide the profile of the signal into  $N_s = N/s$  windows for different values of  $s$
3. Compute the local trend,  $Y'$ , which the best fitting line (or polynomial), in each window
4. Calculate the mean square fluctuation of the detrended profile in each window  $v$ ,  $v = 1, \dots, N_s$ :
 
$$F^2(s, v) = \frac{1}{s} \sum_{i=1}^s [Y(s \times (v - 1) + i) - Y'(s \times (v - 1) + i)]^2$$
5. Calculate the  $q$ th order of the mean square fluctuation:
 
$$F_q(s) = \left\{ \frac{1}{N_s} \sum_{v=1}^{N_s} [F^2(s, v)]^{q/2} \right\}^{1/q}$$

6. Determine the scaling behavior of  $F_q(s)$  versus  $s$ :  $F_q(s) \sim s^{h(q)}$

The procedure is equivalent to DFA if  $q$  is fixed at 2. For monofractal time series,  $h(q)$  is independent of  $q$ . If a time series is stationary,  $h(2)$  is equal to the Hurst Exponent, a well-known measure in fractal analysis studies. We refer to this value as  $\mathcal{H}$ , which is the fractal degree of the time series. In the remainder of this text, wherever we use ‘Hurst exponent’ we refer this value, even though the time series may not be stationary. For uncorrelated time series, in which each event is independent of other events,  $\mathcal{H} \simeq 0.5$ . With  $\mathcal{H}$  increasing above 0.5, the time series is more fractal. In the opposite direction, if  $\mathcal{H} < 0.5$  the time series is called anti-persistent in which a large value in the time series is most likely followed by a small value, and vice versa.

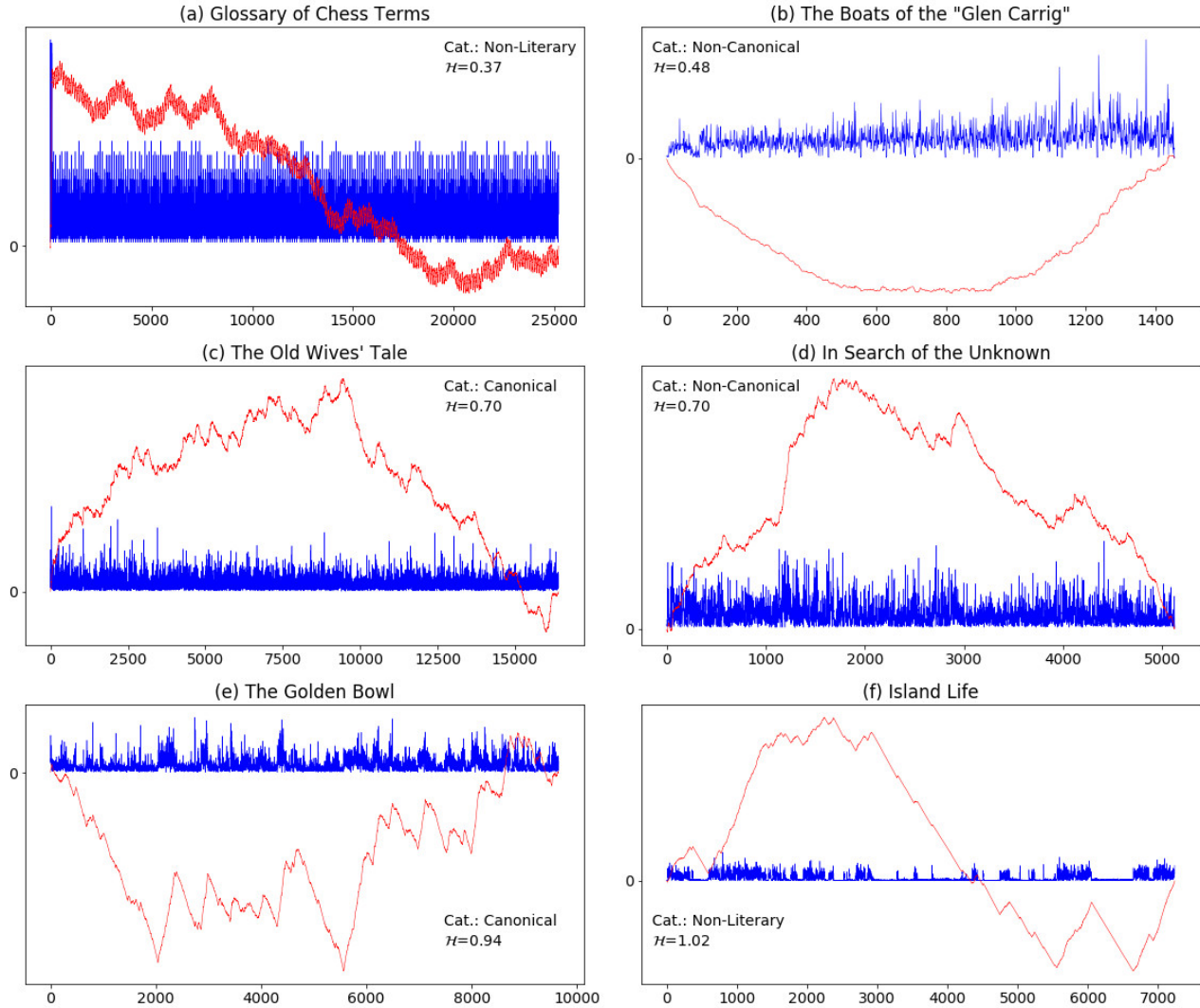
To explain  $\mathcal{H}$  better, we show the sentence-length time series of a few cases in our corpus (Section 4) as well as the profile of each time series in Figure 1 (see step 1 of MF DFA in above). Figure 1(a) represents the time series of the Glossary of Chess Terms by Gregory Zorzos, which is one of the texts in the non-literary categories of our corpus. This is not a usual text but a dictionary-like book consisting of a list of term-values. This example is an anti-persistent text with  $\mathcal{H} = 0.37$  and an extreme case in the corpus with the lowest fractal degree. Figure 1(b) belongs to The Boats of the “Glen Carrig” by William Hope Hodgson. With  $\mathcal{H} = 0.48$ , this book has the second lowest  $\mathcal{H}$  and the closest one to 0.5, which shows that there is almost no correlation among the elements of its time series. This book is categorised as a non-canonical text in our corpus. As a side note, the lower bound of fractality for sentence-length time series of canonical texts in the corpus starts from  $\mathcal{H} = 0.58$ , which is the value measured for Old Mortality by Walter Scott. In Figure 1(c) and 1(d) we show the plots of one canonical and one non-canonical literary book with a median degree of fractality, within the relevant category/sub-corpus. For both The Old Wives’ Tale by Arnold Bennett, a canonical text, and In Search of the Unknown by Robert W. Chambers, a non-canonical text,  $\mathcal{H} = 0.70$ . Figure 1(e) represents the time series of a canonical text with the highest fractal degree ( $\mathcal{H} = 0.94$ ) in the corpus, namely The Golden Bowl by Henry James. Finally, the text with the highest fractality value in the entire corpus is Island Life by Alfred Russel Wallace, which is a non-literary book with  $\mathcal{H} = 1.02$ .

From  $h(q)$ , one can compute the fractal dimension and the fractal asymmetry, two metrics that represent the fractal complexity of the time series. From  $h(q)$ , the Hölder exponents  $\alpha = h(q) + qh'(q)$  and the singularity spectrum  $f(\alpha) = q[\alpha - h(q)] + 1$  are computed. Then, the fractal dimension is defined as  $\mathcal{D} = \alpha_{max} - \alpha_{min}$  (cf. Kantelhardt et al. 2002; Drożdż et al. 2016).  $\alpha_{min}$  and  $\alpha_{max}$  denote the beginning and the end of  $f(\alpha)$ , respectively. The fractal asymmetry is also determined from  $f(\alpha)$ :

$$\mathcal{A} = \frac{\Delta\alpha_L - \Delta\alpha_R}{\Delta\alpha}$$

where  $\Delta\alpha_L = \alpha_0 - \alpha_{min}$  and  $\Delta\alpha_R = \alpha_{max} - \alpha_0$  (Drożdż and Oświęcimka, 2015).  $\alpha_0$ , corresponding to  $q = 0$ , usually points to the peak of the  $f(\alpha)$  curve. It is also obvious that  $\mathcal{D} = \Delta\alpha_L + \Delta\alpha_R$ . In Section 5, we will use the three values (fractal degree [ $\mathcal{H}$ ], fractal dimension [ $\mathcal{D}$ ] and fractal asymmetry [ $\mathcal{A}$ ]) as a basis to classify the three categories of text (canonical, non-canonical and non-literary).

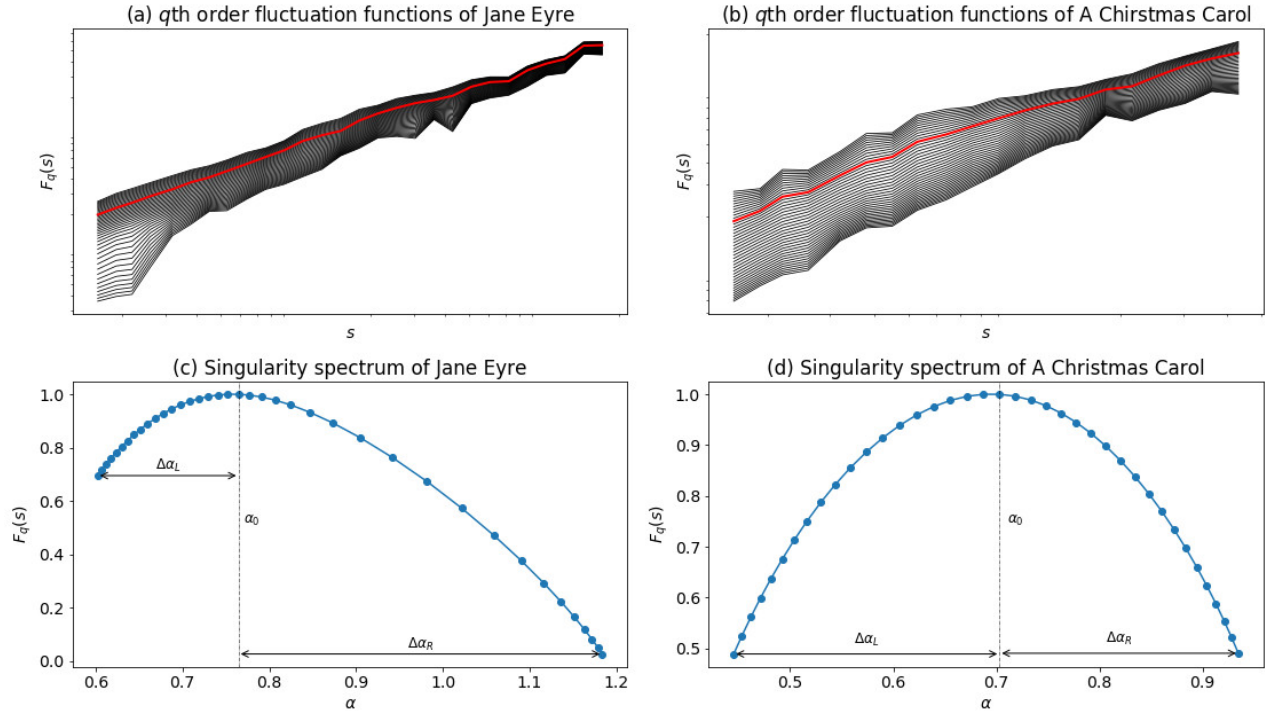
To illustrate these concepts visually, we show the results of the fractal analysis for canonical texts by Charlotte Brontë and Charles Dickens in Figure 2. The two texts have been converted to time series by using the sentence-length property (see Section 2.2 for details). Fig.2(a) and Fig.2(b) show  $F_q(s)$  for different values of  $q$  ranging from  $-5$  to  $5$ . It is obvious that the slope of the lines,  $h(q)$ , changes as  $q$  changes. This result indicates that the texts are multifractal. Jane Eyre written by Charlotte Brontë has a fractal dimension  $\mathcal{D} = 0.58$  indicating a high degree of multifractality. The figure also shows that the time



**Figure 1.** Sentence length time series (blue) and their profiles (red; cumulative sum of mean centered series) of some example texts in the corpus. The time series have been scaled up 20 times to show more detail. The category (Cat.) and the fractal degree,  $\mathcal{H}$ , of each text is shown inside each panel. (a) Glossary of Chess Terms by Gregory Zorzos with the lowest fractal degree in our corpus. (b) Boats of the “Glen Carrig” by William Hope Hodgson with  $\mathcal{H} = 0.48$ , a non-canonical text with the lowest value among the literary books. (c) Women in Love by D. H. Lawrence, the median of canonical texts. (d) In Search of the Unknown by Robert W. Chambers, representing the median of non-canonical texts. (e) The Golden Bowl by Henry James with the highest fractal degree among canonical texts. (f) Island Life by Alfred Russel Wallace, a non-literary text, with the highest fractal degree in the whole corpus.

series has a high fractal asymmetry,  $\mathcal{A} = 0.48$  (Fig. 2(c)). Figure 2(d) presents the singularity spectrum for A Christmas Carol by Charles Dickens with  $\mathcal{D} = 0.49$  and  $\mathcal{A} = -0.02$ , which indicate that the time series of the text is multifractal and (almost) symmetrical.

DFA has been used for text analysis previously, in particular for sentence-length analysis. For example, Drożdż and Oświęcimka (2015) applied MFDFA to sentence-length time series in comparison with other natural time series (e.g., the discharge of the Missouri river and sunspot number variability) and non-natural time series (e.g., stock market and Forex index prices). The results suggest that natural languages possess a



**Figure 2.**  $q$ th order of mean square fluctuation of sentence-length time series of (a) Jane Eyre written by Charlotte Bronte and (b) A Christmas Carol written by Charles Dickens. The plots show  $F_q(s)$  for different scales of  $s$  and for different values of  $q$  ranging from  $-5$  to  $5$  with step  $0.25$ .  $\mathcal{H}$  is the slope of best fitting line to the red curve corresponding to  $q$  of value  $2$ , which is equal to the output of the DFA method. Singularity spectra of the two texts are plotted in panels (c) and (d).  $\alpha_0$  indicates the peak of each curve. The width of the curve,  $\Delta\alpha = \Delta\alpha_L + \Delta\alpha_R$ , known as the fractal dimension ( $\mathcal{D}$ ), shows how multifractal a times series is. Here, both texts are highly multifractal. The fractal asymmetry ( $\mathcal{A}$ ) of the curve is calculated from  $\Delta\alpha_L$  and  $\Delta\alpha_R$ . It is asymmetrical for Jane Eyre, but symmetrical for A Christmas Carol. See the text for more details.

multifractal structure that is comparable to other natural and non-natural phenomena. Yang et al. (2016) investigated long-range correlations in sentence-length series in a famous classic Chinese novel, based on the number of characters in each sentence. This study showed that there was a long-range correlation, though it was weak. A diachronic fractality analysis of word-length in Chinese texts spanning 2,000 years revealed two different long-range correlations regimes for short and large scales (Chen and Liu, 2018). An analysis of the fractal dimension of sentence-length time series in several Western literary texts revealed that, although most literary texts show a long-range correlation, the dimension of fractality can be quite different among them, ranging from monofractal to highly multifractal structure (Drożdż et al., 2016). Although sentence length can be measured in various ways, e.g., by the number of characters or words in unlemmatized and lemmatized texts, the different ways yield robust results that have comparable distributions and similar patterns of long-range correlations (Vieira et al., 2018).

### 3.6 Fractality and Cross-Correlation Analysis

Fractal analysis can be extended to analyzing more than one time series, in order to find relations between fractal behaviors of multiple time series. Detrended Cross-Correlation Analysis (DCCA) (Podobnik and Stanley, 2008) and Multi-Fractal Detrended Cross-Correlation Analysis (MFDCCA) (Jiang and Zhou,

2011) are two methods for analyzing correlations between two time series. Ghosh et al. (2019) applied MFDCCA, also known as MFDXA, to study correlations between two Tagore’s poems, one written in Bengali and one in English. They found a nonlinear correlation between the poems. In a similar study, birdsong and human speech were compared by computing the mutual information decay of signals and it was concluded that the two vocal communication signals have similar dynamics (Sainburg et al., 2019).

In our experiments, as mentioned above, we focus on the variability and self-similar (fractal) patterns of text properties. We will use variance to analyze variability of texts in our corpus. To analyze fractal patterns, we will focus on the most widely used method (MFDFA). The result of these analyses is used for classification of the categories of text that are introduced in the following section.

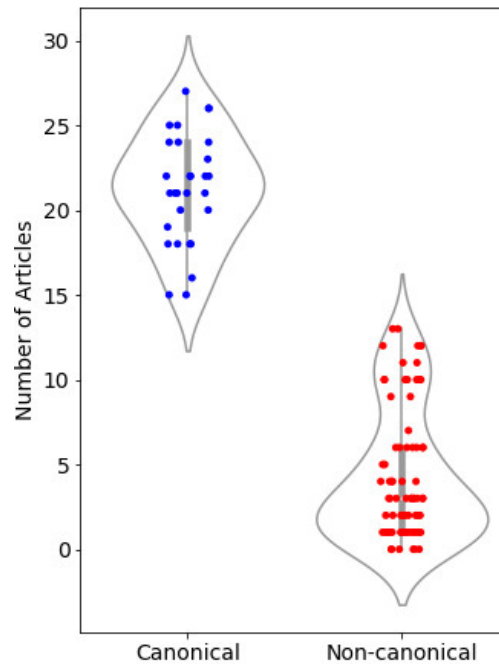
## 4 THE CORPUS

As mentioned in Section 1, we use three sub-corpora representing three major categories: a corpus of canonical literary texts, a corpus of non-canonical literary texts, and a corpus of non-literary texts.

The canonical literary sub-corpus comprises 77 English prose texts, written by 29 different authors, from Period C (1832–1900) and Period D (20th century) of the Corpus of Canonical Western Literature (Green (2017); cf. also Section 1). We selected those texts from the corpus that were sufficiently long for our analysis (at least 35K words).

The non-canonical literary texts were downloaded from e-book publishing sites in the internet. We primarily used [www.smashwords.com](http://www.smashwords.com), an e-book distributor website that is catering to classic texts, independent authors and small press. It offers a large selection of books from several genres and allows downloads in various formats. The books are classified into ‘Fiction’, ‘Nonfiction’, ‘Essays’, ‘Poetry’ and ‘Screenplays’. We selected random books from various prose genres, using the site’s filter to make sure that the books had a specified minimal length as of canonical texts. We further supplemented the corpus of non-canonical books with the lowest rated books on [www.goodreads.com](http://www.goodreads.com) and [www.feedbooks.com](http://www.feedbooks.com), as well as books with the lowest rates of downloads on the Project Gutenberg site. These books are in the public domain, written mostly between 1880 and 1930 and more than 45K words in length. In this way, we obtained 95 books of non-canonical literature (from as many authors in each case). We made sure to collect non-canonical texts from the same time period as for our canonical sub-corpus to minimize the effect of phenomena such as language change on our analyses. However, collecting “low-quality” non-canonical texts from one century back is not easy as these texts have probably not been preserved or, at least, not digitized. If they survived and are still read, they are likely to be of relatively high quality. Therefore, our non-canonical sub-corpus can be regarded as a topnotch non-canonical and, thus, close to the canonical sub-corpus, which makes our analysis more difficult. Nevertheless, the non-canonical texts selected by us are clearly non-canonical in the sense that they currently do not belong to any canon of literature such as the one that we used for the selection of canonical texts.

As another discriminating factors between canonical and non-canonical texts, we counted the number of articles that each author has in the top 30 language editions of Wikipedia. This measure is evidence for the international reputation of an author. Figure 3 shows a strip plot for all authors in each category. There is a clear separation between the authors of the two groups. All authors of canonical texts have at least 15 articles each in the 30 Wikipedia editions. In the non-canonical category, each author has up to 13 articles at the most; for the majority of authors, the number is less than 5. These numbers provide



**Figure 3.** Number of articles in the top 30 language editions of Wikipedia for authors in the canonical (blue) and non-canonical (red) sub-corpora.

independent evidence for the higher degree of prestige (Underwood and Sellers, 2016) of canonical authors, in comparison to non-canonical authors.

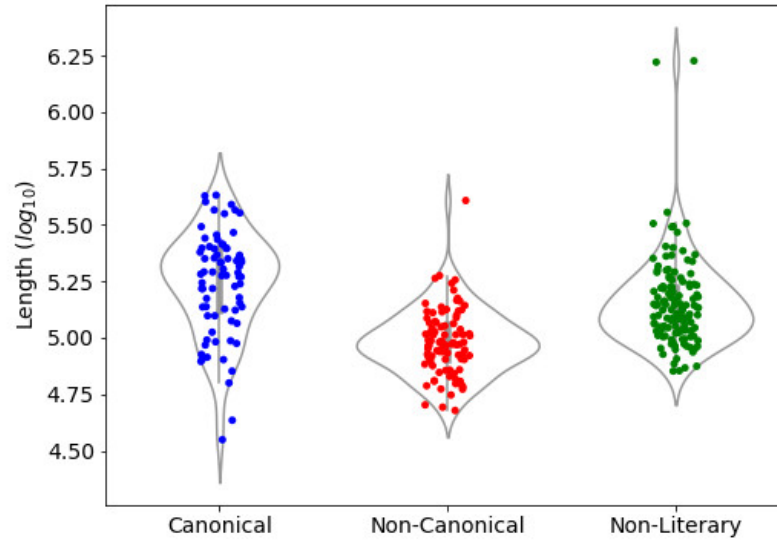
To construct our non-literary category we relied on Project Gutenberg. We downloaded all non-literary books and randomly selected 133 books from different genres such as architecture, astronomy, geology, geography, philosophy, psychology, sociology. To increase the diversity, we added the first two volumes of *The Encyclopedia Britannica* by University of Cambridge and a text called *Glossary of Chess Terms* by Gregory Zorzos. The latter text was added to our corpus because of its strange and interesting fractal behavior, as discussed in the previous section and shown in Figure 1. The texts of the two literary categories, with the exception of the last one, were published during similar time periods.

Figure 4 shows the number of tokens per book (i.e. the length of the texts) on a logarithmic scale, grouped into the three categories of interest. The three categories differ somewhat in the distribution of text lengths. The two very long non-literary texts shown in the figure are the two volumes of *The Encyclopedia Britannica*. It is important to realize that the exact length of a text does not affect the results of our experiments, given that the texts are sufficiently long to be analyzed robustly for their variability or fractal properties.

The texts were tagged manually to eliminate material not belonging to the core text, such as tables of contents and indices. Headers were left in the text, as they are potentially informative. Moreover, the texts were semi-automatically cleaned up using regular expressions to identify (and re-join) hyphenated words at the end of a line. Information about the entire corpus, which we named the ‘Jena Textual Aesthetics Corpus’, is provided in Supplementary Table S1.

The core hypothesis of the present study is that the three different text categories under analysis – non-literary texts, literary/canonical and literary/non-canonical ones – differ in terms of aesthetic responses





**Figure 4.** Strip plot of book length (number of tokens,  $\log_{10}$ ) for the three categories of text in our corpus (canonical [blue], non-canonical [red] and non-literary [green].)

in the reader, and that these aesthetic responses have measurable correlates in global text structure (cf. Section 2). The Jena Textual Aesthetics Corpus allows us to test this hypothesis, as it contains samples of text from the three categories of interest. In order to compare the text categories, we carried out two binary classification tasks. The first task (Task 1) is to separate the literary from the non-literary works. The second task (Task 2) consists in separating the canonical literary texts from the non-canonical ones. The results are reported in Section 5.

## 5 ANALYSIS AND CLASSIFICATION RESULTS

In this section, we present an analysis of the variability and fractality of structural properties of text as well as the classification results for the three text categories in our corpus. For reasons of space, we have not calculated all measures or features that were proposed in Sections 2 and 3. Instead, we present the results for four textual properties only (POS-tag frequencies, sentence length, lexical diversity and topic distributions). The first two properties are low-level properties while the latter two are high-level properties (see Section 2). The time series derived from these properties have been subjected to a variance analysis as well as an analysis of their fractality, which has been restricted to MFDFA, the most widely-used fractal analysis methods of time series. The original results presented in the present work thus serve as a proof of concept and do not provide a complete coverage of all possible types of analyzing variability and fractality. To the best of our knowledge, the present work is the first to analyze fractality of text using lexical diversity, the frequency of POS-tags and topic distributions, and to utilize variability and fractality analysis to classify text categories.

## 5.1 Converting Texts into Time Series

POS-tags, sentence length, lexical diversity and topic distribution were introduced in Section 2. For the sake of reproducibility of our results, we will provide further details in the present section on how we calculated the relevant measures and thereby converted the texts to time series.

To convert a text into a time series of POS-tag frequencies, we determined the number of each specific tag in the sentences of the text (see Subsection 2.1). In our analysis, we focused on nouns, adjectives, verbs, and pronouns. Other POSs either did not yield interesting results or occurred too infrequently. For the annotations we used the Stanford POS-tagger (Toutanova et al., 2003). For the calculations, we included all types of nouns, i.e. singular as well as plural nouns and proper names. Several types of verb forms – for example, base forms, past tense forms, gerund, past participles – were all treated as verbs. Adjective includes simple, comparative as well as superlative adjectives. Pronouns are either personal or possessive. We thus obtained four different time series derived from the frequency of POS-tags.

Sentence length is another property of sentences that can be used to generate time series for the purpose of fractal analysis (see Subsection 2.2). To determine the length of a sentence, we first used the NLTK-package (Bird et al., 2009) to sentence-tokenize the texts. The length of each sentence is the number of its tokens. Punctuation marks were not removed, and were counted as elements of sentences.

Lexical diversity measures the richness of vocabulary of a text (see Subsection 2.3). To convert a text into a time series of lexical diversity values, we first segmented the text into chunks that were 100 tokens long, which seems like a good compromise between reliability of the calculations, and the required minimal length for fractal analysis. We then computed MTLN values (McCarthy and Jarvis, 2010) for each chunk to obtain a time series for this feature.

Topic modeling is a high-level analysis of text that focuses on the content conveyed (see Subsection 2.4). To extract the topic distribution of a text, we first segmented the text into coherent chunks using the TopicTiling algorithm (Riedl and Biemann, 2012). Then, we applied the LDA algorithm (Blei et al., 2003; Griffiths and Steyvers, 2004) to all chunks of all texts in the corpus, thus obtaining a topic model. The number of topics, one of the hyperparameters of LDA, was set to 100. The resulting topic model is a statistical model of 100 topic that shows the importance of each word in a topic. Afterwards, the topic model was applied to each chunk of a text to infer the distribution of the 100 topics (the ‘topic probabilities’). In order to convert the vector of topic probabilities to a time series, we calculated the Jensen–Shannon divergence of the topic representations of adjacent chunks.

## 5.2 Analysis of Variance and Fractality

After generating the time series for the seven text properties for all texts, we calculated the variance,  $\mathcal{V}$ , as a measure of how variable each text property was across each text. Moreover, we used MFDFA to calculate the following fractal features for each text: the degree of fractality ( $\mathcal{H}$ ), the fractal dimension ( $\mathcal{D}$ ) and the degree of fractal asymmetry ( $\mathcal{A}$ ) (see Subsection 3.5). As Kolmogorov-Smirnov tests revealed that some of the data were not normally distributed, the data was entered into a Wilcoxon test to assess the differences between the three original subcorpora, supplemented by non-parametric Mann-Whitney tests for all (post-hoc) pairwise comparisons. The median values of the variances and fractal features are shown in Table 1 for all three subcorpora of text (canonical, non-canonical and non-literary). In addition, we obtained the same variables for both types of literary text (canonical and non-canonical texts) together, as we distinguish two classification tasks: the distinction between literary versus non-literary texts (Task 1), and between canonical versus non-canonical texts (Task 2; see Section 4).

**Table 1.** Median values and 95% confidence intervals (in parentheses) for all combinations of text properties (columns: lexical diversity [MTLD], POS-tags [noun, verb, adjective, and pronoun], sentence length, topic distribution) and features (rows: variance [ $\mathcal{V}$ ], degree of fractality [ $\mathcal{H}$ ], fractal dimension [ $\mathcal{D}$ ] and fractal asymmetry [ $\mathcal{A}$ ]). Each feature is analyzed for two tasks: Literary (Lit.;  $N = 172$ ) vs. non-literary (Non-Lit.;  $N = 135$ ) texts (Task 1), and canonical (Can.;  $N = 77$ ) vs. non-canonical (Non-Can.;  $N = 95$ ) texts (Task 2). The asterisks indicate whether the differences between the two text categories of a given task are statistically significant (Mann-Whitney test; \*,  $p \leq 0.05$ ; \*\*,  $p \leq 0.01$ ; and \*\*\*,  $p \leq 0.001$ ). In addition, canonical and non-canonical texts are compared separately with non-literary texts; the superscript numbers show whether the differences are significant (Mann-Whitney test; <sup>1</sup>,  $p \leq 0.05$ ; <sup>2</sup>,  $p \leq 0.01$ ; and <sup>3</sup>,  $p \leq 0.001$ ).

	Noun	Verb	Adjective	Pronoun	Sentence Length	MTLD	Topic Distribution	
$\mathcal{V}$	Lit.	11 (10, 13)	6.5 (5.6, 7.2)	2.3 (2.1, 2.8)	3.3 (3.0, 3.6)	220 (184, 277)	376 (361, 391)	4.5e-3 (4.4e-3, 4.6e-3)
	Non-Lit.	19 (17, 20) ***	7.5 (7.0, 8.3) **	4.2 (3.9, 4.5) ***	1.9 (1.4, 2.1) ***	305 (290, 336) ***	322 (295, 348) ***	4.8e-3 (4.6e-3, 5.3e-3) ***
$\mathcal{V}$	Can.	15 (14, 17) <sup>2</sup>	9.0 (7.2, 9.9)	3.3 (3.0, 3.9) <sup>2</sup>	4.3 (3.7, 5.0) <sup>3</sup>	321 (296, 367)	390 (375, 408) <sup>3</sup>	4.8e-3 (4.5e-3, 4.9e-3)
	Non-Can.	9.1 (8.1, 10) <sup>3</sup> ***	5.0 (4.5, 6.0) <sup>3</sup> ***	1.9 (1.7, 2.1) <sup>3</sup> ***	2.7 (2.4, 3.0) <sup>3</sup> ***	163 (145, 194) <sup>3</sup> ***	357 (345, 381) <sup>2</sup> **	4.2e-3 (4.0e-3, 4.5e-3) <sup>3</sup> ***
$\mathcal{H}$	Lit.	0.714 (0.706, 0.725)	0.66 (0.65, 0.67)	0.685 (0.677, 0.695)	0.67 (0.66, 0.68)	0.70 (0.69, 0.71)	0.65 (0.64, 0.66)	0.63 (0.62, 0.65)
	Non-Lit.	0.69 (0.67, 0.71) *	0.72 (0.70, 0.76) ***	0.72 (0.70, 0.74) ***	0.71 (0.70, 0.73) ***	0.73 (0.70, 0.75)	0.68 (0.66, 0.70) ***	0.66 (0.61, 0.69)
$\mathcal{H}$	Can.	0.72 (0.70, 0.73)	0.67 (0.65, 0.68) <sup>3</sup>	0.69 (0.68, 0.70) <sup>1</sup>	0.67 (0.65, 0.68) <sup>3</sup>	0.70 (0.68, 0.71)	0.64 (0.63, 0.66) <sup>1</sup>	0.64 (0.61, 0.66)
	Non-Can.	0.71 (0.70, 0.73)	0.66 (0.64, 0.67) <sup>3</sup>	0.68 (0.67, 0.69) <sup>2</sup>	0.67 (0.65, 0.68) <sup>3</sup>	0.70 (0.68, 0.71)	0.65 (0.64, 0.66) <sup>2</sup>	0.63 (0.61, 0.65)
$\mathcal{D}$	Lit.	0.30 (0.26, 0.32)	0.20 (0.17, 0.21)	0.31 (0.28, 0.33)	0.67 (0.66, 0.68)	0.26 (0.24, 0.28)	0.20 (0.17, 0.22)	0.19 (0.18, 0.21)
	Non-Lit.	0.26 (0.23, 0.31)	0.37 (0.34, 0.40) ***	0.30 (0.25, 0.37)	0.71 (0.70, 0.73) ***	0.34 (0.29, 0.42) ***	0.20 (0.18, 0.22) ***	0.25 (0.20, 0.28)
$\mathcal{D}$	Can.	0.34 (0.32, 0.36)	0.23 (0.19, 0.25) <sup>3</sup>	0.32 (0.28, 0.34)	0.67 (0.65, 0.68) <sup>3</sup>	0.31 (0.26, 0.35)	0.20 (0.16, 0.22)	0.18 (0.15, 0.21) <sup>1</sup>
	Non-Can.	0.26 (0.23, 0.30) ***	0.16 (0.15, 0.20) <sup>3</sup> ***	0.29 (0.27, 0.33)	0.67 (0.65, 0.68) <sup>3</sup>	0.23 (0.20, 0.25) <sup>3</sup> ***	0.21 (0.17, 0.23)	0.20 (0.18, 0.21)
$\mathcal{A}$	Lit.	0.03 (-0.05, 0.09)	0.09 (0.02, 0.14)	0.04 (-0.03, 0.07)	0.09 (-0.01, 0.17)	0.08 (0.01, 0.14)	0.11 (0.06, 0.18)	0.15 (0.06, 0.23)
	Non-Lit.	0.24 (0.12, 0.41) ***	0.61 (0.55, 0.68) ***	0.55 (0.48, 0.66) ***	0.36 (0.28, 0.48) ***	0.56 (0.45, 0.69) ***	0.15 (0.04, 0.28) ***	0.09 (-0.04, 0.27)
$\mathcal{A}$	Can.	0.09 (0.00, 0.13) <sup>1</sup>	0.10 (0.04, 0.16) <sup>3</sup>	0.04 (-0.03, 0.08) <sup>3</sup>	0.16 (0.05, 0.21) <sup>2</sup>	0.13 (0.04, 0.23) <sup>3</sup>	0.10 (0.03, 0.20)	0.20 (-0.02, 0.27)
	Non-Can.	-0.04 (-0.13, 0.06) <sup>3</sup>	0.07 (-0.03, 0.20) <sup>3</sup>	0.04 (-0.07, 0.11) <sup>3</sup>	-0.01 (-0.07, 0.20) <sup>3</sup>	0.02 (-0.02, 0.12) <sup>3</sup>	0.12 (-0.06, 0.24)	0.15 (0.05, 0.26)

Table 1 shows that none of the text properties (POS-tag frequencies, sentence length, lexical diversity and topic probabilities) results in significantly different median values for all features (variance and fractality measures) in both tasks. The high-level properties (MTLD and topic distributions) do not vary significantly across text types for the fractal features. However, the variance ( $\mathcal{V}$ ) is significantly different for all features in both tasks. Strikingly,  $\mathcal{V}$  values are always higher for non-literary texts than for literary texts, except for the values obtained from frequencies of pronouns, and MTLD values. This difference is mainly driven by non-canonical texts.  $\mathcal{V}$  values for canonical texts range in between those for non-literary and non-canonical texts. In some cases (verb frequencies, sentence length and topic distributions), the values for canonical texts are not significantly different from those of non-literary texts, but higher than the values for non-canonical texts.

In summary, in terms of  $\mathcal{V}$ , canonical texts are more similar to non-literary texts than to non-canonical texts. Only for the frequency distribution of pronouns and MTLD values do the canonical texts exhibit the highest values, followed by non-canonical texts and, with even lower values, by non-literary texts. Note that the magnitude of the variances does not reflect the magnitude of mean values for the text properties (cf. Suppl. Table S2 for the mean values).

The degree of fractality,  $\mathcal{H}$ , is of similar magnitude (closer to 0.5) for all text properties for canonical and non-canonical literary texts. By contrast, the  $\mathcal{H}$  values for non-literary texts are generally higher than for

either type of literary text (canonical or non-canonical), with the exception of the frequencies of nouns, sentence length and topic distributions. These results suggest that a lower degree of long-range correlations might be a uniform characteristic of literary texts as opposed to non-literary texts, regardless of the status of the literary texts as canonical or non-canonical.

The values for the fractal dimension,  $\mathcal{D}$ , are significantly higher for the frequencies of verbs and pronouns as well as sentence length in non-literary as opposed to literary texts. A comparison of canonical and non-canonical literary texts reveals that the  $\mathcal{D}$  values of canonical texts are consistently higher than or equal to the values for non-canonical texts, even though this tendency reaches statistical significance only for the frequencies of nouns and verbs, as well as sentence length.

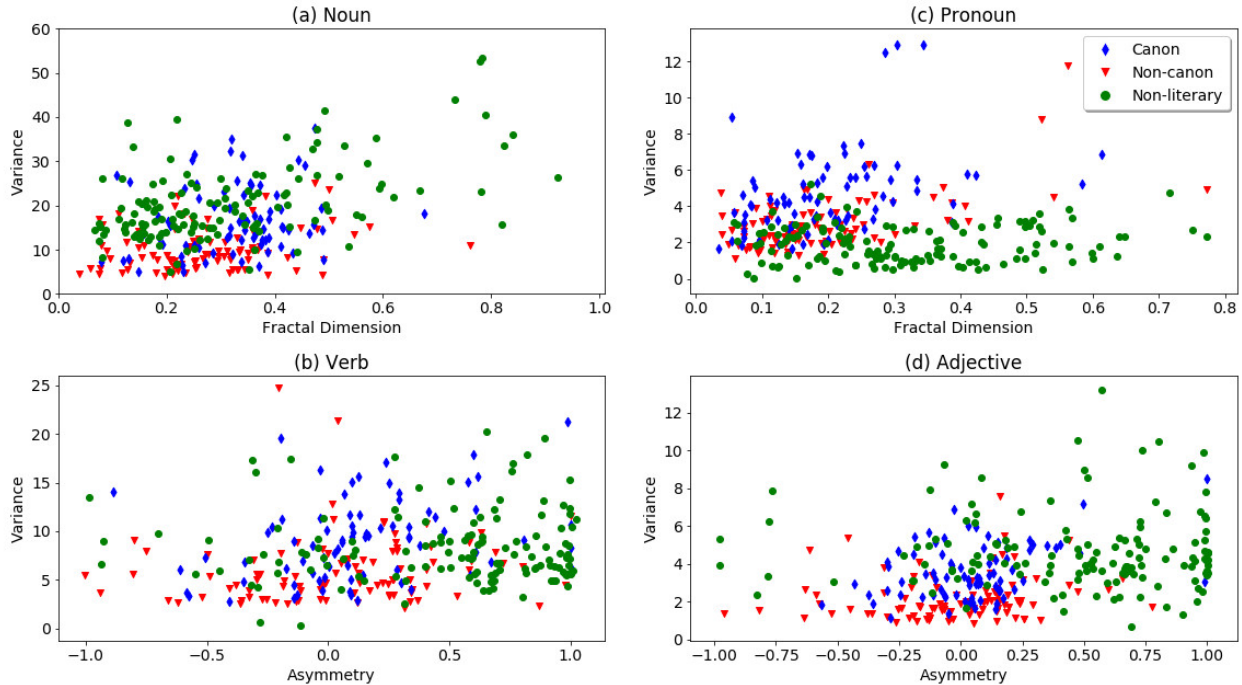
The degree of asymmetry,  $\mathcal{A}$ , does not differ between canonical and non-canonical texts. For low-level properties, literary texts are rather symmetrical (i.e. close to 0), and  $\mathcal{A}$  is higher for non-literary texts than for literary texts. For the higher-level properties (MTLD values and topic distributions),  $\mathcal{A}$  values do not vary across the three sub-corpora.

To summarize the observations made above, canonical texts show more variability with respect to the properties measured in our study than non-canonical texts, and are, in this respect, more similar to non-literary texts. However, the lower degree of fractality ( $\mathcal{H}$ ) suggests that the two types of literary texts display a lower degree of long-range correlations than non-literary texts do. Moreover, canonical texts tend to be more multifractal than non-canonical texts in terms of the frequencies of nouns and verbs, as well as for sentence length (higher  $\mathcal{D}$ ). Unlike in the case of non-literary texts, the fractal spectra of literary texts are rather symmetrical ( $\mathcal{A}$  is closer to 0).

The individual values for the variance (y-axis) and fractal features (x-axis) for selected text properties are shown as scatter plots in Figure 5 to illustrate the separation and overlap between the different text categories. For this figure, we chose plots that showed a relatively clear separation of the text categories by subjective visual inspection. Figure 5(a) shows the fractal dimension and the variance of noun times series. As stated above (Table 1), the variances for non-canonical texts tend to be lower than those of the other two categories. Fig. 5(b) depicts the fractal dimension and the variance of pronoun frequencies; it shows that literary texts tend to have a higher variance compared to non-literary texts. Both Figure 5(a) and Figure 5(b) confirm that non-literary texts scatter in a wider range of the fractal dimension. In Figure 5(c) and Figure 5(d), the variances of verb and adjective time series are plotted as a function of the degree of asymmetry. Fractal patterns of non-literary texts are more asymmetrical (higher  $\mathcal{A}$ ). Again, canonical texts exhibit a wider scatter, as variance is higher compared to non-canonical texts, which suggests more diverse usage of language structures in canonical texts. The behavior of non-literary texts varies across the tags. For example, the texts scatter more widely in the plot of adjectives (Fig. 5[d]), while their pronoun variances cover a narrower range (Fig. 5[d]), since pronouns are not so frequent in non-literary texts (Suppl. Table S2). Figure 5 also illustrates that non-literary texts have a more complex fractal pattern and spread more broadly along the fractal feature (x-)axes. Non-literary texts tend to show a higher fractal degree and more fractal asymmetry than literary texts.

### 5.3 Classification

While a statistical analysis of features gives insights into the distribution of a single feature (cf. Section 5.2), classification separates classes from each other, potentially in a non-linear fashion, which is a more sensitive way to detect differences between the text categories than a linear analysis of single properties. In this section, we describe the results for the classification of the text categories in detail. As indicated above (see Section 4), we distinguish two classification tasks: Literary texts are classified against non-literary



**Figure 5.** Scatter plots of variance (y-axis) and fractal features of POS-tags (x-axis). (a) Degree of fractality ( $\mathcal{H}$ ) and the variance of noun time series. (b) Fractal dimension ( $\mathcal{D}$ ) and the variance of verb time series. (c) Fractal dimension ( $\mathcal{D}$ ) and the variance of pronoun time series. (d) Fractal asymmetry ( $\mathcal{A}$ ) and the variance of adjective time series. Each dot represents one text from our corpus. For color coding of the text categories, see insert in (b).

texts (Task 1), and canonical literary texts against non-canonical literary texts (Task 2). Moreover, for a better understanding of the postulated level of text processing, we present results for the low-level and high-level properties separately, as well as in combination (Table 2). For classification, we used a Support Vector Machine (SVM) with a Radial Basis Function (RBF) kernel. As the features have varying scales, we normalized them to have a mean of 0 and standard deviation of 1. The evaluation measure is balanced accuracy, which is a weighted average accuracy value that is proportional to the size of each class and, therefore, does not favor larger classes. We assessed statistical significance of differences between settings by using a  $5 \times 2cv$  paired  $t$  test (Dietterich 1998) (significance level at  $p \leq 0.05$ ). In this test, 2-fold cross validation is repeated 5 times and the dataset is shuffled each time. In Table 2, we report the mean and the standard deviation for the 10 runs for each setting.

The top part of Table 2 shows the classification results for individual properties. On the one hand, the analysis of variability provides comparable accuracies in Task 1 and Task 2. Exceptions are provided by verb frequency, which leads to much higher classification rates in Task 2 than in Task 1, and MTLD values, which are a better predictor in Task 1. The best performance is observed for adjective frequency, which yields the highest accuracy of all predictors in Task 1 and provides the best results in Task 2 as well (see also Table 1). The variance of MTLD values is more powerful in distinguishing literary texts from non-literary text (Task 1), but it cannot separate canonical from non-canonical texts in Task 2. As a lexical diversity measure, MTLD reflects the richness of vocabulary of a text. To get a better understanding of lexical diversity of literary and non-literary texts, we submitted the global MTLD-values of the texts, grouped into the categories ‘non-literary’, ‘literary/canonical’ and ‘literary/non-canonical’, to an ANOVA.

**Table 2.** Accuracy of classification (in %) for the non-literary/literary distinction (Task 1) and the canonical/non-canonical distinction (Task 2). *Means*  $\pm$  *SD* are listed ( $N = 10$ ). All values are significantly different ( $p \leq 0.05$ ) from random accuracy (50%), except where indicated by a dagger ( $\dagger$ ).

	Task 1		Task 2	
	Variability	Fractal Features	Variability	Fractal Features
Noun	71.0 $\pm$ 2.5	75.3 $\pm$ 2.3	69.5 $\pm$ 3.8	62.4 $\pm$ 3.0
Verb	56.8 $\pm$ 3.7	75.1 $\pm$ 1.5	68.3 $\pm$ 2.1	55.5 $\pm$ 3.0
Adjective	74.1 $\pm$ 2.7	80.4 $\pm$ 2.3	69.7 $\pm$ 4.0	51.6 $\pm$ 3.7 $\dagger$
Pronoun	69.5 $\pm$ 0.9	72.1 $\pm$ 1.8	68.0 $\pm$ 1.9	52.2 $\pm$ 4.7 $\dagger$
Sentence-Length	65.0 $\pm$ 2.2	74.0 $\pm$ 2.0	69.3 $\pm$ 2.9	59.7 $\pm$ 3.2
MTLD	63.7 $\pm$ 2.3	56.9 $\pm$ 3.2	52.3 $\pm$ 3.3 $\dagger$	55.5 $\pm$ 3.1
Topic Distribution	62.8 $\pm$ 2.3	64.0 $\pm$ 3.3	60.6 $\pm$ 3.4	49.2 $\pm$ 3.5 $\dagger$
Low-Level	92.4 $\pm$ 2.1	86.0 $\pm$ 2.0	71.6 $\pm$ 2.6	62.9 $\pm$ 3.9
Low-Level, Combined		94.9 $\pm$ 1.0		71.4 $\pm$ 4.8
High-Level	72.4 $\pm$ 1.9	63.2 $\pm$ 3.3	63.5 $\pm$ 3.2	57.1 $\pm$ 1.8
High-Level, Combined		71.8 $\pm$ 2.9		61.9 $\pm$ 4.5
Low- & High-Level	93.6 $\pm$ 1.3	84.9 $\pm$ 1.6	73.6 $\pm$ 2.3	65.0 $\pm$ 1.7
Low- & High-Level, Combined		94.7 $\pm$ 1.3		71.6 $\pm$ 3.6

The test did not reveal a significant difference between the lexical diversity of the text categories ( $p=0.68$ ). This finding is surprising, as lexical diversity is often regarded as a hallmark of good authorship, and can thus be expected to vary across the sub-corpora of interest.

The fractal features result in better accuracies in Task 1 than in Task 2 for all properties, with the exception of MTLD, which performs similarly in both tasks. The highest classification rate for Task 1 is, again, obtained for adjective time series (80.4%). The time series of low-level properties, i.e. POS-tags frequencies and sentence length, perform well in Task 1. By contrast, the fractal features cannot distinguish well between canonical and non-canonical literary texts (Task 2). This result is in accordance with the finding that the degree of fractality ( $\mathcal{H}$ ) and the degree of asymmetry ( $\mathcal{A}$ ) are of similar magnitude for canonical and non-canonical texts for almost all text properties (cf. Table 1).

The POS-tag frequencies and sentence length are regarded as low-level properties and MTLD and topic distribution as high-level properties. The top part of Table 2 presents the classification results for variance and the fractal features separately. When combining the two features for all low-level and all high-level properties, respectively, as shown in the middle part of the table, a considerably improved accuracy is achieved in Task 1. Although the variance of each property alone does not provide a classification accuracy higher than 74% (for adjective), their combination effectively raises the accuracy up to 92%. Using all fractal features together for the classification task also increases the performance considerably. Finally, when all variances and fractal features are combined, the performance gets even better. Applying  $5 \times 2$ cv paired  $t$  test confirms that all of these improvements are significant. In Task 2, we do not observe such a large improvement in accumulating the variances or the fractal features. For example, the performance of a model combining all variances of low-level features is only slightly better than the performance of the variance of noun or adjective frequencies. For the fractal features, the classification accuracy of the combined model is similar to that of noun time series only. The combination of all features does not offer any improvement either.



Similarly, we ran the classification task using all high-level properties. In Task 1 (cf. the middle part of Table 2), the combination of the variances of two high-level properties results in a considerable improvement. In contrast, the combination of the fractal features offers no enhancement in the result and is statistically similar to the performance using topic distribution. It is therefore expected that the combination of all variances and fractal features does not improve classification. Adding more features to an SVM classifier may actually decrease the classification result, because the SVM classifier tries to maximize generalization. Such a decrease is observed when all features are combined together. In Task 2, we observe that the combination of variances of the high-level features improves the classification results, though not for the fractal features. The accumulation of all features does not provide any obvious improvement either.

Low-level and high-level properties can be combined to analyze the different classes of text, as shown at the bottom of Table 2. In Task 1, we observe no improvement when combining all variances or all fractal features. Finally, the result obtained by combining all features is not significantly different from the classifier that was trained on all features (variances and fractal features) of low-level properties. In Task 2, when all variances or all fractal features are taken into account, an improvement can be observed. The combination of all features does not improve the accuracy of the model compared to the model trained on all variances.

In summary, the results of the classification experiment show that low-level properties are more effective in distinguishing literary text from non-literary text (Task 1) than high-level properties. Even individual properties – the frequencies of nouns and verbs – reach accuracies higher than 70%, or even 80% in the case of the fractal features for adjectives. By combining low-level features in the classification task, the accuracy reaches 95%. The accuracy values for Task 2 range between 68 – 70% for individual low-level features, and are much lower for high-level features. The performance of the classifier does not improve significantly if the low-level features are combined, and the resulting accuracy score (71.6%) is not significantly better than the score for adjective frequencies (69.7%). This finding points to a strong correlation of the low-level features in Task 2.

## 6 DISCUSSION AND CONCLUSIONS

What makes literature aesthetically pleasing? While many researchers have tackled this question by studying the semantics and cultural context of literary text, we focus on the formal structure of text in this study, an approach taken less commonly (cf. Section 1). Specifically, we put forward ideas to generate time series of formal structural text properties (Section 2), and to study the global properties of these time series across individual texts (Section 3). Previous research in visual aesthetics suggests that global features of stimuli, such as fractality and variability, are associated with the aesthetic preference of human observers (cf. Section 1). Here, we propose to analyze similar global features in texts of varying aesthetic claim or prestige (non-literary, literary/canonical and literary/non-canonical texts). For selected text properties that seemed particularly promising to us, we carried out a pilot study to validate our approach towards the analysis of objective (measurable) global features that vary across the three text categories. Such features will be considered as candidate predictors of textual aesthetics. The results of our analyses are briefly summarized in the following subsections.

### 6.1 Classification of Text Types

We analyzed three subcategories of text, associated with different degrees of aesthetic claim (canonical > non-canonical > non-literary). An ANOVA revealed differences between the three subcategories for several of the properties and features (Table 1). In addition, we considered two specific tasks for a classification

experiment. In Task 1, we compared the two literary text categories (canonical and non-canonical) with the non-literary category and in Task 2, the canonical texts with the non-canonical texts (see Sections 1 and 4). We assumed that global structural features of literary texts are more similar between canonical and non-canonical texts, which would make Task 2 more difficult.

As we expected, Task 1 resulted in higher classification accuracies than Task 2 in general (Table 2). Also, our results show that variability is more effective in classifying canonical, non-canonical, and non-literary texts than the fractal features. Moreover, fractal analysis is less successful in Task 2 than in Task 1. For the variances, classification rates reached a maximum rate of 94% in Task 1 for a combination of all variances, and of 74% in Task 2, respectively. This finding conforms to our expectation that Task 2 is more difficult than Task 1. For the fractal features, the Hurst exponent,  $\mathcal{H}$ , for the frequencies of verbs, adjectives and pronouns (as well as for MTLD) is lower for literary text than for non-literary text (Task 1), and literary texts display more fractal symmetry than non-literary text (Task 1), for all low-level properties. In Task 2, the fractal features do not result in a good separation of canonical vs. non-canonical texts. Accordingly, the  $\mathcal{H}$  values and the asymmetry values ( $\mathcal{A}$ ) do not differ much between the two literary categories for any of the text properties analyzed (Table 1). We thus conclude that canonical and non-canonical texts differ less in their global structural features than literary and non-literary texts.

## 6.2 Low-Level and High-Level Properties

The present findings show that, in general, the structural analysis of low-level properties (POS-tag frequencies and sentence length) results in a better separation of the three text categories than the analysis of high-level properties (MTLD and topic distribution). Regarding MTLD, it is important to note that lexical diversity is often regarded as a hallmark of good authorship. However, our analyses showed that literary texts do not make use of a broader range of vocabulary than non-literary texts; neither has such difference been observed for canonical as opposed to non-canonical texts. Considering the high-level properties, only one of the four features studied, the variance  $\mathcal{V}$ , showed differences between the text categories. No differences were observed for any of the fractal features, except for the Hurst exponents for literary and non-literary texts (cf. Table 1). Accordingly, classification rates obtained by using the high-level properties are relatively low (up to 64%; cf. Table 2). By contrast, for the low-level properties, we observe differences between the text categories, both in terms of their variances and their fractal features. Low-level properties yield higher classification rates both individually (up to 80%; cf. Table 2) and in combination (up to 95%).

At first glance it may seem surprising that the global distribution of low-level properties leads to a better separation of the text categories than the high-level properties. However, low-level properties have been associated with aesthetic preference in other sensory domains as well. In the visual domain, the global spatial distribution of several low-level properties (for example, luminance changes, edge orientations, curvilinear shape and color features; see Section 1) has been related to the global structure of traditional artworks and other preferred visual stimuli. In the auditory domain, music has been shown to be characterized by fluctuations in low-level features, such as loudness and pitch (Voss and Clarke, 1975), frequency intervals (Hsü and Hsü, 1991), sound amplitude (Kello et al., 2017; Roeske et al., 2018), and other simple metrics, such as measures of pitch, duration, melodic intervals and harmonic intervals (Manaris et al., 2005), as well as patterns of consonance (Wu et al., 2015). These and many other studies indicate that low-level properties of music show long-range correlations that are scale-invariant and obey a power law. Interestingly, similar results were obtained for animal song (Kello et al., 2017; Roeske et al., 2018).

We surmise that low-level properties of text primarily reflect discourse modes (Smith, 2003). These modes – Narrative, Report, Description (temporal), Information and Argument (atemporal) – are associated with different frequency distributions of POS-tags (cf. also Biber 1995, who uses more specific categories in his multi-dimensional register analysis, however). For example, the Narrative mode is associated with verbs, while Description requires more adjectives. In a comparison of literary and non-literary text, it is moreover important to bear in mind that literary text implies both external communication (between the narrator and the reader) and internal communication (between the protagonists, in the form of dialogues) as well as internal monologues and thoughts. Our results suggest that non-literary texts show more global variability between discourse modes than literary texts, while the time series are smoother, pointing to more local homogeneity (clearer structural differentiation as reflected in hierarchical text structure). Canonical literary texts seem to pattern with non-literary texts in terms of their higher global variability, in comparison to non-canonical literature. While this hypothesis requires more (qualitative) in-depth studies, it suggests that canonical authors may use a richer variety of discourse modes than non-canonical authors.

### 6.3 Variability Versus Fractal Features

Our results show that global variability, operationalized as variance, is an important feature that distinguishes canonical from non-canonical texts. In general, the variability of canonical texts is higher than the variability of non-canonical texts, for all properties investigated by us. The pattern concerning the variability of non-literary texts in comparison to literary texts is less uniform. For most properties, variability is higher for non-literary than for literary texts. As a result, the variability of canonical texts is closer to (or the same as) that of non-literary texts. Only for pronoun frequencies and MTLTD values can a different pattern be observed. Here, canonical texts are more variable than both non-canonical and non-literary texts.

A direct comparison with the visual domain is difficult due to the different dimensions and study paradigms used in visual and literary studies. Nevertheless, the formal structure of traditional visual artworks was also described as particularly rich and variable, compared to other types of natural and man-made objects and scenes (Brachmann and Redies, 2017; Redies and Brachmann, 2017).

MF DFA, the method used by us to detect multi-fractal patterns, has shown that long-range correlations are less pronounced in literary texts than in non-literary texts, for all properties except sentence length and topic distributions. Moreover, the similarity of the Hurst exponent,  $\mathcal{H}$ , of all text properties for canonical and non-canonical texts suggests that a particular degree of fractality could be a universal characteristic of different categories of literary texts, regardless of the specific text category. The fact that non-literary texts seem to exhibit a higher degree of fractality than literary ones could be related to the smoother signal, reflecting local homogeneity (in terms of discourse modes), as pointed out above.

In the visual domain, traditional artworks can be characterized by an intermediate to high degree of self-similarity (Braun et al., 2013; Brachmann and Redies, 2017). In the Fourier domain, large subsets of traditional artworks have spectral properties similar to pink noise, with a power ( $1/f^p$ ) spectral exponent around  $p = 1$  (Graham and Field, 2007; Redies et al., 2007), which is also characteristic of many (but not all) natural patterns and scenes (Tolhurst et al., 1992). In MF DFA, this corresponds to a Hurst exponent of 1, while  $\mathcal{H} = 0.5$  indicates white noise (no long-range correlations; corresponding to a Fourier power spectral exponent of 0). The median  $\mathcal{H}$  value for the different text properties ranges from 0.63 to 0.73 in our study, confirming previous results for sentence length by (Drożdż et al., 2016). This degree of self-similarity thus lies in between that of most natural signals and random (white) noise. The relevance of this finding requires

further exploration. In particular, detailed qualitative studies of individual texts will be required to gain a better understanding of the distributional factors giving rise to fractal patterns.

#### 6.4 Generalization and Future Directions

While our study has led to some non-trivial results, it has some obvious limitations. First, we investigated English texts only, and these texts were taken from a restricted time period (19th and early 20th centuries). In order to investigate whether any of the present findings can be generalized to other types of literary texts, other languages and other time periods would have to be investigated separately. If variability and fractality do not represent universal characteristics of literary texts, they might still be useful to distinguish different literary styles or genres, and perhaps texts from different epochs or cultures.

Our sample of texts has been deliberately limited to prose. We did not study poetry, for several reasons. First, several of the features analyzed in the present study require long texts, which are uncommon in poetry. Studying fractality of time series is possible if they are long enough to potentially exhibit long-range correlation. To study poetry, our analysis tools would thus have to be adapted to short texts. Second, the aesthetics of poetry can only be studied in relation to metre and other prosodic properties (e.g. rhyme), and thus requires an entirely different approach.

A number of questions for future studies arise from a medical point of view. Does brain damage have an impact on patterns of variability and fractality in texts? Such effects have been observed in the visual domain. For example, dementia and cerebral stroke have been shown to alter artistic creativity (Miller et al., 1998; Sherwood, 2012). Changes in low-level image properties have also been observed in the art produced by persons with schizophrenia, (Henemann et al., 2017).

Our results suggest that high-level properties are less distinctive than low-level properties for distinguishing both literary as opposed to non-literary texts, and canonical as opposed to non-canonical texts. However, it is obviously possible that there are other ways of operationalizing and measuring high-level features that we have not taken into consideration. Identifying other methods that reflect propositional information and comprehension is thus an important task for future studies. In the visual domain, it is generally agreed that both the formal properties as well as the content and context of aesthetical stimuli can contribute to their liking by human observers (Chatterjee and Vartanian, 2014; Redies, 2015).

Another limitation is that, while we have provided a broad list of possible text properties and global features, we did not study all of their combinations, due to limitations of space and time. Instead, we focused on a set of properties and features that seemed particularly promising to us. Indeed, the low-level properties that we selected proved efficient in the classification tasks. However, using high-level properties, such as MTL and topic distribution did not yield high classification rates. Studying other text properties and their combination is thus another important future line of research.

## REFERENCES

- Arneodo, A., Bacry, E., and Muzy, J. (1995). The thermodynamics of fractals revisited with wavelets. *Physica A: Statistical Mechanics and Its Applications* 213, 232 – 275. doi:10.1016/0378-4371(94)00163-N
- Arnheim, R. (1974). *Art and Visual Perception: A Psychology of the Creative Eye* (Berkeley: University of California Press)
- Baayen, R. H. (2002). *Word Frequency Distributions*, vol. 18 (Berlin: Springer Science & Business Media)

- Bar, M. and Neta, M. (2006). Humans prefer curved visual objects. *Psychological Science* 17, 645–648. doi:10.1111/j.1467-9280.2006.01759.x
- Bell, C. (1914). *Art* (London: Chatoo & Windus)
- Berlyne, D. E. (1974). *Studies in the New Experimental Aesthetics: Steps Toward an Objective Psychology of Aesthetic Appreciation*. (New York: Hemisphere). doi:10.2307/3394907
- Bertamini, M., Palumbo, L., Gheorghes, T. N., and Galatsidas, M. (2016). Do observers like curvature or do they dislike angularity? *British Journal of Psychology* 107, 154–178
- Biber, D. (1995). *Dimensions of Register Variation. A Cross-linguistic Comparison* (Cambridge: Cambridge University Press)
- Bird, S., Klein, E., and Loper, E. (2009). *Natural Language Processing with Python* (Sebastopol, CA: O'Reilly Media, Inc.), 1st edn.
- Blei, D. M., Ng, A. Y., and Jordan, M. I. (2003). Latent dirichlet allocation. *Journal of Machine Learning Research* 3, 993–1022
- Bloom, H. (1994). *The Western Canon: The Books and School of the Ages* (New York: Harcourt)
- Bojanowski, P., Grave, E., Joulin, A., and Mikolov, T. (2017). Enriching word vectors with subword information. *Transactions of the Association for Computational Linguistics* 5, 135–146. doi:10.1162/tacl\_a.00051
- Bornkessel-Schlesewsky, I. and Schlewsky, M. (2006). The extended argument dependency model: A neurocognitive approach to sentence comprehension across languages. *Psychological Review* 113, 787–821. doi:10.1037/0033-295X.113.4.787
- Brachmann, A., Barth, E., and Redies, C. (2017). Using CNN features to better understand what makes visual artworks special. *Frontiers in Psychology* 8, 830. doi:10.3389/fpsyg.2017.00830
- Brachmann, A. and Redies, C. (2017). Computational and experimental approaches to visual aesthetics. *Frontiers in Computational Neuroscience* 11, 102. doi:10.3389/fncom.2017.00102
- Braun, J., Amirshahi, S. A., Denzler, J., and Redies, C. (2013). Statistical image properties of print advertisements, visual artworks and images of architecture. *Frontiers in Psychology* 4, 808. doi:10.3389/fpsyg.2013.00808
- Caraiani, P. (2012). Evidence of multifractality from emerging european stock markets. *PloS ONE* 7, 1–9. doi:10.1371/journal.pone.0040693
- Chang, M.-C., Yang, A. C.-C., Stanley, H. E., and Peng, C.-K. (2017). Measuring information-based energy and temperature of literary texts. *Physica A: Statistical Mechanics and Its Applications* 468, 783 – 789. doi:10.1016/j.physa.2016.11.106
- Chatterjee, A. and Vartanian, O. (2014). Neuroaesthetics. *Trends in Cognitive Sciences* 18, 370 – 375. doi:10.1016/j.tics.2014.03.003
- Chatzigeorgiou, M., Constantoudis, V., Diakonou, F., Karamanos, K., Papadimitriou, C., Kalimeri, M., et al. (2017). Multifractal correlations in natural language written texts: Effects of language family and long word statistics. *Physica A: Statistical Mechanics and Its Applications* 469, 173 – 182. doi:10.1016/j.physa.2016.11.028
- Chen, H. and Liu, H. (2018). Quantifying evolution of short and long-range correlations in chinese narrative texts across 2000 years. *Complex*. 2018, 9362468. doi:10.1155/2018/9362468
- Cook, A. E. and Wei, W. (2019). What can eye movements tell us about higher level comprehension? *Vision* 3, 45–61. doi:10.3390/vision3030045
- Cordeiro, J., Inácio, P. R. M., and Fernandes, D. A. B. (2015). Fractal beauty in text. In *Progress in Artificial Intelligence*, eds. F. Pereira, P. Machado, E. Costa, and A. Cardoso (Cham: Springer International Publishing), 796–802

- Danto, A. C. (1981). *The Transfiguration of the Commonplace: A Philosophy of Art* (Cambridge: Harvard University Press)
- Das, N. K., Dey, R., Chakraborty, S., Panigrahi, P., and Ghosh, N. (2016). Probing multifractality in depth-resolved refractive index fluctuations in biological tissues using backscattering spectral interferometry. *Journal of Optics* 18. doi:10.1088/2040-8978/18/12/125301
- Devlin, J., Chang, M.-W., Lee, K., and Toutanova, K. (2018). Bert: Pre-training of deep bidirectional transformers for language understanding. *arXiv:1810.04805 [preprint]* Available at: <https://arxiv.org/abs/1810.04805>
- Diessel, H. (2019). *The Grammar Network. How Linguistic Structure is Shaped by Language Use* (Cambridge: Cambridge University Press)
- Dietterich, T. G. (1998). Approximate statistical tests for comparing supervised classification learning algorithms. *Neural Computation* 10, 1895–1923
- Drożdż, S. and Oświęcimka, P. (2015). Detecting and interpreting distortions in hierarchical organization of complex time series. *Physical Review E* 91, 030902. doi:10.1103/physreve.91.030902
- Drożdż, S., Oświęcimka, P., Kulig, A., Kwapień, J., Bazarnik, K., Grabska-Gradzińska, I., et al. (2016). Quantifying origin and character of long-range correlations in narrative texts. *Information Sciences* 331, 32 – 44. doi:10.1016/j.ins.2015.10.023
- Egan, C., Cristino, F., Payne, J. S., Thierry, G., and Jones, M. W. (2020). How alliteration enhances conceptual–attentional interactions in reading. *Cortex* 124, 111 – 118. doi:10.1016/j.cortex.2019.11.005
- Febres, G. and Jaffe, K. (2017). Quantifying structure differences in literature using symbolic diversity and entropy criteria. *Journal of Quantitative Linguistics* 24, 16–53. doi:10.1080/09296174.2016.1169847
- Fechner, G. T. (1876). *Vorschule der Ästhetik* (Leipzig: Breitkopf and Härtel)
- Forsythe, A., Nadal, M., Sheehy, N., Cela-Conde, C. J., and Sawey, M. (2011). Predicting beauty: fractal dimension and visual complexity in art. *British Journal of Psychology* 102, 49–70. doi:10.1348/000712610X498958
- Gates, H. L. and McKay, N. Y. (eds.) (2004). *The Norton Anthology of African American Literature* (New York: W.W. Norton & Co), 2nd edn.
- Ghosh, D., Chakraborty, S., and Samanta, S. (2019). Study of translational effect in tagore’s gitanjali using chaos based multifractal analysis technique. *Physica A: Statistical Mechanics and Its Applications* 523, 1343 – 1354. doi:10.1016/j.physa.2019.04.171
- Graham, D. and Field, D. (2007). Statistical regularities of art images and natural scenes: Spectra, sparseness and nonlinearities. *Spatial Vision* 21, 149–164. doi:10.1163/156856807782753877
- Graham, D. J. and Field, D. J. (2008). Variations in intensity statistics for representational and abstract art, and for art from the eastern and western hemispheres. *Perception* 37, 1341–1352. doi:10.1068/p5971
- Graham, D. J. and Redies, C. (2010). Statistical regularities in art: Relations with visual coding and perception. *Vision Research* 50, 1503–1509. doi:10.1016/j.visres.2010.05.002
- Green, C. (2017). Introducing the corpus of the canon of western literature: A corpus for culturomics and stylistics. *Language and Literature* 26, 282–299. doi:10.1177/0963947017718996
- Griffiths, T. L. and Steyvers, M. (2004). Finding scientific topics. *Proceedings of the National Academy of Sciences* 101, 5228–5235. doi:10.1073/pnas.0307752101
- Gross, J., Millett, A., Bartek, B., Bredell, K., and Winegard, B. (2014). Evidence for prosody in silent reading. *Reading Research Quarterly* 49, 189–208. doi:10.1002/rrq.67
- Heneghan and McDarby (2000). Establishing the relation between detrended fluctuation analysis and power spectral density analysis for stochastic processes. *Physical Review E* 62 5 Pt A, 6103–10. doi:10.1103/physreve.62.6103



- Henemann, G. M., Brachmann, A., and Redies, C. (2017). Statistical image properties in works from the prinzhorn collection of artists with schizophrenia. *Frontiers in Psychiatry* 8, 273. doi:10.3389/fpsy.2017.00273
- Hernández-Gómez, C., Basurto-Flores, R., Obregón-Quintana, B., and Guzmán-Vargas, L. (2017). Evaluating the irregularity of natural languages. *Entropy* 19, 521. doi:10.3390/e19100521
- Hsü, K. and Hsü, A. (1991). Self-similarity of the “1/f noise” called music. *Proceedings of the National Academy USA* 88, 3507–3509. doi:10.1073/pnas.88.8.3507
- Jacobs, A. M. (2015). Neurocognitive poetics: methods and models for investigating the neuronal and cognitive-affective bases of literature reception. *Frontiers in Human Neuroscience* 9, 186. doi:10.3389/fnhum.2015.00186
- Jacobs, A. M., Lüdtke, J., Aryani, A., Meyer-Sickendieck, B., and Conrad, M. (2016). *Mood-empathic and aesthetic responses in poetry reception. A model-guided, multilevel, multimethod approach* (Amsterdam: John Benjamins)
- Jakobson, R. (1960). Linguistics and poetics. In *Style in Language* (Cambridge, MA: MIT Press). 350–377
- Ji, H., Yang, X., Ling, H., and Xu, Y. (2013). Wavelet domain multifractal analysis for static and dynamic texture classification. *IEEE Transactions on Image Processing* 22, 286–299. doi:10.1109/TIP.2012.2214040
- Jiang, Z.-Q. and Zhou, W.-X. (2011). Multifractal detrending moving-average cross-correlation analysis. *Physical Review E* 84. doi:10.1103/PhysRevE.84.016106
- Jurafsky, D. and Martin, J. H. (2009). *Speech and Language Processing (2nd Edition)* (Upper Saddle River, NJ: Prentice Hall)
- Kantelhardt, J. W., Zschiegner, S. A., Koscielny-Bunde, E., Havlin, S., Bunde, A., and Stanley, H. (2002). Multifractal detrended fluctuation analysis of nonstationary time series. *Physica A: Statistical Mechanics and Its Applications* 316, 87 – 114. doi:10.1016/S0378-4371(02)01383-3
- Kello, C. T., Bella, S. D., Médé, B., and Balasubramaniam, R. (2017). Hierarchical temporal structure in music, speech and animal vocalizations: jazz is like a conversation, humpbacks sing like hermit thrushes. *Journal of the Royal Society, Interface* 14. doi:10.1098/rsif.2017.0231
- König, E. and Pfister, M. (2017). *Literary Analysis and Linguistics* (Berlin: Erich Schmidt Verlag)
- LaBerge, D. and Samuels, S. J. (1974). Toward a theory of automatic information processing in reading. *Cognitive Psychology* 6, 293–323. doi:10.1016/0010-0285(74)90015-2
- Laufer, B. and Nation, P. (1995). Vocabulary size and use: Lexical richness in L2 written production. *Applied Linguistics* 16, 307–322. doi:10.1093/applin/16.3.307
- Leder, H., Belke, B., Oeberst, A., and Augustin, D. (2004). A model of aesthetic appreciation and aesthetic judgments. *British Journal of Psychology* 95, 489–508. doi:10.1348/0007126042369811
- Leech, G. N. (1969). *A Linguistic Guide to English Poetry* (London: Harlow, Longmans)
- Leonarduzzi, R., Abry, P., Jaffard, S., Wendt, H., Gournay, L., Kyriacopoulou, T., et al. (2017). P-leader multifractal analysis for text type identification. In *2017 IEEE International Conference on Acoustics, Speech and Signal Processing (ICASSP)*. 4661–4665. doi:10.1109/ICASSP.2017.7953040
- Leonarduzzi, R., Wendt, H., Abry, P., Jaffard, S., Melot, C., Roux, S., et al. (2016). p-exponent and p-leaders, Part II: Multifractal analysis. relations to detrended fluctuation analysis. *Physica A: Statistical Mechanics and Its Applications* 448, 319 – 339. doi:10.1016/j.physa.2015.12.035
- Li, J., Du, Q., and Sun, C. (2009). An improved box-counting method for image fractal dimension estimation. *Pattern Recognition* 42, 2460 – 2469. doi:10.1016/j.patcog.2009.03.001
- Locher, P. J., Stappers, P. J., and Overbeeke, K. (1999). An empirical evaluation of the visual rightness theory of pictorial composition. *Acta Psychologica* 103, 261–280. doi:10.1016/S0001-6918(99)00044-X

- Mallat, S. (1999). *A Wavelet Tour of Signal Processing (2. ed.)*. (Cambridge: Academic Press)
- Mallon, B., Redies, C., and Hayn-Leichsenring, G. U. (2014). Beauty in abstract paintings: perceptual contrast and statistical properties. *Frontiers in Human Neuroscience* 8, 161. doi:10.3389/fnhum.2014.00161
- Manaris, B., Romero, J., Machado, P., Krehbiel, D., Hirzel, T., Pharr, W., et al. (2005). Zipf's law, music classification, and aesthetics. *Computer Music Journal* 29, 55–69. doi:10.1162/comj.2005.29.1.55
- Martin, A. (2020). A compositional neural architecture for language. *Journal of Cognitive Neuroscience* 32, 1407–1428. doi:10.1162/jocn.a\_01552
- McCarthy, P. M. and Jarvis, S. (2010). MTLN, vocD, and HD-D: A validation study of sophisticated approaches to lexical diversity assessment. *Behavior Research Methods* 42, 381–392. doi:10.3758/BRM.42.2.381
- McManus, I., Edmondson, D., and Rodger, J. (1985). Balance in pictures. *British Journal of Psychology* 76, 311–324. doi:10.1111/j.2044-8295.1985.tb01955.x
- Mehri, A. and Lashkari, S. M. (2016). Power-law regularities in human language. *The European Physical Journal B* 89, 241. doi:10.1140/epjb/e2016-70423-9
- Menninghaus, W., Wagner, V., Wassiliwizky, E., Jacobsen, T., and Knoop, C. (2017). The emotional and aesthetic powers of parallelistic diction. *Poetics* 63. doi:10.1016/j.poetic.2016.12.001
- Miller, B., Cummings, J., Mishkin, F., Boone, K., Prince, F., Ponton, M., et al. (1998). Emergence of artistic talent in frontotemporal dementia. *Neurology* 51, 978–982. doi:10.1212/wnl.51.4.978
- Montemurro, M. A. and Zanette, D. H. (2016). Complexity and universality in the long-range order of words. In *Creativity and Universality in Language*, eds. M. Degli Esposti, E. G. Altmann, and F. Pachet (Cham: Springer). 27–41. doi:10.1007/978-3-319-24403-7\_3
- Muzy, J.-F., Bacry, E., and Arneodo, A. (1993). Multifractal formalism for fractal signals: The structure-function approach versus the wavelet-transform modulus-maxima method. *Physical Review E* 47, 875–884. doi:10.1103/PhysRevE.47.875
- Muzy, J.-F., Bacry, E., and Arneodo, A. (1994). The multifractal formalism revisited with wavelets. *International Journal of Bifurcation and Chaos* 4, 245–302. doi:10.1142/S0218127494000204
- Newman, S. (1827). *A Practical System of Rhetoric* (New York: Mark H. Newman)
- Oświęcimka, P., Kwapien, J., and Drożdż, S. (2006). Wavelet versus detrended fluctuation analysis of multifractal structures. *Physical Review E* 74. doi:10.1103/PhysRevE.74.016103
- Palmer, S. E. and Schloss, K. B. (2010). An ecological valence theory of human color preference. *Proceedings of the National Academy of Sciences USA* 107, 8877–8882. doi:10.1073/pnas.0906172107
- Peng, C.-K., Buldyrev, S. V., Havlin, S., Simons, M., Stanley, H. E., and Goldberger, A. L. (1994). Mosaic organization of DNA nucleotides. *Physical Review E* 49, 1685–1689. doi:10.1103/physreve.49.1685
- Pennington, J., Socher, R., and Manning, C. (2014). Glove: Global vectors for word representation. In *Proceedings of the 2014 Conference on Empirical Methods in Natural Language Processing (EMNLP)*. 1532–1543. doi:10.3115/v1/D14-1162
- Podobnik, B. and Stanley, H. E. (2008). Detrended cross-correlation analysis: a new method for analyzing two nonstationary time series. *Physical Review Letters* 100, 084102. doi:10.1103/PhysRevLett.100.084102
- Redies, C. (2015). Combining universal beauty and cultural context in a unifying model of visual aesthetic experience. *Frontiers in Human Neuroscience* 9, 218. doi:10.3389/fnhum.2015.00218
- Redies, C., Amirshahi, S. A., Koch, M., and Denzler, J. (2012). PHOG-Derived aesthetic measures applied to color photographs of artworks, natural scenes and objects. In *ECCV 2012 Ws/Demos, Part I, Lecture*

- Notes in Computer Science*, eds. A. Fusiello, V. Murino, and R. Cucchiara (Berlin: Springer-Verlag), vol. 7583, 522–531. doi:10.1007/978-3-642-338-63-2\_54
- Redies, C. and Brachmann, A. (2017). Statistical image properties in large subsets of traditional art, bad art, and abstract art. *Frontiers in Neuroscience* 11, 593. doi:10.3389/fnins.2017.00593
- Redies, C., Brachmann, A., and Wagemans, J. (2017). High entropy of edge orientations characterizes visual artworks from diverse cultural backgrounds. *Vision Research* 133, 130 – 144. doi:10.1016/j.visres.2017.02.004
- Redies, C., Hasenstein, J., and Denzler, J. (2007). Fractal-like image statistics in visual art: similarity to natural scenes. *Spatial Vision* 21, 137–148. doi:10.1163/156856807782753921
- Richards, I. A. (1936). *The Philosophy of Rhetoric* (Oxford: Oxford University press)
- Riedl, M. and Biemann, C. (2012). Text segmentation with topic models. *Journal for Language Technology and Computational Linguistics (JLCL)* 27, 13–24
- Roeske, T. C., Kelty-Stephen, D., and Wallot, S. (2018). Multifractal analysis reveals music-like dynamic structure in songbird rhythms. *Scientific Reports* 8. doi:10.1038/s41598-018-22933-2
- Rosso, O. A., Craig, H., and Moscato, P. (2009). Shakespeare and other english renaissance authors as characterized by information theory complexity quantifiers. *Physica A: Statistical Mechanics and Its Applications* 388, 916 – 926. doi:10.1016/j.physa.2008.11.018
- Sainburg, T., Theilman, B., Thielk, M., and Gentner, T. Q. (2019). Parallels in the sequential organization of birdsong and human speech. *Nature Communications* 10. doi:10.1038/s41467-019-11605-y
- Samuels, S. J. (1994). Toward a theory of automatic information processing in reading, revisited. In *Theoretical Models and Processes of Reading*, eds. R. B. Ruddell, M. R. Ruddell, and H. Singer (Newark, DE: International Reading Association). 816–837
- Sanyal, S., Banerjee, A., Patranabis, A., Banerjee, K., Sengupta, R., and Ghosh, D. (2016). A study on improvisation in a musical performance using multifractal detrended cross correlation analysis. *Physica A: Statistical Mechanics and Its Applications* 462, 67 – 83. doi:10.1016/j.physa.2016.06.013
- Serrano, M. Á., Flammini, A., and Menczer, F. (2009). Modeling statistical properties of written text. *PLoS ONE* 4, 1–8. doi:10.1371/journal.pone.0005372
- Sherwood, K. (2012). How a cerebral hemorrhage altered my art. *Frontiers in Human Neuroscience* 6, 55. doi:10.3389/fnhum.2012.00055
- Simonton, D. K. (1990). Lexical choices and aesthetic success: A computer content analysis of 154 shakespeare sonnets. *Computers and the Humanities* 24, 251–264. doi:10.1007/BF00123412
- Smith, C. (2003). *Modes of Discourse. The Local Structure of Texts* (Cambridge: Cambridge University Press)
- Spehar, B., Walker, N., and Taylor, R. (2016). Taxonomy of individual variations in aesthetic responses to fractal patterns. *Frontiers in Human Neuroscience* 10, 350. doi:10.3389/fnhum.2016.00350
- Taylor, R. (2002). Order in Pollock’s chaos - computer analysis is helping to explain the appeal of Jackson Pollock’s paintings. *Scientific American* 287, 116–121
- Taylor, R., Spehar, B., Hagerhall, C., and Van Donkelaar, P. (2011). Perceptual and physiological responses to Jackson Pollock’s fractals. *Frontiers in Human Neuroscience* 5, 60. doi:10.3389/fnhum.2011.00060
- Tolhurst, D. J., Tadmor, Y., and Chao, T. (1992). Amplitude spectra of natural images. *Ophthalmic and Physiological Optics* 12, 229–232. doi:10.1111/j.1475-1313.1992.tb00296.x
- Toutanova, K., Klein, D., Manning, C. D., and Singer, Y. (2003). Feature-rich part-of-speech tagging with a cyclic dependency network. In *Proceedings of the 2003 Conference of the North American Chapter of the Association for Computational Linguistics on Human Language Technology - Volume 1* (Association for Computational Linguistics), NAACL ’03, 173–180. doi:10.3115/1073445.1073478

- Underwood, T. and Sellers, J. (2016). The long durée of literary prestige. *Modern Language Quarterly* 77, 321–344. doi:10.1215/00267929-3570634
- Vaughan-Evans, A., Trefor, R., Jones, L., Lynch, P., Jones, M. W., and Thierry, G. (2016). Implicit detection of poetic harmony by the naïve brain. *Frontiers in Psychology* 7, 1859. doi:10.3389/fpsyg.2016.01859
- Verhuizen, N. J., Crocker, M. W., and Brower, H. (2019). Expectation-based comprehension: Modeling the interaction of world knowledge and linguistic experience. *Discourse Processes* 56, 229–255. doi:10.1080/0163853X.2018.1448677
- Vieira, D. S., Picoli, S., and Mendes, R. S. (2018). Robustness of sentence length measures in written texts. *Physica A: Statistical Mechanics and Its Applications* 506, 749–754
- Voss, R. and Clarke, J. (1975). ‘1/f’ noise in music and speech. *Nature* 258, 317–318. doi:10.1038/258317a0
- Weiss, A. F., Kretzschmar, F., Schlesewsky, M., Bornkessel-Schlesewsky, I., and Staub, A. (2018). Comprehension demands modulate re-reading, but not first-pass reading behavior. *Quarterly Journal of Experimental Psychology* 71, 198–210. doi:doi.org/10.1080/17470218.2017.1307862
- Wendt, H. and Abry, P. (2007). Multifractality tests using bootstrapped wavelet leaders. *IEEE Transactions on Signal Processing* 55, 4811–4820. doi:10.1109/TSP.2007.896269
- Wendt, H., Roux, S. G., Jaffard, S., and Abry, P. (2009). Wavelet leaders and bootstrap for multifractal analysis of images. *Signal Processing* 89, 1100 – 1114. doi:10.1016/j.sigpro.2008.12.015
- Wu, D., Kendrick, K., Levitin, D., Chaoyi, L., and Dezhong, Y. (2015). Bach is the father of harmony: Revealed by a 1/f fluctuation analysis across musical genres. *PLoS ONE* 10. doi:10.1371/journal.pone.0142431
- Yang, T., Gu, C., and Yang, H. (2016). Long-range correlations in sentence series from a story of the stone. *PLoS ONE* 11, 1–11. doi:10.1371/journal.pone.0162423
- Yu, G. (2009). Lexical diversity in writing and speaking task performances. *Applied Linguistics* 31, 236–259. doi:10.1093/applin/amp024
- Zareva, A., Schwanenflugel, P., and Nikolova, Y. (2005). Relationship between lexical competence and language proficiency: Variable sensitivity. *Studies in Second Language Acquisition* 27, 567–595. doi:10.1017/S0272263105050254

---

# Supplementary Material

Table S1: List of texts in the Jena Textual Aesthetics Corpus. Canonical texts were selected from the Corpus of Canonical Western Literature. Non-canonical texts were downloaded from [www.smashwords.com](http://www.smashwords.com), [www.goodreads.com](http://www.goodreads.com), [www.feedbooks.com](http://www.feedbooks.com), or Project Gutenberg. Non-literary texts were sampled from Project Gutenberg.

	Title	Author(s)	Category
1	Little Dorrit	Charles Dickens	Canonical
2	Oliver Twist	Charles Dickens	Canonical
3	The Life and Adventures of Nicholas Nickleby	Charles Dickens	Canonical
4	The Mystery of Edwin Drood	Charles Dickens	Canonical
5	The Pickwick Papers	Charles Dickens	Canonical
6	Jane Eyre	Charlotte Bronte	Canonical
7	Villette	Charlotte Bronte	Canonical
8	Cranford	Elizabeth Gaskell	Canonical
9	Mary Barton	Elizabeth Gaskell	Canonical
10	North and South	Elizabeth Gaskell	Canonical
11	Agnes Grey	Anne Bronte	Canonical
12	Adam Bede	George Eliot	Canonical
13	Daniel Deronda	George Eliot	Canonical
14	Middlemarch	George Eliot	Canonical
15	Silas Marner	George Eliot	Canonical
16	The Mill on the Floss	George Eliot	Canonical
17	Emma	Jane Austen	Canonical
18	Mansfield Park	Jane Austen	Canonical
19	Persuasion	Jane Austen	Canonical
20	Pride and Prejudice	Jane Austen	Canonical
21	The Picture of Dorian Gray	Oscar Wilde	Canonical
22	The Tenant of Wildfell Hall	Anne Bronte	Canonical
23	Sartor Resartus	Thomas Carlyle	Canonical
24	Old Mortality	Walter Scott	Canonical
25	Redgauntlet	Walter Scott	Canonical
26	The Heart of Midlothian	Walter Scott	Canonical
27	Waverley	Walter Scott	Canonical
28	No Name	Wilkie Collins	Canonical
29	The Moonstone	Wilkie Collins	Canonical
30	The Woman in White	Wilkie Collins	Canonical
31	The History of Henry Esmond	William Makepeace Thackeray	Canonical
32	Vanity Fair	William Makepeace Thackeray	Canonical
33	Dracula	Bram Stoker	Canonical
34	The Well at the World's end	William Morris	Canonical
35	The Narrative of Arthur Gordon Pym	Edgar Allan Poe	Canonical
36	The Ambassadors	Henry James	Canonical
37	The Awkward Age	Henry James	Canonical
38	The Bostonians	Henry James	Canonical
39	The Golden Bowl	Henry James	Canonical
40	The Portrait of a Lady	Henry James	Canonical
41	The Wings of Dove	Henry James	Canonical
42	Moby Dick	Herman Melville	Canonical
43	The Deerslayers	James Fenimore Cooper	Canonical
44	A Christmas Carol	Charles Dickens	Canonical
45	Little Women	Louisa May Alcott	Canonical

*Continued on next page*

Table S1 – Continued from previous page

	<b>Title</b>	<b>Author(s)</b>	<b>Category</b>
46	Puddnhead Wilson	Mark Twain	Canonical
47	The Adventures of Finn	Mark Twain	Canonical
48	The Mysterious Stranger	Mark Twain	Canonical
49	The Marble Faun	Nathaniel Hawthorne	Canonical
50	The Scarlet Letter	Nathaniel Hawthorne	Canonical
51	The Education of Adams	Henry Adams	Canonical
52	Walden	Henry David Thoreau	Canonical
53	A Connecticut Yankee in King Arthurs	Mark Twain	Canonical
54	Babbitt	Sinclair Lewis	Canonical
55	A Tale of Two Cities	Charles Dickens	Canonical
56	Sister Carrie	Theodore Dreiser	Canonical
57	My Antonia	Willa Cather	Canonical
58	The Old Wives Tale	Arnold Bennett	Canonical
59	Portrait of the Artist as a Young Man	James Joyce	Canonical
60	Ulysses	James Joyce	Canonical
61	Lord Jim	Joseph Conrad	Canonical
62	Nostromo	Joseph Conrad	Canonical
63	The Secret Agent	Joseph Conrad	Canonical
64	Under Western Eyes	Joseph Conrad	Canonical
65	Victory: An Island Tale	Joseph Conrad	Canonical
66	Bleak House	Charles Dickens	Canonical
67	The Rainbow	Lawrence D.H	Canonical
68	Women in Love	Lawrence D.H	Canonical
69	Kim	Rudyard Kipling	Canonical
70	Puck of Pooks Hill	Rudyard Kipling	Canonical
71	Jude the Obscure	Thomas Hardy	Canonical
72	Tess of the dUrbervilles	Thomas Hardy	Canonical
73	The Mayor of Casterbridge	Thomas Hardy	Canonical
74	The Return of the Native	Thomas Hardy	Canonical
75	David Copperfield	Charles Dickens	Canonical
76	Great Expectations	Charles Dickens	Canonical
77	Hard Times	Charles Dickens	Canonical
78	The Face in the Abyss	Abraham Merritt	Non-Canonical
79	A Prisoner in Fairyland	Algernon Blackwood	Non-Canonical
80	The Centaur	Algernon Blackwood	Non-Canonical
81	Ruth Fielding at the War Front	Alice B. Emerson	Non-Canonical
82	The International Spy	Allen Upward	Non-Canonical
83	A Texas Matchmaker	Andy Adams	Non-Canonical
84	The Filigree Ball	Anna Katharine Green	Non-Canonical
85	Looking Further Backward	Arthur Dudley Vinton	Non-Canonical
86	The Hill Of Dreams	Arthur Machen	Non-Canonical
87	The Elusive Pimpernel	Baroness Emma Orczy	Non-Canonical
88	The Gloved Hand	Burton E. Stevenson	Non-Canonical
89	Jean of the Lazy A	B.M . Bower	Non-Canonical
90	Wieland : or , The Transformation	Charles Brockden Brown	Non-Canonical
91	The Great Quest	Charles Hawes	Non-Canonical
92	The Filibusters	Charles John Cutcliffe Wright Hyne	Non-Canonical
93	Bar-20 Days	Clarence E. Mulford	Non-Canonical
94	Wunpost	Dane Coolidge	Non-Canonical
95	The Girl of the Golden West	David Belasco	Non-Canonical
96	Love Insurance	Earl Derr Biggers	Non-Canonical
97	The Wouldbegoods	Edith Nesbit	Non-Canonical
98	Wet Magic	Edith Nesbit	Non-Canonical
99	Philip Dru : Administrator	Edward Mandell House	Non-Canonical
100	An Amiable Charlatan	Edward Phillips Oppenheim	Non-Canonical

Continued on next page



Table S1 – Continued from previous page

	<b>Title</b>	<b>Author(s)</b>	<b>Category</b>
101	The Double Traitor	Edward Phillips Oppenheim	Non-Canonical
102	The Zeppelin 's Passenger	Edward Phillips Oppenheim	Non-Canonical
103	The People of the Ruins	Edward Shanks	Non-Canonical
104	The Honor of the Name	mile Gaboriau	Non-Canonical
105	Kai Lung's Golden Hours	Ernest Bramah Smith	Non-Canonical
106	The Riddle of the Sands	Erskine Childers	Non-Canonical
107	The Missourian	Eugene Percy Lyle	Non-Canonical
108	Privy Seal	Ford Madox Ford	Non-Canonical
109	The Ivory Snuff Box	Frederic Arnold Kummer	Non-Canonical
110	The Afterglow	George Allan England	Non-Canonical
111	The Flying Legion	George Allan England	Non-Canonical
112	West Wind Drift	George Barr McCutcheon	Non-Canonical
113	Peter the Brazen	George F. Worts	Non-Canonical
114	Olga Romanoff or , The Syren of the Skies	George Griffith	Non-Canonical
115	The Princess and Curdie	George MacDonald	Non-Canonical
116	The Adventures of Don Lavington	George Manville Fenn	Non-Canonical
117	A Voyage to the Moon	George Tucker	Non-Canonical
118	Claim Number One	George W. Ogden	Non-Canonical
119	The Flockmaster of Poison Creek	George W. Ogden	Non-Canonical
120	Trilby	George du Maurier	Non-Canonical
121	Rose O'Paradise	Grace Miller White	Non-Canonical
122	Condemned as a Nihilist	G. A. Henty	Non-Canonical
123	Man on the Box	Harold MacGrath	Non-Canonical
124	The Puppet Crown	Harold MacGrath	Non-Canonical
125	The Blind Spot	Homer Eon Flint	Non-Canonical
126	Men of Iron	Howard Pyle	Non-Canonical
127	The Dark House	Ida Alexa Ross Wylie	Non-Canonical
128	The Daughter of Brahma	Ida Alexa Ross Wylie	Non-Canonical
129	Towards Morning	Ida Alexa Ross Wylie	Non-Canonical
130	Jurgen : A Comedy of Justice	James Branch Cabell	Non-Canonical
131	A Strange Manuscript Found in a Copper Cylinder	James De Mille	Non-Canonical
132	Lost in the Fog	James De Mille	Non-Canonical
133	Varney the Vampire	James Malcom Rymer	Non-Canonical
134	The Danger Trail	James Oliver Curwood	Non-Canonical
135	The Lost Stradivarius	John Meade Falkner	Non-Canonical
136	The Nebuly Coat	John Meade Falkner	Non-Canonical
137	The Weapons of Mystery	Joseph Hocking	Non-Canonical
138	The Chestermarke Instinct	Joseph Smith Fletcher	Non-Canonical
139	Afloat On The Flood	Lawrence J. Leslie	Non-Canonical
140	Diane of the Green Van	Leona Dalrymple	Non-Canonical
141	Don Rodriguez : Chronicles of Shadow Valley	Lord Dunsany	Non-Canonical
142	The Treasure Trail	Marah Ellis Ryan	Non-Canonical
143	Mizora : A Prophecy	Mary E. Bradley	Non-Canonical
144	Dangerous Days	Mary Roberts Rinehart	Non-Canonical
145	The Blue Germ	Maurice Nicoll	Non-Canonical
146	The Night Horseman	Max Brand	Non-Canonical
147	The Sleuth of St. James 's Square	Melville Davisson Post	Non-Canonical
148	Across the Zodiac	Percy Greg	Non-Canonical
149	Bardelys the Magnificent	Rafael Sabatini	Non-Canonical
150	Soldiers of Fortune	Richard Harding Davis	Non-Canonical
151	The Beetle	Richard Marsh	Non-Canonical
152	The Triumphs of Eugne Valmont	Robert Barr	Non-Canonical
153	Dawn of All	Robert Hugh Benson	Non-Canonical
154	Erling the Bold	Robert Michael Ballantyne	Non-Canonical
155	The Dog Crusoe and His Master	Robert Michael Ballantyne	Non-Canonical

Continued on next page

Table S1 – Continued from previous page

	<b>Title</b>	<b>Author(s)</b>	<b>Category</b>
156	Ailsa Paige	Robert William Chambers	Non-Canonical
157	In Search of the Unknown	Robert William Chambers	Non-Canonical
158	In the Quarter	Robert William Chambers	Non-Canonical
159	Under the Ocean to the South Pole	Roy Rockwood	Non-Canonical
160	Erewhon , or Over The Range	Samuel Butler	Non-Canonical
161	The road to Frontenac	Samuel Merwin	Non-Canonical
162	Brood of the Witch-Queen	Sax Rohmer	Non-Canonical
163	The Revolt of Man	Sir Walter Besant	Non-Canonical
164	The Brass Bottle	Thomas Anstey Guthrie	Non-Canonical
165	The Stray Lamb	Thorne Smith	Non-Canonical
166	The Doomsman	Van Tassel Sutphen	Non-Canonical
167	The Song of the Lark	Willa Cather	Non-Canonical
168	The Old Tobacco Shop	William Bowen	Non-Canonical
169	The Boats of the 'Glen-Carrig '	William Hope Hodgson	Non-Canonical
170	Hushed Up!	William Le Queux	Non-Canonical
171	The Border Legion	Zane Grey	Non-Canonical
172	The Desert of Wheat	Zane Grey	Non-Canonical
173	Scottish Cathedrals and Abbeys	Dugald Butler	Non-Literary
174	A Text-Book of the History of Architecture: Seventh Edition, revised	A. D. F. Hamlin	Non-Literary
175	Some Account of Gothic Architecture in Spain	George Edmund Street	Non-Literary
176	Japanese Homes and Their Surroundings	Edward Sylvester Morse	Non-Literary
177	The Architecture of Provence and the Riviera	David MacGibbon	Non-Literary
178	Historic Ornament, Vol. 2: Treatise on decorative art and architectural ornament	James Ward	Non-Literary
179	Military Architecture in England During the Middle Ages	A. Hamilton Thompson	Non-Literary
180	How to Study Architecture	Charles H. Caffin	Non-Literary
181	Cakes & Ale: A Dissertation on Banquets Interspersed with Various Recipes, More or Less Original, and anecdotes, mainly veracious	Edward Spencer	Non-Literary
182	Food and Flavor: A Gastronomic Guide to Health and Good Living	Henry T. Finck	Non-Literary
183	A Concise Dictionary of Middle English from A.D. 1150 to 1580	A. L. Mayhew, Walter William Skeat	Non-Literary
184	A Dictionary of Slang, Cant, and Vulgar Words: Used at the Present Day in the Streets of London	John Camden Hotten	Non-Literary
185	The Devil's Dictionary	Ambrose Bierce	Non-Literary
186	The Encyclopedia Britannica Vol. 1	University of Cambridge	Non-Literary
187	The Encyclopedia Britannica Vol. 2	University of Cambridge	Non-Literary
188	Glossary of Chess terms	Gregory Zorzos	Non-Literary
189	Through the Brazilian Wilderness	Roosevelt	Non-Literary
190	Gold, Sport, and Coffee Planting in Mysore	Robert H. Elliot	Non-Literary
191	The Economic Aspect of Geology	C. K. Leith	Non-Literary
192	The Shores of the Adriatic: The Austrian Side, The Kustenlande, Istria, and Dalmatia	F. Hamilton Jackson	Non-Literary
193	Island Life; Or, The Phenomena and Causes of Insular Faunas and Floras	Alfred Russel Wallace	Non-Literary
194	Sea and Sardinia	D. H. Lawrence	Non-Literary
195	Sketches from the Subject and Neighbour Lands of Venice	Edward A. Freeman	Non-Literary
196	The Elements of Geology	William Harmon Norton	Non-Literary
197	The Principles of Stratigraphical Geology	J. E. Marr	Non-Literary
198	Fragments of Earth Lore: Sketches & Addresses Geological and Geographical	James Geikie	Non-Literary
199	Earth Features and Their Meaning: An Introduction to Geology for the Student and the General Reader	William Herbert Hobbs	Non-Literary
200	The Common Law	Oliver Wendell Holmes	Non-Literary
201	Babylonian and Assyrian Laws, Contracts and Letters	C. H. W. Johns	Non-Literary
202	Putnam's Handy Law Book for the Layman	Albert Sidney Bolles	Non-Literary
203	Marriage and Divorce Laws of the World	Hyacinthe Ringrose	Non-Literary
204	The Law and the Poor	Edward Abbott, Sir Parry	Non-Literary
205	International Law. A Treatise. Vol. 1: Peace. Second Edition	L. Oppenheim	Non-Literary
206	International Law. A Treatise. Vol. 2: War and Neutrality. Second Edition	L. Oppenheim	Non-Literary

Continued on next page

Table S1 – Continued from previous page

	<b>Title</b>	<b>Author(s)</b>	<b>Category</b>
207	International Law	George Grafton Wilson, George Fox Tucker	Non-Literary
208	The Criminal Prosecution and Capital Punishment of Animals	E. P. Evans	Non-Literary
209	The English Constitution	Walter Bagehot	Non-Literary
210	The Law of the Sea: A Manual of the Principles of Admiralty Law for Students, Mariners, and Ship Operators	George L. Canfield, George W. Dalzell, J. Y. Brinton	Non-Literary
211	Woman and the Republic: A Survey of the Woman-Suffrage Movement in the United States and a Discussion of the Claims and Arguments of Its Foremost Advocates	Helen Kendrick Johnson	Non-Literary
212	The American Judiciary	Simeon E. Baldwin	Non-Literary
213	The Story of Evolution	Joseph McCabe	Non-Literary
214	A Practical Physiology: A Text-Book for Higher Schools	Albert F. Blaisdell	Non-Literary
215	Our Vanishing Wild Life: Its Extermination and Preservation	William T. Hornaday	Non-Literary
216	Amusements in Mathematics	Henry Ernest Dudeney	Non-Literary
217	On the Genesis of Species	St. George Jackson Mivart	Non-Literary
218	An Elementary Study of Chemistry	William McPherson, William Edwards Henderson	Non-Literary
219	Great Astronomers	Robert S. Ball	Non-Literary
220	Evolution, Old & New	Samuel Butler	Non-Literary
221	Darwin, and After Darwin, Vol. 1: An Exposition of the Darwinian Theory and a Discussion of Post-Darwinian Questions	George John Romanes	Non-Literary
222	Creative Evolution	Henri Bergson	Non-Literary
223	Myths and Marvels of Astronomy	Richard A. Proctor	Non-Literary
224	A Popular History of Astronomy During the Nineteenth Century: Fourth Edition	Agnes M. Clerke	Non-Literary
225	Pioneers of Science	Oliver, Sir Lodge	Non-Literary
226	A Text-Book of Astronomy	George C. Comstock	Non-Literary
227	Astronomical Myths: Based on Flammarion's "History of the Heavens"	Camille Flammarion, J. F. Blake	Non-Literary
228	Darwin, and After Darwin, Vol. 2: Post-Darwinian Questions, Heredity and Utility	George John Romanes	Non-Literary
229	Astronomy: The Science of the Heavenly Bodies	David P. Todd	Non-Literary
230	The Foundations of Science: Science and Hypothesis, The Value of Science, Science and Method	Henri Poincaré	Non-Literary
231	A Civic Biology, Presented in Problems	George W. Hunter	Non-Literary
232	Physics	Willis E. Tower, Charles M. Turton, Charles H. Smith, Thomas D. Cope	Non-Literary
233	A Century of Science, and Other Essays	John Fiske	Non-Literary
234	Side-Lights on Astronomy and Kindred Fields of Popular Science	Simon Newcomb	Non-Literary
235	Elementary Zoology, Second Edition	Vernon L. Kellogg	Non-Literary
236	Experiments on Animals	Stephen Paget	Non-Literary
237	The Sea-beach at Ebb-tide: A Guide to the Study of the Seaweeds and the Lower Animal Life Found Between Tide-marks	Augusta Foote Arnold	Non-Literary
238	The Making of Species	Douglas Dewar, Frank Finn	Non-Literary
239	The Science and Philosophy of the Organism	Hans Driesch	Non-Literary
240	Problems of Genetics	William Bateson	Non-Literary
241	The Organism as a Whole, from a Physicochemical Viewpoint	Jacques Loeb	Non-Literary
242	A Guide to the Study of Fishes, Vol. 1	David Starr Jordan	Non-Literary
243	Evolution: Its nature, its evidence, and its relation to religious thought	Joseph LeConte	Non-Literary
244	The Races of Man: An Outline of Anthropology and Ethnography	Joseph Deniker	Non-Literary
245	Physiology: The Science of the Body	Ernest G. Martin	Non-Literary
246	Observations of a Naturalist in the Pacific Between 1896 and 1899, Vol. 1	H. B. Guppy	Non-Literary
247	Animal Life and Intelligence	C. Lloyd Morgan	Non-Literary
248	A Guide to the Study of Fishes, Vol. 2	David Starr Jordan	Non-Literary
249	Stargazing: Past and Present	Norman, Sir Lockyer	Non-Literary
250	Observations of a Naturalist in the Pacific Between 1896 and 1899, Vol. 2	H. B. Guppy	Non-Literary
251	Regeneration	Thomas Hunt Morgan	Non-Literary

Continued on next page

Table S1 – Continued from previous page

	<b>Title</b>	<b>Author(s)</b>	<b>Category</b>
252	Telescopic Work for Starlight Evenings	William F. Denning	Non-Literary
253	The Logic of Chance, 3rd edition	John Venn	Non-Literary
254	Biology and Its Makers: With Portraits and Other Illustrations	William A. Lacy	Non-Literary
255	The Crayfish: An Introduction to the Study of Zoology	Thomas Henry Huxley	Non-Literary
256	History of Botany (1530-1860)	Julius Sachs	Non-Literary
257	The Universal Kinship	J. Howard Moore	Non-Literary
258	The philosophy of biology	James Johnstone	Non-Literary
259	Hygienic Physiology: with Special Reference to the Use of Alcoholic Drinks and Narcotics	Joel Dorman Steele	Non-Literary
260	Species and Varieties, Their Origin by Mutation	Hugo de Vries	Non-Literary
261	The Naturalist in La Plata	W. H. Hudson	Non-Literary
262	Studies in the Psychology of Sex, Vol. 1	Havelock Ellis	Non-Literary
263	Studies in the Psychology of Sex, Vol. 2	Havelock Ellis	Non-Literary
264	The Mind of the Child, Part II: The Development of the Intellect	William T. Preyer	Non-Literary
265	The Measurement of Intelligence	Lewis M. Terman	Non-Literary
266	Human Traits and their Social Significance	Irwin Edman	Non-Literary
267	Chapters in the History of the Insane in the British Isles	Daniel Hack Tuke	Non-Literary
268	Human Personality and Its Survival of Bodily Death	F. W. H. Myers	Non-Literary
269	Mysterious Psychic Forces: An Account of the Author's Investigations in Psychical Research, Together with Those of Other European Savants	Camille Flammarion	Non-Literary
270	The Group Mind: A Sketch of the Principles of Collective Psychology	William McDougall	Non-Literary
271	On the State of Lunacy and the Legal Provision for the Insane: With Observations on the Construction and Organization of Asylums	J. T. Arlidge	Non-Literary
272	The Criminal	Havelock Ellis	Non-Literary
273	Fact and Fable in Psychology	Joseph Jastrow	Non-Literary
274	Mental Evolution in Man: Origin of Human Faculty	George John Romanes	Non-Literary
275	A Beginner's Psychology	Edward Bradford Titchener	Non-Literary
276	Mental diseases: A Public Health Problem	James Vance May	Non-Literary
277	The Law of Psychic Phenomena	Thomson Jay Hudson	Non-Literary
278	Psychology: Briefer Course	William James	Non-Literary
279	The Principles of Psychology, Vol. 1	William James	Non-Literary
280	The Principles of Psychology, Vol. 2	William James	Non-Literary
281	Sex & Character	Otto Weininger	Non-Literary
282	Youth: Its Education, Regimen, and Hygiene	G. Stanley Hall	Non-Literary
283	Ten Thousand Dreams Interpreted; Or, What's in a Dream: A Scientific and Practical Exposition	Gustavus Hindman Miller	Non-Literary
284	Browning as a Philosophical and Religious Teacher	Henry, Sir Jones	Non-Literary
285	The Life of Reason: The Phases of Human Progress	George Santayana	Non-Literary
286	An Introduction to Philosophy	George Stuart Fullerton	Non-Literary
287	The Approach to Philosophy	Ralph Barton Perry	Non-Literary
288	The Will to Believe, and Other Essays in Popular Philosophy	William James	Non-Literary
289	Christianity and Greek Philosophy	B. F. Cocker	Non-Literary
290	A History of Mediaeval Jewish Philosophy	Isaac Husik	Non-Literary
291	The Mediaeval Mind (Vol. 1 of 2): A History of the Development of Thought and Emotion in the Middle Ages	Henry Osborn Taylor	Non-Literary
292	The Mediaeval Mind (Vol. 2 of 2): A History of the Development of Thought and Emotion in the Middle Ages	Henry Osborn Taylor	Non-Literary
293	The Philosophy of Friedrich Nietzsche	H. L. Mencken	Non-Literary
294	Philosophical Studies	G. E. Moore	Non-Literary
295	What Nietzsche Taught	Willard Huntington Wright	Non-Literary
296	The Greek Philosophers, Vol. 1	Alfred William Benn	Non-Literary
297	The Greek Philosophers, Vol. 2	Alfred William Benn	Non-Literary
298	An Ethical Philosophy of Life Presented in Its Main Outlines	Felix Adler	Non-Literary
299	A Beginner's History of Philosophy, Vol. 1	Herbert Ernest Cushman	Non-Literary
300	Towards the Great Peace	Ralph Adams Cram	Non-Literary

Continued on next page

Table S1 – Continued from previous page

	<b>Title</b>	<b>Author(s)</b>	<b>Category</b>
301	Society: Its Origin and Development	Henry K. Rowe	Non-Literary
302	Criminal Man, According to the Classification of Cesare Lombroso	Gina Lombroso	Non-Literary
303	The Challenge of the Country: A Study of Country Life Opportunity	George Walter Fiske	Non-Literary
304	Criminal Sociology	Enrico Ferri	Non-Literary
305	Community Civics and Rural Life	Arthur William Dunn	Non-Literary
306	Sociology and Modern Social Problems	Charles A. Ellwood	Non-Literary
307	The Theory of the Leisure Class	Thorstein Veblen	Non-Literary

Table S2: Means ( $\pm$  SD) of the different text properties analyzed in the present study. Abbreviation: MTLT, Measure for textual lexical diversity. Asterisks indicate that results are different from literary and canonical texts, respectively, at \*,  $p < 0.05$ ; \*\*,  $p < 0.01$ ; and \*\*\*,  $p < 0.001$  (paired t-tests).

	<b>Literary</b>	<b>Non-Literary</b>	<b>Canonical</b>	<b>Non-Canonical</b>
Noun	3.80 (1.21)	5.76 (1.21)***	4.11 (1.24)	3.55 (1.11)
Verb	3.30 (0.90)	3.22 (0.96)	3.54 (0.83)	3.10 (0.90)
Adjective	1.28 (0.48)	2.06 (0.64)***	1.45 (0.45)	1.13 (0.45)*
Pronoun	2.04 (0.57)	1.01 (0.49)***	2.25 (0.57)	1.86 (0.50)*
Sentence-Length	20.91 (6.15)	25.13 (6.18)***	22.82 (5.83)	19.37 (5.96)*
MTLD	48.34 (7.44)	45.43 (8.56)**	47.81 (6.08)	48.76 (8.36)
Topic Distribution	0.70 (0.02)	0.68 (0.03)***	0.70 (0.02)	0.71 (0.03)