

Non-intrusive double-greedy parametric model reduction by interpolation of frequency-domain rational surrogates

Fabio Nobile, Davide Pradovera*

CSQI, EPFL, Lausanne, Switzerland
`{fabio.nobile,davide.pradovera}@epfl.ch`

June 15, 2022

Abstract

We propose a model order reduction approach for non-intrusive surrogate modeling of parametric dynamical systems. The reduced model over the whole parameter space is built by combining surrogates in frequency only, built at few selected values of the parameters. This, in particular, requires matching the respective poles by solving an optimization problem. We detail how to treat unbalanced cases, where the surrogates to be combined have a different number of poles. If the frequency surrogates are constructed by minimal rational interpolation, frequency and parameters can both be sampled in a greedy fashion, by employing a fully non-intrusive “look-ahead” strategy. We explain how our proposed technique can be applied even in a high-dimensional setting, by employing locally-refined sparse grids to weaken the curse of dimensionality. Numerical examples are used to showcase the effectiveness of the method, and to highlight some of its limitations in dealing with unbalanced matching, as well as with a large number of parameters.

Keywords: Parametric model order reduction, parametric dynamical systems, non-intrusive method, minimal rational interpolation, greedy algorithm.

AMS Subject Classification: 35B30, 35P15, 41A20, 41A63, 93C35, 93C80.

1 Introduction

The numerical simulation of dynamical systems in frequency domain is of utmost importance in several engineering fields, among which electronic circuit design, acoustics, resonance modeling and control for large structures, and many others. The computational burden of such simulations has kept increasing in the last decades: on one hand, the problem size has been growing because of the need for higher numerical resolution; on the other hand, the necessity to tune design parameters and model uncertain features has lead researchers to tackle parametric models, possibly with a large number of parameters.

The purpose of *model order reduction* (MOR) in general, and of *parametric MOR* (pMOR) in the specific case of dynamical system in the presence of parameters, is to alleviate this computational load. The main strategy to reach this goal relies on building a surrogate model (*reduced order model*, *ROM*), which mimics accurately the original problem, but which can be solved at a much reduced cost. In the last two decades, the field of pMOR has thrived, leading to the development, analysis, and application of a wide collection of surrogate modeling strategies. In general, we can assign each of these methods to one of two main categories:

*Corresponding author. The authors acknowledge support from Swiss National Science Foundation project 182236.

- **Projection-based pMOR.** The surrogate model is built by restricting the original problem onto a suitable subspace, computed from a set of solutions (most often, snapshots of the system state) of the full problem. This requires access to the operators of the full model, which are not necessarily available in applications, for instance in the case of a black-box solver, or if the system operators never get fully assembled in the solution process. Some subcategories of projective pMOR can be identified depending on whether a global basis (such as POD/Reduced Basis [6] or multi-parameter multi-moment-matching [8, 37]) or a collection of local bases (e.g., manifold interpolation of local bases [2] or of reduced system matrices [3, 23, 26]) are employed.
- **Non-intrusive pMOR.** The surrogate model is constructed by interpolation or regression of a set of solutions (usually, output samples) of the full problem. As long as the system state is not necessary for the application at hand, it is common to work directly with the system output. Indeed, some non-intrusive pMOR strategies cannot be applied, or are extremely inefficient, when the quantity of interest is the whole system state. In this case as well, the methods can be further split into two subgroups, although the boundary between the two is more vague: some approaches set up the surrogate by solving a unique global interpolation problem [19, 22], whereas others build it by first constructing several (rational) models in frequency only, and then combining them over parameter space [15, 39, 40].

Here, we focus on this last class of techniques. A discussion of the pros and cons of this idea, compared to global approaches, can be found in the excellent survey [9] (whose focus is, however, mostly on projective pMOR), as well as in [40]. The latter article is closer in spirit to the present discussion and, as such, we will take it as starting point and main reference for our presentation. Similarly to [39, 40], the purpose of this paper is the presentation of a fully non-intrusive pMOR technique based on parameter interpolation of frequency surrogates. Without going into too much detail here, we summarize briefly the main novelties of our approach:

- *Both* frequency space and parameter domain are sampled adaptively, allowing for a better exploration of frequency and parameter domains, as well as for an improved efficiency in the construction of the reduced model.
- We discuss the case of matching between unbalanced (i.e., with different numbers of poles and residues) frequency surrogates. In practice, this is a critical issue also because of the sampling strategy touched upon in the previous point.
- The frequency ROMs are matched efficiently, regardless of whether the surrogate poles are sorted “consistently”. Efficiency is retained even when the models to be matched are unbalanced.
- We propose a framework for adaptive parameter sampling in a general *high-dimensional* setting by introducing a hierarchical locally-refined sparse grid structure in the parameter domain.

Outline of the paper. We introduce the parametric framework for our approach in section 2. The ensuing section 3 contains our main contribution, in the form of a description of the proposed pMOR technique, with each of the subsections therein examining a different feature of the algorithm. We integrate our discussion with three numerical examples in section 4, showcasing the effectiveness of our method. We conclude with a summary and an outlook for future research in section 5.

2 Problem framework and notation

The field of pMOR is closely entwined with the study of parametric dynamical systems in the frequency domain. More precisely, one considers the problem:

$$\text{given } (z, \mathbf{p}) \in Z \times \mathcal{P}, \text{ find } Y = Y(z, \mathbf{p}) \text{ such that } \begin{cases} (zE_{\mathbf{p}} - A_{\mathbf{p}})X(z, \mathbf{p}) = B_{\mathbf{p}}, \\ Y(z, \mathbf{p}) = C_{\mathbf{p}}X(z, \mathbf{p}), \end{cases} \quad (1)$$

where

$$A_{\mathbf{p}}, E_{\mathbf{p}} \in \mathbb{C}^{n_S \times n_S}, \quad X(z, \mathbf{p}), B_{\mathbf{p}} \in \mathbb{C}^{n_S \times n_I}, \quad C_{\mathbf{p}} \in \mathbb{C}^{n_O \times n_S}, \quad \text{and} \quad Y(z, \mathbf{p}) \in \mathbb{C}^{n_O \times n_I}.$$

We call X and Y the *state* and the *output* of the system, respectively. The sets $Z \subset \mathbb{C}$ and $\mathcal{P} \subset \mathbb{C}^d$ (\mathbb{R}^d in most applications) are frequency and parameter domains, respectively. The subscript \mathbf{p} of the system matrices denotes their eventual dependence on the parameters \mathbf{p} . We remark that we do not exclude the case of the state being the output of interest: such case can be obtained quite trivially by setting $n_O = n_S$ and $C_{\mathbf{p}}$ equal to the identity matrix.

The behavior of state X and output Y with respect to z only (for fixed \mathbf{p} , the non-parametric case) is well understood, and is backed up by an extensive literature in system theory [4]. Among the many properties of these systems, one is crucial to our discussion, namely the Heaviside decomposition: under some quite broad assumptions on the spectral properties of the pencil $(A_{\mathbf{p}}, E_{\mathbf{p}})$, we can write

$$Y(z, \mathbf{p}) = \sum_{j=1}^{n_S} (z - \lambda_{\mathbf{p}}^{(j)})^{-m_{\mathbf{p}}^{(j)}} Y_{\mathbf{p}}^{(j)} \quad \text{for } z \in Z \setminus \{\lambda_{\mathbf{p}}^{(j)}\}_{j=1}^{n_S}, \quad (2)$$

with $\lambda_{\mathbf{p}}^{(j)} \in \mathbb{C} \cup \{\infty\}$, $m_{\mathbf{p}}^{(j)} \in \mathbb{N}$, and $Y_{\mathbf{p}}^{(j)} \in \mathbb{C}^{n_O \times n_I}$, for all j .

Depending on how smoothly the system matrices $\{A, B, C, E\}$ depend on \mathbf{p} , it might be possible for the spectral quantities $\{\lambda^{(j)}, m^{(j)}, Y^{(j)}\}$ to depend smoothly on \mathbf{p} as well. More precisely, continuous dependence is often passed on from matrices to Heaviside terms: small perturbations of the system matrices yield small perturbations of the poles $\lambda^{(j)}$ and of the residues $Y^{(j)}$, at least as long as multiplicities $m^{(j)}$ are independent of \mathbf{p} and poles do not cross. However, inheritance of analytic dependence cannot in general be guaranteed, since (non-smooth) polynomial branches can arise quite naturally if poles are not simple or if they intersect. We refer to [33, Chapter 12] for an introductory discussion on the topic, and to subsection 4.1 for a simple example. In the following, we will rely mostly on the continuous dependence on \mathbf{p} of the Heaviside expansion (2). In general, smoothness will be required only when investigating the *global* approximability of poles and residues, see subsection 3.3.

We remark that our discussion relies only on the decomposition (2) of the output, together with the following assumptions:

- (a) $Y : Z \times \mathcal{P} \rightarrow V$, with V a normed vector space (for (1), we may set $V = \mathbb{C}^{n_O \times n_I}$ endowed with the Frobenius norm).
- (b) In (2), $\lambda^{(j)}$ and $Y^{(j)}$ depend continuously on \mathbf{p} for all j .
- (c) In (2), $m^{(j)}$ is independent of \mathbf{p} for all j .

As such, our proposed strategy extends further than linear parametric dynamical systems (1). Some examples of practical interest are parametric scattering problems in frequency domain [17] and parametric nonlinear eigenproblems [10]. Still, for simplicity of exposition, we will restrict our discussion to the finite-dimensional linear parametric dynamical system (1).

In order to simplify the presentation, from here onward we will replace (c) with the stronger assumption that $m^{(j)}$ be equal to 1. This excludes the possibility of degenerate eigenvalues. We remark that, in most practical applications, each multiplicity $m^{(j)}$ is indeed identically equal to 1. We postpone a discussion on this till section 5.

3 The double-greedy pMOR strategy

We start this section by detailing our pMOR technique in its formulation without \mathbf{p} -adaptivity. The general structure of the pole-matching-based pMOR algorithm is summarized in Algorithms 1 and 2, and the different building blocks are discussed more extensively in the following subsections.

An online-offline decomposition of the algorithm is performed, in the usual MOR fashion [32]: first, the surrogate model is built in an expensive training phase, which requires solving the original problem at several values of frequency and parameters; the reduced model is then stored and can be evaluated with a (hopefully) much reduced computational cost at arbitrary frequency and parameter values.

The offline phase is shown in Algorithm 1. The input of the procedure is a set of parameter values $\mathcal{P}_{train} = \{\mathbf{p}_1, \dots, \mathbf{p}_S\} \subset \mathcal{P}$, where reduced models *in frequency only* are built: more precisely, for each $k = 1, \dots, S$, we compute the approximation

$$Y(z, \mathbf{p}_k) \approx \text{ROM}_k(z) = \sum_{j=1}^{\bar{n}_k} \frac{\bar{Y}_k^{(j)}}{z - \bar{\lambda}_k^{(j)}}. \quad (3)$$

More details on this step are given in subsection 3.1. The addends of the sum in (3) are then sorted in such a way that poles $\bar{\lambda}_k^{(j)}$ and residues $\bar{Y}_k^{(j)}$ with the same j but different k “correspond to each other”. We explain what we mean by this, and how we achieve it, in subsection 3.2. In the same section, we also discuss how we deal with the situation where two surrogate models have different amounts of poles, i.e., $\bar{n}_k \neq \bar{n}_\ell$. For the remainder of the present overview, for simplicity we assume $\bar{n}_1 = \dots = \bar{n}_S =: \bar{n}$.

At this point, it only remains to prescribe a rule to define the reduced model at a new parameter value $\mathbf{p} \in \mathcal{P} \setminus \mathcal{P}_{train}$. To this aim, we define S weight functions $\boldsymbol{\psi} = (\psi_1, \dots, \psi_S) : \mathcal{P} \rightarrow \mathbb{C}^S$, which we employ to interpolate poles and residues over \mathbf{p} -space:

$$\tilde{\lambda}^{(j)}(\mathbf{p}) = \sum_{k=1}^S \psi_k(\mathbf{p}) \bar{\lambda}_k^{(j)} \quad \text{and} \quad \tilde{Y}^{(j)}(\mathbf{p}) = \sum_{k=1}^S \psi_k(\mathbf{p}) \bar{Y}_k^{(j)}. \quad (4)$$

The resulting global model can then be evaluated through Algorithm 2, as

$$Y(z, \mathbf{p}) \approx \text{pROM}(z, \mathbf{p}) = \sum_{j=1}^{\bar{n}} \frac{\tilde{Y}^{(j)}(\mathbf{p})}{z - \tilde{\lambda}^{(j)}(\mathbf{p})} = \sum_{j=1}^{\bar{n}} \frac{\sum_{k=1}^S \psi_k(\mathbf{p}) \bar{Y}_k^{(j)}}{z - \sum_{k=1}^S \psi_k(\mathbf{p}) \bar{\lambda}_k^{(j)}}. \quad (5)$$

REMARK 1. *Depending on the choice of MOR method in frequency, the Heaviside formulation (3) might also include constant, polynomial, or, more generally, analytic terms: for instance,*

$$\text{ROM}_k(z) = \sum_{j=1}^{\bar{n}_k} \frac{\bar{Y}_k^{(j)}}{z - \bar{\lambda}_k^{(j)}} + \sum_{\ell=0}^{\bar{m}} \bar{W}_k^{(\ell)} z^\ell.$$

If this is the case, we do not need to modify our algorithm, because the additional terms do not require to be matched nor permuted. The resulting global surrogate (after pole matching) is simply

$$\text{pROM}(z, \mathbf{p}) = \sum_{j=1}^{\bar{n}} \frac{\sum_{k=1}^S \psi_k(\mathbf{p}) \bar{Y}_k^{(j)}}{z - \sum_{k=1}^S \psi_k(\mathbf{p}) \bar{\lambda}_k^{(j)}} + \sum_{\ell=0}^{\bar{m}} \sum_{k=1}^S \psi_k(\mathbf{p}) \bar{W}_k^{(\ell)} z^\ell.$$

Algorithm 1 Pole-matching pMOR – Offline phase

```
1: function pROM_TRAIN( $\mathbf{p}_1, \dots, \mathbf{p}_S$ )
2:   for  $k = 1, \dots, S$  do
3:      $\text{ROM}_k \leftarrow \text{BUILDFREQUENCYROM}(\mathbf{p}_k)$  ▷ subsection 3.1
4:   end for
5:    $J \leftarrow \{1\}$  ▷ Initialize root of search tree
6:   for  $k = 2, \dots, S$  do ▷ Matching loop
7:      $(k, \ell) \leftarrow \arg \min_{k' \in J, \ell' \notin J} \|\mathbf{p}_{k'} - \mathbf{p}_{\ell'}\|$  ▷ Breadth-first search
8:     permutation  $\leftarrow \text{MODALMATCHING}(\text{ROM}_k, \text{ROM}_{\ell})$  ▷ subsection 3.2
9:      $\text{ROM}_{\ell} \leftarrow \text{APPLYPERMUTATION}(\text{ROM}_{\ell}, \text{permutation})$ 
10:     $J \leftarrow J \cup \{\ell\}$  ▷ Add to explored set
11:  end for
12:   $\psi \leftarrow \text{BUILDLOCALWEIGHTFUNCTIONS}(\mathbf{p}_1, \dots, \mathbf{p}_S)$  ▷ subsection 3.3
13:  return  $\{\text{ROM}_k\}_{k=1}^S, \psi$ 
14: end function
```

Algorithm 2 Pole-matching pMOR – Online phase

```
1: function pROM( $z, \mathbf{p}; \{\text{ROM}_k\}_{k=1}^S, \psi$ )
2:    $\tilde{Y} \leftarrow 0, \mathbf{w} \leftarrow \psi(\mathbf{p})$ 
3:   for  $j = 1, 2, \dots, \bar{n}$  do ▷ Loop over surrogate poles
4:      $\tilde{\lambda}^{(j)} \leftarrow 0, \tilde{Y}^{(j)} \leftarrow 0$ 
5:     for  $k = 1, 2, \dots, S$  do ▷ Loop over frequency models
6:       Extract  $\bar{\lambda}_k^{(j)}$  and  $\bar{Y}_k^{(j)}$  from  $\text{ROM}_k$ 
7:        $\tilde{\lambda}^{(j)} \leftarrow \tilde{\lambda}^{(j)} + w_k \bar{\lambda}_k^{(j)}, \tilde{Y}^{(j)} \leftarrow \tilde{Y}^{(j)} + w_k \bar{Y}_k^{(j)}$  ▷ Add local contribution
8:     end for
9:      $\tilde{Y} \leftarrow \tilde{Y} + \tilde{Y}^{(j)} / (z - \tilde{\lambda}^{(j)})$  ▷ Add Heaviside term
10:  end for
11:  return  $\tilde{Y}$ 
12: end function
```

3.1 Frequency adaptivity via Minimal Rational Interpolation

Here we provide some details on the function `BUILDFREQUENCYROM` in Algorithm 1, which encodes the construction of a ROM for a non-parametric dynamical system with respect to a single parameter, namely the frequency z . A number of surrogate modeling strategies for such problems have been proposed in the MOR literature: the most famous are, among projection-based methods, the Proper Orthogonal Decomposition/Reduced Basis [9, 12] and the Krylov/Moment Matching [8] methods, and, among the non-intrusive techniques, the Loewner Framework [19] and the Vector Fitting algorithm [13, 16]. Any of them could be used to supply the surrogate modeling that we require. In fact, different frequency surrogates could even be obtained by different MOR approaches, as long as each reduced model allows for a Heaviside expansion (3).

In this work, we consider the Minimal Rational Interpolation (MRI) method proposed in [29]. MRI is non-intrusive, i.e., it does not require access to the matrices appearing in the dynamical system (1), allowing for a wider applicability of the method. At the same time, one can apply it in a greedy fashion [30], so that the number and location of frequency samples is selected adaptively, in such a way that a prescribed accuracy is attained over the whole frequency domain Z . The specific greedy strategy that we choose has a proper theoretical motivation only if the parametric problem depends on z in a simple way, e.g., linearly, as in (1). If this is not the case, or if the dependence on frequency is not known, one may want to consider possible alternatives [30]. More details on the method are provided in [29]. Here we

Algorithm 3 Greedy Minimal Rational Interpolation

```

1: function BUILDFREQUENCYROM(p)
2:   Initialize  $Z_{train} \subset Z$  (very coarse),  $Z_{test} \subset Z$  (fine),  $\text{tol} > 0$ 
3:   snapshots  $\leftarrow \{\}$ 
4:   for  $z \in Z_{train}$  do ▷ Model initialization
5:     Evaluate  $Y(z, \mathbf{p})$  ▷ Full model solve
6:     snapshots  $\leftarrow$  snapshots  $\cup \{Y(z, \mathbf{p})\}$ 
7:   end for
8:   repeat ▷ Greedy loop
9:     ROM  $\leftarrow$  BUILDMRI( $Z_{train}$ , snapshots) ▷ [29]
10:     $z^* \leftarrow$  GETNEXTSAMPLEPOINT(ROM,  $Z_{test}$ ) ▷ Maximize (6) over  $Z_{test}$ 
11:    Evaluate  $Y(z^*, \mathbf{p})$  ▷ Full model solve
12:    error  $\leftarrow \|Y(z^*, \mathbf{p}) - \text{ROM}(z^*)\|_V / \|Y(z^*, \mathbf{p})\|_V$ 
13:    snapshots  $\leftarrow$  snapshots  $\cup \{Y(z^*, \mathbf{p})\}$ 
14:    Move  $z^*$  from  $Z_{test}$  to  $Z_{train}$ 
15:  until error  $\leq \text{tol}$ 
16:  Optional: ROM  $\leftarrow$  BUILDMRI( $Z_{train}$ , snapshots) ▷ Remark 2
17:  Optional: ROM  $\leftarrow$  CLEANUP(ROM) ▷ Remark 3
18:  return CONVERTTOHEAVISIDEFORM(ROM)
19: end function

```

only give a short overview, which is summarized in Algorithm 3.

The core of the procedure is the typical greedy-MOR loop: at each iteration a new sample gets added, at a position selected in the test set Z_{test} , based on the current reduced model. More precisely, the next sample z^* is selected as the maximizer over Z_{test} of some *a posteriori* indicator, and the algorithm terminates when such indicator is smaller than a prescribed tolerance. However, in our framework, standard residual estimators (e.g., the classic Reduced Basis one [32]) cannot be employed in a non-intrusive manner. Instead, we apply a “look-ahead” idea:

- Exploiting only the current reduced model, we select the next sample point z^* , as the maximizer over Z_{test} of

$$z \mapsto \prod_{z' \in Z_{train}} |z - z'| \bigg/ \prod_{\bar{\lambda} \in \bar{\Lambda}} |z - \bar{\lambda}|, \quad (6)$$

where $\bar{\Lambda} \subset \mathbb{C}$ are the $\#Z_{train} - 1$ poles of the surrogate ROM.

- Since an unknown scaling constant is involved, see [30], (6) does not tell us whether the prescribed tolerance is satisfied; to obtain this information, we perform an expensive solve of the full model at z^* , and evaluate the approximation error explicitly.

REMARK 2. *As is evident from Algorithm 3, the extra expensive solve of the full system does not go to waste, as it is exactly the snapshot which is necessary at the next iteration. Only at the last iteration, when the tolerance is finally satisfied, the additional solution is not included in the surrogate. In practice, to avoid wasting the “free” final snapshot, we can actually add even this last sample to the reduced model by running BUILDMRI an additional time after the greedy loop is completed.*

REMARK 3. *As discussed in more detail in subsection 3.2, for a reliable matching of poles and residues of different frequency ROMs, it is crucial to remove any unwanted spurious (sometimes referred to as “parasitic” or “non-physical”) pole-residue pairs. As such, it is usually worth*

the effort to add a post-processing “clean-up” step, to remove unwanted pole-residue pairs. The development of reliable strategies to identify spurious effects remains an open problem in rational approximation. However, two quite simple and inexpensive criteria that can be applied are:

- Remove poles which are too far away from Z .
- Remove poles whose residues have small magnitude (possible Froissart doublets [7]).

In addition, it might be possible to remove poles which are provably spurious based on the properties of the problem, e.g., non-real poles for self-adjoint problems, or unstable poles for stable systems.

At this point, it is important to note that, in general, we cannot guarantee all the frequency ROMs to have the same number of pole-residue pairs \bar{n} , even after a perfect removal of all the spurious effects. The main reason for this is that the full model (1) may have a different number of poles in Z for different values of \mathbf{p} . A numerical example showcasing poles entering and leaving the frequency domain can be found in subsection 4.2. This can quickly become problematic, since the greedy MRI algorithm is not guaranteed to identify well poles outside Z (actually, even to capture them at all). One could try to counteract this issue by building frequency models on an enlarged domain $Z' \supset Z$, at the cost of a higher offline time. Still, the same issue of migrating poles might simply arise again at a larger scale.

3.2 Matching frequency models

The offline matching loop in Algorithm 1 takes care of permuting the Heaviside addends of the frequency ROMs, see (3). The objective of this step is to identify with good accuracy how the location of each pole-residue pair evolves as \mathbf{p} changes: this means that, for each j , we wish $\bar{\lambda}_1^{(j)}, \bar{\lambda}_2^{(j)}, \dots, \bar{\lambda}_S^{(j)}$ (resp. $\bar{Y}_1^{(j)}, \bar{Y}_2^{(j)}, \dots, \bar{Y}_S^{(j)}$) to be approximations of the “same” pole (resp. residue) of the parametric problem for $\mathbf{p} = \mathbf{p}_1, \mathbf{p}_2, \dots, \mathbf{p}_S$.

The frequency surrogate models are explored in a breadth-first fashion, matching one new ROM at a time to its closest (with respect to \mathbf{p}) neighbor. We exclude a global approach, matching all frequency models at the same time, due to its computational unfeasibility: S -partite matching is notoriously an NP-hard problem for $S \geq 3$ [21].

Let us characterize one of this bipartite matching problems, namely the one between ROM_k and ROM_ℓ . For the remainder of this section, we assume that the two models have the same number of poles, i.e., $\bar{n}_k = \bar{n}_\ell =: \bar{n}$. The more general and, due to our choice of frequency surrogate modeling, (potentially) more common case $\bar{n}_k \neq \bar{n}_\ell$ is discussed in subsection 3.2.1. We seek $\sigma = (\sigma_1, \dots, \sigma_{\bar{n}})$ which attains

$$\min_{\sigma \in (1, 2, \dots, \bar{n})!} \left(\sum_{j=1}^{\bar{n}} |\bar{\lambda}_k^{(j)} - \bar{\lambda}_\ell^{(\sigma_j)}| + w \sum_{j=1}^{\bar{n}} \left\| \bar{Y}_k^{(j)} - \bar{Y}_\ell^{(\sigma_j)} \right\|_V \right) \quad (7)$$

where $(1, 2, \dots, \bar{n})!$ denotes the set of permutations of the tuple $(1, 2, \dots, \bar{n})$. In (7), $w \in [0, \infty]$ denotes a weight, representing the relative importance given to poles and residues in the matching. An alternative formulation of the same problem is: given the cost matrix $D \in \mathbb{R}^{\bar{n} \times \bar{n}}$, with entries

$$D_{j,j'} = |\bar{\lambda}_k^{(j)} - \bar{\lambda}_\ell^{(j')}| + w \left\| \bar{Y}_k^{(j)} - \bar{Y}_\ell^{(j')} \right\|_V, \quad (8)$$

we wish to extract exactly one value per row and one value per column, so that the sum of the selected entries is minimized. Despite the combinatorial nature of this optimization problem, there exist polynomial-time algorithms to solve it¹ (e.g., using ideas from maximum flow problems [20]). More precisely, the worst-case complexity is $\mathcal{O}(\bar{n}^3)$, but only $\mathcal{O}(\bar{n}^2)$ operations are necessary if just $\mathcal{O}(1)$ pole swaps are needed, i.e., if the optimal σ is “close” to $(1, 2, \dots, \bar{n})$.

¹In Python3, this problem can be solved by the function `linear_sum_assignment` in the `scipy.optimize` module [36], which requires as only input the cost matrix D .

REMARK 4. When $\bar{n}_k = \bar{n}_\ell$, the matching optimization problem is symmetric. By this, we mean that, once the optimal permutation has been found, we can either apply it to ROM_ℓ , or apply its inverse to ROM_k . In practice, in the scope of the breadth-first search in Algorithm 1, it is convenient to always rearrange the poles-residues of the new model ℓ , since applying the permutation to model k would require permuting all the already explored models $\{\text{ROM}_{k'}\}_{k' \in J}$.

3.2.1 Unbalanced matching

Suppose $\bar{n}_k < \bar{n}_\ell$ (the converse case can be treated analogously by considering a “transposed” matching problem). We can cast the matching optimization problem in rectangular form: find $\sigma = (\sigma_1, \dots, \sigma_{\bar{n}_\ell})$ which attains

$$\min_{\sigma \in (1, 2, \dots, \bar{n}_\ell)!} \left(\sum_{j=1}^{\bar{n}_k} |\bar{\lambda}_k^{(j)} - \bar{\lambda}_\ell^{(\sigma_j)}| + w \sum_{j=1}^{\bar{n}_k} \left\| \bar{Y}_k^{(j)} - \bar{Y}_\ell^{(\sigma_j)} \right\|_V \right). \quad (9)$$

(The minimization of (9) does not require more computational effort than a balanced problem (7) of size \bar{n}_ℓ .) Then $(\sigma_1, \dots, \sigma_{\bar{n}_k})$ gives the desired permutation, while the indices $\sigma_{\bar{n}_k+1}, \dots, \sigma_{\bar{n}_\ell}$ remain unassigned. It remains to choose how to deal with the $\bar{n}_\ell - \bar{n}_k$ extra pole-residue pairs with indices $\sigma_{\bar{n}_k+1}, \dots, \sigma_{\bar{n}_\ell}$: this choice depends on whether we think that they are (o) missing from ROM_k or (•) spurious in ROM_ℓ .

The solution for case 3.2.1 is quite straightforward: we simply remove the $\bar{n}_\ell - \bar{n}_k$ erroneous poles and residues from ROM_ℓ , as well as from all the surrogates matched to it. Instead, in case 3.2.1, the problem is much harder: we wish to reconstruct the unaccounted poles and residues at \mathbf{p}_k from information at \mathbf{p}_ℓ . One naive way to achieve this involves “copying” the missing poles from ROM_ℓ to ROM_k , i.e., appending the synthetic terms

$$\frac{\bar{Y}_\ell^{(\sigma_{\bar{n}_k+1})}}{z - \bar{\lambda}_\ell^{(\sigma_{\bar{n}_k+1})}} + \dots + \frac{\bar{Y}_\ell^{(\sigma_{\bar{n}_\ell})}}{z - \bar{\lambda}_\ell^{(\sigma_{\bar{n}_\ell})}} \quad (10)$$

to the Heaviside expansion of ROM_ℓ . This results in an adjusted surrogate, with a correct and balanced pole matching. We remark that more refined (but also potentially less stable) approaches may be based on other forms of extrapolation of the additional Heaviside terms, not only from ROM_k , but also from all the other frequency surrogates which contain the poles with indices $\sigma_{\bar{n}_k+1}, \dots, \sigma_{\bar{n}_\ell}$, cf. Remark 6 and subsection 3.3.

REMARK 5. In case 3.2.1, one could impose a balanced matching by retraining the poorest model ROM_k , forcing more iterations of greedy MRI until the surrogate has exactly \bar{n}_ℓ poles. However, this approach has two clear issues, which might make it disadvantageous in practice:

- If many surrogates need retraining, one may incur in substantial additional computational cost. This is the case especially if \mathbf{p} -adaptivity is employed, see subsection 3.4.
- Instead of identifying correctly the missing poles, MRI could introduce spurious effects, thus interfering with the matching procedure, rather than helping it. This is likely to happen if the missing poles are located outside the frequency domain Z .

At this point, we deem important to give a *caveat*: neither of the two approaches above (pole reconstruction and removal) is, on its own, able to solve adequately all practical situations, as we showcase in a practical example in subsection 4.2. Instead, a hybrid version, with some poles getting removed and some reconstructed, should be able to perform better than either approach. Here, we choose to pursue this third approach, whose effectiveness obviously hinges on how well we can differentiate between “good” and “bad” poles.

Algorithm 4 General pole-matching

```

1:  $J \leftarrow \{1\}$  ▷ Initialize root of search tree, Remark 7
2: for  $k = 2, \dots, S$  do ▷ Matching loop
3:    $(k, \ell) \leftarrow \arg \min_{k' \in J, \ell' \notin J} \|\mathbf{p}_{k'} - \mathbf{p}_{\ell'}\|$  ▷ Breadth-first search
4:    $\sigma \leftarrow \text{MODALMATCHING}(\text{ROM}_k, \text{ROM}_\ell)$  ▷ (7) or (9)
5:    $\text{ROM}_\ell \leftarrow \text{APPLYPERMUTATION}(\text{ROM}_\ell, \sigma)$  ▷ Possibly using only part of  $\sigma$ 
6:   if  $\bar{n}_k > \bar{n}_\ell$  then
7:      $\text{ROM}_\ell \leftarrow \text{ROM}_\ell + \sum_{j=\bar{n}_\ell+1}^{\bar{n}_k} \bar{Y}_k^{(j)} / (\cdot - \bar{\lambda}_k^{(j)})$  ▷ Extrapolate at index  $\ell$ 
8:     Flag the  $\bar{n}_k - \bar{n}_\ell$  poles added to  $\text{ROM}_\ell$  as “synthetic”
9:      $\bar{n}_\ell \leftarrow \bar{n}_k$ 
10:  else if  $\bar{n}_k < \bar{n}_\ell$  then
11:    for  $i \in J$  do ▷ Extrapolate at indices  $J$ 
12:       $\text{ROM}_i \leftarrow \text{ROM}_i + \sum_{j=\bar{n}_i+1}^{\bar{n}_\ell} \bar{Y}_\ell^{(j)} / (\cdot - \bar{\lambda}_\ell^{(j)})$ 
13:      Flag the  $\bar{n}_\ell - \bar{n}_i$  poles added to  $\text{ROM}_i$  as “synthetic”
14:       $\bar{n}_i \leftarrow \bar{n}_\ell$ 
15:    end for
16:  end if
17:   $J \leftarrow J \cup \{\ell\}$  ▷ Add to explored set
18: end for
19: for  $j = 1, \dots, \max_{j \in J} \bar{n}_j$  do
20:   synthetic_count  $\leftarrow \#\{k = 1, 2, \dots, S \text{ such that } \bar{\lambda}_k^{(j)} \text{ is synthetic}\}$ 
21:   if synthetic_count  $> S(1 - \text{tol}_{\text{synth}})$  then
22:     Remove  $\bar{\lambda}^{(j)}$  from all ROMs ▷ Remove poles which are synthetic too many times
23:   end if
24: end for
25: Optional: apply higher-order reconstruction to all remaining synthetic poles ▷ Remark 6

```

We summarize our proposed strategy in Algorithm 4, which replaces the simple matching loop in Algorithm 1. The main idea is the following: whenever it becomes necessary to match unbalanced models, the naive reconstruction (10) is used to augment the less rich surrogate(s); however, the added synthetic poles are flagged as unreliable. At the end of the matching loop, all the models contain the same number of poles $\bar{n} = \max_{k=1, \dots, S} \bar{n}_k$. At this point, if a pole with a certain index is too often unreliable, it is removed from the pROM. Here, “too often” is determined based on a given tolerance $\text{tol}_{\text{synth}}$ between 0 and 1: the extreme values 0 and 1 correspond to cases 3.2.1 and 3.2.1, respectively.

REMARK 6. *The constant reconstruction (10) is quite blunt, especially when the parameter resolution is low. If the poles depend smoothly on \mathbf{p} , it is preferable to employ a reconstruction with a larger stencil, for instance global (least squares) polynomial extrapolation, using information from all the surrogates which contain the missing pole, see subsection 3.3. However, this is not always viable during the matching loop, since we explore $\mathcal{P}_{\text{train}}$ breadth-first: for instance, if $\bar{n}_k < \bar{n}_\ell$, we are forced to reconstruct poles from the single new model ROM_ℓ (a similar problem may arise in the case $\bar{n}_k > \bar{n}_\ell$ if J is too small). Still, as shown in the last line of Algorithm 4, it remains feasible to apply a higher-order pole reconstruction after the matching loop is complete.*

REMARK 7. *The reconstruction of missing poles introduces an asymmetry in the matching procedure, so that the order in which the models are matched matters: for instance, see the situation depicted in Figure 1. As such, it seems important to choose well the root in the breadth-first exploration of $\mathcal{P}_{\text{train}}$. However, choosing optimally this root remains an open problem. From a computational point of view, it makes sense to choose as root the surrogate with the largest number of poles, so that we never have to retrace our steps to add synthetic poles.*

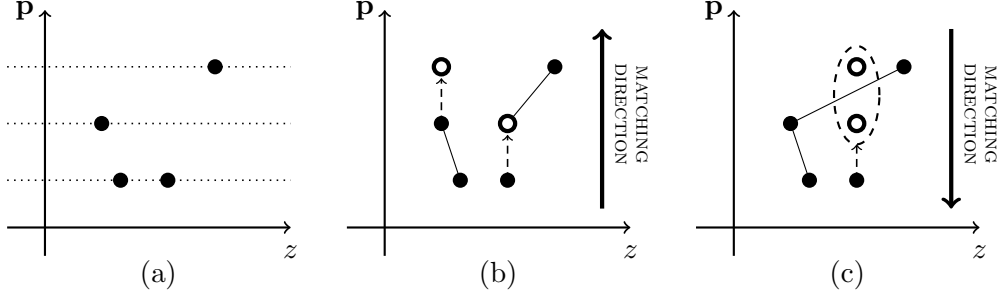


Figure 1: Example of history-dependent matching. Poles of the surrogates are denoted by full dots (a). Results by matching bottom-up (b) and top-down (c). Dashed arrows and empty circles are used to denote pole reconstruction steps and synthetic poles, respectively.

3.3 Global vs local interpolation

In this section we describe how one can employ the local pole-residue information (3) at \mathcal{P}_{train} to obtain an approximate Heaviside expansion at a new point $\mathbf{p} \in \mathcal{P} \setminus \mathcal{P}_{train}$. As shown in (4), we rely on an interpolation strategy encoded by the weight functions $\psi : \mathcal{P} \rightarrow \mathbb{C}^S$, so that we simply need to prescribe how such weights are constructed. It is important to note that this task, in its natural formulation, is independent of the frequency surrogates, and depends only on the location of the sample parameter points \mathcal{P}_{train} , cf. Remark 8.

Due to (4), in order for the frequency surrogates to be interpolated exactly, the weights must satisfy the conditions

$$\psi_\ell(\mathbf{p}_k) = \begin{cases} 1 & \text{if } k = \ell, \\ 0 & \text{if } k \neq \ell. \end{cases} \quad (11)$$

Hence, we can cast the problem of finding ψ as S independent $\mathcal{P} \rightarrow \mathbb{C}$ interpolation problems (one for each ψ_ℓ). This is by no means a new problem, and an extensive amount of techniques and results are available in the literature [11, 28, 38]. Here, we consider 3 options:

- **Global.** We can seek weights ψ within some function space with global regularity, e.g., polynomials (enforcing (11) in a least squares sense), or radial basis functions (using a smooth kernel to achieve interpolation). This approach can potentially achieve high accuracy, but relies on the smoothness of poles and residues with respect to \mathbf{p} . We remark that the Least-Squares approach has an important advantage: the reduced memory requirement for the storage of surrogate poles and residues, cf. the “regression” step in [39].
- **Local structured.** To satisfy (11), we can employ locally supported basis functions, e.g., piecewise linear “hat functions”, or splines. If $d \geq 2$, this approach requires the sample points to be selected in a structured way, for instance using sparse grids, see [5] and subsection 3.4, or a mesh-based discretization of \mathcal{P} [15].
- **Local unstructured.** A very simple, but nonetheless practical, way to enforce (11) is to construct the weights using a Voronoi tessellation [14] of \mathcal{P} based on the sample points \mathcal{P}_{train} , i.e.,

$$\psi_\ell(\mathbf{p}) = \begin{cases} 1 & \text{if } \mathbf{p}_\ell = \arg \min_{\mathbf{p}^* \in \mathcal{P}_{train}} \|\mathbf{p} - \mathbf{p}^*\|, \\ 0 & \text{otherwise.} \end{cases} \quad (12)$$

This results in a nearest-neighbor approach, characterized by low accuracy, but also by a great flexibility. In fact, this strategy does not even require the poles to be matched. The main drawback of this approach is that it does not “follow” the evolution of the poles in \mathbf{p} -space, resulting in limited predictive capabilities.

REMARK 8. Depending on the application, the interpolation conditions (11) may be complemented by additional constraints to preserve important system properties, like stability, realness, or passivity [15, 16].

3.4 Parameter adaptivity

Until now, we have assumed the parameter sample points \mathcal{P}_{train} to have been fixed in advance. However, in many situations, it proves extremely useful to have some kind of adaptivity included in the sampling of \mathcal{P} , so that samples may be added only where the surrogate model is particularly inaccurate, e.g., in our case, near pole mismatches or where large interpolation errors occur. Still, it is quite difficult to devise adaptive strategies in non-intrusive MOR, especially if the number of parameters d is large, since not much is known about the parametric dependence of the problem. Here, we propose a technique based on *locally-refined sparse grids*, closely related to that considered in [1], which, in turn, relies on some ideas from [24, 27]. For simplicity, we carry out our construction in the case $\mathcal{P} = [-1, 1]^d$. Generalizations to more complicated parameter domains may be obtained by isomorphism.

Consider the nested $(\Gamma(n) \subseteq \Gamma(n+1))$ for all n one-dimensional point sets

$$\Gamma(n) = \begin{cases} \emptyset & \text{if } n < 0, \\ \{0\} & \text{if } n = 0, \\ \{2^{1-n}j\}_{j=-2^{n-1}}^{2^{n-1}} & \text{if } n > 0. \end{cases} \quad (13)$$

We extend this definition to multiple dimensions by tensorization: for any *level index* $\mathbf{n} = (n_1, \dots, n_d) \in \mathbb{Z}^d$, we define the corresponding *tensor grid* $\Gamma(\mathbf{n}) = \Gamma(n_1) \times \Gamma(n_2) \times \dots \times \Gamma(n_d)$. It is useful to define the infinite point set

$$\Phi = \bigcup_{\mathbf{n} \in \mathbb{Z}^d} \Gamma(\mathbf{n}) = \bigcup_{n=0}^{\infty} \bigtimes_{k=1}^d \Gamma(n),$$

which is dense in \mathcal{P} (it coincides with the dyadic rationals in \mathcal{P}) and also a superset of any tensor grid (by construction). We will choose the adaptive sampling points within Φ .

Now, assume that

$$\mathbf{p}^* \in \Gamma(\mathbf{n}) \setminus \left(\bigcup_{k=1}^d \Gamma(n_1, \dots, n_{k-1}, n_k - 1, n_{k+1}, \dots, n_d) \right), \quad (14)$$

or, equivalently, that all coordinates of $\mathbf{p}^* = (j_1/2^{n_1-1}, \dots, j_d/2^{n_d-1}) \in \Phi$ are fractions in lowest terms (with $n_k = 0$ if $j_k = 0$). We define the *forward points* of \mathbf{p}^* as the (at most $2d$) elements of the discrete neighborhood

$$\begin{aligned} U(\mathbf{p}^*) &= \bigcup_{k=1}^d \{ \mathbf{p} \in \Gamma(n_1, \dots, n_{k-1}, n_k + 1, n_{k+1}, \dots, n_d), \|\mathbf{p} - \mathbf{p}^*\| = 2^{-n_k} \} \\ &= \mathcal{P} \cap \bigcup_{k=1}^d \{ (p_1^*, \dots, p_{k-1}^*, p_k^* \pm 2^{-n_k}, p_{k+1}^*, \dots, p_d^*) \}. \end{aligned}$$

Moreover, to each \mathbf{p}^* satisfying (14), we associate a *hierarchical hat function* $\varphi_{\mathbf{p}^*} : \mathcal{P} \rightarrow [0, 1]$ according to the definition

$$\varphi_{\mathbf{p}^*}(\mathbf{x}) = \prod_{k=1}^d \hat{\varphi}_{p_k^*, n_k}(x_k), \quad (15)$$

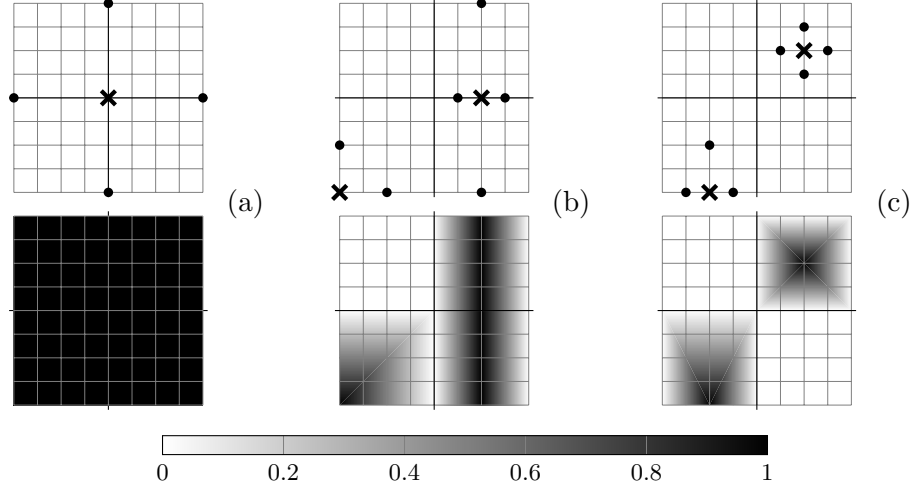


Figure 2: In the top row, the forward points of $(0,0) \in \Gamma(0,0)$ in (a), $(-1,-1) \in \Gamma(1,1)$ and $(1/2,0) \in \Gamma(2,0)$ in (b), and $(-1/2,-1) \in \Gamma(2,1)$ and $(1/2,1/2) \in \Gamma(2,2)$ in (c). In the bottom row, the corresponding hierarchical hat functions.

with $\hat{\varphi}_{p,0}(x) \equiv 1$ and, for $n = 1, 2, \dots$,

$$\hat{\varphi}_{p,n}(x) = \begin{cases} 1 - 2^{n-1} |x - p| & \text{if } |x - p| < 2^{1-n}, \\ 0 & \text{if } |x - p| \geq 2^{1-n}. \end{cases}$$

By construction, $\varphi_{\mathbf{p}^*}$ is zero at all $\mathbf{p}' \in \Phi$ of which \mathbf{p}^* is a forward point, and also at all $\mathbf{p}'' \in \Phi$ of which such \mathbf{p}' is a forward point, etc., all the way back to $\mathbf{p} = \mathbf{0}$. We show some two-dimensional examples of forward points and of hierarchical hat functions in Figure 2.

We rely on hierarchical hat functions to cast piecewise-linear interpolation problems over subsets of sparse grids. More precisely, given sample points $\mathcal{P}^* \subset \Phi$, and data $\{f(\mathbf{p}^*)\}_{\mathbf{p}^* \in \mathcal{P}^*}$, the *piecewise-linear interpolant of f based on samples at \mathcal{P}^** is the unique element $\hat{f}_{\mathcal{P}^*}$ of $\text{span}\{\varphi_{\mathbf{p}^*}\}_{\mathbf{p}^* \in \mathcal{P}^*}$ which interpolates exactly the data: this means that there exist unique coefficients $\{c_{\mathbf{p}^*}\}_{\mathbf{p}^* \in \mathcal{P}^*}$, depending only on \mathcal{P}^* and $\{f(\mathbf{p}^*)\}_{\mathbf{p}^* \in \mathcal{P}^*}$, such that

$$f(\mathbf{p}^*) = \hat{f}_{\mathcal{P}^*}(\mathbf{p}^*) = \sum_{\mathbf{p}' \in \mathcal{P}^*} c_{\mathbf{p}'} \varphi_{\mathbf{p}'}(\mathbf{p}^*) \quad \forall \mathbf{p}^* \in \mathcal{P}^*. \quad (16)$$

Now we are ready to describe our adaptive technique, which is summarized in Algorithm 5. As in the greedy selection of frequency samples (Algorithm 3), the adaptivity is achieved through a “look-ahead” idea, although here the approach is rather heuristic: we use the forward points of the current training set as test set, i.e., parameter values at which the accuracy of the current pROM is evaluated. If the surrogate model is too inaccurate at some of the test points, they are added to the training set. This loop is repeated until a specified tolerance is achieved at all current test points. This approach, differently from the usual *isotropic* adaptive sparse grid sampling [5, 25], in general does not add whole levels $\Gamma(\mathbf{n})$ (in fact, it does not even add whole neighborhoods of forward points), but only subsets of them.

Within each iteration, in order to quantify the accuracy of the pROM at a test parameter value \mathbf{p} , we use the following strategy:

- (a) We use the current pROM (whose training set does not include \mathbf{p} , nor any of the other test points) to predict the frequency response at \mathbf{p} , using (5), where the weight functions ψ_k are hierarchical hat functions (15) built by piecewise-linear interpolation (16), cf. Remark 9.
- (b) Through Algorithm 3, we build a frequency surrogate at \mathbf{p} , which we take as the true frequency response at \mathbf{p} .

Algorithm 5 Adaptive parameter sampling

```

1: function pROM_ADAPT
2:   Initialize  $\mathcal{P}_{train} \subset \Phi$  (with “few” elements),  $\text{tol} > 0$ 
3:   repeat ▷ Greedy loop
4:     pROM  $\leftarrow$  pROM_TRAIN( $\mathcal{P}_{train}$ ) ▷ Algorithm 1
5:      $\mathcal{P}_{test} \leftarrow \text{FORWARDPOINTSOF}(\mathcal{P}_{train}) \setminus \mathcal{P}_{train}$  ▷ Update test set
6:      $\mathcal{P}_{train}^{new} \leftarrow \{ \}$ 
7:     for  $\mathbf{p} \in \mathcal{P}_{test}$  do
8:        $\overline{\text{ROM}} \leftarrow \text{pROM}(\cdot, \mathbf{p})$  ▷ Predict surrogate at test point
9:        $\text{ROM} \leftarrow \text{BUILDFREQUENCYROM}(\mathbf{p})$  ▷ Build new surrogate at test point
10:      if HEAVISIDE_DISTANCE( $\text{ROM}, \overline{\text{ROM}}$ )  $> \text{tol}$  then
11:         $\mathcal{P}_{train}^{new} \leftarrow \mathcal{P}_{train}^{new} \cup \{ \mathbf{p} \}$ 
12:      end if
13:    end for
14:     $\mathcal{P}_{train} \leftarrow \mathcal{P}_{train} \cup \mathcal{P}_{train}^{new}$ 
15:  until  $\mathcal{P}_{train}^{new} = \emptyset$ 
16:  Optional: pROM  $\leftarrow$  pROM_TRAIN( $\mathcal{P}_{train} \cup \mathcal{P}_{test}$ ) ▷ Remark 11
17:  return pROM
18: end function

```

(c) We compare poles and residues of the two models by employing (7) as distance; this requires the solution of a pole-matching problem.

For the sake of efficiency, it is crucial to observe that, over the different \mathbf{p} -greedy iterations, function BUILDFREQUENCYROM may be called multiple times with the same argument (not only when the pROM is built through PROM_TRAIN, see Algorithm 1, but also when evaluating the accuracy of the current model on the test set). As long as memory is not an issue, one should store frequency surrogates built at previous \mathbf{p} -greedy steps, so that no expensive solve of the full model is wasted.

REMARK 9. In (a), we have forced our pROM technique to reconstruct poles and residues only through piecewise-linear hat functions. However, as discussed towards the end of subsection 3.3, in some cases one may want to employ a matching-free nearest-neighbor reconstruction. This is easily achieved by using the piecewise constant basis (12) instead of hierarchical hat functions. In this case, to better account for the approximation properties of interpolation basis, one may want to employ Haar-type sparse grids [11, 24], which can be obtained as in subsection 3.4, replacing (13) by

$$\Gamma(n) = \begin{cases} \emptyset & \text{if } n \leq 0, \\ \{2^{1-n}j\}_{j=-2^{n-1}+1}^{2^{n-1}-1} & \text{if } n > 0. \end{cases}$$

This essentially corresponds to restricting the sparse grid points to the interior of \mathcal{P} .

Whatever the reconstruction strategy in step (a), any of the methods presented in subsection 3.3 can still be applied as a post-processing step, at the end of the greedy loop. The reason for this additional computation could be, for instance, a smoother representation of poles and residues, or the removal of eventual noise by regularization. To this aim, we wish to stress that some care should be used when selecting the pole-residue reconstruction strategy. Indeed, due to the local nature of the \mathbf{p} -refinements, finer and coarser sampling regions may arise, which, if not taken into account, could lead to a poorly-behaving reconstruction. For instance, global polynomial interpolation over sampling points which are “too wild” can be an extremely ill-posed problem, due to a large Lebesgue constant [28], whereas polynomial regression with low enough degree can be expected to behave more nicely.

REMARK 10. *The strategy that we presented is heuristic. In particular, it does not guarantee that, at the end of the greedy loop, the tolerance will be attained over the whole parameter domain, since we are using a relatively small (and sparse) test set to quantify the approximation error. Representing (“sketching”) the parameter domain by the test set can be justified only by assuming the resolution of the test set to be sufficiently fine. However, in practice, this is usually computationally unfeasible (especially if the number of parameters is large, due to the curse of dimensionality).*

REMARK 11. *As in the frequency-adaptivity, see Remark 2, once the greedy iterations are over, we can take advantage of the extra samples taken at test parameter points, and build a much richer pROM than the one that satisfied the tolerance constraint. Here, this idea is even more attractive than for MRI, since the test set can (and usually does) contain quite a large number of parameter values, as opposed to just 1.*

4 Numerical examples

We report in this section three numerical tests as evidence of some of the aspects discussed above. While the computations in subsection 4.1 could be carried out with pen and paper, numerical simulations were necessary to obtain the results of subsections 4.2 and 4.3. Such simulations were performed on the Helvetios cluster at EPFL [34]. For the sake of reproducibility, the corresponding code has been made available in [31].

4.1 Toy example of mode steering

In this section we present an example, obtained by generalizing a numerical test from [3], which involves a small (2×2) parametric dynamical system, whose poles nonetheless depend on the parameters in a non-obvious way. We exploit the simplicity of the example to showcase to some level of detail our pole-matching approach.

Let $d = 2$, and take

$$A_{\mathbf{p}} = \begin{bmatrix} 2p_1 & p_2 \\ p_2 & 0 \end{bmatrix}, \quad B_{\mathbf{p}} = \begin{bmatrix} 1 \\ 0 \end{bmatrix}, \quad \text{and} \quad C_{\mathbf{p}} = E_{\mathbf{p}} = \begin{bmatrix} 1 & 0 \\ 0 & 1 \end{bmatrix} \quad (17)$$

as the matrices defining a parametric dynamical system of the form (1), which depend smoothly on \mathbf{p} . The system output can be explicitly computed as

$$Y(z, \mathbf{p}) = \begin{bmatrix} z - 2p_1 & -p_2 \\ -p_2 & z \end{bmatrix}^{-1} \begin{bmatrix} 1 \\ 0 \end{bmatrix} = \frac{1}{z^2 - 2p_1z - p_2^2} \begin{bmatrix} z \\ p_2 \end{bmatrix} = \frac{Y_{\mathbf{p}}^{(1)}}{z - \lambda_{\mathbf{p}}^{(1)}} + \frac{Y_{\mathbf{p}}^{(2)}}{z - \lambda_{\mathbf{p}}^{(2)}},$$

where, given a univalued branch of the complex square root, the poles and residues are

$$\lambda_{\mathbf{p}}^{(1,2)} = p_1 \pm \sqrt{p_1^2 + p_2^2} \quad \text{and} \quad Y_{\mathbf{p}}^{(1,2)} = \frac{1}{2} \begin{bmatrix} 1 \pm \frac{p_1}{\sqrt{p_1^2 + p_2^2}} \\ \pm \frac{p_2}{\sqrt{p_1^2 + p_2^2}} \end{bmatrix}. \quad (18)$$

From (18), it is not difficult to conclude that poles and residues cannot both depend smoothly on \mathbf{p} if $p_1^2 + p_2^2$ is close to 0, the branch point of $\sqrt{\cdot}$. In fact, the residues are not even guaranteed to be continuous there. For instance, if $p_2 \equiv 0$, Y is of the form

$$Y(z, p_1, 0) = \frac{1}{z - 2p_1} \begin{bmatrix} 1 \\ 0 \end{bmatrix} + \frac{1}{z} \begin{bmatrix} 0 \\ 0 \end{bmatrix}, \quad (19)$$

whereas, if $p_1 \equiv 0$, Y amounts to

$$Y(z, 0, p_2) = \frac{1/2}{z - p_2} \begin{bmatrix} 1 \\ 1 \end{bmatrix} + \frac{1/2}{z + p_2} \begin{bmatrix} 1 \\ -1 \end{bmatrix}.$$

Hence, the residues are not continuous functions of \mathbf{p} at $(0,0)$: this is due to the fact that the poles change multiplicity. Throughout the remainder of our discussion, we will keep p_2 fixed to some real value, and consider Y as a function of z and p_1 only, thus making the problem amenable to approximation by our pMOR strategy, as can be seen by direct inspection of (18).

We illustrate how the pole-matching algorithm performs in this simple example, using the exact Heaviside expansion (18) in place of the frequency surrogates one would obtain, e.g., via greedy MRI. Consider the two parameter values $\mathbf{p}_1 = (-1, 0)$ and $\mathbf{p}_2 = (1, 0)$, where the Heaviside expansions of Y are

$$Y(z; \mathbf{p}_1) = \frac{1}{z+2} \begin{bmatrix} 1 \\ 0 \end{bmatrix} + \frac{1}{z} \begin{bmatrix} 0 \\ 0 \end{bmatrix} \quad \text{and} \quad Y(z; \mathbf{p}_2) = \frac{1}{z-2} \begin{bmatrix} 1 \\ 0 \end{bmatrix} + \frac{1}{z} \begin{bmatrix} 0 \\ 0 \end{bmatrix}. \quad (20)$$

We depict poles and residues in Figure 3. If the matching is accurate, pole 0 should be matched with itself, and -2 with 2 , see (19).

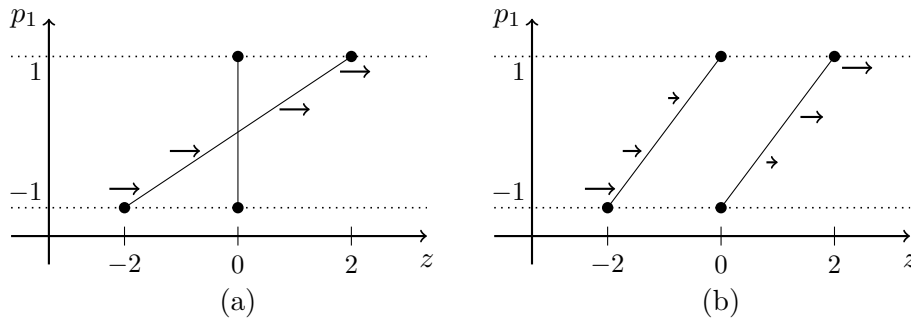


Figure 3: Example of pole-matching for $p_2 \equiv 0$, with correct (a) and incorrect (b) matching; the residues at a few points, reconstructed by linear interpolation, are represented as small arrows. Missing arrows denote zero residues. Option (a) reconstructs the correct values exactly. Option (b) can happen only if $w = 0$.

As described in subsection 3.2, the matching criterion can be stated in terms of the cost matrix D in (8), which here reads

$$D = \begin{bmatrix} 4 & 2 \\ 2 & 0 \end{bmatrix} + w \begin{bmatrix} 0 & 1 \\ 1 & 0 \end{bmatrix}. \quad (21)$$

This means that matching -2 with 2 and 0 with itself has cost 4 , whereas matching -2 with 0 and 0 with 2 has cost $4 + 2w$. Hence, as long as $w > 0$, the algorithm performs the correct matching. However, if $w = 0$, any of the two matchings is possible.

The matching becomes less trivial if $p_2 \neq 0$. For instance, let $\mathbf{p}_1 = (-1, 1/2)$ and $\mathbf{p}_2 = (1, 1/2)$. We represent graphically poles and residues in Figure 4. If we order the poles so that $\lambda_{\mathbf{p}_1}^{(1)} < \lambda_{\mathbf{p}_2}^{(1)} < 0 < \lambda_{\mathbf{p}_1}^{(2)} < \lambda_{\mathbf{p}_2}^{(2)}$, the cost matrix (8) becomes

$$D = \begin{bmatrix} 2 & \sqrt{5} + 2 \\ \sqrt{5} - 2 & 2 \end{bmatrix} + w \begin{bmatrix} 2/\sqrt{5} & 1/\sqrt{5} \\ 1/\sqrt{5} & 2/\sqrt{5} \end{bmatrix}. \quad (22)$$

The optimal matching changes depending on whether $w \gtrless 5 - 2\sqrt{5}$: if poles have more importance than residues (i.e., w is small), the surrogate poles do not cross, see Figure 4 (b), whereas they do if the weight of residues is dominant (i.e., w is large), see Figure 4 (c).

At least qualitatively, case (b) appears to be a slightly better approximation of the poles and residues of the system. Still, neither of the surrogates (b) and (c) identifies the pole-residue behavior in a satisfactory way, and only adding more sample points (starting from $p_1 = 0$) will allow for a significant improvement in the quality of the approximation. This is an important reminder of the limitations in the approximation power of a non-intrusive technique like ours.

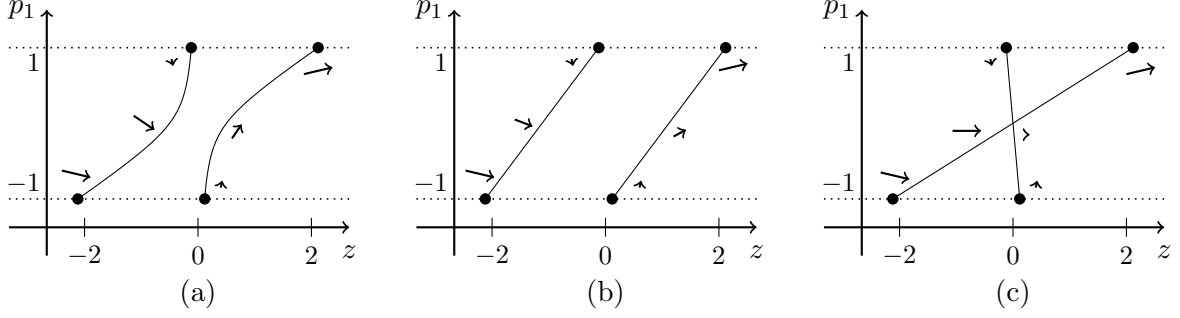


Figure 4: Example of pole-matching for $p_2 \equiv 1/2$: exact solution (a), and pole-dominated (b) and residue-dominated (c) matching; the residues at a few points, reconstructed by linear interpolation for (b) and (c), are represented as small arrows.

4.2 Laplacian eigenvalues on a parametric rectangle

In this section we study a more realistic, although still academic, application in the field of PDEs for $d = 1$, which was originally considered in [35]. Given $(k, H) \in \mathbb{C} \times \mathbb{R}^+$, we take the following Helmholtz equation on the rectangle $\Omega_H =]0, 1[\times]0, H[$

$$\begin{cases} -(\Delta + k^2) v_{k,H}(x_1, x_2) = f(x_1, x_2/H) & \text{for } (x_1, x_2) \in \Omega_H, \\ v_{k,H}(x_1, 0) = 0 & \text{for } x_1 \in]0, 1[\\ \partial_{x_2} v_{k,H}(x_1, H) = \cos(\pi x_1)/H & \text{for } x_1 \in]0, 1[\\ \partial_{x_1} v_{k,H}(0, x_2) = \partial_{x_1} v_{k,H}(1, x_2) = 0 & \text{for } x_2 \in]0, H[, \end{cases} \quad (23)$$

with $f :]0, 1[\rightarrow \mathbb{R}$ a piecewise constant forcing term (see [35, Section 4.1] for the exact expression). Given how simply the geometry and the data of the problem depends on the parameter, we can recast (23) on the reference domain $\Omega_1 =]0, 1[\times]0, 1[$ to make the parametric dependence emerge more clearly:

$$\begin{cases} -(\partial_{x_1 x_1}^2 + H^{-2} \partial_{x_2 x_2}^2 + k^2) u_{k,H}(x_1, x_2) = f(x_1, x_2) & \text{for } (x_1, x_2) \in \Omega_1 \\ u_{k,H}(x_1, 0) = 0 & \text{for } x_1 \in]0, 1[\\ \partial_{x_2} u_{k,H}(x_1, 1) = \cos(\pi x_1) & \text{for } x_1 \in]0, 1[\\ \partial_{x_1} u_{k,H}(0, x_2) = \partial_{x_1} u_{k,H}(1, x_2) = 0 & \text{for } x_2 \in]0, 1[. \end{cases} \quad (24)$$

By inspection of the PDE above, we infer that $(z, p) := (k^2, H^{-2})$ is a good choice of parameters to study (24). We set as frequency and parameter ranges $Z = [10, 50]$ and $\mathcal{P} = [0.2, 1.2]$, respectively.

After spatial discretization by FEM on a regular mesh with n_S degrees of freedom, we obtain an algebraic problem of the form

$$(K_1 + pK_2 - zM)U(z, p) = b, \quad (25)$$

where K_1 , K_2 , and M are $n_S \times n_S$ matrices, and $U(z, p)$ and b are vectors of size n_S (here, we choose $n_S = 10201$). We remark that (25) is in the form of a dynamical system (1) with $B_p = b$. In order to conform to the functional setting of the PDE, we choose as norm over V the functional L^2 norm, which, in the discrete setting, corresponds to the energy norm induced by M : $\|\cdot\|_V = \|M^{1/2} \cdot\|_2$.

We set as our target the FEM solution $U(z, p)$, i.e., we fix $C_p = I$, the identity matrix, in (1). The poles of the Heaviside decomposition of U gain additional importance as FEM approximations of the eigenvalues of the Laplace operator on the parametric domain Ω_H . Due

to our choice of domain, such eigenvalues² are actually available in closed form:

$$\left\{ \pi^2 k^2 + \frac{\pi^2}{H^2} \left(\ell + \frac{1}{2} \right)^2, k, \ell = 0, 1, \dots \right\}, \quad (26)$$

see Figure 5 (\star). We use the exact expression of the poles (26) to validate the results obtained by our double-greedy pMOR technique.

We employ the following computational setup:

- The frequency and parameter training sets are initialized as 3 equispaced points in Z and \mathcal{P} , respectively, whereas the frequency test set contains 100 equispaced points in Z .
- For MRI, Legendre polynomials are employed, see [29], whereas global monomials of degree 2 are used to interpolate (in a least squares sense) poles and residues after the greedy loop, in a post-processing “compression” step.
- After both frequency and parameter greedy loops, the information at the test points is not wasted, but included in the final surrogates, see Remarks 2 and 11. After the frequency greedy loops, we remove from the frequency surrogates any pole whose distance from Z is larger than 20, see Remark 3.
- The matching weight w is set to 1. The frequency and parameter greedy tolerances are set to 10^{-4} and 10^{-2} , respectively.

On top of this, we consider three different choices for the tolerance $\text{tol}_{\text{synth}}$, which is employed to deal with unbalanced matching, see Algorithm 4:

- $\text{tol}_{\text{synth}}^{(i)} = 0$: all synthetic poles are kept.
- $\text{tol}_{\text{synth}}^{(ii)} = 1$: all synthetic poles are removed.
- $\text{tol}_{\text{synth}}^{(iii)} = 1/2$: synthetic poles are removed only if they account for the majority of the information about a pole.

Also, after the pole-matching has been completed, we improve the synthetic poles by extrapolating via global degree 2 monomials the non-synthetic poles, see Remark 6. This affects only $\text{tol}_{\text{synth}}^{(i,iii)}$.

We show the surrogate poles in Figure 5. In all cases, we can observe that the pole-crossings are handled well by the matching algorithm. This is likely due to the fact that residue information is taken into account ($w > 0$), cf. subsection 4.1.

In case (i), one erroneous pole crosses the frequency range Z for small p . This is not caused by spurious poles being present in the frequency surrogates, but by an inaccurate matching of correct poles lying on different sides of Z . Due to the strict tolerance in case (ii), the pROM is blind to most of the poles which are not uniformly inside Z . Instead, the hybrid approach (iii) achieves a good compromise, missing only one pole that leaves Z “too quickly” on the bottom right.

The “hystory” of Algorithm 5, namely the location of the new samples and the magnitude of the greedy error indicator, is portrayed in Figure 6. In the less strict cases (i) and (iii), the algorithm correctly identifies the “busiest” region of \mathcal{P} , i.e., small values of p , as critical for a good approximation. This results in local refinements near $p = 0.2$. Instead, case (ii) only performs global refinements before terminating.

²The set (26) denotes the exact spectrum of the Laplace operator, without considering the FEM discretization. However, since the mesh is fine enough (the mesh size is smaller than k^{-1} [18]), we expect the FEM eigenvalues and eigenvectors to be close to the analytic ones.

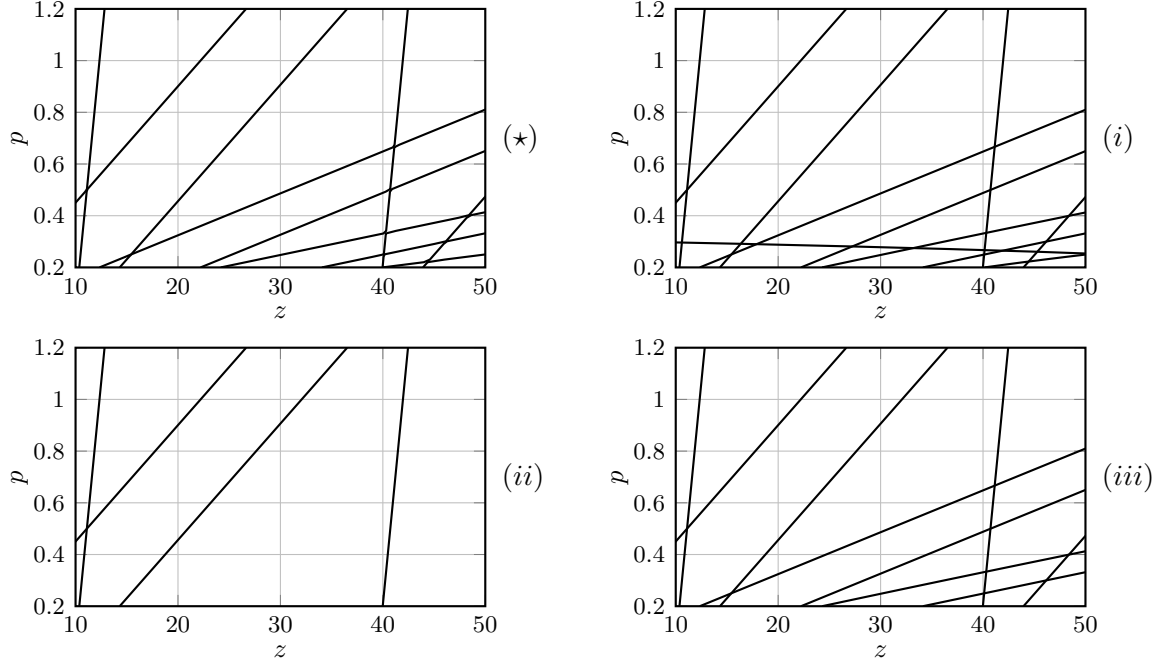


Figure 5: Analytic poles (26) of problem (23) (*). Surrogate poles obtained via double-greedy pMOR, with $\text{tol}_{\text{synth}}^{(i)}$, $\text{tol}_{\text{synth}}^{(ii)}$, and $\text{tol}_{\text{synth}}^{(iii)}$.

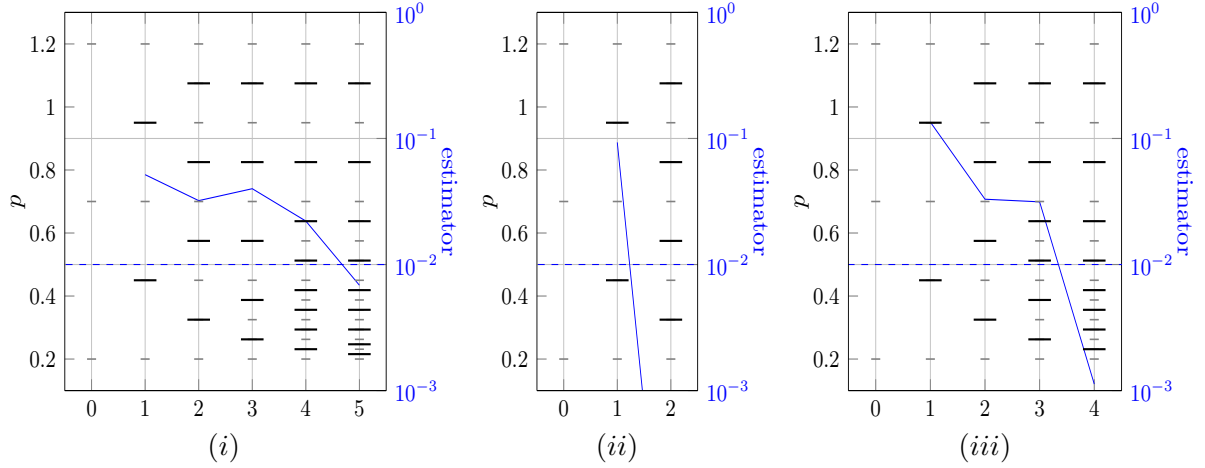


Figure 6: Pattern of new parameter samples added via greedy loop with $\text{tol}_{\text{synth}}^{(i)}$, $\text{tol}_{\text{synth}}^{(ii)}$, and $\text{tol}_{\text{synth}}^{(iii)}$. Thicker lines are used to denote the test set. The iteration index is on the horizontal axis. The maximum error at each greedy iteration (measured by HEAVISIDEDISTANCE in Algorithm 5) is shown as a full line.

	(i)	(ii)	(iii)
$\text{tol}_{\text{synth}}$	0	1	1/2
p -greedy iterations	5	2	4
p samples	19	9	17
full model solves	258	109	224
number of poles (at each p)	14	4	10
synthetic poles (over all z -surrogates)	81 (out of 266)	0 (out of 36)	22 (out of 170)

Table 1: Details on the execution of the double-greedy pMOR technique for $\text{tol}_{\text{synth}}^{(i)}$, $\text{tol}_{\text{synth}}^{(ii)}$, and $\text{tol}_{\text{synth}}^{(iii)}$.

We also report a summary of the execution of the method and of the resulting pROM in Table 1. Our results agree with the main motivation behind the introduction of $\text{tol}_{\text{synth}}$, namely that it should control how to deal with uncertain or missing information, resulting in richer (but also more noise-prone) or poorer (here, insufficient) surrogates.

4.3 Transmission line with high-dimensional parameter space

Our last numerical example concerns the analysis of the admittance parameters of the 3-port transmission tree depicted in Figure 7. A motivation and similar tests can be found, e.g., in [16]. Each branch is composed of a series of unit RLC cells: the “main” branch contains 400 cells, whereas the “up” and “down” branches contain 200 cells each. Resistance, inductance, and capacitance vary between cells: more precisely, if we restrict our focus to the main branch, the values of R , L , and C of the j -th cell are, for all $j = 1, \dots, 400$,

$$\begin{aligned} R^{\text{main},j} &= (1 + \xi_R^{\text{main},j} + p_R^{\text{main}}) \cdot 5 \text{ m}\Omega, \\ L^{\text{main},j} &= (1 + \xi_L^{\text{main},j} + p_L^{\text{main}}) \cdot 0.25 \text{ nH}, \\ C^{\text{main},j} &= (1 + \xi_C^{\text{main},j} + p_C^{\text{main}}) \cdot 0.25 \text{ pF}. \end{aligned}$$

We employ ξ to model random fluctuations of the nominal values in each cell, drawn from a uniform distribution with values between -0.2 and 0.2 . Such random values are fixed once and for all during the initialization of the model: we do not consider them as parameters in our analysis. Instead, the parameters p denote branch-wide (independent of j) variations of the nominal values, and are envisioned to vary between -0.1 and 0.1 . For $j = 1, \dots, 200$, the values of resistance, inductance, and capacitance in the secondary branches have the same expressions, with the subscript “main” being replaced by “up” and “down” for the top and bottom branches, respectively.

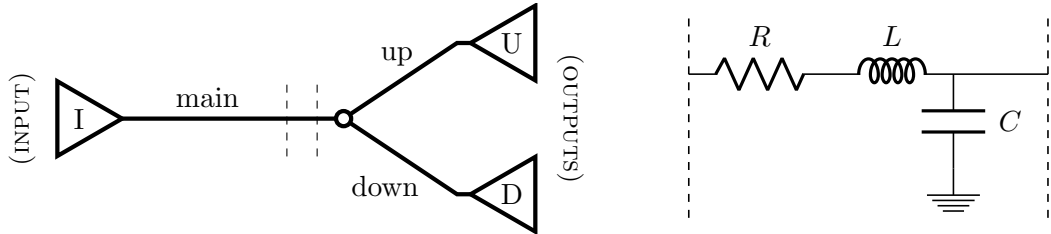


Figure 7: Transmission line network diagram (left) and circuit representation of a unit cell (right).

We consider the frequency range $Z = [0, 8]$ GHz, and, as parameters in our pMOR approach, we take the 9-dimensional vector

$$\mathbf{p} = (p_R^{\text{main}}, p_L^{\text{main}}, p_C^{\text{main}}, p_R^{\text{up}}, p_L^{\text{up}}, p_C^{\text{up}}, p_R^{\text{down}}, p_L^{\text{down}}, p_C^{\text{down}}) \in [-0.1, 0.1]^9.$$

The admittance parameters can be found by solving a system of the form (1), obtained by Modified Nodal Analysis: in particular,

$$\begin{aligned} A_{\mathbf{p}} &= A^0 + p_R^{\text{main}} A^{\text{main}} + p_R^{\text{up}} A^{\text{up}} + p_R^{\text{down}} A^{\text{down}}, \\ E_{\mathbf{p}} &= E^0 + p_L^{\text{main}} E_L^{\text{main}} + p_L^{\text{up}} E_L^{\text{up}} + p_L^{\text{down}} E_L^{\text{down}} + p_C^{\text{main}} E_C^{\text{main}} + p_C^{\text{up}} E_C^{\text{up}} + p_C^{\text{down}} E_C^{\text{down}}, \end{aligned}$$

while $B_{\mathbf{p}} = B$ and $C_{\mathbf{p}} = C$ are independent of \mathbf{p} . In our case, the state X , which contains currents and voltages within the circuit, is a matrix of size 1603×3 , whereas the output Y (the admittance matrix) has size 3×3 .

Our MOR setup is as follows:

- The frequency training set is initialized to the order 10 Chebyshev points of Z , whereas the frequency test set contains 100 equispaced points in Z ; the parameter training set is initialized to 19 points in \mathcal{P} : the origin $\mathbf{p} = \mathbf{0}$ and its 18 forward points.
- For MRI, Legendre polynomials are employed, see [29], whereas piecewise linear hat functions are used to interpolate poles and residues.
- After both frequency and parameter greedy loops, the information at the test points is not wasted, but included in the final surrogates, see Remarks 2 and 11. After the frequency greedy loops, we remove from the frequency surrogates any pole whose distance from Z is larger than 2 GHz, see Remark 3.
- The matching weight w is set to 1; the frequency and parameter greedy tolerances are set to 10^{-3} and 10^{-2} , respectively; the tolerance for unbalanced matching $\text{tol}_{\text{synth}}$ is set to $3/4$.

We show a summary of the results of the offline training in Table 2.

In Figure 8 we compare exact and surrogate models at the randomly chosen point

$$\mathbf{p}^* = (-0.04, -0.08, -0.03, -0.01, 0.07, -0.09, -0.05, 0.03, 0.02). \quad (27)$$

For simplicity, we only show the magnitude of the admittance between ports I and U. The quality of the approximation appears good, with pole locations and residue magnitudes being identified well. In particular, the results seem better than those obtained by using the closest frequency surrogate (i.e., the MRI built at the element of $\mathcal{P}_{\text{train}}$ closest to \mathbf{p}^*), whose results are shown in Figure 9.

We look at a more global picture in Figure 10. We let \mathbf{p} vary along a diagonal line between the two vertices $(0.1, 0.1, 0.1, -0.1, -0.1, \dots, -0.1)$ and $(-0.1, -0.1, -0.1, 0.1, 0.1, \dots, 0.1)$:

$$p_{R,L,C}^{\text{main}} = -0.1\theta \quad \text{and} \quad p_{R,L,C}^{\text{up}} = p_{R,L,C}^{\text{down}} = 0.1\theta, \quad (28)$$

with θ an auxiliary parameter. We plot the magnitude of the admittance between the two output ports for $z \in Z$ and $\theta \in [-1, 1]$. Two different models are considered:

- (i) The exact full order model (1).
- (ii) The surrogate obtained via double-greedy pMOR.

In Figure 10, we can observe that the exact admittance has 10 poles (darker lines) in the frequency range, some of which cross, and which, overall, create quite an intricate pattern. Still, the double-greedy pMOR surrogate seems to identify well the behavior of the quantity of interest, at least qualitatively. As could be expected, the quality of the approximation degrades slightly around pole intersections. A similar decrease in the accuracy of the surrogate can be observed also near the boundary of the parameter domain, since the two vertices of \mathcal{P} obtained for $\theta = -1$ and $\theta = 1$ are *not* elements of $\mathcal{P}_{\text{train}}$.

5 Conclusions and outlook

We have described the double-greedy pMOR approach for non-intrusive surrogate modeling of parametric problems, which samples adaptively in both frequency space and (potentially high-dimensional) parameter domain. In particular, the selection of parameter samples advances by trying to make the surrogate error small over a growing test set. We have illustrated with numerical examples the effectiveness of the method. Notably, we have shown that an accurate identification of number and behavior of poles and residues depends critically on some hyper-parameters (w and $\text{tol}_{\text{synth}}$) and, more generally, on the choice of a good strategy for interpolation over parameter space.

Among the several issues which remain unanswered we can find the following:

\mathbf{p} -greedy iterations	6
\mathbf{p} samples	457
full model solves	9008
number of poles (at each \mathbf{p})	14
synthetic poles (over all z -surrogates)	183 (out of 6398)

Table 2: Details on the execution of the double-greedy pMOR techniques with respect to \mathbf{p} and θ .

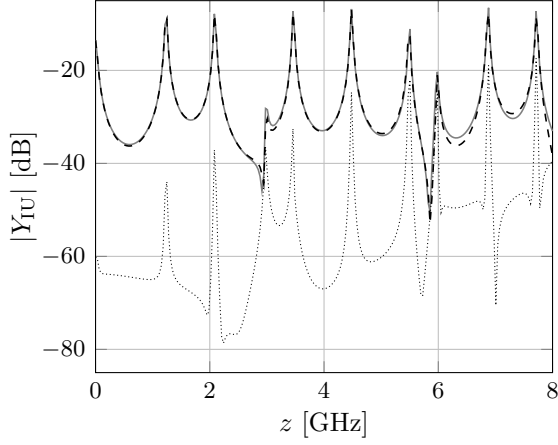


Figure 8: Exact (solid line) and surrogate (dashed line) magnitude of the admittance Y_{IU} obtained by double-greedy pMOR at \mathbf{p}^* (27). The absolute error is represented by the dotted line.

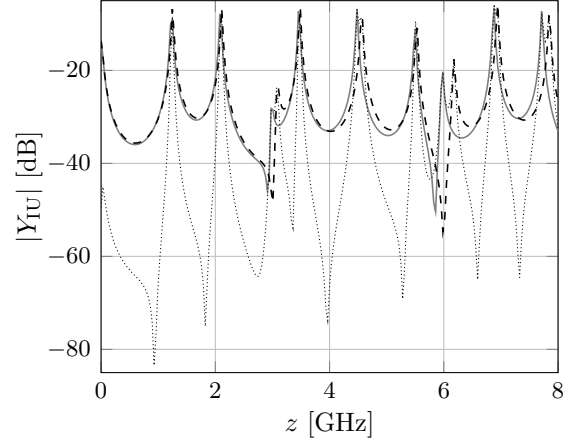


Figure 9: Exact (solid line) and closest z -surrogate (dashed line) magnitude of the admittance Y_{IU} at \mathbf{p}^* (27). The absolute error is represented by the dotted line.

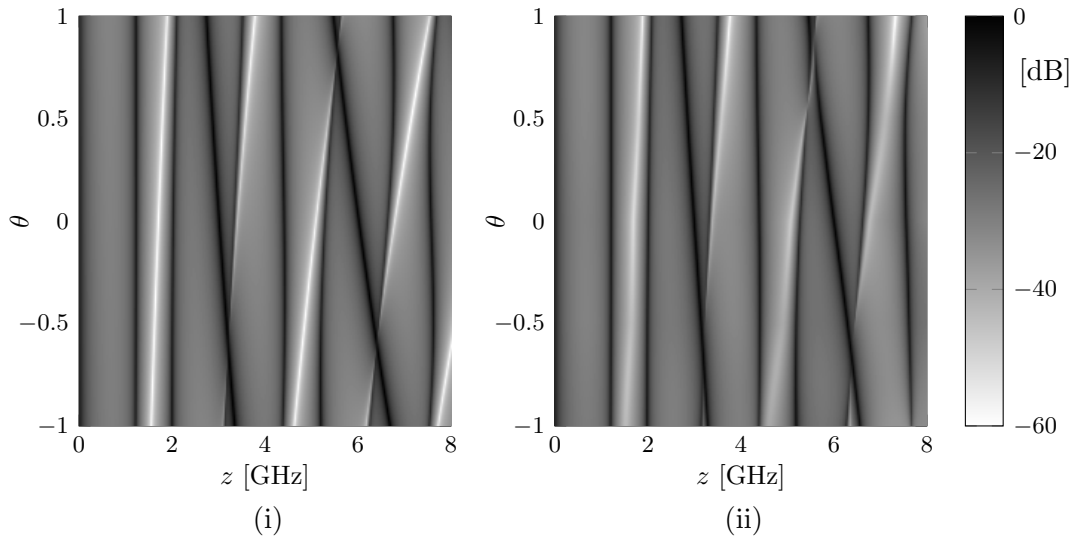


Figure 10: Plot of $|Y_{UD}|$ (in dB) for \mathbf{p} as in (28): exact (i) and surrogate via pMOR (ii). The color scale is the same for both plots.

- Thanks to the degree of freedom provided by $\text{tol}_{\text{synth}}$, the proposed heuristic strategy for unbalanced matching is reasonably flexible. Still, it is unclear whether an “optimal” choice of this tolerance exists and, if it does, how to find it for a given application.
- In our first example, we have showcased some of the difficulties related to intersecting poles, namely the potentially discontinuous behavior of residues. Applying the double-greedy approach in this case may yield inadequate surrogates, with the risk of an infinite greedy loop. However, we have observed no such issues in our latter two numerical examples, despite multiple pole intersections. This is most likely due to the beneficial spectral properties of the full order problems that we considered. Still, the theoretical features of poles and residues (for “realistic” parametric systems) near pole intersections are relatively unexplored and not fully understood.
- Issues similar to those discussed in the previous point are also possible in the case of semi-simple or defective poles ($m^{(j)} > 1$). This case is quite unlikely to present itself, since usually, in practice, working in finite precision adds numerical noise which forces all poles to be simple. However, the resulting residues may be ill-behaved as a consequence. While these issues are relevant, we do not believe them to be strictly a concern for pMOR: they should rather be dealt with by MRI when building the frequency surrogate. For instance, the presence of defective poles might be revealed by the ill-conditioning of some of the matrices involved in the MRI computation [29]. This will be object of future research.

References

- [1] F. Alsayyari, Z. Perkó, D. Lathouwers, and J.L. Kloosterman. A nonintrusive reduced order modelling approach using Proper Orthogonal Decomposition and locally adaptive sparse grids. *Journal of Computational Physics*, 2019.
- [2] D. Amsallem and C. Farhat. Interpolation Method for Adapting Reduced-Order Models and Application to Aeroelasticity. *AIAA Journal*, 46(7):1803–1813, 2008.
- [3] D. Amsallem and C. Farhat. An online method for interpolating linear parametric reduced-order models. *SIAM Journal on Scientific Computing*, 33(5):2169–2198, 2011.
- [4] A.C. Antoulas. Approximation of Large-Scale Dynamical Systems: An Overview. *IFAC Proceedings Volumes*, 37(11):19–28, 2017.
- [5] V. Barthelmann, E. Novak, and K. Ritter. High dimensional polynomial interpolation on sparse grids. *Advances in Computational Mathematics*, 12(4):273–288, 2000.
- [6] U. Baur, C. Beattie, P. Benner, and S. Gugercin. Interpolatory Projection Methods for Parameterized Model Reduction. *SIAM Journal on Scientific Computing*, 33(5):2489–2518, 2011.
- [7] B. Beckermann, G. Labahn, and A.C. Matos. On rational functions without Froissart doublets. *Numerische Mathematik*, 138(3):615–633, 2018.
- [8] P. Benner and L. Feng. A robust algorithm for parametric model order reduction based on implicit moment matching. In *Reduced Order Methods for Modeling and Computational Reduction*, pages 159–185. Springer International Publishing, 2014.
- [9] P. Benner, S. Gugercin, and K. Willcox. A Survey of Projection-Based Model Reduction Methods for Parametric Dynamical Systems. *SIAM Review*, 57(4):483–531, 2015.
- [10] T. Betcke, N.J. Higham, V. Mehrmann, C. Schröder, and F. Tisseur. NLEVP: A collection of nonlinear eigenvalue problems. *ACM Transactions on Mathematical Software*, 39(2), 2013.
- [11] A. Chkifa, A. Cohen, and C. Schwab. High-Dimensional Adaptive Sparse Polynomial Interpolation and Applications to Parametric PDEs. *Foundations of Computational Mathematics*, pages 601–633, 2014.

- [12] V. De La Rubia, U. Razafison, and Y. Maday. Reliable fast frequency sweep for microwave devices via the reduced-basis method. *IEEE Transactions on Microwave Theory and Techniques*, 57(12):2923–2937, 2009.
- [13] Z. Drmac, S. Gugercin, and C. Beattie. Quadrature-Based Vector Fitting for Discretized \mathcal{H}_2 Approximation. *SIAM Journal on Scientific Computing*, 37(2):625–652, 2015.
- [14] Q. Du and M.D. Gunzburger. Centroidal Voronoi Tessellation Based Proper Orthogonal Decomposition Analysis. *Control and Estimation of Distributed Parameter Systems*, pages 137–150, 2003.
- [15] F. Ferranti, L. Knockaert, and T. Dhaene. Passivity-preserving parametric macromodeling by means of scaled and shifted state-space systems. *IEEE Transactions on Microwave Theory and Techniques*, 59(10 PART 1):2394–2403, 2011.
- [16] S. Grivet-Talocia and B. Gustavsen. *Passive Macromodeling: Theory and Applications*. Wiley series in microwave and optical engineering. John Wiley & Sons, Inc, Hoboken New Jersey, 2015.
- [17] R. Hiptmair, L. Scarabosio, C. Schillings, and C. Ch Schwab. Large deformation shape uncertainty quantification in acoustic scattering. *Advances in Computational Mathematics*, 44(5):1475–1518, 2018.
- [18] F. Ihlenburg and I. Babuška. Finite element solution of the Helmholtz equation with high wave number Part I: The h-version of the FEM. *Computers and Mathematics with Applications*, 30(9):9–37, 1995.
- [19] A.C. Ionita and A.C. Antoulas. Data-Driven Parametrized Model Reduction in the Loewner Framework. *SIAM Journal on Scientific Computing*, 36(3):A984–A1007, 2014.
- [20] R. Jonker and A. Volgenant. A shortest augmenting path algorithm for dense and sparse linear assignment problems. *Computing*, 38(4):325–340, 1987.
- [21] R.M. Karp. Reducibility Among Combinatorial Problems. In R.E. Miller and J.W. Thatcher, editors, *Proceedings of a symposium on the Complexity of Computer Computations, held March 20-22, 1972, at the IBM Thomas J. Watson Research Center, Yorktown Heights, New York, USA*, The IBM Research Symposia Series, pages 85–103. Plenum Press, New York, 1972.
- [22] S. Lefteriu, A.C. Antoulas, and A.C. Ionita. Parametric model reduction in the Loewner framework. In *IFAC Proceedings Volumes (IFAC-PapersOnline)*, volume 44, pages 12751–12756. IFAC Secretariat, 2011.
- [23] B. Lohmann and R. Eid. Efficient order reduction of parametric and nonlinear models by superposition of locally reduced models. *Methoden und Anwendungen der Regelungstechnik. Erlangen-Münchener Workshops 2007 und 2008*, pages 1–9, 2009.
- [24] X. Ma and N. Zabaras. An adaptive hierarchical sparse grid collocation algorithm for the solution of stochastic differential equations. *Journal of Computational Physics*, 228(8):3084–3113, 2009.
- [25] F. Nobile, R. Tempone, and C.G. Webster. A Sparse Grid Stochastic Collocation Method for Partial Differential Equations with Random Input Data. *SIAM Journal on Numerical Analysis*, 46(5):2309–2345, 2008.
- [26] H. Panzer, J. Mohring, R. Eid, and B. Lohmann. Parametric model order reduction by matrix interpolation. *At-Automatisierungstechnik*, 58(8):475–484, 2010.
- [27] D. Pflger, B. Peherstorfer, and H.J. Bungartz. Spatially adaptive sparse grids for high-dimensional data-driven problems. In *Journal of Complexity*, volume 26, pages 508–522. Academic Press Inc., 2010.
- [28] G.M. Phillips. *Interpolation and approximation by polynomials*, volume 14 of *CMS books in mathematics*. Springer, New York, 2003.
- [29] D. Pradovera. Interpolatory rational model order reduction of parametric problems lacking uniform inf-sup stability. *SIAM Journal on Numerical Analysis*, 58(4):2265–2293, 2020.
- [30] D. Pradovera and F. Nobile. Frequency-domain non-intrusive greedy model order reduction based on minimal rational approximation. 2020. Preprint: 10.5075/epfl-MATHICSE-275533. To appear in SCEE 2020 Proceedings.

- [31] D. Pradovera and F. Nobile. Non-intrusive double-greedy parametric model reduction by interpolation of frequency-domain rational surrogates - numerical tests. 2020. <http://zenodo.org/record/3997464>.
- [32] A. Quarteroni, A. Manzoni, and F. Negri. *Reduced Basis Methods for Partial Differential Equations: An Introduction*. UNITEXT. Springer International Publishing, 2015.
- [33] M. Reed and B. Simon. *Analysis of operators*, volume 4 of *Methods of modern mathematical physics*. Academic Press, New York, 4th print edition, 1981.
- [34] SCITAS. *EPFL Helvetios cluster webpage*, Accessed August 24, 2020. <http://www.epfl.ch/research/facilities/scitas/hardware/helvetios>.
- [35] K. Smetana, O. Zahm, and A. Patera. Randomized residual-based error estimators for parametrized equations. *SIAM Journal on Scientific Computing*, 41(2):900–926, 2019.
- [36] P. Virtanen and al. SciPy 1.0: Fundamental Algorithms for Scientific Computing in Python. *Nature Methods*, 17:261–272, 2020.
- [37] D.S. Weile, E. Michielssen, E. Grimme, and K. Gallivan. A method for generating rational interpolant reduced order models of two-parameter linear systems. *Applied Mathematics Letters*, 12(5):93–102, 1999.
- [38] H. Wendland. *Scattered Data Approximation*. Cambridge Monographs on Applied and Computational Mathematics. Cambridge University Press, 2004.
- [39] Y. Yue, L. Feng, and P. Benner. An Adaptive Pole-Matching Method for Interpolating Reduced-Order Models. 2019. Preprint: arXiv:1908.00820.
- [40] Y. Yue, L. Feng, and P. Benner. Reduced-order modelling of parametric systems via interpolation of heterogeneous surrogates. *Advanced Modeling and Simulation in Engineering Sciences*, 6(1), 2019.