

Preparing mechanical squeezing of a macroscopic pendulum near quantum regimes

Nobuyuki Matsumoto^{1,*} and Naoki Yamamoto^{2,3}

¹*Department of Physics, Gakushuin University, Mejiro 1-5-1, Toshima, Tokyo 171-8588, Japan*

²*Department of Applied Physics and Physico-Informatics,
Keio University, Hiyoshi 3-14-1, Kohoku, Yokohama 223- 8522, Japan*

³*JST, PRESTO, Kawaguchi, Saitama 332-0012, Japan*

(Dated: May 7, 2021)

We present the mechanical squeezing of a mg-scale suspended mirror (i.e. a pendulum) near quantum regimes, through continuous linear position measurement. The experiment involved the pendulum interacting with photon coherent fields in a detuned optical cavity. The position uncertainty in the measured data is reduced and squeezed to 470 times the zero-point amplitude x_{zpf} with a purity of about 0.0004, by means of optimal state estimation through causal Wiener filtering. The purity of the squeezed state is clearly maximized by the Wiener filter, based on precisely identified optomechanical parameters. This is the first step towards measurement-based quantum control of macroscopic pendulums, e.g. generation of an entanglement state between macroscopic pendulums. Such quantum control will provide a direct insight into the quantum to classical transition and will pave the way to test semiclassical gravity and gravity sourced by macroscopic quantum oscillators.

Introduction.— The investigation of continuous linear position measurements of macroscopic objects has been mainly motivated by the direct detection of gravitational waves [1, 2], and in the context of cavity optomechanics [3]. This research established a standard quantum limit (SQL) for continuous position measurements [4, 5], where shot noise and quantum back-action noise contribute equally. Such sensitive and strong measurements allow measurement-based quantum control of macroscopic objects e.g. ground state cooling [6, 7] and generation of entanglement [8–11], since correlations are built up between the mechanical objects and the measuring devices via quantum back-action. It is expected that as measurement strength increases, e.g. by enhancing the mechanical quality factor [12–15], tests with quantum oscillators of unexplored phenomena such as gravity decoherence [16–19], semiclassical gravity [20–22], and fifth forces [23–25] will become possible. One of the most challenging measurements is that of gravity sourced by quantum oscillators in order to test the quantum nature of gravity [26–30]. Towards this end, however, quantum states of sufficiently massive oscillators to be used as gravity source masses have yet to be realized.

Recently, Meng *et al.* [31] have discussed theoretically that even with a weak measurement not reaching the SQL, mechanical quantum squeezing can persist based on an optimal state estimation through causal Wiener filtering [32], which minimizes the mean-square estimation error for position monitoring. The optimal estimation conditionally reduces the uncertainty in the measured data and eventually prepares the quantum state, even outside the quantum back-action dominated regime. While in [31] Meng *et al.* consider an optomechanical system consisting of an optical cavity on resonance coupled to a mechanical oscillator, in our analysis we take into account a detuning from resonance. This is because a detuned cavity allows us to optically trap a mechani-

cal oscillator of low rigidity (e.g. the pendulum mode of a suspended mirror) with an optical spring [12, 33, 34]. This lets us sufficiently increase the quantum coherence time [35] of the mechanical mode and monitor its position via direct photo detection.

In this Letter, we derive the analytic solution of the causal Wiener filter for a detuned cavity. We further present the squeezing for the center-of-mass of an optically trapped mg-scale pendulum (resonance at 280 Hz) near quantum regimes, by applying the Wiener filter to our previous result of position measurement for gravity sensing [36]. The estimated position (momentum) uncertainty is 470 (13000) times the zero-point amplitude x_{zpf} (p_{zpf}), leading to a purity of about 0.0004. This is, to the best of our knowledge, the first demonstration of mechanical squeezing of a macroscopic pendulum, which will lead to tests of semiclassical gravity [22]. In addition, since the mg-scale is close to the smallest mass scale ever used as a gravity source mass [37, 38], and is in principle measurable [36, 39], our demonstration will pave the way for a new class of experiments where gravitational interaction between massive oscillators in quantum regimes can be achieved.

Model and Wiener filter.— We consider a detuned cavity comprised of a pendulum of mass m under feed-back cooling, as shown in Fig. 1. Laser light enters the cavity and receives an intensity shift proportional to the mechanical position, which is read out via direct photo detection and fed back to the pendulum for cooling [40]. We analyze the linearized Hamiltonian in a rotating frame at the laser frequency ω_L , given by $H = \hbar\Omega(q^2 + p^2)/4 - \hbar\Delta(x^2 + y^2)/4 + \hbar g x q$. Here, \hbar is the reduced Planck constant, Δ is the detuning of the optical cavity, $\Omega/2\pi$ is the bare mechanical resonance frequency, x (y) is the dimensionless amplitude (phase) quadrature of the light, and q (p) is the dimensionless position (momentum) of the mechanical oscilla-

tor. $g \equiv G\sqrt{n_c}\sqrt{\hbar/2m\Omega}$ is the light-enhanced optomechanical coupling constant [41], where G is the optical frequency shift per displacement, and n_c is the number of photons circulating inside the cavity.

Under the bad cavity limit ($\kappa \gg \omega$) and considering small detuning $\Delta \ll \kappa$, we obtain the following equations by adiabatically eliminating the cavity mode

$$\begin{aligned} \dot{q} &= \omega_m p \\ \dot{p} &= -\omega_m q - \gamma_m p + \sqrt{2\gamma_m} p_{\text{in}} - \frac{4g_m}{\sqrt{\kappa}} x_{\text{in}} + \frac{8g_m\delta}{\sqrt{\kappa}} y_{\text{in}} \\ X &= -\frac{8g_m\delta\sqrt{\eta}}{\sqrt{\kappa}} q - \sqrt{\eta} x_{\text{in}} + 4\delta\sqrt{\eta} y_{\text{in}}. \end{aligned} \quad (1)$$

Here, κ is the optical decay rate, ω_m is the mechanical resonance confined in the optical potential, γ_m is the mechanical decay rate under cooling, and $g_m \equiv g\sqrt{\Omega/\omega_m} = G\sqrt{n_c}x_{\text{zpf}}$ is the coupling constant for the confined mode. Further, $\delta \equiv \Delta/\kappa$ is the normalized detuning, X is the measured optical amplitude quadrature with the detection efficiency η , and x_{in} and y_{in} (p_{in}) refer to the optical (mechanical) noise input. Note that q (p) is renormalized by a factor of $\sqrt{\Omega/\omega_m}$ ($\sqrt{\omega_m/\Omega}$) to take the optical spring into consideration.

We solve Eqs. (1) via Fourier transformation with the convention $F(\omega) = \int_{-\infty}^{\infty} f(t) \exp(i\omega t) dt$, in the steady-state. In an analogous manner to [31], the causal Wiener filter for the position estimation is given by

$$H_q(\omega) = \tilde{A}(1 - i\tilde{B}\omega)\chi' \quad (2)$$

where $\chi' = 1/(\Omega'^2 - \omega^2 - i\omega\Gamma')$ is a modified mechanical susceptibility, with a resonance of $\Omega' \simeq (32n_{\text{th}}C\gamma_m^2\delta^2\omega_m^2/N_{\text{th}} + (32g_m^2\delta\omega_m/\kappa)^2)^{1/4}$ and a decay rate of $\Gamma' \simeq (32\delta g_m^2\omega_m/\kappa + 2\Omega'^2)^{1/2}$. Here, we introduced the optomechanical cooperativity $C \equiv 4g_m^2/\gamma_m\kappa$, which characterizes measurement strength [3]. $\tilde{A} \sim -16g_m\omega_m^2\delta\sqrt{\eta/\kappa}(8g_m^2/\kappa + \gamma_m(2n_{\text{th}} + 1)/(2N_{\text{th}} + 1))/\Omega'^2$ and $\tilde{B} \simeq (\gamma_m + \Gamma')/(\Omega'^2 - \omega_m^2)$ are frequency independent coefficients. The exact solution is detailed in [42]. We see that compared to the result for a tuned cavity [31], our result shows the same structure: a combination of χ' and its time-domain derivative given by $-i\omega\chi'$, with different parameters. The difference is, roughly speaking, the factor of δ , reflecting the difference in the signal acquisition.

System characterization.— The optical ring cavity with a cavity decay rate of $\kappa = 2\pi \times 1.64(2)$ MHz consists of a 7.71(1) mg suspended mirror (measured by an accurate electronic balance: AND, BM-5), a 261.42(1) g suspended mirror, and a mirror fixed to a copper monolithic holder with its fundamental resonance at about 10 kHz. The bare mechanical dissipation for the mg pendulum (Γ) and the heavier pendulum are $\Gamma = 2\pi \times 4.74(5) \times 10^{-5}$ Hz and $2\pi \times 1.5 \times 10^{-4}$ Hz, respectively. Note that the dissipation of the mg pendulum shows a frequency dependence of $\Gamma(\omega) \propto \Gamma(\Omega) \times \Omega/\omega$ in [36], which is a characteristic referred to as structural damping [43]. Thus the

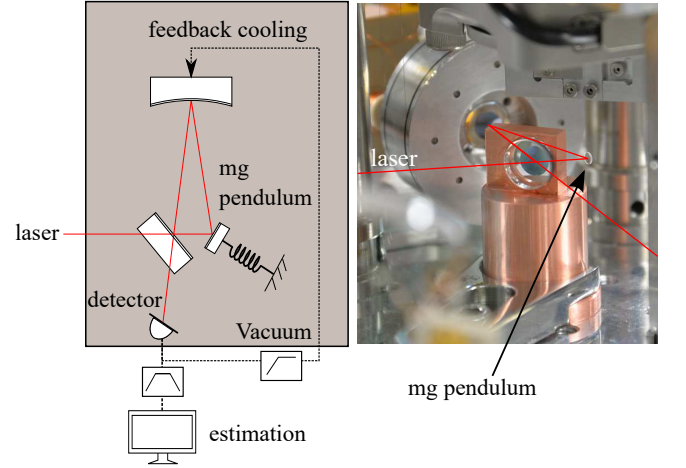


FIG. 1. (Color online) Experimental setup. The configuration of the three mirrors can stably trap the mirror's motion [44].

dissipation at the optical spring resonance frequency decreases as the resonance frequency increases. The quality factor defined by $\omega_m/\Gamma(\omega_m)$ reaches 10^8 in [36], which relates the thermal disturbance force on the oscillator ($\propto \Gamma$) to the optical spring. We can ignore the dynamics of the heavy and fixed mirrors because both have sufficiently small optomechanical coupling and Brownian motion amplitudes, as reported in [36].

Laser light (Coherent, Mephisto 500) is injected into the cavity, and the reflected light is detected by a photodetector (HAMAMATSU, G10899-03K) of 92(2) % efficiency. The efficiency is inferred by characterization of the optical spring. Its error includes both the error of the resistance in a current to voltage converter, and that of the incident laser power. To characterize the optomechanical interaction and the detection efficiency, we performed an auxiliary measurement to measure the resonance frequency of the optically trapped pendulum with varying detuning (cyan in Fig. 2 (a)). The details of the auxiliary measurement can be found in [42]. We infer the frequency shift per displacement G to be $-2\pi \times 4.72(3)$ PHz/m and extract the efficiency from the fitting of the measured resonance to the theory, given by $\omega_m = \sqrt{8\hbar G^2 n_c \delta / (1 + 4\delta^2) / \kappa m}$ [45].

Main data in the time domain.— The main data was measured with an incident laser power of 30 mW. The data is calibrated to displacement (the calibration factor is $-2.3(4) \times 10^{-10}$ m/V) based on a transfer function analysis, which can be *independently* derived from the value of the detuning (see Eq. (5) in [40]). The cavity length was detuned from resonance such that the pendulum's resonance ($\omega_m/2\pi$) increases to 280(7) Hz, leading to a mean value of the detuning of roughly $0.03 \times \kappa$ or $1.2 \times \kappa$ because of the nonlinearity of the optical spring with respect to δ (see black line in Fig. 2 (a)).

To determine the detuning based on the optical spring effect, we analyze the variation of the optically trapped

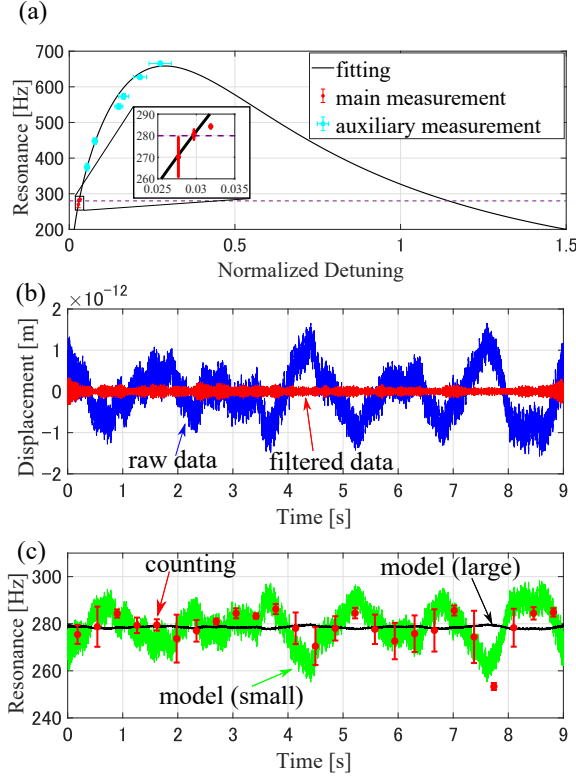


FIG. 2. (Color online) (a) Optomechanical interaction characterized by the optical spring effect. The data of the main measurement (red) is obtained from the red dots in (c). (b) The calibrated raw data (blue) and the bandpass filtered data from 170 Hz to 360 Hz (red). (c) Variation of the resonance over time. The red dots are obtained by the frequency counting from the bandpass filtered data. The models are calculated by applying the raw data to the equation of the optical spring for the small detuning (green) and the large detuning (black), respectively.

pendulum's resonance over time. As shown in Fig. 2 (b), the raw data is bandpass filtered around the resonance from 170 Hz to 360 Hz, and then the number of zero crossings is counted. Next, the analyzed resonance is low pass filtered with a cutoff frequency of 8.2 Hz, and divided into 25 time bins. The result agrees well with the theoretical model for small detuning, as shown in Fig. 2 (c). The result of the counting is further divided into three bins of different resonance frequency values, and then averaged for each bin. Fitting the averaged data with respect to detuning, to the theoretical model shown in Fig. 2 (a), the mean value of the detuning is determined to be $\Delta = 0.0292(4) \times \kappa$, and the number of photons in the cavity $1.16(7) \times 10^{10}$, leading to a light-enhanced optomechanical coupling constant g_m of $-2\pi \times 3.2(2) \times 10^4$ Hz.

Additionally, we apply active feedback cooling to the system to prevent the instability caused by the negative damping of the optical spring [45], and control the qual-

ity factor ($\equiv \omega_m/\gamma_m$) to be 250(13). The temperature for the confined mode is 11(2) mK (correspondingly the phonon number is $8(2) \times 10^5$), which is calculated from the variance in the measured data. Therefore, we obtain a quantum cooperativity ($\equiv C/n_{\text{th}}$) of 0.0027(8). Here, we should note that the temperature for the confined mode is relatively high compared to the theoretical prediction given by $T\Gamma(\omega_m)/\gamma_m$, where T is the room temperature. We mainly attribute this to fluctuations of the resonance frequency, namely, the detuning, as shown in Fig. 2. As a result, the quantum cooperativity decreases by a factor of 10. Furthermore, it also decreases by a factor of 4 due to mode mixing between the pendulum mode and the dissipative pitching mode [36]. Also, the signal is contaminated by laser classical noise [36]. The relative intensity noise level is $1.8 \times 10^{-8} \text{ 1}/\sqrt{\text{Hz}}$, which is 4.4 times higher than that of the shot noise limit. Thus the contribution can be modeled as $N_{\text{th}} = 19$.

Mechanical squeezing and discussions.— To perform optimal state estimation with the causal Wiener filter (Eq. (2)), the raw data is converted into the amplitude quadrature and then Hilbert transformed for causal analysis. The obtained analytic signal is further Fourier transformed with a resolution of 10 Hz and multiplied by the Wiener filter. By subtracting the Wiener-filter prediction from the measurement signal (calibrated from the transfer function), the uncertainty about the mechanical state is reduced and squeezed. The parameters in the susceptibility of the Wiener filter are given by $\Omega' = 2\pi \times 705$ Hz and $\Gamma' = 2\pi \times 1073$ Hz. As for the frequency independent coefficients, we find $\tilde{A} = 1.2 \times 10^6 \text{ Hz}^{1.5}$ and $\tilde{B} = 4.1 \times 10^{-4} \text{ Hz}^{-1}$.

Fig. 3 (a) shows the normalized spectra of the measured signal (dark gray), the Wiener-filter prediction (green dots), and the difference between them (blue). Note that the raw data includes 50 Hz harmonics from the power supply (light gray), which was rejected by 1st order Butterworth notch filters with 3 dB stop bandwidth of a few Hertz. The analogous estimation is performed for momentum with a similar filter (derived in [42]) to Eq. (2). Fig. 3 (b) shows the result for the momentum estimation with the same color coding, while (c) shows the calculated correlation between the position and momentum.

By integrating these power spectra from 110 Hz to $(\Omega' + \Gamma')/2\pi$, we obtain a conditional covariance matrix (\mathbb{V}) with diagonal elements of 436 and 11747, and non-diagonal elements of -3325 . This leads to the squeezed state (squeezing of 470, anti-squeezing of 13000, squeeze angle of 15 degrees, and purity ($\equiv 1/\sqrt{|\mathbb{V}|}$) of 4.1×10^{-4}) shown as a blue ellipse in Fig. 3 (d).

To check the validity of our analysis, we compare the result to the analytical prediction (see [42]) shown as a red ellipse in Fig. 3 (d). Although, in terms of purity, the measured data shows about 20% degradation from the theoretical prediction due to excess noise, it agrees

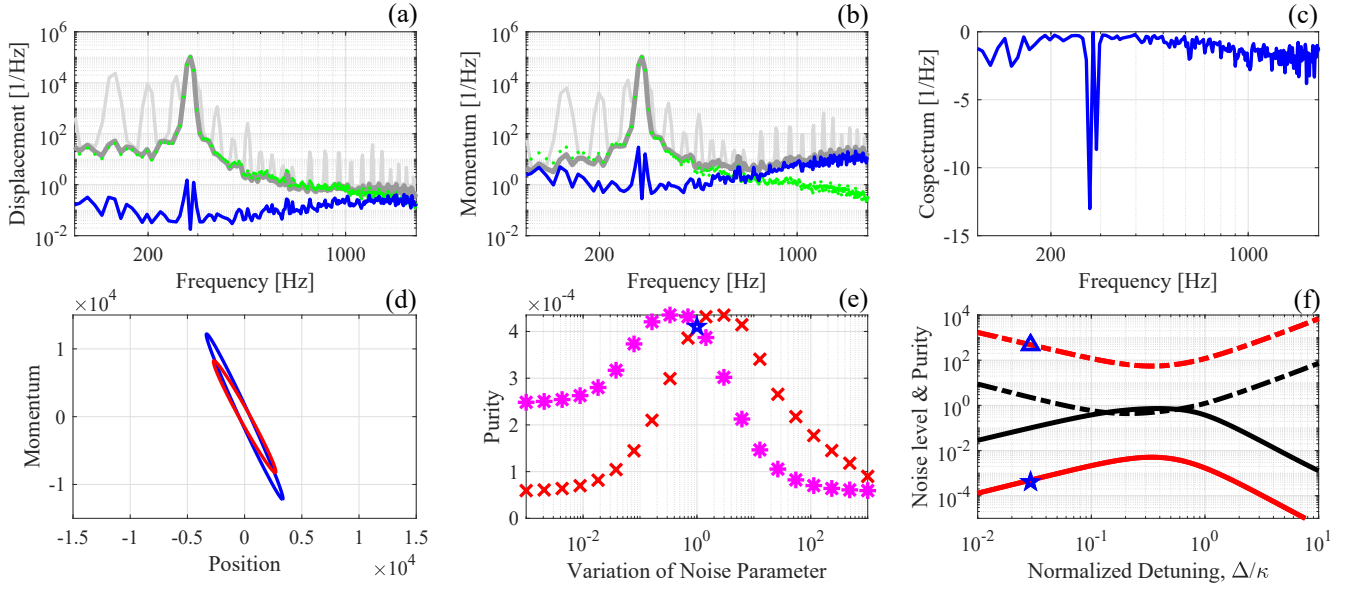


FIG. 3. Power spectra normalized by the zero-point amplitude (a) showing the displacement signal (light gray) transformed from the data shown as the blue line in Fig. 2 (a), with the notch filtering (dark gray), the Wiener-filter predictions (green dots), and the difference (blue). Plot (b) shows the momentum signal (light gray), with the notch filtering (dark gray), the predictions (green dots), and the difference (blue). Plot (c) shows the cospectrum between the residuals of the position and the momentum. Plot (d) shows the realized squeezed state (blue) and the theoretical prediction (red) in the phase space. Plot (e) shows the dependence of the purity of the squeezed state on the optical (*) or mechanical (x) noise parameters in the Wiener filter. Plot (f) shows the theoretical prediction of the purity and the noise level of the squeezed quadrature for the current experiment (red), and the future plan with the low-dissipative pendulum (black). The blue data in (d) corresponds to the pentagram (★) in terms of purity, and the triangle (△) in terms of noise level.

well with the theory. We should note here that the notch filtering increases the purity by a factor of 10. To further check the validity of the Wiener filter, Fig. 3 (e) shows the dependence of the analyzed purity on the optical or mechanical noise parameters in the Wiener filter. The purity is calculated as the optical (mechanical) noise parameter is varied from $N_{\text{th}}/10^3$ ($n_{\text{th}}/10^3$) to $N_{\text{th}} \times 10^3$ ($n_{\text{th}} \times 10^3$) while the other parameters are fixed to the optimal ones. The Wiener filter for our specific experiment maximizes the purity at the identified noise level (pentagram symbol).

Our demonstration is the first step for generating entangled states between massive oscillators [8–11], especially for optically trapped pendulums. To achieve this, the purity must be increased close enough to unity, in other words, the sensitivity of the measurement has to reach SQL. We recently reported a monolithically constructed pendulum with lower dissipation that can satisfy this requirement [14]. Fig. 3 (f) shows the theoretical prediction of the purity (convex upward) and the noise level of the squeezed quadrature (convex downward) for the current experiment (red) and the future plan with the low-dissipative pendulum (black). The dash-dotted (black) line clearly shows quantum squeezing around $\Delta/\kappa \simeq 0.3$, where the sensitivity of the linear measurement is maximized. Thus, the combination of the low-dissipative oscillator and the mechanical squeez-

ing reported here will result in the generation of an entangled state of mg-scale pendulums, which can be used to probe, e.g. quantum decoherence of macroscopic objects involving gravitational effects.

Conclusion.— We analytically derived the causal Wiener filter for a detuned optical cavity, and showed the precise identification of the optomechanical parameters for this specific experiment, primarily based on the characterization of the optical spring effect. The Wiener-filter predictions conditionally squeeze the uncertainty in the measured displacement signal down to $470x_{\text{zpf}}$, close to the quantum vacuum fluctuations. The Wiener filter solution, using the precisely determined parameters allows us to maximize the purity of the mechanical squeezed state. In conclusion, the mechanical squeezing presented here is the first step for quantum control of macroscopic oscillators, especially in entanglement generation between optically trapped pendulums, aiming towards the probing of unexplored phenomena such as gravity decoherence and semiclassical gravity.

Acknowledgment.— We are thankful Seth B. Cataño-Lopez for help with the manuscript and discussions. We thank Keiichi Edamatsu and Jordy G. Santiago-Condori for discussions. We thank Chao Meng for answering our questions. This research is supported by JSPS KAKENHI Grant No. 15617498, JST CREST Grant Number JPMJCR1873, and JST PRESTO Grant No. JP-

MJPR166A.

* matsumoto.granite@gmail.com

- [1] B. P. Abbott et al. (LIGO Scientific Collaboration and Virgo Coaboration), Phys. Rev. Lett. **116**, 061102 (2016).
- [2] B. P. Abbott et al. (LIGO Scientific Collaboration and Virgo Coaboration), Phys. Rev. Lett. **119**, 161101 (2017).
- [3] M. Aspelmeyer, T. J. Kippenberg, and F. Marquardt, Rev. Mod. Phys. **86**, 1391 (2014).
- [4] V. B. Braginsky, Sov. Phys. JETP **26**, 831–834 (1968).
- [5] V. B. Braginsky and F. Y. Khalili, Quantum Measurement (Cambridge University Press, Cambridge, England, 1995).
- [6] D. J. Wilson, V. Sudhir, N. Piro, R. Schilling, A. Ghadimi, and T. J. Kippenberg, Nature **524**, 325–329 (2015).
- [7] M. Rossi, D. Mason, J. Chen, Y. Tsaturyan, and A. Schliesser, Nature **563**, 53–58 (2018).
- [8] H. Mller-Ebhardt, H. Rehbein, C. Li, Y. Mino, K. Somiya, R. Schnabel, K. Danzmann, and Y. Chen, Phys. Rev. A **80**, 043802 (2009).
- [9] H. Mller-Ebhardt, H. Rehbein, R. Schnabel, K. Danzmann, and Y. Chen, Phys. Rev. Lett. **100**, 013601 (2008).
- [10] H. Miao, S. Danilishin, H. Mller-Ebhardt, and Y. Chen, New Journal of Physics **12**, 083032 (2010).
- [11] Y. Chen, Journal of Physics B **46**, 104001 (2013).
- [12] V. B. Braginsky, and F. Ya. Khalili, Phys. Lett. A **257**, 241–246 (1999).
- [13] A. H. Ghadimi, S. A. Fedorov, N. J. Engelsen, M. J. Beryhi, R. Schilling, D. J. Wilson, T. J. Kippenberg, Science **360**, 764–768 (2018).
- [14] S. B. Cataño-Lopez, J. G. Santiago-Condori, K. Edamatsu, and N. Matsumoto, Phys. Rev. Lett. **124**, 221102 (2020).
- [15] G. D. Cole, W. Zhang, M. J. Martin, J. Ye, and M. Aspelmeyer, Nature Photonics **7**, 644–650 (2013).
- [16] R. Penrose, Gen. Rel. Grav. **28**, 581–600 (1996).
- [17] L. Diósi, Phys. Lett. A **120**, 377–381 (1987).
- [18] A. Bassi, A. Großardt and H. Ulbricht, Class. Quantum Grav. **34**, 193002 (65pp) (2017).
- [19] D. Kafri, J.M. Taylor, and G. J. Milburn, Class. Quantum Grav. **16**, 065020 (2014).
- [20] C. Moller, Les Theories Relativistes de la Gravitation Colloques Internationaux CNRX 91 ed A Lichnerowicz and M-A Tonnelat (Paris: CNRS) (1962).
- [21] L. Rosenfeld, Nucl. Phys. **40**, 353 (1963).
- [22] H. Yang, H. Miao, Da-Shin Lee, B. Helou, and Y. Chen, Phys. Rev. Lett. **110**, 170401 (2013).
- [23] P. W. Graham, D. E. Kaplan, J. Mardon, S. Rajendran, and W. A. Terrano Phys. Rev. D, **93**, 075029 (2016).
- [24] D. Carney, A. Hook, Z. Liu, J. M. Taylor, and Y. Zhao, arXiv:1908.04797.
- [25] D. Carney, et al., arXiv:2008.06074.
- [26] C. M. DeWitt and D. Rickles, *The Role of Gravitation in Physics: Report from the 1957 Chapel Hill Conference* (2011).
- [27] C. Marletto and V. Vedral, Phys. Rev. Lett. **119**, 240402 (2017).
- [28] S. Bose, A. Mazumdar, G. W. Morley, H. Ulbricht, M. Toroš, M. Paternostro, A. A. Geraci, P. F. Barker, M.S. Kim, and G. Milburn, Phys. Rev. Lett. **119**, 240401 (2017).
- [29] A. Belenchia, R. Wald, F. Giacomini, E. Castro-Ruiz, C. Brukner, M. Aspelmeyer, arXiv:1807.07015 (2018).
- [30] H. Miao, D. Martynov, H. Yang, and A. Datta, arXiv:1901.05827.
- [31] C. Meng, G. A. Brawley, J. S. Bennett, and W. P. Bowen, Phys. Rev. Lett. **125**, 043604 (2020).
- [32] N. Wiener, Extrapolation, Interpolation, and Smoothing of Stationary Time Series (The MIT Press, 1964).
- [33] V.B. Braginsky and A.B. Manukin, Sov. Phys. JETP, **25**, 653, (1967).
- [34] F. Ya. Khalili, Phys. Lett. A, **288**, 251–256 (2001).
- [35] V. B. Braginsky and F. Khalili, Phys. Lett. A, **257**, 241 (1999).
- [36] N. Matsumoto, S. B. Cataño-Lopez, M. Sugawara, S. Suzuki, N. Abe, K. Komori, Y. Michimura, Y. Aso, and Keiichi Edamatsu, Phys. Rev. Lett., **122**, 071101 (2019).
- [37] G. T. Gillies, C. S. Unnikrishnan, Phil. Trans. A **372**, 20140022 (2014).
- [38] Rogers C. Ritter, Charles E. Goldblum, Wei-Tou Ni, George T. Gillies, and Clive C. Speake, Phys. Rev. D **42**, 977 (1990).
- [39] J. Schmöle, M. Dragosits, H. Hepach and M. Aspelmeyer, Class. Quantum Grav., **33**, 12 (2016).
- [40] N. Matsumoto, K. Komori, S. Ito, Y. Michimura, and Y. Aso, Phys. Rev. A **94**, 033822 (2016).
- [41] C. K. Law, Phys. Rev. A **51**, 2537 (1995).
- [42] Supplemental material.
- [43] P. R. Saulson, Phys. Rev. D, **42**, 2437 (1990).
- [44] N. Matsumoto, Y. Michimura, Y. Aso, and K. Tsubono, Opt. Express **22**, 12915 (2014).
- [45] V. B. Braginsky, and S. P. Vyatchanin, Phys. Lett. A, **293**, 228 (2002).
- [46] W. P. Bowen, R. Schnabel, P. K. Lam, and T. C. Ralph, Phys. Rev. Lett **90**, 043601 (2003).

Supplemental Material for
“Preparing mechanical squeezing of a macroscopic pendulum near quantum
regimes”

Nobuyuki Matsumoto^{1,2} and Naoki Yamamoto^{3,4}

¹ *Department of Physics, Gakushuin University,
Mejiro 1-5-1, Toshima, Tokyo 171-8588, Japan,*

² *Department of Applied Physics and Physico-Informatics,
Keio University, Hiyoshi 3-14-1, Kohoku, Yokohama 223-8522, Japan,*

³ *JST, PRESTO, Kawaguchi, Saitama 332-0012, Japan*

(Dated: May 7, 2021)

I. THE MODEL SYSTEM

The original system composed of the mechanical oscillator, the optical cavity, and the feedback control is governed by the following quantum Langevin equation:

$$\begin{aligned}\dot{x} &= -\kappa x/2 - \Delta y + \sqrt{\kappa} x_{\text{in}}, \\ \dot{y} &= -\kappa y/2 + \Delta x + \sqrt{\kappa} y_{\text{in}} - 2gq, \\ \dot{q} &= \Omega p, \\ \dot{p} &= -\Omega q - \Gamma p + \sqrt{2\Gamma} p_{\text{in}} - 2gx - \int_{-\infty}^t ds g_{\text{FB}}(t-s) X(s),\end{aligned}$$

where (q, p) are the position and momentum operators of the mechanical oscillator and $a = x + iy$ is the annihilation operator of the cavity mode. Also $\langle x_{\text{in}}^2 \rangle = \langle y_{\text{in}}^2 \rangle = 2N_{\text{th}} + 1$ and $\langle p_{\text{in}}^2 \rangle = 2k_B T / \hbar \Omega + 1$, where T is the room temperature. g_{FB} is a causal high-pass filter for cold damping (i.e. cooling by feedback) [11], which allows us to ignore dissipative optical force applied on the mechanical oscillator (i.e. imaginary part of the optical spring). X is the measured output light field given by the following output equation:

$$X = \sqrt{\eta} x_{\text{out}} + \sqrt{1-\eta} x'_{\text{in}}, \quad x_{\text{out}} = x_{\text{in}} - \sqrt{\kappa} x,$$

where $\eta \in [0, 1]$ is the detection efficiency; note that x'_{in} is a fictitious vacuum field introduced to represent the imperfect detection. Now assume $\kappa \gg \Omega$, meaning that the cavity mode changes much faster than the mechanical oscillator mode. This allows us to adiabatically eliminate the cavity mode, and the resulting equation of motion of the mechanical oscillator is given by

$$\begin{aligned}\dot{q} &= \Omega p, \\ \dot{p} &= -\left(\Omega + \frac{16\Delta g^2}{\kappa^2 + 4\Delta^2}\right)q - \gamma_m p + \sqrt{2\gamma_m} p_{\text{in}} - \frac{4g\kappa\sqrt{\kappa}}{\kappa^2 + 4\Delta^2} x_{\text{in}} + \frac{8g\Delta\sqrt{\kappa}}{\kappa^2 + 4\Delta^2} y_{\text{in}}, \\ X &= -\frac{8\Delta g\sqrt{\kappa\eta}}{\kappa^2 + 4\Delta^2} q - \sqrt{\eta} \cdot \frac{\kappa^2 - 4\Delta^2}{\kappa^2 + 4\Delta^2} x_{\text{in}} + \frac{4\Delta\kappa\sqrt{\eta}}{\kappa^2 + 4\Delta^2} y_{\text{in}} + \sqrt{1-\eta} x'_{\text{in}},\end{aligned}$$

where γ_m is the effective mechanical damping rate under feedback, correspondingly the effective temperature of the center-of-mass of the mechanical oscillator is reduced to $T\Gamma/\gamma_m$. Here we introduce the change of variables and parameters as follows:

$$q = q' \sqrt{\frac{\Omega}{\omega_m}}, \quad p = p' \sqrt{\frac{\omega_m}{\Omega}}, \quad \omega_m = \sqrt{\frac{16\Delta g^2}{\kappa^2 + 4\Delta^2} \Omega + \Omega^2},$$

Then the above system equations are rewritten as

$$\begin{aligned}\dot{q} &= \omega_m p, \\ \dot{p} &= -\omega_m q - \gamma_m p + \sqrt{2\gamma_m} p_{\text{in}} - \frac{4g_m\kappa\sqrt{\kappa}}{\kappa^2 + 4\Delta^2} x_{\text{in}} + \frac{8g_m\Delta\sqrt{\kappa}}{\kappa^2 + 4\Delta^2} y_{\text{in}}, \\ X &= -\frac{8\Delta g_m\sqrt{\kappa\eta}}{\kappa^2 + 4\Delta^2} q - \sqrt{\eta} \cdot \frac{\kappa^2 - 4\Delta^2}{\kappa^2 + 4\Delta^2} x_{\text{in}} + \frac{4\Delta\kappa\sqrt{\eta}}{\kappa^2 + 4\Delta^2} y_{\text{in}} + \sqrt{1-\eta} x'_{\text{in}},\end{aligned} \tag{S1}$$

where $g_m = g\sqrt{\Omega/\omega_m}$, and (q', p') have been again represented by (q, p) for simplifying the notation. The change in the mechanical resonance frequency also changes the autocorrelation of p_{in} to be $\langle p_{\text{in}}^2 \rangle = 2n_{\text{th}} + 1$, where $n_{\text{th}} = k_B T \Gamma / \gamma_m \hbar \omega_m$ is the unconditional occupation number. Note that, unlike the system considered by Meng et. al., in [31], both of the optical noise components $(x_{\text{in}}, y_{\text{in}})$ contribute to the dynamics and output equations.

We now list the values of parameters used in our experimental system:

$$\begin{aligned}\omega_m &= 2\pi \times 280 \text{ Hz}, \quad \gamma_m = 2\pi \times 1.1 \text{ Hz}, \quad \kappa = 2\pi \times 1.64 \times 10^6 \text{ Hz}, \quad \Delta = 0.0292\kappa, \quad g_m = 2\pi \times 3.2 \times 10^4 \text{ Hz}, \\ \eta &= 0.92, \quad N_{\text{th}} = 19, \quad n_{\text{th}} = 8 \times 10^5.\end{aligned}$$

II. SPECTRAL DENSITIES AND WIENER FILTER

In the Fourier domain, where the variables are represented as $F(\omega) = \int_{-\infty}^{\infty} f(t)e^{i\omega t}dt$, the Langevin equations (S1) are transformed to

$$\begin{aligned} q(\omega) &= \frac{\omega_m}{F(\omega)} \left\{ \sqrt{2\gamma_m} p_{\text{in}}(\omega) - \frac{4g\kappa\sqrt{\kappa}}{\kappa^2 + 4\Delta^2} x_{\text{in}}(\omega) + \frac{8\Delta g\sqrt{\kappa}}{\kappa^2 + 4\Delta^2} y_{\text{in}}(\omega) \right\}, \\ p(\omega) &= -\frac{i\omega}{\omega_m} q(\omega) = \frac{-i\omega}{F(\omega)} \left\{ \sqrt{2\gamma_m} p_{\text{in}}(\omega) - \frac{4g\kappa\sqrt{\kappa}}{\kappa^2 + 4\Delta^2} x_{\text{in}}(\omega) + \frac{8\Delta g\sqrt{\kappa}}{\kappa^2 + 4\Delta^2} y_{\text{in}}(\omega) \right\}, \\ X(\omega) &= \frac{-8g\Delta\omega_m\sqrt{2\kappa\gamma_m\eta}}{(\kappa^2 + 4\Delta^2)F(\omega)} p_{\text{in}}(\omega) + \sqrt{\eta} \left\{ \frac{32g^2\kappa^2\Delta\omega_m}{(\kappa^2 + 4\Delta^2)^2 F(\omega)} - \frac{\kappa^2 - 4\Delta^2}{\kappa^2 + 4\Delta^2} \right\} x_{\text{in}}(\omega) \\ &\quad + \sqrt{\eta} \left\{ \frac{-64g^2\Delta^2\kappa\omega_m}{(\kappa^2 + 4\Delta^2)^2 F(\omega)} + \frac{4\Delta\kappa}{\kappa^2 + 4\Delta^2} \right\} y_{\text{in}}(\omega) + \sqrt{1 - \eta} x'_{\text{in}}(\omega), \end{aligned} \quad (\text{S2})$$

where

$$F(\omega) = \omega_m^2 - i\gamma_m\omega - \omega^2.$$

Note that the analytic connection of $F(\omega)$ to the domain \mathbb{C} via $s = -i\omega$ is given by $F(s) = s^2 + \gamma_m s + \omega_m^2$. This analytic function has zeros in the left half-plane in \mathbb{C} , and hence $F(\omega)$ is a causal function. On the other hand, $F(\omega)^* = \omega_m^2 + i\gamma_m\omega - \omega^2$ is non-causal.

The goal here is to obtain the Wiener filter

$$H_q(\omega) = \frac{1}{S_{XX}^+(\omega)} \left[\frac{S_{Xq}(\omega)}{S_{XX}^-(\omega)} \right]_+, \quad H_p(\omega) = \frac{1}{S_{XX}^+(\omega)} \left[\frac{S_{Xp}(\omega)}{S_{XX}^-(\omega)} \right]_+,$$

where $[r(\omega)]_+$ denotes the causal part of $r(\omega)$.

In general, the symmetrized single-sided spectral density $S_{AB}(\omega)$ is defined through $2\pi\delta(\omega - \omega')S_{AB}(\omega) = \langle A(\omega)B^\dagger(\omega') + B^\dagger(\omega')A(\omega) \rangle$; see, e.g., [10]. In particular, for $\Xi(\omega) = \Xi_1(\omega)x_{\text{in}}(\omega) + \Xi_2(\omega)y_{\text{in}}(\omega)$, we have $S_{\Xi\Xi}(\omega) = (2N_{\text{th}} + 1)(|\Xi_1(\omega)|^2 + |\Xi_2(\omega)|^2)$. From Eq. (S2), the spectral density of $X(\omega)$ is calculated as

$$S_{XX}(\omega) = (2\eta N_{\text{th}} + 1) \frac{\omega^4 + \alpha\omega^2 + \beta}{|F(\omega)|^2}, \quad (\text{S3})$$

where α and β are given by

$$\begin{aligned} \alpha &= \frac{(2N_{\text{th}} + 1)\eta}{2\eta N_{\text{th}} + 1} \cdot \frac{64\Delta g^2\kappa^2\omega_m}{(\kappa^2 + 4\Delta^2)^2} + \gamma_m^2 - 2\omega_m^2, \\ \beta &= \frac{(2N_{\text{th}} + 1)\eta}{2\eta N_{\text{th}} + 1} \left\{ \frac{1}{\kappa^2 + 4\Delta^2} \left(\frac{32\Delta g^2\omega_m\kappa}{\kappa^2 + 4\Delta^2} \right)^2 - \frac{64\Delta g^2\kappa^2\omega_m^3}{(\kappa^2 + 4\Delta^2)^2} \right\} + \frac{(2n_{\text{th}} + 1)\eta}{2\eta N_{\text{th}} + 1} \cdot \frac{128\Delta^2 g^2\omega_m^2\kappa\gamma_m}{(\kappa^2 + 4\Delta^2)^2} + \omega_m^4. \end{aligned}$$

The spectral density (S3) can be further decomposed to the product of the causal part $S_{XX}^+(\omega)$ and the non-causal one $S_{XX}^-(\omega)$:

$$S_{XX}(\omega) = S_{XX}^+(\omega)S_{XX}^-(\omega), \quad S_{XX}^+(\omega) = \sqrt{2\eta N_{\text{th}} + 1} \frac{F'(\omega)}{F(\omega)}, \quad S_{XX}^-(\omega) = \sqrt{2\eta N_{\text{th}} + 1} \frac{F'(\omega)^*}{F(\omega)^*}.$$

$F'(\omega)$ is a causal polynomial function given by

$$F'(\omega) = \Omega'^2 - i\Gamma'\omega - \omega^2,$$

where $\Gamma' = \sqrt{\alpha + 2\sqrt{\beta}}$ and $\Omega'^2 = \sqrt{\beta}$.

Next, $S_{Xq}(\omega)$ is obtained as

$$\begin{aligned} S_{Xq}(\omega) &= \frac{4g\omega_m\kappa\sqrt{\kappa\eta}(2N_{\text{th}} + 1)}{\kappa^2 + 4\Delta^2} \cdot \frac{K(\omega)}{|F(\omega)|^2}, \\ K(\omega) &= \tilde{\Omega}^2 - i\gamma_m\omega - \omega^2, \quad \tilde{\Omega}^2 = \omega_m^2 - \frac{32g^2\omega_m\Delta}{\kappa^2 + 4\Delta^2} - \frac{4\Delta\omega_m\gamma_m}{\kappa} \cdot \frac{2n_{\text{th}} + 1}{2N_{\text{th}} + 1}. \end{aligned}$$

The Wiener filter for q is thus given by

$$\begin{aligned} H_q(\omega) &= \frac{1}{S_{XX}^+(\omega)} \left[\frac{S_{Xq}(\omega)}{S_{XX}^-(\omega)} \right]_+ = \frac{4g\omega_m\kappa\sqrt{\kappa\eta}(2N_{\text{th}}+1)}{(\kappa^2+4\Delta^2)(2\eta N_{\text{th}}+1)} \cdot \frac{F(\omega)}{F'(\omega)} \left[\frac{F(\omega)^*}{F'(\omega)^*} \cdot \frac{K(\omega)}{F(\omega)F(\omega)^*} \right]_+ \\ &= \frac{4g\omega_m\kappa\sqrt{\kappa\eta}(2N_{\text{th}}+1)}{(\kappa^2+4\Delta^2)(2\eta N_{\text{th}}+1)} \cdot \frac{F(\omega)}{F'(\omega)} \left[\frac{\bullet\omega + \bullet}{F'(\omega)^*} + \frac{\gamma\omega + \delta}{F(\omega)} \right]_+ = \frac{4g\omega_m\kappa\sqrt{\kappa\eta}(2N_{\text{th}}+1)}{(\kappa^2+4\Delta^2)(2\eta N_{\text{th}}+1)} \cdot \frac{F(\omega)}{F'(\omega)} \cdot \frac{\gamma\omega + \delta}{F(\omega)} \\ &= \frac{4g\omega_m\kappa\sqrt{\kappa\eta}(2N_{\text{th}}+1)}{(\kappa^2+4\Delta^2)(2\eta N_{\text{th}}+1)} \cdot \frac{\gamma\omega + \delta}{F'(\omega)}. \end{aligned}$$

By determining γ and δ , we end up with

$$H_q(\omega) = \tilde{A} \frac{1 - i\tilde{B}\omega}{F'(\omega)} = \tilde{A} \frac{1 - i\tilde{B}\omega}{\Omega'^2 - i\Gamma'\omega - \omega^2},$$

where

$$\tilde{A} = \frac{4g\omega_m\kappa\sqrt{\kappa\eta}}{\kappa^2+4\Delta^2} \cdot \frac{2N_{\text{th}}+1}{2\eta N_{\text{th}}+1} \cdot \frac{(\omega_m^2 - \gamma_m^2 - \gamma_m\Gamma' - \Omega'^2)(\omega_m^2 - \tilde{\Omega}^2)}{(\Gamma'\omega_m^2 + \gamma_m\Omega'^2)(\gamma_m + \Gamma') + (\omega_m^2 - \Omega'^2)^2}, \quad \tilde{B} = \frac{\gamma_m + \Gamma'}{\Omega'^2 - \omega_m^2 + \gamma_m^2 + \gamma_m\Gamma'}.$$

The Wiener filter for p component is obtained in a similar way; due to $p(\omega) = -i\omega q(\omega)/\omega_m$, which readily leads to $S_{Xp}(\omega) = i\omega S_{Xq}(\omega)/\omega_m$, we have

$$H_p(\omega) = \frac{1}{S_{XX}^+(\omega)} \left[\frac{S_{Xp}(\omega)}{S_{XX}^-(\omega)} \right]_+ = \frac{\tilde{A}\tilde{B}}{\omega_m} \left(\omega_m^2 + i\omega \frac{\Omega'^2 - \omega_m^2}{\Gamma' + \gamma_m} \right) \frac{1}{F'(\omega)}.$$

III. CONDITIONAL VARIANCES

Let us represent the Wiener filters as

$$H_q(\omega) = \frac{1}{S_{XX}^+(\omega)} \left[\frac{S_{Xq}(\omega)}{S_{XX}^-(\omega)} \right]_+ = \frac{G_q(\omega)}{S_{XX}^+(\omega)}, \quad H_p(\omega) = \frac{1}{S_{XX}^+(\omega)} \left[\frac{S_{Xp}(\omega)}{S_{XX}^-(\omega)} \right]_+ = \frac{G_p(\omega)}{S_{XX}^+(\omega)}.$$

In our case, the numerators are obtained as

$$G_q(\omega) = \tilde{A}\sqrt{2\eta N_{\text{th}}+1} \frac{1 - i\tilde{B}\omega}{F(\omega)}, \quad G_p(\omega) = \frac{\tilde{A}\tilde{B}}{\omega_m} \sqrt{2\eta N_{\text{th}}+1} \left(\omega_m^2 + i\omega \frac{\Omega'^2 - \omega_m^2}{\Gamma' + \gamma_m} \right) \frac{1}{F(\omega)}.$$

Then the conditional covariance matrix is given by

$$\mathbb{V} = \begin{bmatrix} V_{\delta q \delta q} & V_{\delta q \delta p} \\ V_{\delta q \delta p} & V_{\delta p \delta p} \end{bmatrix},$$

where

$$\begin{aligned} V_{\delta q \delta q} &= \frac{1}{2\pi} \int_{-\infty}^{\infty} (S_{qq}(\omega) - |G_q(\omega)|^2) d\omega, \quad V_{\delta p \delta p} = \frac{1}{2\pi} \int_{-\infty}^{\infty} (S_{pp}(\omega) - |G_p(\omega)|^2) d\omega, \\ V_{\delta q \delta p} &= \frac{1}{2\pi} \int_{-\infty}^{\infty} \text{Re}(S_{qp}(\omega) - G_q(\omega)G_p(\omega)^*) d\omega. \end{aligned}$$

To calculate these quantities, we prepare

$$\begin{aligned} S_{qq}(\omega) &= \frac{\tilde{D}}{|F(\omega)|^2}, \quad \tilde{D} = 2\gamma_m\omega_m^2(2n_{\text{th}}+1) + \frac{16\kappa g^2\Omega^2}{\kappa^2+4\Delta^2}(2N_{\text{th}}+1), \\ S_{pp}(\omega) &= \frac{\omega^2}{\omega_m^2} S_{qq}(\omega), \quad S_{qp}(\omega) = \frac{i\omega}{\omega_m} S_{qq}(\omega). \end{aligned}$$

Note also that

$$\int_{-\infty}^{\infty} \frac{1}{|F(\omega)|^2} d\omega = \frac{\pi}{\gamma_m\omega_m^2}, \quad \int_{-\infty}^{\infty} \frac{\omega^2}{|F(\omega)|^2} d\omega = \frac{\pi}{\gamma_m}.$$

Then we have

$$\begin{aligned} V_{\delta q \delta q} &= \frac{1}{2\gamma_m \omega_m^2} \{ \tilde{D} - (2\eta N_{\text{th}} + 1) \tilde{A}^2 (1 + \tilde{B}^2 \omega_m^2) \}, \\ V_{\delta p \delta p} &= \frac{1}{2\gamma_m \omega_m^2} \left\{ \tilde{D} - (2\eta N_{\text{th}} + 1) \tilde{A}^2 \tilde{B}^2 \left[\left(\frac{\Omega'^2 - \omega_m^2}{\Gamma' + \gamma_m} \right)^2 + \omega_m^2 \right] \right\}, \\ V_{\delta q \delta p} &= -\frac{(2\eta N_{\text{th}} + 1) \tilde{A}^2 \tilde{B}^2}{2\omega_m}. \end{aligned}$$

IV. THE AUXILIARY MEASUREMENT

In order to characterize the optomechanical interaction, we measured the resonance frequency of the optically trapped pendulum with varying detuning. The resonance frequency of the optically trapped pendulum is given by

$$\omega_m = \sqrt{\frac{8\hbar G^2 n_c \delta}{(1 + 4\delta^2) \kappa m}}. \quad (1)$$

The resonance was measured by measuring the transfer function as shown in Fig 1. This auxiliary measurement was performed with a relatively small incident laser power of 3 mW, compared to the main measurement of 30 mW in the main text. Thus, we show the result in the main text, which is compensated for the power difference by multiplying the measured resonance by the square root of the power ratio (see cyan in Fig. 2 (a) in the main text).

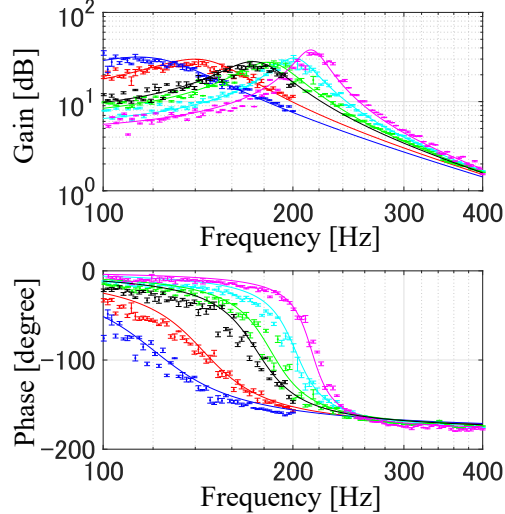


FIG. 1. (Color online) The transfer function of the optical spring.

-
- [10] H. Miao, S. Danilishin, H. Miller-Ebhardt, and Y. Chen, Achieving ground state and enhancing optomechanical entanglement by recovering information, *New Journal of Physics* 12, 083032 (2010).
 - [11] Y. Chen, *Journal of Physics B* **46**, 104001 (2013).
 - [31] C. Meng, G. A. Brawley, J. S. Bennett, and W. P. Bowen, Mechanical squeezing via fast continuous measurement, *Phys. Rev. Lett.* 125, 043604 (2020)

Note: The numbers of the above references are the same as those assigned in the main text.