

Preparing mechanical squeezing of a macroscopic pendulum near quantum regimes

Nobuyuki Matsumoto^{1,2,*} and Naoki Yamamoto^{3,4}

¹Frontier Research Institute for Interdisciplinary Sciences, Tohoku University, Sendai 980-8578, Japan

²Research Institute of Electrical Communication, Tohoku University, Sendai 980-8577, Japan

³Department of Applied Physics and Physico-Informatics,
Keio University, Hiyoshi 3-14-1, Kohoku, Yokohama 223- 8522, Japan

⁴JST, PRESTO, Kawaguchi, Saitama 332-0012, Japan

(Dated: August 26, 2020)

We present the mechanical squeezing of a mg-scale suspended mirror (i.e. a pendulum) near quantum regimes by continuous linear position measurement. The experiment involved the pendulum interacting with photon coherent fields in a detuned optical cavity. The position uncertainty in the measured data is reduced and squeezed to 230 times the zero-point amplitude x_{zpf} with a purity of about 0.001, by means of optimal state estimation through causal Wiener filtering. The purity of the squeezed state is clearly maximized by the Wiener filter, based on precisely identified optomechanical parameters. This is the first step for measurement-based quantum control of macroscopic pendulums, e.g. generation of an entanglement state between macroscopic pendulums. Such quantum control will provide a direct insight into the quantum to classical transition and will pave the way to test semiclassical gravity and gravity sourced by macroscopic quantum oscillators.

Introduction.— The investigation of continuous linear position measurements of macroscopic objects has been mainly motivated by the direct detection of gravitational waves [1, 2], and in the context of cavity optomechanics [3]. This research established a standard quantum limit (SQL) for continuous position measurements [4, 5], where shot noise and quantum back-action noise contribute equally. Such sensitive and strong measurements allow measurement-based quantum control of macroscopic objects e.g. ground state cooling [6, 7] and generation of entanglement [8–11], since correlations are built up between the mechanical objects and the measuring devices via quantum back-action. As measurement strength increases, e.g. by enhancing the mechanical quality factor [12–15], unexplored phenomena such as gravity decoherence [16–19], semiclassical gravity [20–22], and fifth forces [23–25] can be tested with quantum controlled oscillators. One of the most challenging attempts is the measurement of gravity sourced by quantum oscillators in order to test the quantum nature of gravity [26–30]. However, quantum states of sufficiently massive oscillators to be used as gravity source masses have yet to be realized.

Recently, Chao *et al.* [31] have revealed that even with a weak measurement not reaching the SQL, mechanical quantum squeezing can persist based on an optimal state estimation through causal Wiener filtering [32], which minimizes the mean-square estimation error for position monitoring. The optimal estimation conditionally reduces the uncertainty in the measured data and eventually prepares the quantum state, even outside the quantum back-action dominated regime. While in [31], Chao *et al.* consider an optomechanical system consisting of an optical cavity on resonance and a mechanical oscillator, here we take into account a detuning from resonance. A detuned cavity allows us to optically trap a mechanical oscillator of low rigidity (e.g. a sus-

pended mirror, i.e. a pendulum) with an optical spring [12, 33, 34] so as to increase quantum coherence time sufficiently [35] and monitor its position via direct photo detection.

In this Letter, we derive the analytic solution of the causal Wiener filter for a detuned cavity. We further present the squeezing for the center-of-mass of an optically trapped mg-scale pendulum (resonance at 280 Hz) near quantum regimes, by applying the Wiener filter to our previous result of the position measurement for gravity sensing [36]. The estimated position (momentum) uncertainty is 230 (14400) times the zero-point amplitude x_{zpf} (p_{zpf}), leading to a purity of about 0.001. This is, to the best of our knowledge, the first demonstration of mechanical squeezing of a macroscopic pendulum, which will lead to test semiclassical gravity due to its low resonance frequency [22]. In addition, since the mg scale is close to the smallest mass scale ever used as a gravity source mass [37, 38], and is in principle measurable [36, 39], our demonstration will pave the way for a new class of experiments where gravitational interaction between massive oscillators in quantum regimes can be achieved.

Model and Wiener filter.— We consider a detuned cavity comprised of a pendulum of mass m under feedback cooling as shown in Fig. 1 (a). Laser light enters the cavity and receives an intensity shift proportional to the mechanical position, which is read out via direct photo detection and fed back to the pendulum for cooling [40]. We analyze the following linearized Hamiltonian in a rotating frame at the laser frequency ω_L

$$H = \frac{\hbar\Omega}{4}(q^2 + p^2) - \frac{\hbar\Delta}{4}(x - iy)(x + iy) + \hbar g x q. \quad (1)$$

Here, \hbar is the reduced Planck constant, Δ is the detuning of the optical cavity, $\Omega/2\pi$ is the bare mechanical resonance frequency, x (y) is the dimensionless amplitude (phase) quadrature of the light, and q (p) is the dimen-

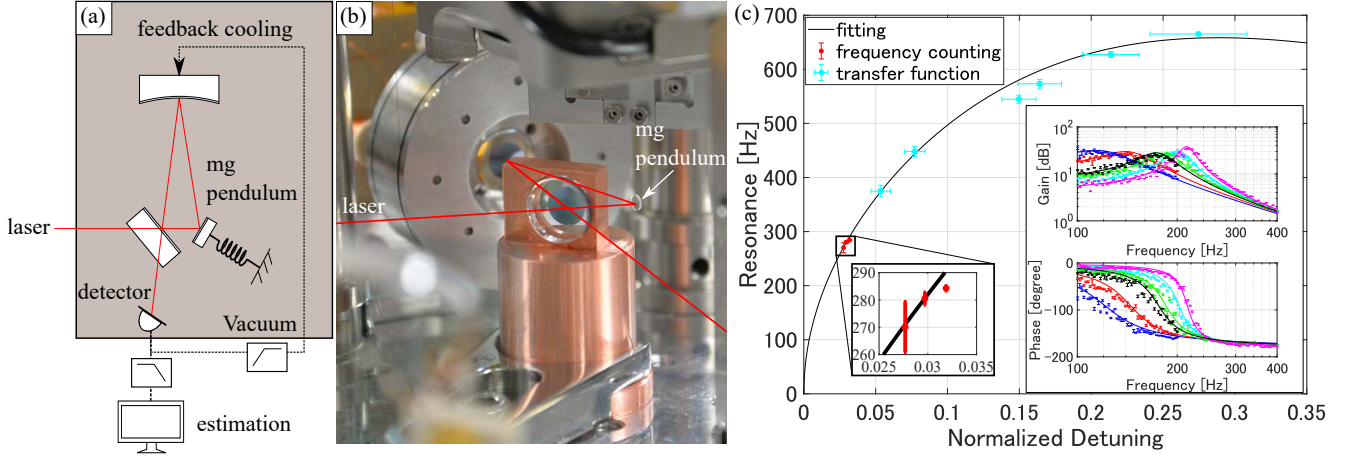


FIG. 1. (Color online) (a) Experimental setup. Inside the vacuum chamber of 10^{-5} Pa, a five-stage vibration isolation is installed with monitors for laser stabilization and the cavity being fixed to a maximally isolated stage. The configuration of the three mirrors can stably trap the mirror's motion [43]. (b) Photograph of the cavity. (c) Optomechanical interaction characterized by the optical spring effect. The result analyzed by the frequency counting (red) is given by the main data and the result analyzed by the transfer function (cyan) is given by the auxiliary measurement. The resonance frequency from the auxiliary data is multiplied by a factor of about 3 for compensating the difference of the laser power to the main measurement. The fitting shown here is performed to the main data. Inset shows the open loop transfer function for the optical spring.

sionless position (momentum) of the mechanical oscillator. $g \equiv G\sqrt{n_c}\sqrt{\hbar/2m\Omega}$ is the light-enhanced optomechanical coupling constant [41], where G is the optical frequency shift per displacement, and n_c is the number of photons circulating inside the cavity.

Under the bad cavity limit ($\kappa \gg \omega$) with small detuning $\Delta \ll \kappa$, we have the following equations by adiabatically eliminating the cavity mode

$$\begin{aligned} \dot{q} &= \omega_m p \\ \dot{p} &= -\omega_m q - \gamma_m p + \sqrt{2\gamma_m} p_{\text{in}} - \frac{4g_m}{\sqrt{\kappa}} x_{\text{in}} + \frac{8g_m\delta}{\sqrt{\kappa}} y_{\text{in}} \\ X &= -\frac{8g_m\delta\sqrt{\eta}}{\sqrt{\kappa}} q - \sqrt{\eta} x_{\text{in}} + 4\delta\sqrt{\eta} y_{\text{in}}. \end{aligned} \quad (2)$$

Here, κ is the optical decay rate, ω_m is the mechanical resonance confined in the optical potential, γ_m is the mechanical decay rate under cooling, and $g_m \equiv g\sqrt{\Omega/\omega_m} = G\sqrt{n_c}x_{\text{zpf}}$ is the coupling constant for the confined mode. Further, $\delta \equiv \Delta/\kappa$ is the normalized detuning, X is the measured optical amplitude quadrature with the detection efficiency η , and x_{in} and y_{in} (p_{in}) refer to the optical (mechanical) noise input. Note that q (p) is renormalized by a factor of $\sqrt{\Omega/\omega_m}$ ($\sqrt{\omega_m/\Omega}$) to take the optical spring into consideration.

We solve Eqs. (2) via Fourier transforming with the convention $F(\omega) = \int_{-\infty}^{\infty} f(t) \exp(i\omega t) dt$, in the steady-state. In an analogous manner to [31], the causal Wiener filter for the position estimation is given by

$$H_q(\omega) = A(1 - iB\omega)\chi' \quad (3)$$

where $\chi' = 1/(\omega'^2 - \omega^2 - i\omega\gamma')$ is a modified mechanical susceptibility, with a resonance of $\omega' \simeq$

$(32n_{\text{th}}C\gamma_m^2\delta^2\omega_m^2/N_{\text{th}} + (32g_m^2\delta\omega_m/\kappa)^2)^{1/4}$ and a decay rate of $\gamma' \simeq (32\delta g_m^2\omega_m/\kappa + 2\omega'^2)^{1/2}$. Here, we introduced the optomechanical cooperativity $C \equiv 4g_m^2/\gamma_m\kappa$, which characterizes measurement strength [3]. $A \sim -16g_m\omega_m^2\delta\sqrt{\eta/\kappa}(8g_m^2/\kappa + \gamma_m(2n_{\text{th}} + 1)/(2N_{\text{th}} + 1))/\omega'^2$ and $B \simeq (\gamma_m + \gamma')/(\omega'^2 - \omega_m^2)$ are frequency independent coefficients. Compared to the result for a tuned cavity [31], our result shows the same structure: a combination of χ' and its time-domain derivative given by $-i\omega\chi'$, with different parameters. The difference is, roughly speaking, the factor of δ , reflecting the difference in the signal acquisition.

System characterization.— Here, we briefly summarize the optomechanical parameters. The optical ring cavity with a cavity decay rate of $\kappa = 2\pi \times 1.64(2)$ MHz consists of a $7.71(1)$ mg suspended mirror (measured by an accurate electronic balance: AND, BM-5), a $261.42(1)$ g suspended mirror, and a mirror fixed to a copper monolithic holder with its fundamental resonance of about 10 kHz, as shown in Fig. 1 (b). The bare mechanical dissipation for the mg pendulum (Γ) and the massive pendulum are $\Gamma = 2\pi \times 4.74(5) \times 10^{-5}$ Hz and $2\pi \times 1.5 \times 10^{-4}$ Hz, respectively. Note that the dissipation of the mg pendulum shows a frequency dependence of $\Gamma(\omega) \propto \Gamma(\Omega) \times \Omega/\omega$ in [36]. This characteristic is referred to as structural damping [42]. We can ignore the dynamics of the massive and the fixed mirrors because both mirrors have sufficiently small optomechanical coupling and amplitudes of Brownian motion at around the measurement bandwidth from 100 Hz to 10 kHz as reported in [36].

Laser light (Coherent, Mephisto 500) was injected into the cavity, and the reflected light was directly detected by

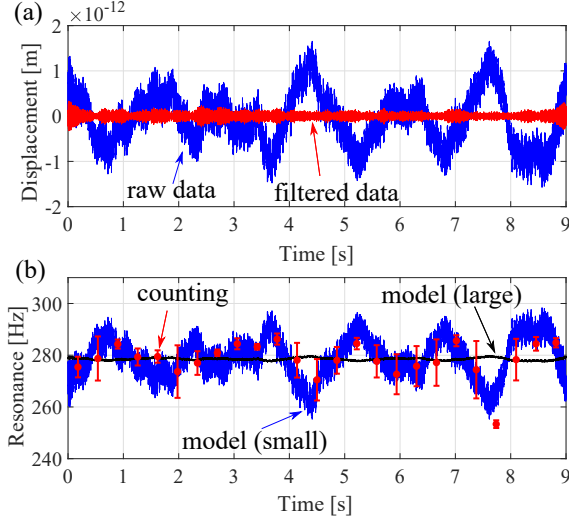


FIG. 2. (Color online) (a) The calibrated raw data (blue) and the bandpass filtered data from 170 Hz to 360 Hz (red). (b) Variation of the resonance over time. The red dots are obtained by the frequency counting from the bandpass filtered data. The models are calculated by applying the raw data to the equation of the optical spring for the small detuning (blue) and the large detuning (black), respectively.

a photo-detector (HAMAMATSU, G10899-03K) of 92(2) % efficiency. The efficiency was inferred by characterization of the optical spring as will be explained in the next paragraph and its error includes both the error of the resistance in a current to voltage converter, and of the incident laser power.

In order to characterize the optomechanical interaction, we measure the transfer function for the optical spring effect with varying detuning (the inset of Fig. 1 (c)). This auxiliary measurement was performed with a relatively small incident laser power of 3 mW compared to the main measurement of 30 mW as detailed in the next paragraph. Thus, we show the result compensated for the power difference by multiplying the measured resonance by the square root of the power ratio, as shown in Fig. 1 (c) as cyan. We infer the frequency shift per displacement G to be $-2\pi \times 4.72(3)$ PHz/m and the efficiency from the fitting of the measured resonance to the theory, given by [45]

$$\omega_m = \sqrt{8\hbar G^2 n_c \delta / (1 + 4\delta^2) / \kappa m} \quad (4)$$

Main data in the time domain.— The main data was measured with an incident laser power of 30 mW and it is calibrated to displacement (the calibration factor is $-2.3(4) \times 10^{-10}$ m/V) based on a transfer function analysis [36, 40, 44]. The cavity length was detuned from resonance such that the pendulum's resonance ($\omega_m/2\pi$) increases to 280(7) Hz, leading to a mean value of the

detuning of roughly $0.03 \times \kappa$ or $1.2 \times \kappa$, because of the nonlinearity in Eq. (4) with respect to the detuning.

To precisely determine the detuning based on the optical spring effect, we analyze the variation of the pendulum's resonance over time. As shown in Fig. 2 (a), the calibrated raw data is bandpass filtered around the resonance from 170 Hz to 360 Hz, and then the number of zero crossings are counted. Next, the analyzed resonance is low pass filtered with a cutoff frequency of 8.2 Hz, and divided into 25 time bins. The result agrees well with the theoretical model for small detuning, as shown in Fig. 2 (b). The models are calculated by substituting the displacement multiplied by G for the variation of the detuning in Eq. (4), for the cases of small and large mean-detuning. The result of the counting is further divided into three bins, for the value of the detuning, and then averaged for each bin. From the fitting of the averaged data to the theoretical model as shown in Fig. 1 (c), a mean value of the detuning is determined to be $\Delta = 0.0292(4) \times \kappa$. Correspondingly, the number of photons in the cavity is determined to be $1.16(7) \times 10^{10}$, leading to a light-enhanced optomechanical coupling constant g_m of $-2\pi \times 3.2(2) \times 10^4$ Hz.

In addition to the optical spring, we apply active feedback cooling to the system to prevent the instability caused by the negative damping of the optical spring [45]. The quality factor ($\equiv \omega_m/\gamma_m$) is controlled to be 250(13). The temperature for the confined mode is 11(2) mK (correspondingly the phonon number is $8.0(1.8) \times 10^5$) calculated from the variance in the measured data. Therefore, we obtain a quantum cooperativity ($\equiv C/n_{\text{th}}$) of 0.0027(8). Here, we should note that the temperature for the confined mode is relatively high compared to the theoretical prediction given by $TT(\omega_m)/\gamma_m$, where T is the room temperature. This is mainly due to fluctuations of the resonance, namely, the detuning as shown in Figs. 2 (a) and (b). As a result, the quantum cooperativity decreases by a factor of 10. Additionally, it decreases by a factor of 4 due to mode mixing between the pendulum mode and the dissipative pitching mode [36]. Also, the signal is contaminated by laser classical noise [36], whose contribution can be modeled as $N_{\text{th}} = 19$.

TABLE I. Optomechanical parameters

Parameter	Value
Mass	$m = 7.71(1)$ mg
Cavity decay rate	$\kappa = 2\pi 1.64(20)$ MHz
Cavity detuning	$\Delta = 0.0292(4) \times \kappa$
Circulating photon number	$n_c = 1.17(6) \times 10^{10}$
Frequency shift per displacement	$G = -2\pi 4.72(3)$ PHz/m
Light-enhanced coupling	$g_m = -2\pi 3.2(2) \times 10^4$ Hz
Phonon occupancy	$n_{\text{th}} = 8.0(1.8) \times 10^5$
Quantum cooperativity	$C_q = 0.0027(8)$

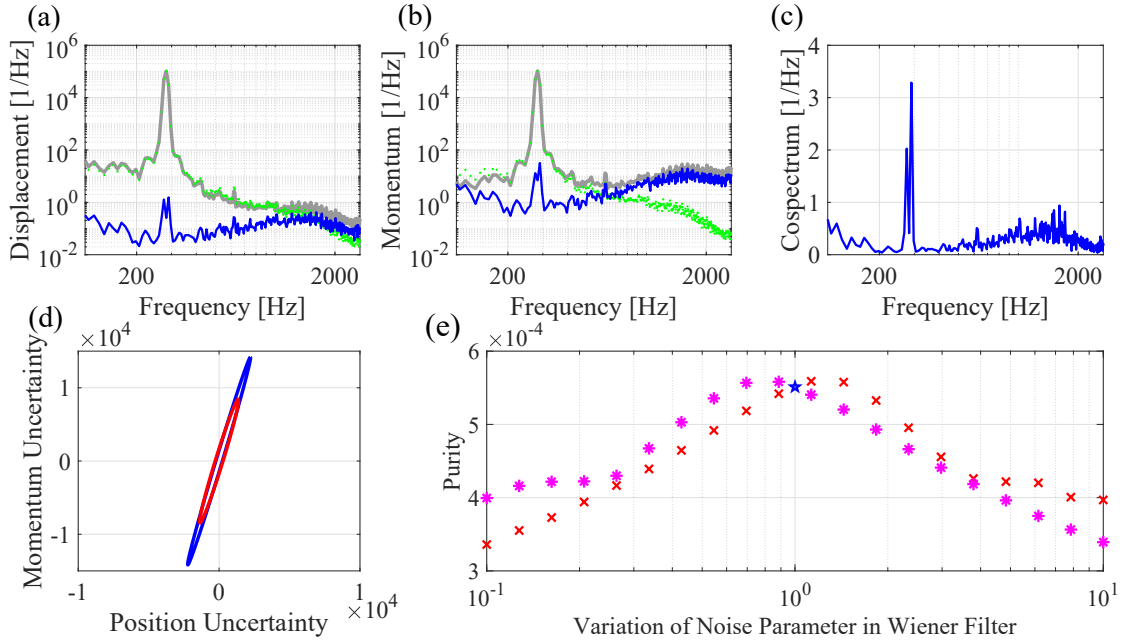


FIG. 3. (Color online) Power spectrum normalized by the zero-point amplitude (a) showing the displacement signal (gray) transformed from the data shown as the blue line in Fig. 2 (a), the Wiener-filter predictions (green), and the difference (blue). Plot (b) shows the momentum signal (gray), the predictions (green), and the difference (blue). Plot (c) shows the cospectrum between the residuals of the position and the momentum. Plot (d) shows the realized squeezed state (blue) and the theoretical prediction (red) in the phase space. Plot (e) shows the dependence of the purity of the squeezed state on the optical (*) or mechanical (x) noise parameters in the Wiener filter. The blue data in (d) corresponds to the pentagram (★) in (e).

The optomechanical parameters for the optimal state estimation are summarized in Table 1.

Mechanical squeezing and discussions.— In order to perform optimal state estimation with the causal Wiener filter (Eq. (3)), the raw data is converted into the amplitude quadrature and then Hilbert transformed for causal analysis. The obtained analytic signal is further Fourier transformed with a resolution of 10 Hz and multiplied by the Wiener filter. By subtracting the Wiener-filter prediction from the measurement signal (calibrated from the transfer function), the uncertainty about the mechanical state is reduced and squeezed. The parameters in the susceptibility of the Wiener filter are given by $\omega' = 2\pi \times 706$ Hz and $\gamma' = 2\pi \times 1080$ Hz. As for the frequency independent coefficients, we find $A = 1.2 \times 10^6$ Hz^{1.5} and $B = 4.1 \times 10^{-4}$ Hz⁻¹.

Fig. 3 (a) shows the normalized spectra of the measured signal (gray), the Wiener-filter prediction (green), and the difference between them (blue). Note that the raw data was notch filtered to reject 50 Hz harmonics from the power supply. The analogous estimation is performed for momentum with the replacement $H_q \rightarrow H_p$, which is given by

$$H_p(\omega) = -\frac{AB}{\omega_m} \left(\omega_m^2 + i\omega \frac{\omega'^2 - \omega_m^2}{\gamma' + \gamma_m} \right) \chi'. \quad (5)$$

Fig. 3 (b) shows the result for the momentum estimation (measured signal: gray, estimation: green, differ-

ence: blue). We calculate the correlation between the position and the momentum as shown in Fig. 3 (c).

By integrating these power spectra from 105 Hz to $(\omega' + \gamma')/2\pi$, we obtain a covariance matrix (\mathbb{V}) with diagonal elements of 570 and 14000, and non-diagonal elements of 2160. This leads to the squeezed state (squeezing of 230, anti-squeezing of 14400, squeeze angle of 9 degrees, and purity ($\equiv 1/\sqrt{|\mathbb{V}|}$) of 5.5×10^{-4}) shown as a blue ellipse in Fig. 3 (d). Because the optical quadratures are coupled for a detuned cavity in Eq. (2), a finite squeezing angle will happen even under strong measurement ($C_q > 1$).

To check the validity of our analysis, we compare the result to the analytical prediction shown as a red ellipse in Fig. 3 (d). Although, in terms of purity, the measured data shows about 20% degradation from the theoretical prediction due to excess noise, it agrees well with the theory. We should note here that the purity is increased by a factor of 3 by the notch filtering. To further check the validity of the Wiener filter, Fig. 3 (e) shows the dependence of the purity of the squeezed state on the optical or mechanical noise parameters in the Wiener filter. The purity is calculated as the optical (mechanical) noise parameter is varied from $N_{\text{th}}/10$ ($n_{\text{th}}/10$) to $N_{\text{th}} \times 10$ ($n_{\text{th}} \times 10$) while the other parameters are fixed to the optimal ones. The Wiener filter for our specific experiment clearly maximizes the purity at the identified

noise level (pentagram symbol).

Our demonstration is the first step for generating entanglement states between massive oscillators [8–11], especially for optically trapped pendulums. To achieve this, the purity must be increased close enough to unity, in other words, the sensitivity of the measurement has to reach SQL. We recently reported a monolithically manufactured pendulum with lower dissipation that can satisfy this requirement [14]. Thus, the combination of the low-dissipative oscillator and the mechanical squeezing reported here, will result in the generation of an entangled state of mg-scale pendulums, which can be used to probe, e.g. quantum decoherence of macroscopic objects involving gravitational effects.

Conclusion.— We analytically derived the causal Wiener filter for a detuned optical cavity, and we showed the precise identification of the optomechanical parameters for the specific experiment, primarily based on the characterization of the optical spring effect. The Wiener-filter predictions conditionally squeezed the uncertainty in the measured displacement signal down to $230x_{\text{zpf}}$, close to the quantum vacuum fluctuations. The Wiener filter using the precisely determined parameters allows us to maximize the purity of the mechanical squeezed state. The mechanical squeezing presented here is the first step for quantum control of macroscopic oscillators, especially in entanglement generation between optically trapped pendulums, aiming towards the probing of unexplored phenomena such as gravity decoherence and semiclassical gravity.

Acknowledgment.— We are thankful Seth B. Cataño-Lopez for help with the manuscript and discussions. We thank Keiichi Edamatsu and Jordy G. Santiago-Condori for discussions. We thank Chao Meng for answering our questions. This research is supported by JSPS KAKENHI Grant No. 15617498 and JST CREST Grant Number JPMJCR1873.

* matsumoto.granite@gmail.com

- [1] B. P. Abbott et al. (LIGO Scientific Collaboration and Virgo Coaboration), Phys. Rev. Lett. **116**, 061102 (2016).
- [2] B. P. Abbott et al. (LIGO Scientific Collaboration and Virgo Coaboration), Phys. Rev. Lett. **119**, 161101 (2017).
- [3] M. Aspelmeyer, T. J. Kippenberg, and F. Marquardt, Rev. Mod. Phys. **86**, 1391 (2014).
- [4] V. B. Braginsky, Sov. Phys. JETP **26**, 831834 (1968).
- [5] V. B. Braginsky and F. Y. Khalili, Quantum Measurement (Cambridge University Press, Cambridge, England, 1995).
- [6] D. J. Wilson, V. Sudhir, N. Piro, R. Schilling, A. Ghadimi, and T. J. Kippenberg, Nature **524**, 325329 (2015).
- [7] M. Rossi, D. Mason, J. Chen, Y. Tsaturyan, and A. Schliesser, Nature **563**, 53-58 (2018).
- [8] H. Mller-Ebhardt, H. Rehbein, C. Li, Y. Mino, K. Somiya, R. Schnabel, K. Danzmann, and Y. Chen, Phys. Rev. A **80**, 043802 (2009).
- [9] H. Mller-Ebhardt, H. Rehbein, R. Schnabel, K. Danzmann, and Y. Chen, Phys. Rev. Lett. **100**, 013601 (2008).
- [10] H. Miao, S. Danilishin, H. Mller-Ebhardt, and Y. Chen, New Journal of Physics **12**, 083032 (2010).
- [11] Y. Chen, Journal of Physics B **46**, 104001 (2013).
- [12] V. B. Braginsky, and F. Ya. Khalili, Phys. Lett. A **257**, 241-246 (1999).
- [13] A. H. Ghadimi, S. A. Fedorov, N. J. Engelsens, M. J. Bereyhi, R. Schilling, D. J. Wilson, T. J. Kippenberg, Science **360**, 764-768 (2018).
- [14] S. B. Catao-Lopez, J. G. Santiago-Condori, K. Edamatsu, and N. Matsumoto, Phys. Rev. Lett. **124**, 221102 (2020).
- [15] G. D. Cole, W. Zhang, M. J. Martin, J. Ye, and M. Aspelmeyer, Nature Photonics **7**, 644-650 (2013).
- [16] R. Penrose, Gen. Rel. Grav. **28**, 581-600 (1996).
- [17] L. Diósi, Phys. Lett. A **120**, 377-381 (1987).
- [18] A. Bassi, A. Großardt and H. Ulbricht, Class. Quantum Grav. **34**, 193002 (65pp) (2017).
- [19] D. Kafri, J.M. Taylor, and G. J. Milburn, Class. Quantum Grav. **16**, 065020 (2014).
- [20] C. Moller, Les Theories Relativistes de la Gravitation Colloques Internationaux CNRX 91 ed A Lichnerowicz and M-A Tonnelat (Paris: CNRS) (1962).
- [21] L. Rosenfeld, Nucl. Phys. **40**, 353 (1963).
- [22] H. Yang, H. Miao, Da-Shin Lee, B. Helou, and Y. Chen, Phys. Rev. Lett. **110**, 170401 (2013).
- [23] P. W. Graham, D. E. Kaplan, J. Mardon, S. Rajendran, and W. A. Terrano Phys. Rev. D, **93**, 075029 (2016).
- [24] D. Carney, A. Hook, Z. Liu, J. M. Taylor, and Y. Zhao, arXiv:1908.04797.
- [25] D. Carney, et al., arXiv:2008.06074.
- [26] C. M. DeWitt and D. Rickles, *The Role of Gravitation in Physics: Report from the 1957 Chapel Hill Conference* (2011).
- [27] C. Marletto and V. Vedral, Phys. Rev. Lett. **119**, 240402 (2017).
- [28] S. Bose, A. Mazumdar, G. W. Morley, H. Ulbricht, M. Toroš, M. Paternostro, A. A. Geraci, P. F. Barker, M.S. Kim, and G. Milburn, Phys. Rev. Lett. **119**, 240401 (2017).
- [29] A. Belenchia, R. Wald, F. Giacomini, E. Castro-Ruiz, C. Brukner, M. Aspelmeyer, arXiv:1807.07015 (2018).
- [30] H. Miao, D. Martynov, H. Yang, and A. Datta, arXiv:1901.05827.
- [31] C. Meng, G. A. Brawley, J. S. Bennett, and W. P. Bowen, arXiv:1911.06412.
- [32] N. Wiener, Extrapolation, Interpolation, and Smoothing of Stationary Time Series (The MIT Press, 1964).
- [33] V.B. Braginsky and A.B. Manukin, Sov. Phys. JETP, **25**, 653, (1967).
- [34] F. Ya. Khalili, Phys. Lett. A, **288**, 251-256 (2001).
- [35] V. B. Braginsky and F. Khalili, Phys. Lett. A, **257**, 241 (1999).
- [36] N. Matsumoto, S. B. Catao-Lopez, M. Sugawara, S. Suzuki, N. Abe, K. Komori, Y. Michimura, Y. Aso, and Keiichi Edamatsu, Phys. Rev. Lett., **122**, 071101 (2019).
- [37] G. T. Gillies, C. S. Unnikrishnan, Phil. Trans. A **372**, 20140022 (2014).
- [38] Rogers C. Ritter, Charles E. Goldblum, Wei-Tou Ni,

- George T. Gillies, and Clive C. Speake, Phys. Rev. D **42**, 977 (1990).
- [39] J. Schmöle, M. Dragosits, H. Hepach and M. Aspelmeyer, Class. Quantum Grav., **33**, 12 (2016).
 - [40] N. Matsumoto, K. Komori, S. Ito, Y. Michimura, and Y. Aso, Phys. Rev. A **94**, 033822 (2016).
 - [41] C. K. Law, Phys. Rev. A **51**, 2537 (1995).
 - [42] P. R. Saulson, Phys. Rev. D, **42**, 2437 (1990).
 - [43] N. Matsumoto, Y. Michimura, Y. Aso, and K. Tsubono, Opt. Express **22**, 12915 (2014).
 - [44] N. Matsumoto, K. Komori, Y. Michimura, G. Hayase, Y. Aso, and K. Tsubono, Phys. Rev. A **92**, 033825 (2015).
 - [45] V. B. Braginsky, and S. P. Vyatchanin, Phys. Lett. A, **293**, 228 (2002).
 - [46] W. P. Bowen, R. Schnabel, P. K. Lam, and T. C. Ralph, Phys. Rev. Lett **90**, 043601 (2003).