

A purely hyperbolic discontinuous Galerkin approach for self-gravitating gas dynamics

Michael Schlottke-Lakemper^{a,b,*}, Andrew R. Winters^c, Hendrik Ranocha^d, Gregor J. Gassner^{a,b}

^a*Department of Mathematics and Computer Science, University of Cologne, Germany*

^b*Center for Data and Simulation Science, University of Cologne, Germany*

^c*Department of Mathematics; Computational Mathematics, Linköping University, Sweden*

^d*King Abdullah University of Science and Technology (KAUST), Computer Electrical and Mathematical Science and Engineering Division (CEMSE), Thuwal, 23955-6900, Saudi Arabia*

Abstract

One of the challenges when simulating astrophysical flows with self-gravity is to compute the gravitational forces. In contrast to the hyperbolic hydrodynamic equations, the gravity field is described by an elliptic Poisson equation. We present a purely hyperbolic approach by reformulating the elliptic problem into a hyperbolic diffusion problem, which is solved in pseudotime using the same explicit high-order discontinuous Galerkin method we use for the flow solution. The flow and the gravity solvers operate on a joint hierarchical Cartesian mesh and are two-way coupled via the source terms. A key benefit of our approach is that it allows the reuse of existing explicit hyperbolic solvers without modifications, while retaining their advanced features such as non-conforming and solution-adaptive grids. By updating the gravitational field in each Runge-Kutta stage of the hydrodynamics solver, high-order convergence is achieved even in coupled multi-physics simulations. After verifying the expected order of convergence for single-physics and multi-physics setups, we validate our approach by a simulation of the Jeans gravitational instability. Furthermore, we demonstrate the full capabilities of our numerical framework by computing a self-gravitating Sedov blast with shock capturing in the flow solver and adaptive mesh refinement for the entire coupled system.

Keywords: discontinuous Galerkin spectral element method, multi-physics simulation, adaptive mesh refinement, compressible Euler equations, hyperbolic self-gravity

1. Introduction

Numerical simulations of self-gravitating gas dynamics have become an indispensable tool in the investigation of astrophysical fluid dynamics, as evidenced by the multitude of publicly available simulation codes [1–7]. The gravitational effect of matter on itself and its surroundings plays an important role in many of such flow problems, e.g., for cosmological structure formation [8, 9], core-collapse supernovae [10], or star formation [11, 12]. In non-relativistic simulations, self-gravity is modelled by a Poisson equation for the Newtonian gravitational potential ϕ ,

$$-\vec{\nabla}^2 \phi = -4\pi G \rho, \quad (1.1)$$

*Corresponding author.

Email address: mschlott@math.uni-koeln.de (Michael Schlottke-Lakemper)

where G is the universal gravitational constant and ρ is the mass density. A particular challenge for simulating self-gravity is that (1.1) is of elliptic type, i.e., the solution at each point in space depends on the solution at all other points simultaneously. So, typically, alternative solution methods than those employed for the hyperbolic hydrodynamics equations are required. Examples are multigrid methods [13], multipole expansion [10], or tree-based algorithms [14, 15]. Some commonalities of these methods are their computational expense and that they can be difficult to parallelize due to the global nature of the problem statement.

In 2007, Nishikawa [16] introduced a new strategy for determining the steady-state solution to the diffusion equation by rewriting it as a first-order hyperbolic system (FOHS) with a relaxation time. He noted that when all derivatives with respect to time become zero, the FOHS reduces to an elliptic equation. Thus, by relaxing the FOHS to steady state, it is possible to recover the solution for Laplace- and Poisson-type equations.

Based on this analysis, we present a new numerical approach for self-gravitating gas dynamics, where we follow Nishikawa's ansatz and reformulate (1.1) as a first-order hyperbolic system. That is, we determine the gravitational potential of a given density distribution as the steady-state solution to a FOHS with the appropriate Poisson source term of (1.1). A key benefit of this strategy is that it allows us to use the *same explicit discontinuous Galerkin scheme* for both gravity and gas dynamics, yielding a comparatively simple *high-order multi-physics approach* for hydrodynamics with self-gravity. Instead of requiring special treatment of the elliptic equation for gravity, it is sufficient to set up a hyperbolic solver for each physical system, which are coupled via the respective source terms. As an additional advantage, this approach enables us to exploit advanced features of existing solvers for hyperbolic equations without further modifications, such as local mesh refinement and solution-adaptive grids.

In Nishikawa's original paper [16], he reformulated the diffusion equation,

$$u_t - \nu \vec{\nabla}^2 u = 0, \quad (1.2)$$

as the first-order hyperbolic system,

$$\begin{aligned} u_t - \nu(q_{1,x} + q_{2,y}) &= 0, \\ q_{1,t} - \frac{u_x}{T_r} &= -\frac{q_1}{T_r}, \\ q_{2,t} - \frac{u_y}{T_r} &= -\frac{q_2}{T_r}. \end{aligned} \quad (1.3)$$

Here, ν is the diffusion coefficient, T_r is the relaxation time, and q_1, q_2 are auxiliary variables. The first approach to rewrite (1.2) as a hyperbolic problem dates back to 1958, when Cattaneo [17] introduced the hyperbolic heat equations. Later, Nagy et al. [18] showed that solutions of (1.3) converge uniformly to solutions of (1.2) as T_r goes to zero. However, the system (1.3) becomes stiff for very small values of T_r and, thus, prohibitively expensive to solve with an explicit time integration scheme. Implicit schemes, on the other hand, are generally more difficult to parallelize and can suffer from reduced solution accuracy due to the stiff source term [19].

It was Nishikawa who realized that the key property of (1.3) is that it is equivalent to the original equation (1.2) at the steady state for *any* value of T_r [16], thereby avoiding the stiffness problem. That is, if all derivatives with respect to time are zero, we obtain

$$\left. \begin{aligned} -\nu(q_{1,x} + q_{2,y}) &= 0 \\ u_x &= q_1 \\ u_y &= q_2 \end{aligned} \right\} \rightarrow -\nu \vec{\nabla}^2 u = 0. \quad (1.4)$$

Thus by solving the hyperbolic system (1.3) to steady state, we can obtain the solution to an elliptic problem at arbitrary precision. This idea has been successfully applied to develop finite

volume-type methods, e.g., [20–23], as well as discontinuous Galerkin-type methods, e.g., [24, 25], that approximate the solution of parabolic partial differential equations.

Other attempts to reformulate the Poisson equation for gravity to reduce the associated computational complexity have been made. Black and Bodenheimer [26] recast the elliptic equation as a parabolic equation to solve it iteratively to steady state with an alternating-direction implicit scheme [27]. While this approach has been implemented successfully [1, 28, 29], it still requires a specialized solver for the gravitational potential. Hirai et al. [30] proposed to rewrite (1.1) as an inhomogeneous wave equation, motivated by the hyperbolicity of general relativity. Their hyperbolic system recovers Newtonian gravity in the limit of infinite propagation speed for gravitation, with all the associated issues of becoming a stiff problem. In practice, they found that the propagation speed can be taken relatively small without significantly degrading the solution, as long as it exceeds the characteristic velocity of the coupled flow problem. While their scheme is far more efficient than a direct Poisson solver, they also reported that the exact value for the propagation speed is problem-dependent and that the incurred modeling error strongly depends on the boundary conditions and domain size.

In this paper, we will show the general viability of our approach for computing self-gravitational problems, and demonstrate that it is possible to reuse existing numerical tools for hyperbolic problems to compute the gravitational potential. For the flow field, the compressible Euler equations are discretized in space by a high-order discontinuous Galerkin method and integrated in time by an explicit Runge-Kutta scheme. The *same numerical solver* is also used to determine the gravitational field by advancing the corresponding FOHS to steady state. In a coupled simulation, the gravitational potential corresponding to the current density distribution is determined before each Runge-Kutta stage of the hydrodynamics solver. The resulting gravitational forces are then used in the source term during the subsequent Runge-Kutta stage of the flow solver. Both solvers operate on a shared hierarchical Cartesian mesh that can be adaptively refined to match dynamically changing resolution requirements. We verify the accuracy of the numerical methods by showing high-order convergence for the hydrodynamics and gravity solvers both in single-physics and multi-physics computations. In addition to a standard explicit Runge-Kutta scheme, we also discuss a Runge-Kutta scheme optimized for reaching the steady-state solution for a given spatial semi-discretization faster. The suitability of our approach for applied astrophysics problems is validated by performing coupled flow-gravity simulations of the Jeans gravitational instability and of a Sedov explosion with self-gravity. All results are obtained with the open-source simulation framework `Trixi.jl` [31], and the corresponding numerical setups are publicly available to facilitate reproducibility [32].

The manuscript is organized as follows: In the next section, we will introduce the governing equations for purely hyperbolic self-gravitational gas dynamics and present the used numerical methods. Section 3 shows how the coupling of gas dynamics and gravity is achieved algorithmically and discusses some of the implementation details. Results for the individual single-physics solvers and for fully coupled flow-gravity simulations are given in Section 4. Finally, in Section 5 we summarize our findings.

2. Mathematical model and numerical methods

In this section, we introduce the governing equations for self-gravitating gas dynamics with the compressible Euler equations and show how to reformulate the Poisson equation for the gravity potential as a hyperbolic diffusion system. This is followed by an outline of the discontinuous Galerkin spectral element method (DGSEM) used for the spatial discretization. Finally, we present the employed time integration methods and discuss optimized schemes for the hyperbolic gravity system.

2.1. Governing equations for self-gravitating gas dynamics

In the following, we present the equations for compressible fluids under the influence of a gravitational potential. First, the compressible Euler equations are given in their standard form with source terms, proportional to the gravity potential, in the momenta and total energy [33]:

$$\frac{\partial}{\partial t} \begin{bmatrix} \rho \\ \rho v_1 \\ \rho v_2 \\ E \end{bmatrix} + \frac{\partial}{\partial x} \begin{bmatrix} \rho v_1 \\ \rho v_1^2 + p \\ \rho v_1 v_2 \\ (E + p)v_1 \end{bmatrix} + \frac{\partial}{\partial y} \begin{bmatrix} \rho v_2 \\ \rho v_1 v_2 \\ \rho v_2^2 + p \\ (E + p)v_2 \end{bmatrix} = \begin{bmatrix} 0 \\ -\rho\phi_x \\ -\rho\phi_y \\ -(\vec{v} \cdot \vec{\nabla}\phi)\rho \end{bmatrix}. \quad (2.1)$$

Here, ρ is the density, $\vec{v} = (v_1, v_2)^\top$ are the velocities, and E is the total energy. The pressure p is determined from the ideal gas law

$$p = (\gamma - 1) \left(E - \frac{\rho}{2} (v_1^2 + v_2^2) \right), \quad (2.2)$$

with the heat capacity ratio γ .

Following Nishikawa's work [16], we convert the Poisson equation for the gravitational potential (1.1) into the *hyperbolic gravity equations*,

$$\frac{\partial}{\partial t} \begin{bmatrix} \phi \\ q_1 \\ q_2 \end{bmatrix} + \frac{\partial}{\partial x} \begin{bmatrix} -q_1 \\ -\phi/T_r \\ 0 \end{bmatrix} + \frac{\partial}{\partial y} \begin{bmatrix} -q_2 \\ 0 \\ -\phi/T_r \end{bmatrix} = \begin{bmatrix} -4\pi G\rho \\ -q_1/T_r \\ -q_2/T_r \end{bmatrix}, \quad (2.3)$$

where the auxiliary variables $(q_1, q_2)^\top \approx \vec{\nabla}\phi$ and T_r is the relaxation time. For a general Poisson problem (with viscosity ν), this relaxation time has the form

$$T_r = \frac{L_r^2}{\nu}, \quad (2.4)$$

where L_r is a reference length scale that can be freely chosen. For the gravitational potential equation (1.1) we have the diffusion constant $\nu = 1$. Nishikawa argues that taking the length scale

$$L_r = \frac{1}{2\pi}, \quad (2.5)$$

is optimal in the sense that the convergence of the hyperbolic system (2.3) to steady state is fastest [34], and thus we will use this value throughout the paper. Moreover, the steady-state solution of (2.3) is, in fact, the desired solution of the original Poisson problem (1.1) [16–18, 35].

In single-physics simulations of the compressible Euler equations or the hyperbolic gravity equations alone, the source terms in the governing equations are determined analytically. When considering coupled Euler-gravity problems, however, the gravity potential of the hyperbolic gravity system is used to generate the source term information in (2.1), while the density of the compressible Euler solution is used for the source term in (2.3). Thus, both systems of equations are connected via two-way coupling through their source terms.

2.2. High-order discontinuous Galerkin method on hierarchical Cartesian meshes

Next, we give an overview of the nodal discontinuous Galerkin spectral element method (DGSEM) on hierarchical Cartesian meshes. A full derivation can be found in, e.g., [36–38]. We

consider the solution of systems of hyperbolic conservation laws in two spatial dimensions, which take the general form

$$\mathbf{u}_t + \vec{\nabla} \cdot \vec{\mathbf{f}}(\mathbf{u}) = \mathbf{s}(\mathbf{u}), \quad \forall \vec{x} \in \Omega, \quad (2.6)$$

on a square domain Ω . Here $\mathbf{u} \in \mathbb{R}^m$, where m is the number of equations, is the state vector of conserved variables, $\vec{\mathbf{f}} = (\mathbf{f}_1, \mathbf{f}_2)^\top$ is the block vector of the nonlinear fluxes, and \mathbf{s} denotes a—possibly zero-valued—source term. We subdivide the domain Ω into K non-overlapping square elements and map each element to the reference element $E = [-1, 1]^2$. The conservation law in physical coordinates (2.6) is then transformed to reference coordinates $\vec{\xi} = (\xi, \eta)^\top$ as

$$J\mathbf{u}_t + \vec{\nabla}_\xi \cdot \vec{\mathbf{f}} = J\mathbf{s}, \quad (2.7)$$

where $J = h/2$ is the one-dimensional Jacobian determinant and h is the length of the respective Cartesian element.

The starting point of the DGSEM is the weak form of the conservation law, for which we multiply (2.7) by an appropriate test function $\varphi \in L_2(\Omega)$ and integrate over the reference element. After integration-by-parts, we obtain the weak form

$$\int_E J\mathbf{u}_t \varphi \, d\vec{\xi} + \int_{\partial E} (\vec{\mathbf{f}} \cdot \vec{n}) \varphi \, dS - \int_E \vec{\mathbf{f}} \cdot \vec{\nabla}_\xi \varphi \, d\vec{\xi} = \int_E J\mathbf{s} \varphi \, d\vec{\xi}, \quad (2.8)$$

where \vec{n} is the outer unit normal at the boundary ∂E . We approximate each component of the state vector by polynomials of degree N in each spatial dimension, which we represent as \mathbf{U} . The polynomials are written in terms of the Lagrange basis $\psi_{ij}(\vec{\xi}) = l_i(\xi)l_j(\eta)$, $i, j = 0, \dots, N$, where the interpolation nodes are the Legendre-Gauss-Lobatto (LGL) points. Lagrange polynomials of degree N are also used to approximate the fluxes $\vec{\mathbf{F}} = (\mathbf{F}_1, \mathbf{F}_2)^\top$ and source terms \mathbf{S} . Integrals in (2.8) are evaluated discretely by LGL quadrature such that the interpolation and quadrature nodes are collocated. To resolve the solution discontinuity at element interfaces, we replace the boundary fluxes by numerical fluxes $\mathbf{F}_n^* \approx \vec{\mathbf{F}} \cdot \vec{n}$, see, e.g., [36]. In this work, we use the Harten, Lax, van Leer (HLL) flux [39, 40] for the compressible Euler system and the local Lax-Friedrichs (LLF) flux [24, 40] for hyperbolic gravity. We choose the tensor product basis $\varphi \in \{\psi_{ij}\}_{i,j=0}^N$ to be the $(N+1)^2$ test functions. The final weak form of (2.6) in the standard DGSEM formulation then reads

$$\int_{E,N} J\mathbf{u}_t \psi_{ij} \, d\vec{\xi} + \int_{\partial E,N} \mathbf{F}_n^* \psi_{ij} \, dS - \int_{E,N} \vec{\mathbf{F}} \cdot \vec{\nabla}_\xi \psi_{ij} \, d\vec{\xi} = \int_{E,N} J\mathbf{s} \psi_{ij} \, d\vec{\xi}, \quad \forall i, j = 0, \dots, N. \quad (2.9)$$

Inserting the definitions for the approximate solution, fluxes, and source terms, we obtain the semi-discrete DG operator, which is integrated in time with an explicit Runge-Kutta scheme. The stable time step is calculated by

$$\Delta t = \frac{\text{CFL}}{N+1} \frac{h}{\Lambda}, \quad (2.10)$$

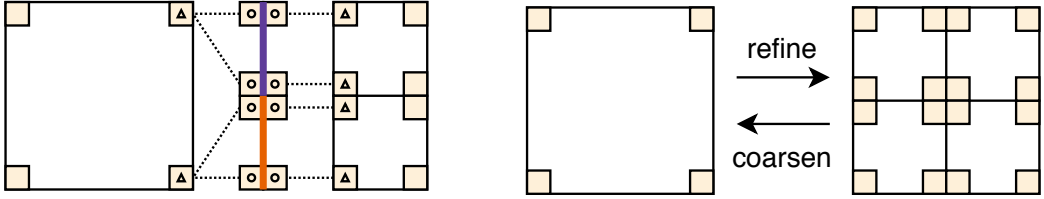
where $\Lambda_{\text{Eu}} = \max(|\vec{v}| + c)$ with the speed of sound $c = \sqrt{\gamma p / \rho}$ for the compressible Euler system and $\Lambda_{\text{Gr}} = \sqrt{\nu / T_r}$ for the gravity system. Suitable time integration schemes will be discussed in the next section.

An alternative split-form DGSEM approximation can be obtained by making use of the summation-by-parts (SBP) property inherent to the nodal DG scheme on LGL nodes [41]. Applying summation-by-parts once more to (2.9) produces the strong form of the conservation law

(2.7). Following the work of Fisher et al. and Carpenter et al. [42, 43], we introduce a numerical volume flux for the flux derivative. This yields a split-form DG approximation [44, 45], which allows to use symmetric two-point flux functions with additional desirable properties such as entropy conservation or kinetic energy preservation [46–49]. Here, we select the numerical flux of Chandrashekar [50].

The split-form variant is also the basis for the high-order shock capturing approach by Henemann et al. [51], which we utilize in the DG solver for simulating compressible Euler problems with strong discontinuities. In this approach, each DG element is divided into $(N + 1)^2$ subcells, on which a first-order finite volume (FV) method is used to obtain the semi-discrete operator. The final operator is then obtained by blending the DG operator in each element with the FV operator based on the energy content in the highest modes, while retaining the discrete entropic property.

To support non-conforming elements created by local mesh refinement, we employ the mortar method [52, 53]. In this approach, mortar surfaces are inserted at interfaces with a coarse element adjacent to multiple refined elements, see Fig. 1a. The solution values at non-conforming element interfaces are interpolated to the mortar, where the surface flux is calculated at conforming node locations. Then, the flux values are discretely projected back to the non-conforming element interfaces. A similar approach is used for adaptive mesh refinement (AMR), see Fig. 1b. During refinement, the solution on the coarse element is interpolated to the LGL nodes on the four refined elements. Conversely, during coarsening the solution on the four refined elements is projected onto the coarse element. These AMR procedures in two dimensions correspond exactly to the algorithms used for a mortar element approach in three dimensions [54]. Therefore, both the mortar method and the AMR technique are fully conservative. A detailed derivation of the DGSEM on non-conforming hierarchical Cartesian meshes can be found in, e.g., [38].



(a) Mortar method: non-conforming nodes on element surfaces (square with triangle) become conforming nodes on mortar elements (square with circle). (b) Adaptive mesh refinement: solution transfer between coarse and refined cells.

Figure 1: Illustration of the mortar element method and transfer operators for adaptive mesh refinement.

2.3. Time integration schemes

For the compressible Euler solver, we use the fourth-order, five-stage low-storage scheme CK45 by Carpenter and Kennedy [55] with CFL-based step size control (2.10). This and other common time integration methods can also be used to advance the hyperbolic diffusion part to steady state. To improve the performance, locally adaptive error-based time step control could be employed [56] and the Runge-Kutta schemes can be optimized for the given spatial semi-discretizations to be able to take bigger time steps [57].

Here, we briefly demonstrate the second approach. Following [58], we computed the spectrum of the standard DG operator using a local Lax-Friedrichs interface flux and polynomials of degree $N = 3$ for the hyperbolic diffusion problem (1.3). The convex hull of this spectrum was used

Table 1: Minimum-storage coefficients [60] of the second-order accurate explicit low-storage Runge-Kutta method RK3S* optimized for hyperbolic diffusion.

i	$\gamma_{1,i}$	$\gamma_{2,i}$	$\gamma_{3,i}$
1	0.000000000000000E+00	1.000000000000000E+00	0.000000000000000E+00
2	5.265647455675257E-01	4.1892580153419307E-01	0.000000000000000E+00
3	1.0385212774098265E+00	-2.7595818152587825E-02	0.000000000000000E+00
4	3.6859755007388034E-01	9.1271323651988631E-02	4.1301005663300466E-01
5	-6.3350615190506088E-01	6.8495995159465062E-01	-5.4537881202277507E-03
i	δ_i	β_i	c_i
1	1.000000000000000E+00	4.5158640252832094E-01	0.000000000000000E+00
2	1.3011720142005145E-01	7.5974836561844006E-01	4.5158640252832094E-01
3	2.6579275844515687E-01	3.7561630338850771E-01	1.0221535725056414E+00
4	9.9687218193685878E-01	2.9356700007428856E-02	1.4280257701954349E+00
5	0.000000000000000E+00	2.5205285143494666E-01	7.1581334196229851E-01

as input to optimize the stability polynomial of an explicit, second-order accurate five-stage Runge-Kutta method using the algorithm of [59]. Finally, a low-storage scheme of the 3S* class [60] was constructed by minimizing the principal truncation error, given the optimized stability polynomial as constraint. For this, we used the algorithms implemented in RK-Opt [61], which are based on MATLAB [62]. We used NodePy [63] to verify the desired properties of the resulting five-stage second-order method RK3S* with low-storage coefficients listed in Table 1. The minimum-storage implementation [60] is shown in Algorithm 1. Applying RK3S* instead of CK45 increases the performance and does not influence the accuracy negatively, as shown in Sections 4.1.3 and 4.2.1 below. We also optimized first- and third-order accurate schemes analogously but these did not improve performance as much, e.g., for the test described in Section 4.2.1.

Algorithm 1 Minimum-storage implementation of one step of a 3S* method with s stages applied to the ODE $u_t(t) = f(t, u(t))$.

```

 $S_1 \leftarrow u^n, S_2 \leftarrow 0, S_3 \leftarrow u^n$ 
for all  $i \in \{1, \dots, s\}$  do
     $S_2 \leftarrow S_2 + \delta_i S_1$ 
     $S_1 \leftarrow \gamma_{1,i} S_1 + \gamma_{2,i} S_2 + \gamma_{3,i} S_3 + \beta_i \Delta t f(t_n + c_i \Delta t, S_1)$ 
end for
 $u^{n+1} \leftarrow S_1$ 

```

3. Algorithms and implementation

The results presented in Section 4 were obtained with `Trixi.jl` [31], an open-source numerical simulation framework¹ for hyperbolic conservation laws developed by the authors. `Trixi.jl` is based on a modular architecture, where all components are only loosely coupled with each other such that it is easy to extend or replace existing functionality. A two-dimensional quadtree mesh forms the basis, which can be refined adaptively during a simulation to meet dynamically changing resolution requirements. Several systems of equations are supported, including the

¹`Trixi.jl`: <https://github.com/trixi-framework/Trixi.jl>

compressible Euler equations, ideal magnetohydrodynamics equations with divergence cleaning [64], and hyperbolic diffusion equations [16, 24]. They are discretized in space by a high-order DG method and integrated in time by explicit Runge-Kutta schemes, as described in Section 2. `Trixi.jl` is parallelized with a thread-based shared memory approach and written in Julia [65].

In the following, we first present the control flow for a single-physics simulation with `Trixi.jl`, and then discuss how it was modified to enable coupled multi-physics simulations. The purpose is to illustrate how simple it is to extend an existing single-physics solver for hyperbolic conservation laws to a multi-physics solver for self-gravitating gas dynamics simulations.

3.1. Single-physics simulation

`Trixi.jl` is a modular framework made up of several independent components. The left part of Fig. 2 shows the control flow of a pure flow simulation, which is representative for all single-physics simulations. During the *initialization* phase, the simulation is set up by creating a *mesh* instance according to the simulation parameters. Next, a *solver* instance is created that uses the mesh to build up the required data structures for the DG method, and the solution is initialized. To obtain the optimal mesh for the initial solution state, the adaptive mesh refinement algorithm (AMR) is called to adapt the mesh according to the initial conditions, before initializing the solution again on this refined mesh. This process is repeated until the mesh no longer changes or a predetermined number of sub-cycles is reached.

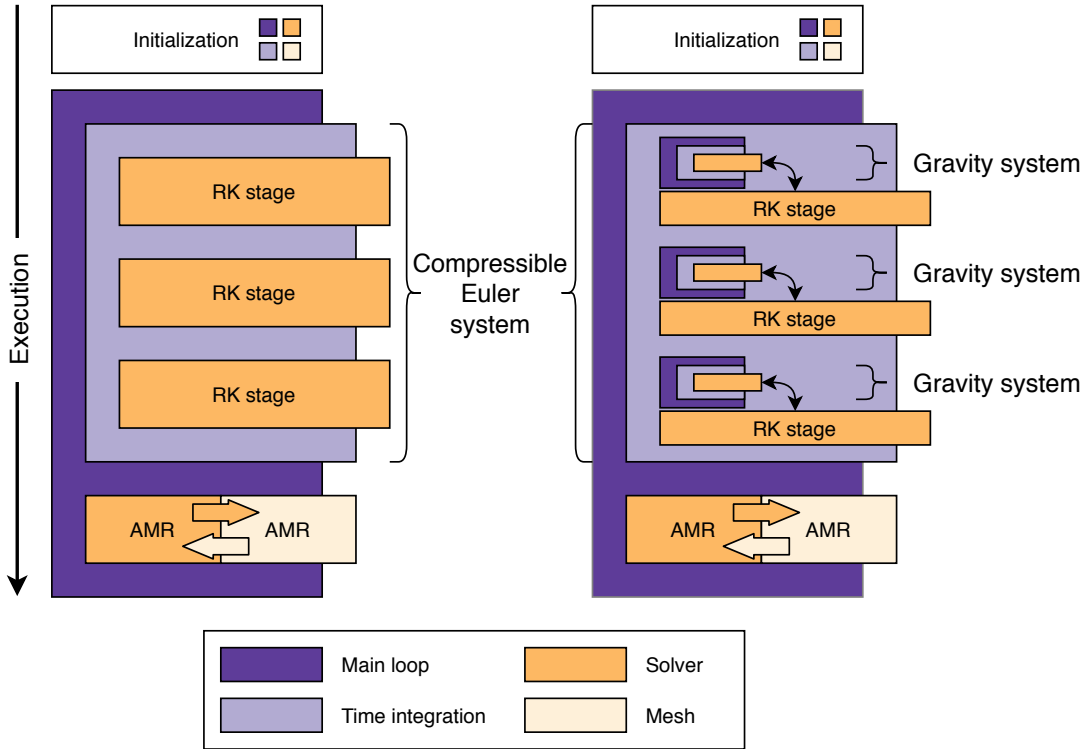


Figure 2: (left) Flowchart for pure flow simulations, which represents the execution structure of `Trixi.jl` for single-physics computation. (right) Flowchart for a coupled flow-gravity simulation that demonstrates the two-way coupling framework for a multi-physics simulation.

The execution phase begins when entering the *main loop*, where first the current stable time step is determined from the CFL condition. Next, the *time integration* loop is entered, where the solver is used to compute the spatial derivative once for each explicit Runge-Kutta stage. After the solution has been advanced to the new time step, the AMR algorithm is called to adapt the mesh. The main loop will then continue until either the desired simulation time is reached (flow-type simulations) or the residual falls below a specified threshold that defines “steady state” (hyperbolic diffusion-type simulations).

To adaptively refine the mesh, the adaptation algorithm first queries the DG solver for a refinement indicator value $\lambda \in \{-1, 0, 1\}$ for each DG element. The specific procedure to calculate λ is problem dependent (one example is given in Section 4.2.2). An indicator value greater than zero indicates that an element (and its corresponding grid cell) should be refined and a value less than zero indicates that an element should be coarsened. A zero value means that the element should remain unchanged. Next, the mesh and the solver are jointly adapted: In the first step, all cells with an indicator value of $\lambda = 1$ are refined. A smoothing algorithm ensures that the quadtree remains balanced, i.e., additional cells might be refined to retain a 2:1 relationship between neighboring cells. The corresponding DG elements are then refined as well, using polynomial interpolation to transfer the solution from the original coarse cell to the newly created refined cell. In the second step, the same procedure is repeated to coarsen all cells with an indicator value of $\lambda = -1$. In case of conflicts, refinement overrides coarsening to retain a high solution quality. That is, if a cell originally marked for coarsening has already been refined in the first step to rebalance the quadtree, it will not be coarsened.

3.2. Coupled flow-gravity simulation

A single-physics simulation setup as described in the previous section is used as the basis. To extend it to a coupled flow-gravity simulation, three places need to be modified: the initialization phase, the time integration loop, and the AMR algorithm. During the *initialization phase*, an additional DG solver instance for the hyperbolic gravity equations is created. Both solvers use the same quadtree mesh, however, only the solver instance for the compressible Euler equations controls the initial mesh refinement.

Before each Runge-Kutta stage in the *time integration loop* of the compressible Euler system, a main loop for the gravity system is inserted (see the right part of Fig. 2). In the gravity loops, a different time integration scheme may be used, while the spatial discretization remains identical to the compressible Euler system. The gravity solution from the previous compressible Euler RK stage is used as the initial guess, and the source terms as given in (2.3) are determined from the density field of the flow solver. After the gravity field is converged according to the specified residual threshold, the compressible Euler stage is executed with the source terms as given in (2.1) computed from the solution of the gravity solver. Since both solvers operate on the same mesh with the same polynomial order, no interpolation is required between the two solutions.

After a full compressible Euler time step has completed, *adaptive mesh refinement* is performed based only on the flow solution of the hydrodynamics solver, while the gravitational field does not influence the refinement process. The gravity solver, however, is passively adapted to match the new quadtree mesh such that both solvers continue to use the same spatial discretization.

In the end, we would like to point out that with the exception of the data exchange for calculating the respective source terms, the coupled flow-gravity simulation consists only of algorithms that are already present in pure flow or pure hyperbolic diffusion simulations. Therefore, existing single-physics solvers are comparatively easy to adapt to this numerical approach for self-gravitating gas dynamics. Furthermore, the restriction to identical spatial discretization can be relaxed by using a suitable interpolation scheme to transfer the source terms.

4. Numerical results

In this section, we present numerical tests to verify and validate the multi-physics implementation of the DG solver in `Trixi.jl` [31]. We begin with a demonstration, in Section 4.1, of the high-order accuracy for both single- and multi-physics problems. Next, in Section 4.2, we simulate two example problems for compressible, self-gravitating flows. All parameter files required for reproducing the results are also available online [32].

The time integration of the compressible Euler portion of the multi-physics uses the explicit five stage, fourth order low-storage Runge-Kutta (CK45) scheme of Carpenter and Kennedy [55], where a stable time step is computed according to the adjustable coefficient $\text{CFL}_{\text{Eu}} \in (0, 1]$, e.g., [66]. To run the hyperbolic diffusion equation system to steady state, we employ either CK45 or RK3S* from Section 2.3. A stable time step for the hyperbolic gravity problem is computed with a separate adjustable CFL_{Gr} coefficient [21, 24]. Further, a prescribed tolerance (`tol`) is set for a given problem to determine when steady state for the hyperbolic gravity solver is reached numerically. A solution is deemed converged when the magnitude of the semi-discrete DG operator for ϕ_t is reduced below the prescribed tolerance in the discrete L^∞ norm at the LGL nodes.

4.1. Verification of single and multi-physics solvers

First, we show that the single-physics implementations for the compressible Euler equations and the hyperbolic diffusion equations are high-order accurate in Sections 4.1.1 and 4.1.2, respectively. Then, we demonstrate the high-order accuracy of the coupled, multi-physics solver in Section 4.1.3. For these investigations, we use the standard DGSEM as described in Section 2.2. The explicit time step is selected by setting $\text{CFL}_{\text{Eu}} = \text{CFL}_{\text{Gr}} = 0.5$ such that spatial errors in the approximation are dominant. The tolerance to define steady state for the hyperbolic gravity equations is taken as `tol` = 10^{-10} .

4.1.1. Compressible Euler solver

We verify the high-order spatial accuracy for the DG approximation of the compressible Euler equations with the method of manufactured solutions. To do so, consider the system (2.1) governing ideal gas dynamics *without* gravitational source terms, i.e., $\phi(x, y) \equiv 0$.

The domain is $\Omega = [0, 2]^2$ with periodic boundary conditions and $\gamma = 2$. The solution for this test case has the form

$$\rho = 2 + \frac{1}{10} \sin(\pi(x + y - t)), \quad v_1 = v_2 = 1, \quad p = \frac{1}{\pi} \rho^2. \quad (4.1)$$

A significant advantage of this ansatz is that it is symmetric and spatial derivatives cancel with temporal derivatives as

$$\rho_x = \rho_y = -\rho_t. \quad (4.2)$$

The manufactured solution produces an additional residual term that reads

$$\mathbf{u}_t + \vec{\nabla} \cdot \vec{\mathbf{f}}(\mathbf{u}) = \begin{bmatrix} \frac{1}{10} \pi \cos(\pi(x + y - t)) \\ \frac{1}{10} \pi \cos(\pi(x + y - t)) \left[1 + \frac{2}{\pi} \left(2 + \frac{1}{10} \sin(\pi(x + y - t)) \right) \right] \\ \frac{1}{10} \pi \cos(\pi(x + y - t)) \left[1 + \frac{2}{\pi} \left(2 + \frac{1}{10} \sin(\pi(x + y - t)) \right) \right] \\ \frac{1}{10} \pi \cos(\pi(x + y - t)) \left[1 + \frac{6}{\pi} \left(2 + \frac{1}{10} \sin(\pi(x + y - t)) \right) \right] \end{bmatrix}. \quad (4.3)$$

We run the manufactured solution test case with $T = 1.0$ as the final time. For the computations we use uniform Cartesian meshes with a varying number of elements.

To investigate the accuracy of the DG approximation, we use two polynomial orders $N = 3$ and $N = 4$. We compute the discrete L^2 errors in the conservative variables with LGL quadrature over the entire domain at the final time for different mesh resolutions. For the time integration, we select CK45. We present the experimental order of convergence (EOC) in Table 2 for increasing mesh resolution and the two selected polynomial orders. The results confirm the expected theoretical order of convergence $N + 1$ for the DG method, e.g., [36].

Table 2: Convergence test for the compressible Euler equations with manufactured solution (4.1) for two polynomial orders.

(a) $N = 3$					(b) $N = 4$				
K	$L^2(\rho)$	$L^2(\rho v_1)$	$L^2(\rho v_2)$	$L^2(E)$	K	$L^2(\rho)$	$L^2(\rho v_1)$	$L^2(\rho v_2)$	$L^2(E)$
4^2	1.74E-04	3.37E-04	3.37E-04	6.10E-04	4^2	1.72E-05	2.68E-05	2.68E-05	4.95E-05
8^2	1.72E-05	2.33E-05	2.33E-05	4.38E-05	8^2	6.82E-07	8.92E-07	8.92E-07	1.68E-06
16^2	9.64E-07	1.39E-06	1.39E-06	2.62E-06	16^2	1.86E-08	2.58E-08	2.58E-08	4.69E-08
32^2	6.31E-08	8.80E-08	8.80E-08	1.65E-07	32^2	6.14E-10	8.18E-10	8.18E-10	1.48E-09
avg. EOC	3.81	3.97	3.97	3.95	avg. EOC	4.92	5.00	5.00	5.01

4.1.2. Hyperbolic diffusion solver

Next, we verify the accuracy of the DG implementation of the first-order hyperbolic diffusion system used to approximate the solution of Poisson's equation. For this we consider the general Poisson problem

$$-\vec{\nabla}^2 \phi = f(x, y), \quad (4.4)$$

which can be converted into a hyperbolic system [16, 24, 34] analogous to (2.3)

$$\frac{\partial}{\partial t} \begin{bmatrix} \phi \\ q_1 \\ q_2 \end{bmatrix} + \frac{\partial}{\partial x} \begin{bmatrix} -q_1 \\ -\phi/T_r \\ 0 \end{bmatrix} + \frac{\partial}{\partial y} \begin{bmatrix} -q_2 \\ 0 \\ -\phi/T_r \end{bmatrix} = \begin{bmatrix} f(x, y) \\ -q_1/T_r \\ -q_2/T_r \end{bmatrix}. \quad (4.5)$$

We consider the domain $\Omega = [0, 1]^2$ and take the solution and forcing function in (4.4) to be

$$\phi(x, y) = 2 + 2 \cos(\pi x) \sin(2\pi y) \quad \text{and} \quad f(x, y) = 10\pi^2 \cos(\pi x) \sin(2\pi y). \quad (4.6)$$

Analytical expressions for the auxiliary variables q_1 and q_2 are then determined by differentiation

$$q_1(x, y) = -2\pi \sin(\pi x) \sin(2\pi y) \quad \text{and} \quad q_2(x, y) = 4\pi \cos(\pi x) \cos(2\pi y). \quad (4.7)$$

The boundary conditions are Dirichlet in the x -direction and periodic in the y -direction. In the limit of steady state, the hyperbolic system (4.5) recovers the solution for the Poisson equation (4.4) [16, 17].

We choose two polynomial orders $N = 3$ and $N = 4$ to demonstrate the high-order accuracy of the DG solver applied to the hyperbolic diffusion system, and use the RK3S* scheme for time integration. The discrete L^2 errors for the variables ϕ , q_1 and q_2 are computed on uniform Cartesian meshes of increasing resolution. The EOCs given in Table 3 are the expected optimal order of $N + 1$ in all variables [24]. It is interesting to note that the DG approximation for (4.5) provides a high-order accurate approximation to ϕ as well as its gradient. This is convenient because an accurate approximation of these gradient values is needed for the gravitational coupling terms in (2.1).

Table 3: Convergence test for the hyperbolic diffusion form of the Poisson equation with manufactured solution (4.6) for two polynomial orders. The approximation is high order for the variable ϕ as well as its gradient.

(a) $N = 3$				(b) $N = 4$			
K	$L^2(\phi)$	$L^2(q_1)$	$L^2(q_2)$	K	$L^2(\phi)$	$L^2(q_1)$	$L^2(q_2)$
4^2	3.15E-03	1.24E-02	2.19E-02	4^2	2.51E-04	8.81E-04	1.63E-03
8^2	2.26E-04	8.83E-04	1.50E-03	8^2	8.52E-06	2.88E-05	5.45E-05
16^2	1.50E-05	5.51E-05	9.68E-05	16^2	2.77E-07	9.12E-07	1.76E-06
32^2	9.65E-07	3.32E-06	6.14E-06	32^2	8.85E-09	2.85E-08	5.60E-08
avg. EOC	3.89	3.96	3.93	avg. EOC	4.93	4.97	4.94

4.1.3. Coupled compressible Euler and gravity solver

As a final verification test we apply the method of manufactured solutions to demonstrate the accuracy of the coupled DG simulation for compressible Euler with gravity. For completeness, we examine two coupling strategies:

- Updating the gravity system once in each RK *stage* of the compressible Euler solver,
- Updating the gravity system once in each RK *time step* of the compressible Euler solver,

and show that their respective accuracies differ greatly.

Just as in Section 4.1.1, we take the domain to be $\Omega = [0, 2]^2$ with periodic boundary conditions, set $\gamma = 2$ and take the manufactured solution for the compressible Euler variables to be (4.1). From the density solution ansatz in (4.1), we take the manufactured solution of the gravitational potential to be

$$\phi(x, y) = -\frac{2}{\pi} \frac{1}{10} \sin(\pi(x + y - t)) = -\frac{2}{\pi}(\rho - 2). \quad (4.8)$$

This solution for $\phi(x, y)$ and its gradient

$$q_1 = q_2 = -\frac{1}{5} \cos(\pi(x + y - t)), \quad (4.9)$$

are also periodic in the considered domain. Further, we compute

$$-\vec{\nabla}^2 \phi = -(\phi_{xx} + \phi_{yy}) = -4\pi(\rho - 2) = -4\pi\rho + 8\pi, \quad (4.10)$$

which solves the gravitational Poisson problem (1.1) with the gravitational constant $G = 1$ and a constant residual term of 8π . It is straightforward to compute the remaining residual terms for the compressible Euler equations with gravity (2.1) to be

$$\mathbf{u}_t + \vec{\nabla} \cdot \vec{\mathbf{f}}(\mathbf{u}) = \mathbf{s}(\mathbf{u}) + \begin{bmatrix} \frac{1}{10}\pi \cos(\pi(x + y - t)) \\ \frac{1}{10}\pi \cos(\pi(x + y - t)) \\ \frac{1}{10}\pi \cos(\pi(x + y - t)) \\ \frac{1}{10}\pi \cos(\pi(x + y - t)) \left[1 + \frac{2}{\pi}(2 + \frac{1}{10} \sin(\pi(x + y - t)))\right] \end{bmatrix}, \quad (4.11)$$

where $\mathbf{s}(\mathbf{u})$ are the source terms proportional to the gravity potential as in (2.1).

As in the two previous subsections we choose two polynomial orders $N = 3$ and $N = 4$ to demonstrate the accuracy of the DG solver for the couple simulations. The manufactured solution for the compressible Euler equations with gravity is run to $T = 0.5$ as a final time. Note, the update of the gravitational potential and gradient variables must reach the prescribed tolerance

in either every RK *stage* or in every *time step* of the compressible Euler solver, depending on the coupling strategy we select.

In Table 4, we present the EOCs for the coupled manufactured solution test case where the gravity variables are updated in every RK *stage* using the RK3S* scheme. The discrete L^2 errors for the conservative Euler variables as well as the hyperbolic diffusion variables ϕ , q_1 , and q_2 are computed on uniform Cartesian meshes of increasing resolution. We see that this coupling strategy preserves the high-order accuracy of both DG solvers because the EOC of all solution variables is the optimal convergence order. We also ran the same convergence test configurations using CK45 to integrate both the hydrodynamic variables and hyperbolic gravity variables. The computed L^2 errors in all seven variables as well as their respective EOC were nearly identical to those obtained using the mixed CK45 for Euler and RK3S* for hyperbolic gravity. This confirms the validity of the RK3S* method derived in Section 2.3. Furthermore, this convergence test demonstrates that the choice of the explicit RK scheme used to drive the hyperbolic gravity system to steady state has no significant influence on the overall solution accuracy.

Table 4: Convergence test for manufactured compressible Euler with gravity solution (4.1) and (4.8) coupled within every RK *stage*. This coupling strategy retains the optimal convergence order for all variables.

(a) $N = 3$							
K	$L^2(\rho)$	$L^2(\rho v_1)$	$L^2(\rho v_2)$	$L^2(E)$	$L^2(\phi)$	$L^2(q_1)$	$L^2(q_2)$
4^2	4.37E-04	4.69E-04	4.69E-04	9.72E-04	1.64E-04	8.33E-04	8.33E-04
8^2	2.43E-05	2.60E-05	2.60E-05	5.09E-05	9.90E-06	5.65E-05	5.65E-05
16^2	1.06E-06	1.37E-06	1.37E-06	2.65E-06	6.63E-07	3.77E-06	3.77E-06
32^2	4.73E-08	8.03E-08	8.03E-08	1.56E-07	4.33E-08	2.44E-07	2.44E-07
avg. EOC	4.39	4.17	4.17	4.20	3.96	3.91	3.91

(b) $N = 4$							
K	$L^2(\rho)$	$L^2(\rho v_1)$	$L^2(\rho v_2)$	$L^2(E)$	$L^2(\phi)$	$L^2(q_1)$	$L^2(q_2)$
4^2	3.50E-05	3.38E-05	3.38E-05	6.59E-05	1.15E-05	6.31E-05	6.31E-05
8^2	7.99E-07	9.00E-07	9.00E-07	1.71E-06	3.74E-07	2.11E-06	2.11E-06
16^2	1.95E-08	2.49E-08	2.49E-08	4.78E-08	1.23E-08	6.95E-08	6.95E-08
32^2	5.31E-10	7.73E-10	7.73E-10	1.44E-09	4.03E-10	2.25E-09	2.25E-09
avg. EOC	5.34	5.14	5.14	5.16	4.93	4.93	4.93

Next, we provide the EOCs in Table 5 for polynomial order $N = 3$ of the coupled test case where the gravity variables are updated in every RK *time step*. The results for $N = 4$ are omitted for brevity, but the results are similar. We see that the convergence order in Table 5 has dropped to first order for this coupling strategy. The error is no longer dominated by spatial errors (as all previous results) but instead by the temporal discretization. This is because the gravitational potential is treated as “fixed” for the given RK stages before it is updated again. Thus, to improve the approximation accuracy requires one to shrink CFL_{Eu} to mitigate the error introduced when treating the gravitational potential in this frozen way.

To conclude, coupling of compressible Euler and hyperbolic gravity solvers within every RK *stage* of the Euler solver is preferred, because it preserves the high-order accuracy of the DG spatial approximation. We will investigate further the influence of the coupling strategy on solution quality for a more practical example in self-gravitating flows in Section 4.2.1.

4.2. Applications for self-gravitating gas dynamics

Beyond the verification test cases, we demonstrate the multi-physics capabilities of `Trixi.jl` in simulating two self-gravitating flows. First, in Section 4.2.1, we consider the Jeans instability

Table 5: Convergence test for compressible Euler and gravity manufactured solution test case coupled in every RK *time step* with polynomial order $N = 3$. This demonstrates such a coupling technique introduces a first-order error into the approximation.

K	$L^2(\rho)$	$L^2(\rho v_1)$	$L^2(\rho v_2)$	$L^2(E)$	$L^2(\phi)$	$L^2(q_1)$	$L^2(q_2)$
4^2	7.52E-03	7.55E-03	7.55E-03	1.68E-02	4.79E-03	1.51E-02	1.51E-02
8^2	3.85E-03	3.90E-03	3.90E-03	8.67E-03	2.45E-03	7.69E-03	7.69E-03
16^2	1.95E-03	1.99E-03	1.99E-03	4.43E-03	1.24E-03	3.90E-03	3.90E-03
32^2	9.82E-04	1.01E-03	1.01E-03	2.24E-03	6.25E-04	1.96E-03	1.96E-03
avg. EOC	0.98	0.97	0.97	0.97	0.98	0.98	0.98

[67] that models perturbations and interactions between a gas cloud and gravity. In Section 4.2.2, we exercise the shock capturing and AMR capabilities of `Trixi.jl` to simulate a self-gravitating variant of the Sedov blast wave.

For these simulations we set the steady-state tolerance for the gravity solver to be $\text{tol} = 10^{-4}$ as is often done in astrophysical simulations [68–70]. Moreover, unless stated otherwise, the coupling of the two solvers is performed in every RK *stage* to preserve the high-order spatial accuracy of the DG approximations. All performance tests were conducted on a machine with an Intel Core i7-6850K CPU at 3.60 GHz and 32 GiB main memory. The presented numbers represent the minimum run times out of four separate measurements and were obtained by executing Julia on one thread with bounds checking disabled.

4.2.1. Jeans gravitational instability

A simple example for an instability in a self-gravitating, thermally supported interstellar cloud was first described by Jeans [67]. The linear instability mode is particularly useful to test the coupling of hydrodynamics to gravity, since it is one of the few problems with periodic gravitational potential for which there exists an analytical solution for comparison, e.g., [68, 71]. Approximating the Jeans instability allows for the (numerical) study of pressure-dominated and gravity-dominated flows as well as the oscillation of the self-gravitating gas cloud between the two limits.

The domain is $\Omega = [0, 1]^2$ with periodic boundary conditions for the hydrodynamics as well as gravity components and $\gamma = 5/3$. We summarize the initial conditions in Centimeter-Gram-Seconds (CGS) units here but further details on their interpretation and derivation can be found in [68, 72].

Consider a static medium, with uniform density ρ_0 and pressure p_0 at rest. Further, assume that any fluctuations between density and pressure occur adiabatically, such that $p_0 = \gamma \rho_0$. Now, we suppose that this uniform medium is initially perturbed so that

$$\begin{aligned}
 \rho &= \rho_0 + \rho_1 = \rho_0 \left[1 + \delta_0 \cos(\vec{k} \cdot \vec{x}) \right], \\
 p &= p_0 + p_1 = p_0 \left[1 + \delta_0 \gamma \cos(\vec{k} \cdot \vec{x}) \right], \\
 \vec{v} &= \vec{0},
 \end{aligned} \tag{4.12}$$

where $\delta_0 = 10^{-3}$ is the amplitude of the perturbation and $\vec{k} = (4\pi, 0)^\top [\text{cm}^{-1}]$ is the wave vector that dictates the perturbation mode with the associated wave number $k^2 = \vec{k} \cdot \vec{k}$. The background medium values are taken to be $\rho_0 = 1.5 \cdot 10^7 [\text{g cm}^{-3}]$ and $p_0 = 1.5 \cdot 10^7 [\text{dyn cm}^{-2}]$. The gravitational potential due to the perturbed density is given by [73]

$$-\vec{\nabla}^2 \phi = -4\pi G(\rho - \rho_0) = -4\pi G \rho_1, \tag{4.13}$$

with $G = 6.674 \cdot 10^{-8} \text{ [cm}^3\text{g}^{-1}\text{s}^{-2}\text{]}$ as the gravitational constant. For the initialization of the hyperbolic gravity solver, we assume constant state for the gravitational potential of $\phi = \delta_0 \rho_0$ and a constant zero state for the auxiliary gradient variables in (2.3).

It is possible to obtain the dispersion relation of the self-gravitating fluid perturbation (4.12) by examining a plane wave solution in Fourier space [72] to find

$$\omega^2 = c_0^2 k^2 - 4\pi G \rho_0, \quad (4.14)$$

where $c_0 = \sqrt{\gamma p_0 / \rho_0} \text{ [cm s}^{-1}\text{]}$ is the ambient sound speed. From (4.14) we define the Jeans wave number

$$k_J = \frac{\sqrt{4\pi G \rho_0}}{c_0} \approx 2.75, \quad (4.15)$$

for the considered initial value configuration. The Jeans wave number is of critical importance because it separates between two physically relevant regimes. When $k > k_J$ the perturbation varies periodically in time and the equilibrium is *stable*. That is, the perturbation amplitude simply oscillates transferring energy into gravitational potential (and vice versa). It does not increase with time. If, however, $k < k_J$ the perturbation is unstable and the amplitude grows exponentially in time, leading to a gas cloud that becomes denser and denser, eventually resulting in gravitational collapse [33, 74]. For the perturbation parameters in (4.12), $k = 4\pi > k_J$ and the resulting perturbation is stable.

We simulate the Jeans gravitational perturbation (4.12) with the `Trixi.jl` multi-physics solver on a uniform 16×16 Cartesian mesh with polynomial order $N = 3$ in each spatial direction, resulting in 64^2 degrees of freedom for each equation variable. We run the simulation up to a final time of $T = 5.0 \text{ [s]}$, corresponding to approximately sixteen full oscillations of the perturbation. The standard DGSEM approximation is used for both the compressible Euler solver and the hyperbolic gravity solver.

To examine the behaviour of the Jeans instability, we investigate the bulk values of the kinetic, internal, and potential energies defined by

$$E_{\text{kin}} = \int \frac{\rho}{2} (v_1^2 + v_2^2) d\Omega, \quad E_{\text{int}} = \int \frac{p}{\gamma - 1} d\Omega, \quad E_{\text{pot}} = \int \rho \phi d\Omega. \quad (4.16)$$

We integrate the three energies (4.16) over the entire domain by applying LGL quadrature. Then, we compare these approximate bulk energies against available analytical profiles [68, 71].

In the first simulation of the Jeans gravitational perturbation we, use the CK45 time integration scheme for the compressible Euler as well as hyperbolic gravity solvers. We select the explicit time step for the compressible Euler solver with $\text{CFL}_{\text{Eu}} = 0.5$ and $\text{CFL}_{\text{Gr}} = 0.8$ for the hyperbolic gravity solver. In Fig. 3 we show the resulting kinetic, internal and potential energy profiles as functions of ωt . We see that the multi-physics approximation captures the amplitude and phase of the oscillatory solution very accurately over time, as one expects due to the excellent dissipation and dispersion properties of the DGSEM [75].

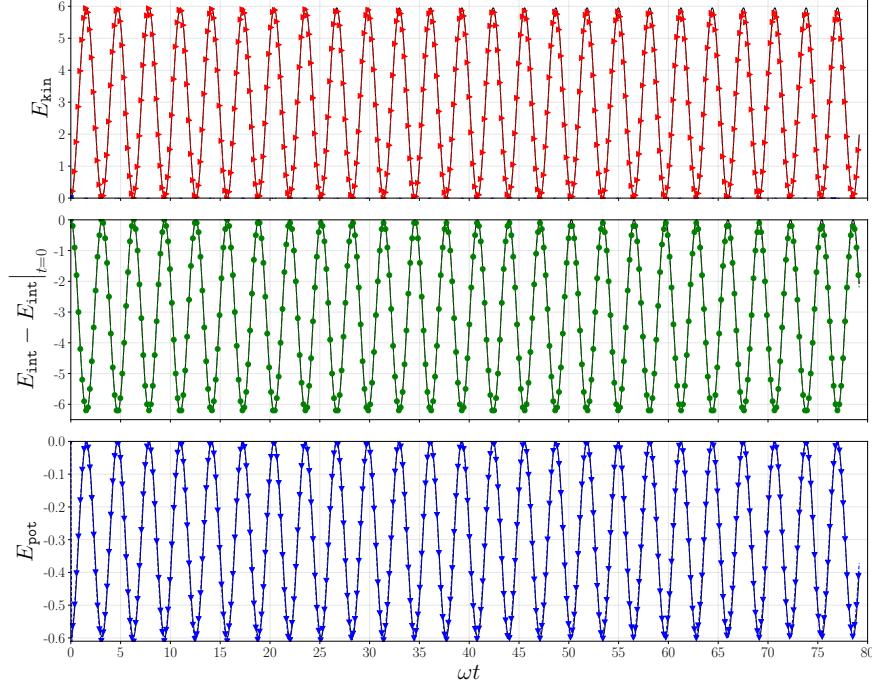


Figure 3: Evolution of the computed kinetic ($--\blacktriangle--$), internal ($--\bullet--$), and potential ($--\blacktriangledown--$) energies for the Jeans instability using polynomial order $N = 3$ on a uniform 16×16 mesh. The analytical ($---$) energies are included for reference. Multi-physics coupling is done in every RK *stage* of the compressible Euler solver with $\text{CFL}_{\text{Eu}} = 0.5$ and $\text{CFL}_{\text{Gr}} = 0.8$ using CK45.

The Jeans instability problem offers an interesting middle ground to investigate computational efficiency and solution accuracy. This is because the Jeans instability is a more physically relevant test setup than the manufactured solution from Section 4.1.3, but still possesses analytical energy profiles that we can compare against. As such, we run another simulation that employs the alternative gravity coupling procedure of “freezing” the gravitational potential within each RK *time step* and evolving the hydrodynamic quantities. We demonstrated in Section 4.1.3 that this introduces a first-order temporal error into the approximation; however, it is interesting to examine how such coupling influences the solution quality for the Jeans instability test case.

As such, we again run the multi-physics solver using CK45 time integration for the compressible Euler and hyperbolic gravity solvers with $\text{CFL}_{\text{Eu}} = 0.5$ and $\text{CFL}_{\text{Gr}} = 0.8$ for time step selection. This time, however, we update the gravitational potential and its gradients after every RK *time step* of the Euler solver. We present the evolution of the kinetic, internal and potential energy profiles in Fig. 4 as functions of ωt . We, again, see that the dispersion errors are very small for the DG approximation of the Jeans instability with this alternative coupling. But, as time progresses, there is a noticeable loss in amplitude of the different energies due to the first-order errors introduced into the approximation. Such errors can be removed by taking a very small value of CFL_{Eu} [71] (for example selecting $\text{CFL}_{\text{Eu}} = 0.01$ produces results nearly identical to Fig. 3), effectively reducing the temporal errors to be of lower magnitude to reveal dominate spatial behavior. However, such a small value of CFL_{Eu} is computationally prohibitive and further reinforces our finding from Section 4.1.3 that a multi-physics coupling procedure that preserves the underlying order of the spatial approximation is also desirable for practical simulations.

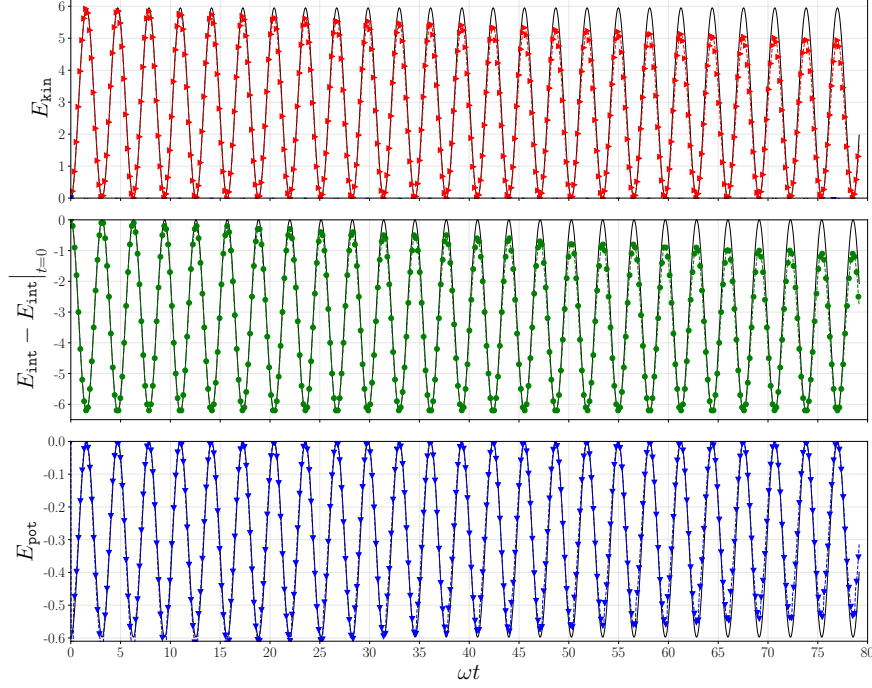


Figure 4: Evolution of the kinetic (--- \blacktriangle), internal (--- \bullet), and potential (--- \blacktriangledown) energies for the Jeans instability using polynomial order $N = 3$ on a uniform 16×16 mesh. The analytical (—) energies are included for reference. Multi-physics coupling is done in every RK *time step* of the compressible Euler solver with $\text{CFL}_{\text{Eu}} = 0.5$ and $\text{CFL}_{\text{Gr}} = 0.8$ using CK45. There is a loss in energy amplitudes due to the first-order coupling.

We also investigate the effect that the optimized method RK3S* from Section 2.3 has in reducing the computational effort for the hyperbolic gravity solver. That is, in each RK *stage* the hyperbolic gravity solver must sub-cycle until the steady-state tolerance of $\text{tol} = 10^{-4}$ is reached. Thus, an obvious first attempt to improve the computational efficiency of the multi-physics implementation is to reduce the number of sub-cycles within each stage. Recall that CK45 and RK3S* both use five RK stages per time step. We again simulate the Jeans instability with $\text{CFL}_{\text{Eu}} = 0.5$ but compare the sub-cycle counts for the hyperbolic gravity solver with the CK45 scheme with $\text{CFL}_{\text{Gr}} = 0.8$ against RK3S* with $\text{CFL}_{\text{Gr}} = 1.2$. These CFL values led to the largest stable explicit time steps that still produced meaningful simulation results.

Histograms in Fig. 5 visualize the sub-cycle frequency of the hyperbolic gravity solver for these two time integration techniques. In this context, a sub-cycle is shorthand for the assembly and evolution of the hyperbolic gravity system by one complete time step within the gravity update loop (see Fig. 2) that consists of five RK stages for either time integration scheme. Note we have removed outlier sub-cycle values that occur only once (e.g., for the initial solve in the first time step) to better illustrate the trend and overall effort of the hyperbolic gravity solver runs.

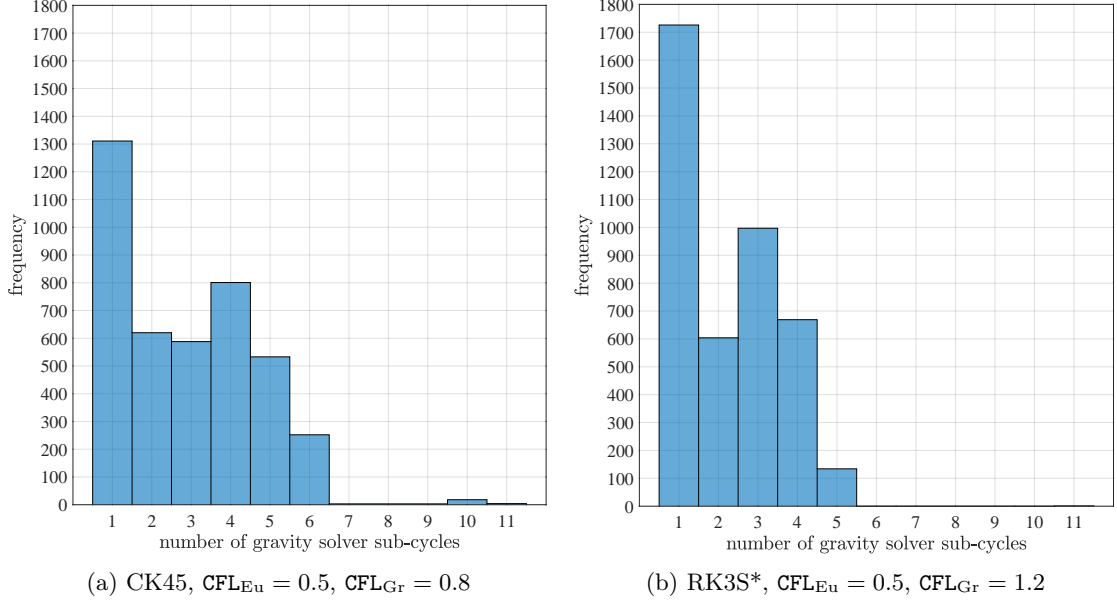


Figure 5: Two runs of the Jeans instability test case with polynomial order $N = 3$ on a uniform 16×16 mesh with different explicit time integration methods. Histograms present the frequency of different sub-cycles counts needed for the hyperbolic gravity solver to reach the steady-state tolerance $\text{tol} = 10^{-4}$ in each RK *stage*. Comparison can be made between the number and distribution of gravity solver sub-cycles necessary for CK45 (left) or RK3S* (right) optimized for the hyperbolic diffusion system (2.3).

The results shown in Fig. 5 demonstrate that the number of gravity solver sub-cycles is concentrated near one or two iterations for either time integration scheme. So, using the hyperbolic gravity variables from the previous compressible Euler RK stage as the initial guess for the next hyperbolic gravity solve works well to keep the number sub-cycles to update the gravitational potential small. However, the spread of the sub-cycle iteration number is wider for the standard CK45 time integrator compared to RK3S* that was optimized to take larger explicit time steps for the hyperbolic gravity problem. Apart from the concentration of the sub-cycle distribution it is also noteworthy that the raw number of hyperbolic gravity sub-cycles for CK45 was 12,055 whereas RK3S* required only 9,344. Therefore, not only is the distribution of sub-cycles more skewed toward lower values for RK3S*, but the computational effort for the gravity solver is also decreased by approximately 22 %. We would like to emphasize that this performance improvement does not negatively impact solution accuracy, as discussed in Section 4.1.3, and that it can be applied immediately if 3S* RK schemes are already supported by the implementation.

4.2.2. Sedov explosion with self-gravity

As a final numerical example we consider a modification of the Sedov blast wave problem that incorporates the effects of gravitational acceleration [68]. The hydrodynamic setup of the Sedov explosion [76] is a difficult one, as it involves strong shocks and complex fluid interactions. We include it to demonstrate the shock capturing and AMR capabilities of `Trixi.jl` to resolve the cylindrical Sedov blast wave. Additionally, it highlights that the treatment of the gravitational potential as a hyperbolic system (2.3) is immediately amenable to AMR through a standard mortar method. No further considerations are necessary to approximate the gravitational potential on non-conforming meshes.

The initial configuration of the Sedov problem deposits the explosion energy E into a single point in a medium of uniform ambient density ρ_{am} and pressure p_{am} . In practice, the initialization

of the Sedov problem is delicate because this energetic area is typically smaller than the grid resolution. Therefore, we follow an approach similar to Fryxell et al. [2] to convert the explosion energy into a pressure contained within a resolvable area center of radius r_{ini} by

$$p_{\text{ini}} = \frac{(\gamma - 1)E}{\pi r_{\text{ini}}}. \quad (4.17)$$

This pressure is then used for the discretization points where $r < r_{\text{ini}}$. For the simulation we choose r_{ini} to be four times as large as the initial grid spacing, which helps to minimize effects due to the Cartesian geometry of the computational grid.

We consider the Sedov explosion parameters in CGS units to be $p_{\text{am}} = 10^{-5}$ [dyn cm⁻²], $E = 1$ [erg], and $v_1 = v_2 = 0$ [cm s⁻¹], and we set $\gamma = 1.4$. The computational domain $\Omega = [-4, 4]^2$ [cm²] is discretized by an adaptive mesh with a minimum element length $h = 0.03125$ [cm]. Thus, the value $r_{\text{ini}} = 0.125$ [cm] is used in (4.17). The gravitational constant is $G = 6.674 \cdot 10^{-8}$ [cm³g⁻¹s⁻²]. For the gravitational potential it is customary to assume that it vanishes at large distances away from a localized region of non-zero density, e.g., [6, 68, 77]. Therefore, we localize the ambient density, ρ_{am} , to be contained in a disc of radius $r_{\rho} = 1$ [cm] such that

$$\rho_{\text{am}} [\text{g cm}^{-3}] = \begin{cases} 1, & r \leq r_{\rho} \\ 10^{-5}, & r > r_{\rho}. \end{cases} \quad (4.18)$$

The transition between inner and ambient state for both pressure and density is smoothened by a logistic function with steepness $k = 150$ [cm⁻¹]. We set the Dirichlet boundary conditions at the four edges of the domain to be the ambient flow states for the hydrodynamic variables and zero for the hyperbolic gravity system.

We approximate the hydrodynamic and hyperbolic gravity solutions with polynomial order $N = 3$ and run the simulation to a final time of $T = 1.0$. We select a time step with $\text{CFL}_{\text{Eu}} = 0.5$ for CK45 and $\text{CFL}_{\text{Gr}} = 1.2$ using RK3S*. The compressible Euler solver uses the split-form DGSEM feature of `Trixi.jl` with the shock capturing scheme by Hennemann et al. [51] as described in Section 2.2, while the hyperbolic gravity solver uses the standard DGSEM formulation. During the simulation, the mesh is adaptively coarsened and refined after every time step of the compressible Euler solver. The mesh resolution spans seven refinement levels, where $h = 2.0$ [cm] at the base level ($l = 2$) and $h = 0.03125$ [cm] at the highest refinement level ($l = 8$), see Fig. 6. We evaluate the same indicator function for AMR as for shock capturing. Elements with $\alpha_{\text{AMR}} > 0.0003$ are assigned a target refinement level of $l = 8$, all other elements are assigned a target level of $l = 2$. The value of the AMR indicator λ is based on whether an element matches its target level or needs to be adapted, and the 2:1 balancing algorithm automatically ensures a smoothly varying mesh resolution. For details, see the description in Section 3.1.

We present the approximate density and gravitational potential at the intermediate time $T = 0.5$ and final time $T = 1.0$ in the first and third rows of Fig. 7. The density pseudocolor plots, in the top row, also give an overlay of the joint AMR grid that is shared by both solvers. The second and fourth rows of Fig. 7 extract a slice of the density and gravitational potential solutions along the horizontal line from the origin to the edge of the domain in the positive x -direction. The shapes of these one-dimensional profiles match well with the results for a similar self-gravitating Sedov explosion test available in [68]. Furthermore, we create a reference solution for this test problem using a high-resolution run on a uniform mesh at the finest AMR level with polynomial order $N = 3$ in each spatial direction. The one-dimensional profile slices in Fig. 7 reveal that the solutions on the adaptive mesh are virtually indistinguishable from the reference result.




Figure 6: Adaptive mesh for self-gravitating Sedov explosion with seven different refinement levels at $T = 0.0$ (left), $T = 0.5$ (center), and $T = 1.0$ (right).

As a final result, the computational effort of `Trixi.jl` to solve the self-gravitating Sedov explosion with a uniform and an adaptive mesh is presented in Table 6. It is worth noting that the percentage figures of the gravity solver are comparable to other multi-physics solvers, where a bulk of the computation is spent updating the gravity, cf. [15, 30]. In this sense, the update to the gravitational potential is always expensive compared to the hydrodynamics solver. We further see that activating AMR for this test case decreases the overall run time by approximately a factor of 19, while there is minimal difference between the reference and adaptive solutions for the self-gravitating Sedov blast wave. This demonstrates a novel advantage of non-conforming DG with AMR capabilities and the hyperbolic gravity formulation. It is possible to accurately and rapidly approximate the solution of an elliptic problem in a hyperbolic fashion.

Table 6: Run time measurements for simulating the self-gravitating Sedov blast with a uniform and an adaptive mesh. The uniform mesh is at refinement level $l = 8$, while the adaptive mesh is at multiple levels $l \in [2, 8]$ with adaptation performed after every time step of the compressible Euler solver.

	Uniform mesh		Adaptive mesh	
Compressible Euler solver	652.8 s	46.3%	39.2 s	52.4%
Gravity solver	758.0 s	53.7%	26.5 s	35.4%
AMR	—	—	9.1 s	12.1%
Total	1410.8 s	100.0%	74.8 s	100.0%

5. Conclusions

In this paper, we adapted Nishikawa’s idea for solving the Poisson equation as a hyperbolic diffusion system to the context of self-gravitating flows. Then, the hydrodynamics and hyperbolic gravity approximations were both built from a nodal discontinuous Galerkin method. This allowed us to treat the elliptic problem for Newtonian gravity in a fully explicit hyperbolic fashion, and we verified that we are able to obtain high-order accurate solutions for both single- and multi-physics simulations. By treating the elliptic problem in a purely hyperbolic way, it inherits the full functionality and accuracy of the nodal discontinuous Galerkin method. Most notably, the ability to do non-conforming approximations via mortars and to solve the elliptic gravity problem on an adaptive grid is retained without any modifications. In addition, coupling the flow and the gravity solver in *each* Runge-Kutta stage preserves and carries over the high-order benefits from the single-physics into the multi-physics context. Borrowing ideas from the

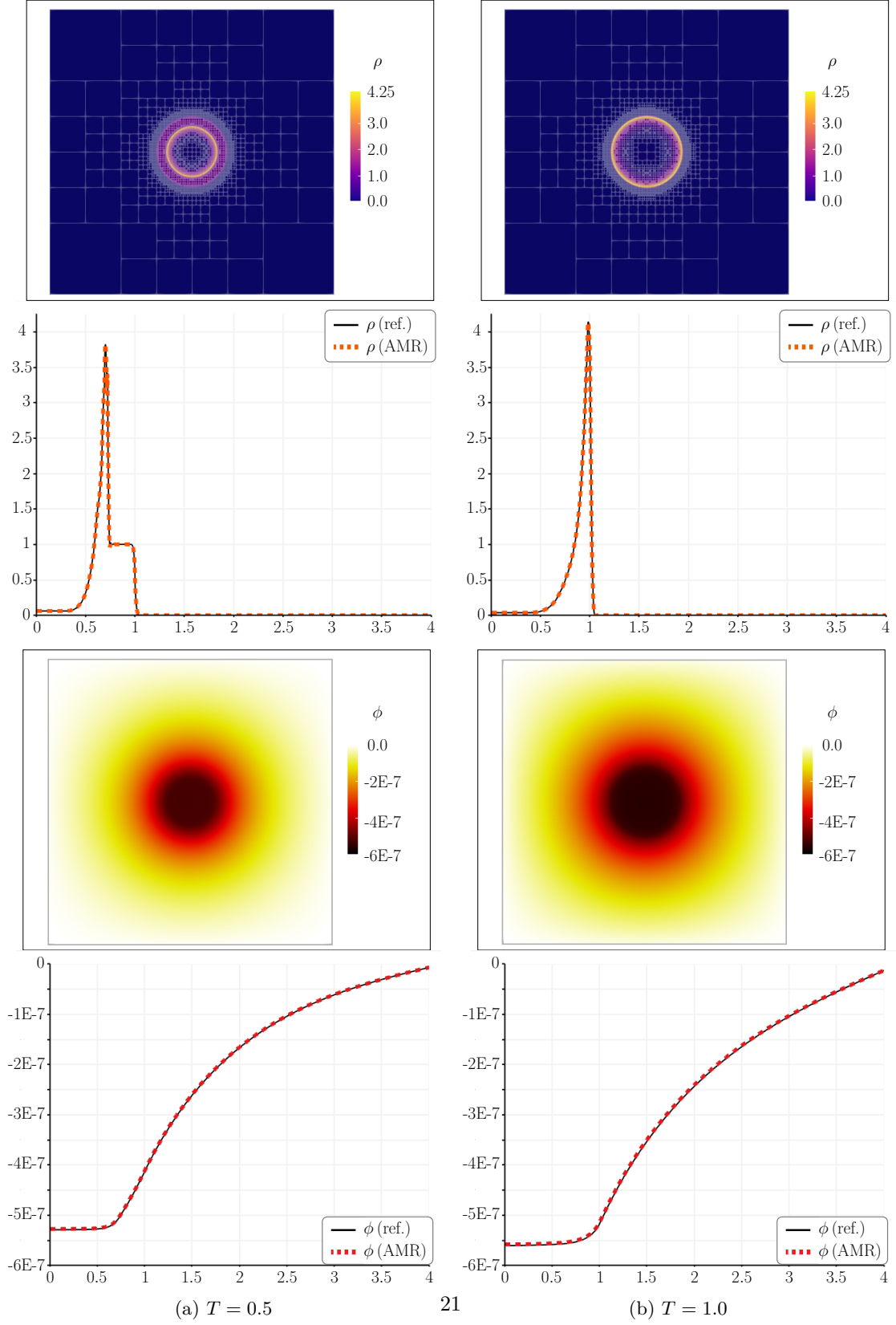


Figure 7: Self-gravitating Sedov explosion approximated with polynomial order $N = 3$ on an AMR grid with four levels of possible refinement. (first and third row) Two dimensional plots of the density and gravitational potential at two times. The white overlay of squares in the density plots shows the AMR grids used by both solvers. (second and last row) One dimensional slices of the solutions along a line from the origin to the edge of the domain in the positive x -direction.

time integration community, we optimized a Runge-Kutta scheme to reduce computational effort and to accelerate the hyperbolic gravity solution to steady state. All results in this paper were obtained with the open-source simulation framework `Trixi.jl`, which is available as a registered Julia package. To allow reproducing our findings and to invite further collaboration, we also made the corresponding setup files publicly available online [32].

Acknowledgments

Michael Schlottke-Lakemper thanks Stefanie Walch for valuable insights on the application and performance of astrophysical simulation methods. Andrew Winters thanks Johannes Markert for helpful discussions on gravitational solvers and astrophysical applications. Gregor Gassner thanks the European Research Council for funding through the ERC Starting Grant “An Exascale aware and Un-crashable Space-Time-Adaptive Discontinuous Spectral Element Solver for Non-Linear Conservation Laws” (**Extreme**). Research reported in this publication was supported by the King Abdullah University of Science and Technology (KAUST).

References

- [1] J. M. Stone, M. L. Norman, ZEUS-2D: A radiation magnetohydrodynamics code for astrophysical flows in two space dimensions. I - The hydrodynamic algorithms and tests. II - The magnetohydrodynamic algorithms and tests, *Astrophys. J. Supplement Series* 80 (1992) 753. doi:10.1086/191680.
- [2] B. Fryxell, K. Olson, P. Ricker, F. Timmes, M. Zingale, D. Lamb, P. MacNeice, R. Rosner, J. Truran, H. Tufo, FLASH: An adaptive mesh hydrodynamics code for modeling astrophysical thermonuclear flashes, *The Astrophysical Journal Supplement Series* 131 (1) (2000) 273–334.
- [3] R. Teyssier, Cosmological hydrodynamics with adaptive mesh refinement, *Astron. Astrophys.* 385 (1) (2002) 337–364. doi:10.1051/0004-6361:20011817.
- [4] A. S. Almgren, V. E. Beckner, J. B. Bell, M. S. Day, L. H. Howell, C. C. Joggerst, M. J. Lijewski, A. Nonaka, M. Singer, M. Zingale, CASTRO: A New Compressible Astrophysical Solver. I. Hydrodynamics and Self-gravity, *Astrophys. J.* 715 (2) (2010) 1221–1238. doi:10.1088/0004-637x/715/2/1221.
- [5] G. L. Bryan, M. L. Norman, B. W. O’Shea, T. Abel, J. H. Wise, M. J. Turk, D. R. Reynolds, D. C. Collins, P. Wang, S. W. Skillman, B. Smith, R. P. Harkness, J. Bordner, J. hoon Kim, M. Kuhlen, H. Xu, N. Goldbaum, C. Hummels, A. G. Kritsuk, E. Tasker, S. Skory, C. M. Simpson, O. Hahn, J. S. Oishi, G. C. So, F. Zhao, R. Cen, Y. Li, ENZO: An Adaptive Mesh Refinement Code for Astrophysics, *Astrophys. J. Supplement Series* 211 (2) (2014) 19. doi:10.1088/0067-0049/211/2/19.
- [6] D. A. Hubber, G. P. Rosotti, R. A. Booth, GANDALF—Graphical astrophysics code for N -body dynamics and Lagrangian fluids, *Monthly Notices of the Royal Astronomical Society* 473 (2) (2018) 1603–1632.
- [7] J. M. Stone, K. Tomida, C. J. White, K. G. Felker, The Athena++ Adaptive Mesh Refinement Framework: Design and Magnetohydrodynamic Solvers, *Astrophys. J. Supplement Series* (2020). arXiv:2005.06651v1, doi:10.3847/1538-4365/ab929b.

- [8] H.-Y. K. Yang, P. M. Ricker, P. M. Sutter, The Influence of Concentration and Dynamical State on Scatter in the Galaxy Cluster Mass-Temperature Relation, *Astrophys. J.* 699 (1) (2009) 315–329. doi:10.1088/0004-637x/699/1/315.
- [9] J. A. ZuHone, M. Markevitch, R. E. Johnson, Stirring Up the Pot: Can Cooling Flows in Galaxy Clusters be Quenched by Gas Sloshing?, *Astrophys. J.* 717 (2) (2010) 908–928. doi:10.1088/0004-637x/717/2/908.
- [10] S. M. Couch, C. Graziani, N. Flocke, An Improved Multipole Approximation for Self-gravity and Its Importance for Core-collapse Supernova Simulations, *Astrophys. J.* 778 (2) (2013) 181. doi:10.1088/0004-637x/778/2/181.
- [11] M. A. Latif, S. Zaroubi, M. Spaans, The impact of Lyman α trapping on the formation of primordial objects, *Mon. Not. R. Astron. Soc.* 411 (3) (2010) 1659–1670. doi:10.1111/j.1365-2966.2010.17796.x.
- [12] C. Federrath, R. S. Klessen, The Star Formation Rate of Turbulent Magnetized Clouds: Comparing Theory, Simulations, and Observations, *Astrophys. J.* 761 (2) (2012) 156. doi:10.1088/0004-637x/761/2/156.
- [13] P. M. Ricker, A Direct Multigrid Poisson Solver for Oct-Tree Adaptive Meshes, *Astrophys. J. Supplement Series* 176 (1) (2008) 293–300. doi:10.1086/526425.
- [14] J. Barnes, P. Hut, A hierarchical $O(N \log N)$ force-calculation algorithm, *Nat.* 324 (6096) (1986) 446–449. doi:10.1038/324446a0.
- [15] R. Wünsch, S. Walch, F. Dinnbier, A. Whitworth, Tree-based solvers for adaptive mesh refinement code FLASH – I: gravity and optical depths, *Mon. Not. R. Astron. Soc.* 475 (3) (2018) 3393–3418. doi:10.1093/mnras/sty015.
- [16] H. Nishikawa, A first-order system approach for diffusion equation. I: Second-order residual-distribution schemes, *J. Comput. Phys.* 227 (1) (2007) 315–352. doi:10.1016/j.jcp.2007.07.029.
- [17] C. Cattaneo, A form of heat-conduction equations which eliminates the paradox of instantaneous propagation, *Ct. R. Acad. Sci., Paris* 247 (1958) 431–433.
- [18] G. B. Nagy, O. E. Ortiz, O. A. Reula, The behavior of hyperbolic heat equations’ solutions near their parabolic limits, *J. Math. Phys.* 35 (8) (1994) 4334–4356. doi:10.1063/1.530856.
- [19] R. J. Leveque, H. C. Yee, A study of numerical methods for hyperbolic conservation laws with stiff source terms, *J. Comput. Phys.* 86 (1) (1990) 187–210. doi:10.1016/0021-9991(90)90097-k.
- [20] L. Li, J. Lou, H. Luo, H. Nishikawa, A new formulation of hyperbolic Navier-Stokes solver based on finite volume method on arbitrary grids, in: 2018 Fluid Dynamics Conference, 2018, p. 4160.
- [21] H. Nishikawa, First, second, and third order finite-volume schemes for advection–diffusion, *J. Comput. Phys.* 273 (2014) 287–309. doi:10.1016/j.jcp.2014.05.021.
- [22] H. T. Ahn, Hyperbolic cell-centered finite volume method for steady incompressible Navier-Stokes equations on unstructured grids, *Computers & Fluids* 200 (2020) 104434.

- [23] A. S. Chamarthi, K. Komurasaki, R. Kawashima, High-order upwind and non-oscillatory approach for steady state diffusion, advection–diffusion and application to magnetized electrons, *Journal of Computational Physics* 374 (2018) 1120–1151.
- [24] J. Lou, X. Liu, H. Luo, H. Nishikawa, Reconstructed discontinuous Galerkin methods for hyperbolic diffusion equations on unstructured grids, *Communications in Computational Physics* 25 (2019) 1302–1327.
- [25] A. Mazaheri, H. Nishikawa, Efficient high-order discontinuous Galerkin schemes with first-order hyperbolic advection–diffusion system approach, *Journal of Computational Physics* 321 (2016) 729–754.
- [26] D. C. Black, P. Bodenheimer, Evolution of rotating interstellar clouds. I - Numerical techniques, *Astrophys. J.* 199 (1975) 619. doi:10.1086/153729.
- [27] D. W. Peaceman, H. H. Rachford, The Numerical Solution of Parabolic and Elliptic Differential Equations, *J. Soc. Ind. Appl. Math.* 3 (1) (1955) 28–41. doi:10.1137/0103003.
- [28] J. Krebs, W. Hillebrandt, The interaction of supernova shockfronts and nearby interstellar clouds, *Astron. Astrophys.* 128 (2) (1983) 411–419.
- [29] M. L. Norman, K.-H. A. Winkler, 2-D Eulerian Hydrodynamics with Fluid Interfaces, Self-Gravity and Rotation, in: *Astrophysical Radiation Hydrodynamics*, 1986, pp. 187–222.
- [30] R. Hirai, H. Nagakura, H. Okawa, K. Fujisawa, Hyperbolic self-gravity solver for large scale hydrodynamical simulations, *Phys. Rev. D* 93 (8) (2016). doi:10.1103/physrevd.93.083006.
- [31] M. Schlottke-Lakemper, G. J. Gassner, H. Ranocha, A. R. Winters, Trixi.jl: A flexible tree-based numerical simulation framework for PDEs written in Julia (2020). doi:10.5281/zenodo.3996439.
URL <https://github.com/trixi-framework/Trixi.jl>
- [32] M. Schlottke-Lakemper, A. R. Winters, H. Ranocha, G. J. Gassner, Self-gravitating gas dynamics simulations with Trixi.jl (2020). doi:10.5281/zenodo.3996575.
URL <https://github.com/trixi-framework/paper-self-gravitating-gas-dynamics>
- [33] S. Chandrasekhar, *Hydrodynamic and Hydromagnetic Stability*, Dover Books on Physics Series, Dover Publications, 1961.
- [34] H. Nishikawa, First-, second-, and third-order finite-volume schemes for diffusion, *J. Comput. Phys.* 256 (2014) 791–805. doi:10.1016/j.jcp.2013.09.024.
- [35] H. Gomez, I. Colominas, F. Navarrina, J. París, M. Casteleiro, A hyperbolic theory for advection-diffusion problems: Mathematical foundations and numerical modeling, *Archives of Computational Methods in Engineering* 17 (2) (2010) 191–211.
- [36] D. A. Kopriva, *Implementing Spectral Methods for Partial Differential Equations: Algorithms for Scientists and Engineers*, Springer, 2009. doi:10.1007/978-90-481-2261-5.
- [37] F. Hindenlang, G. J. Gassner, C. Altmann, A. Beck, M. Staudenmaier, C.-D. Munz, Explicit discontinuous Galerkin methods for unsteady problems, *Comput. Fluids* 61 (2012) 86–93. doi:10.1016/j.compfluid.2012.03.006.

- [38] M. Schlottke-Lakemper, A. Niemöller, M. Meinke, W. Schröder, Efficient parallelization for volume-coupled multiphysics simulations on hierarchical Cartesian grids, *Comput. Methods Appl. Mech. Eng.* 352 (2019) 461–487. doi:10.1016/j.cma.2019.04.032.
- [39] A. Harten, P. D. Lax, B. v. Leer, On upstream differencing and Godunov-type schemes for hyperbolic conservation laws, *SIAM review* 25 (1) (1983) 35–61.
- [40] Eleuterio F. Toro, *Riemann Solvers and Numerical Methods for Fluid Dynamics*, Springer-Verlag Berlin Heidelberg, 2009.
- [41] G. J. Gassner, A Skew-Symmetric Discontinuous Galerkin Spectral Element Discretization and Its Relation to SBP-SAT Finite Difference Methods, *SIAM J. Sci. Comput.* 35 (3) (2013) A1233–A1253. doi:10.1137/120890144.
- [42] T. C. Fisher, M. H. Carpenter, J. Nordström, N. K. Yamaleev, C. Swanson, Discretely conservative finite-difference formulations for nonlinear conservation laws in split form: Theory and boundary conditions, *J. Comput. Phys.* 234 (2013) 353–375. doi:10.1016/j.jcp.2012.09.026.
- [43] M. H. Carpenter, T. C. Fisher, E. J. Nielsen, S. H. Frankel, Entropy Stable Spectral Collocation Schemes for the Navier–Stokes Equations: Discontinuous Interfaces, *SIAM J. Sci. Comput.* 36 (5) (2014) B835–B867. doi:10.1137/130932193.
- [44] G. J. Gassner, A. R. Winters, D. A. Kopriva, Split form nodal discontinuous Galerkin schemes with summation-by-parts property for the compressible Euler equations, *J. Comput. Phys.* 327 (2016) 39–66. doi:10.1016/j.jcp.2016.09.013.
- [45] G. J. Gassner, A. R. Winters, F. J. Hindenlang, D. A. Kopriva, The BR1 Scheme is Stable for the Compressible Navier–Stokes Equations, *J. Sci. Comput.* 77 (1) (2018) 154–200. doi:10.1007/s10915-018-0702-1.
- [46] E. Tadmor, Entropy stability theory for difference approximations of nonlinear conservation laws and related time-dependent problems, *Acta Numerica* 12 (2003) 451–512. doi:10.1017/S0962492902000156.
- [47] F. Ismail, P. L. Roe, Affordable, entropy-consistent Euler flux functions II: Entropy production at shocks, *Journal of Computational Physics* 228 (15) (2009) 5410–5436. doi:10.1016/j.jcp.2009.04.021.
- [48] P. Chandrashekar, Kinetic energy preserving and entropy stable finite volume schemes for compressible Euler and Navier-Stokes equations, *Communications in Computational Physics* 14 (5) (2013) 1252–1286. doi:10.4208/cicp.170712.010313a.
- [49] H. Ranocha, Generalised summation-by-parts operators and entropy stability of numerical methods for hyperbolic balance laws, Ph.D. thesis, TU Braunschweig (02 2018).
- [50] P. Chandrashekar, Kinetic energy preserving and entropy stable finite volume schemes for compressible Euler and Navier-Stokes equations, *Communications in Computational Physics* 14 (2013) 1252–1286.
- [51] S. Hennemann, A. Rueda-Ramírez, F. Hindenlang, G. Gassner, A provably entropy stable subcell shock capturing approach for high order split form DG for the compressible Euler equations, *J. Comput. Phys.* (submitted) (2020).

- [52] D. A. Kopriva, A Conservative Staggered-Grid Chebyshev Multidomain Method for Compressible Flows. II. A Semi-Structured Method, *J. Comput. Phys.* 128 (2) (1996) 475–488. doi:10.1006/jcph.1996.0225.
- [53] D. A. Kopriva, S. L. Woodruff, M. Hussaini, Computation of electromagnetic scattering with a non-conforming discontinuous spectral element method, *Int. J. Numer. Methods Eng.* 53 (2002) 105–222. doi:10.1002/nme.394.
- [54] T. Bui-Thanh, O. Ghattas, Analysis of an *hp*-nonconforming discontinuous Galerkin spectral element method for wave propagation, *SIAM Journal on Numerical Analysis* 50 (3) (2012) 1801–1826.
- [55] M. H. Carpenter, C. Kennedy, Fourth-order 2N-storage Runge-Kutta schemes, NASA Report TM 109112, NASA Langley Research Center (1994).
- [56] N. A. Loppi, F. D. Witherden, A. Jameson, P. E. Vincent, Locally adaptive pseudo-time stepping for high-order flux reconstruction, *Journal of Computational Physics* 399 (2019) 108913. doi:10.1016/j.jcp.2019.108913.
- [57] B. C. Vermeire, N. A. Loppi, P. E. Vincent, Optimal embedded pair Runge-Kutta schemes for pseudo-time stepping, *Journal of Computational Physics* (2020) 109499 doi:10.1016/j.jcp.2020.109499.
- [58] M. Parsani, D. I. Ketcheson, W. Deconinck, Optimized explicit Runge-Kutta schemes for the spectral difference method applied to wave propagation problems, *SIAM Journal on Scientific Computing* 35 (2) (2013) A957–A986. doi:10.1137/120885899.
- [59] D. Ketcheson, A. Ahmadi, Optimal stability polynomials for numerical integration of initial value problems, *Communications in Applied Mathematics and Computational Science* 7 (2) (2013) 247–271. doi:10.2140/camcos.2012.7.247.
- [60] D. I. Ketcheson, Runge-Kutta methods with minimum storage implementations, *Journal of Computational Physics* 229 (5) (2010) 1763–1773. doi:10.1016/j.jcp.2009.11.006.
- [61] D. I. Ketcheson, M. Parsani, Z. J. Grant, A. Ahmadi, H. Ranocha, RK-Opt: A Package for the Design of Numerical ODE Solvers (2020).
URL <https://github.com/ketch/RK-Opt>
- [62] MathWorks, MATLAB (2019).
URL <https://mathworks.com/products/matlab.html>
- [63] D. I. Ketcheson, H. Ranocha, M. Parsani, U. bin Waheed, Y. Hadjimichael, NodePy: A Package for the Analysis of Numerical ODE Solvers (2020).
URL <https://github.com/ketch/nodepy>
- [64] D. Derigs, A. R. Winters, G. J. Gassner, S. Walch, M. Böhm, Ideal GLM-MHD: About the entropy consistent nine-wave magnetic field divergence diminishing ideal magnetohydrodynamics equations, *Journal of Computational Physics* 364 (2018) 420–467.
- [65] J. Bezanson, A. Edelman, S. Karpinski, V. B. Shah, Julia: A fresh approach to numerical computing, *SIAM Review* 59 (1) (2017) 65–98. arXiv:1411.1607, doi:10.1137/141000671.

- [66] G. Gassner, F. Hindenlang, C. Munz, A Runge-Kutta based discontinuous Galerkin method with time accurate local time stepping, *Adaptive High-Order Methods in Computational Fluid Dynamics 2* (2011) 95–118.
- [67] J. H. Jeans, The stability of a spherical nebula, *Philosophical Transactions of the Royal Society of London A: Mathematical, Physical and Engineering Sciences* 199 (312-320) (1902) 1–53. doi:10.1098/rsta.1902.0012.
- [68] Flash Center for Computational Science, University of Chicago, FLASH User’s Guide.
URL http://flash.uchicago.edu/site/flashcode/user_support/flash4_ug_4p62.pdf
- [69] P. Ricker, A direct multigrid Poisson solver for oct-tree adaptive meshes, *The Astrophysical Journal Supplement Series* 176 (1) (2008) 293.
- [70] J. Huang, L. Greengard, A fast direct solver for elliptic partial differential equations on adaptively refined meshes, *SIAM Journal on Scientific Computing* 21 (4) (1999) 1551–1566.
- [71] D. Derigs, A. R. Winters, G. J. Gassner, S. Walch, A novel high-order, entropy stable, 3D AMR MHD solver with guaranteed positive pressure, *Journal of Computational Physics* 317 (2016) 223–256.
- [72] D. Hubber, S. Goodwin, A. P. Whitworth, Resolution requirements for simulating gravitational fragmentation using SPH, *Astronomy & Astrophysics* 450 (3) (2006) 881–886.
- [73] J. Binney, S. Tremaine, *Galactic Dynamics: Second Edition*, Princeton Series in Astrophysics, Princeton University Press, 2011.
URL <https://books.google.se/books?id=6mF4CKx1bLsC>
- [74] W. Bonnor, Jeans’ formula for gravitational instability, *Monthly Notices of the Royal Astronomical Society* 117 (1) (1957) 104–117.
- [75] M. Ainsworth, Dispersive and dissipative behaviour of high order discontinuous Galerkin finite element methods, *Journal of Computational Physics* 198 (2004) 106–130.
- [76] L. I. Sedov, *Similarity and dimensional methods in mechanics*, CRC press, 1993.
- [77] M. P. Katz, M. Zingale, A. C. Calder, F. D. Swesty, A. S. Almgren, W. Zhang, White dwarf mergers on adaptive meshes. I. methodology and code verification, *The Astrophysical Journal* 819 (2) (2016) 94.