

CSCL: Critical Semantic-Consistent Learning for Unsupervised Domain Adaptation

Jiahua Dong^{1,2,3} [0000-0001-8545-4447], Yang Cong^{1,2,*}, Gan Sun^{1,2,**},
Yuyang Liu^{1,2,3}, and Xiaowei Xu⁴

¹ State Key Laboratory of Robotics, Shenyang Institute of Automation,
Chinese Academy of Sciences, Shenyang, 110016, China.

² Institutes for Robotics and Intelligent Manufacturing,
Chinese Academy of Sciences, Shenyang, 110016, China.

³ University of Chinese Academy of Sciences, Beijing, 100049, China.

⁴ Department of Information Science, University of Arkansas at Little Rock, USA.
{dongjiahua, liuyuyang}@sia.cn, {congyang81, sungan1412}@gmail.com,
xwxu@ualr.edu

Abstract. Unsupervised domain adaptation without consuming annotation process for unlabeled target data attracts appealing interests in semantic segmentation. However, 1) existing methods neglect that not all semantic representations across domains are transferable, which cripples domain-wise transfer with untransferable knowledge; 2) they fail to narrow category-wise distribution shift due to category-agnostic feature alignment. To address above challenges, we develop a new Critical Semantic-Consistent Learning (CSCL) model, which mitigates the discrepancy of both domain-wise and category-wise distributions. Specifically, a critical transfer based adversarial framework is designed to highlight transferable domain-wise knowledge while neglecting untransferable knowledge. Transferability-critic guides transferability-quantizer to maximize positive transfer gain under reinforcement learning manner, although negative transfer of untransferable knowledge occurs. Meanwhile, with the help of confidence-guided pseudo labels generator of target samples, a symmetric soft divergence loss is presented to explore inter-class relationships and facilitate category-wise distribution alignment. Experiments on several datasets demonstrate the superiority of our model.

Keywords: unsupervised domain adaptation, semantic segmentation, adversarial learning, reinforcement learning, pseudo label

1 Introduction

Convolutional neural networks relying on a large amount of annotations have achieved significant successes in many computer vision tasks, *e.g.*, semantic segmentation [2, 31, 45]. Unfortunately, the learned models could not generalize well to the unlabeled target domain, especially when there is a large

* The corresponding author is Prof. Yang Cong.

** The author contributes equally to this work.

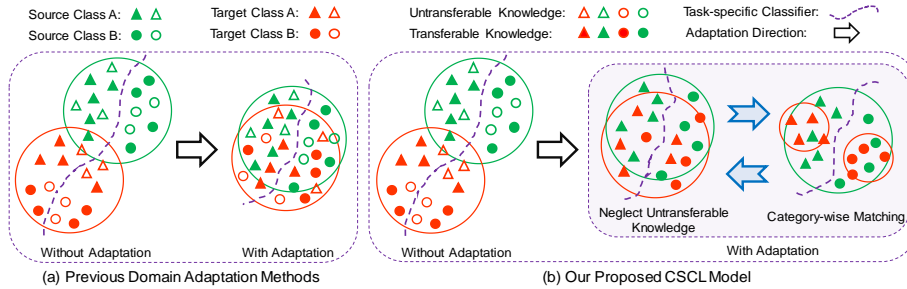


Fig. 1. Illustration of previous domain adaptation methods and our proposed CSCL model. (a): Existing models neglect the negative transfer brought by untransferable knowledge, and result in the category-wise distribution mismatch due to the lack of valid labels of target samples. (b): As for our CSCL model, a critical transfer based adversarial framework is developed to prevent the negative transfer of untransferable knowledge. Moreover, a symmetric soft divergence loss is designed to align category-wise distributions with the assistance of a confidence-guided pseudo labels generator.

distribution gap between the training and evaluation datasets. Unsupervised domain adaptation [11, 29, 33, 47] shows appealing segmentation performance for unlabeled target domain by transferring effective domain-invariant knowledge from labeled source domain. To this end, enormous related state-of-the-art models [9, 20, 24, 34, 35] are developed to mitigate the distribution discrepancy between different datasets.

However, most existing methods [10, 13, 20, 21, 24, 34] ignore the fact that not all semantic representations among source and target datasets are transferable, while forcefully taking advantage of untransferable knowledge leads to negative domain-wise transfer, as shown in Fig. 1 (a). In other words, semantic representations across domains cannot contribute equally to narrowing domain-wise distribution shift. For example, unbalanced object categories and objects with various appearances in different datasets are not equally essential to facilitate the semantic transfer. Moreover, category-wise distributions cannot be matched well across domains [4, 17, 29, 30, 33, 38, 39] since the lack of valid labels of target samples results in the category-agnostic feature alignment. As depicted in Fig. 1 (a), the semantic features of same class among different datasets are not mapped nearby. Therefore, exploring efficient semantic knowledge to narrow both domain-wise and category-wise distributions discrepancy is a crucial challenge.

To tackle above mentioned challenges, as presented in Fig. 1 (b), a new Critical Semantic-Consistent Learning (CSCL) model is developed for unsupervised domain adaptation. **1)** On one hand, we design a critical transfer based adversarial framework to facilitate the exploration of transferable domain-wise representations while preventing the negative transfer of untransferable knowledge. To be specific, the transferability-quantizer highlights domain-wise semantic representations with high transfer scores, and transferability-critic evaluates

the quality of corresponding transfer process. With a direct supervision from the transferability-critic, positive transfer feedback guides the transferability-quantizer to maximize the transfer gain, even though negative transfer of untransferable knowledge occurs. Both the transferability-critic and transferability-quantizer are trained under the reinforcement learning manner to narrow the marginal distribution gap. **2)** On the other hand, confident soft pseudo labels for target samples are progressively produced by the confidence-guided pseudo label generator, which efficiently attenuates the misleading effect brought by incorrect or ambiguous pseudo labels. With the guidance of generated soft pseudo labels, a symmetric soft divergence loss is developed to explore inter-class relationships across domains, and further bridge category-wise conditional distribution shift across domains. Therefore, our proposed CSCL model could not only learn discriminative transferable knowledge with high transfer scores for target samples prediction, but also well match both domain-wise and category-wise semantic consistence by minimizing marginal and conditional distributions gaps. Experiments on several datasets illustrate the effectiveness of our model with state-of-the-art performance.

The main contributions of this work are summarized as follows:

- A new Critical Semantic-Consistent Learning (CSCL) model is proposed to facilitate the exploration of both domain-wise and category-wise semantic consistence for unsupervised domain adaptation. To our best knowledge, this is the first attempt to highlight transferable knowledge via a critical transfer mechanism while neglecting untransferable representations.
- A critical transfer based adversarial framework is developed to explore transferable knowledge via a transferability-quantizer, while preventing the negative transfer of irrelevant knowledge via a transferability-critic.
- A symmetric soft divergence loss is designed to explore inter-class relationships and narrow category-wise distribution shift, under the supervision of confident pseudo labels mined by confidence-guided pseudo labels generator.

2 Related Work

Semantic Segmentation: Deep neural network [36, 37, 42] based semantic segmentation has caught growing research attention recently. [31] develops the first fully convolutional network for pixel-level prediction. To enlarge the receptive field, [1, 40] propose the dilated convolution operator. Later, encoder-decoder networks, such as U-net [27], Deeplab [2], etc, are proposed to fuse low-level and high-level information. [22, 23, 44] aim to capture long-range contextual dependencies. However, they require large-scale labeled samples to attain remarkable performance, which is time-consuming to manually annotate the data.

Unsupervised Domain Adaptation: After generative adversarial network [14] is first employed by Hoffman *et al.* [16] to narrow distribution discrepancy for domain adaptation, enormous adversarial learning based variants [4, 10, 11, 17, 24, 29, 30, 33, 34, 38] are proposed to learn domain-invariant knowledge with

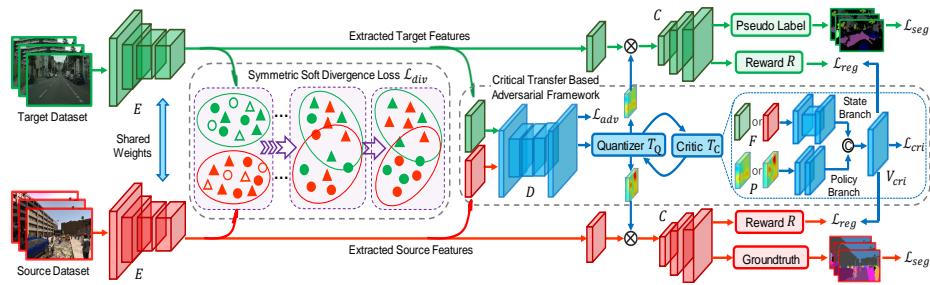


Fig. 2. Overview of our CSCL model. A critical transfer based adversarial framework is developed to highlight transferable knowledge while preventing the negative transfer of untransferable knowledge, where T_C guides T_Q to maximize the transfer gain. A symmetric soft divergence loss \mathcal{L}_{div} aims to explore inter-class relationships and align category-wise distribution with the help of confidence-guided pseudo labels generator.

a domain classifier. Another important strategy is curriculum learning [21, 43], which predicts target labels according to source distribution properties. [46, 47] develops a self-training non-adversarial model to mitigate the discrepancy shift with the assistance of pseudo labels. Li *et al.* [20] design a bidirectional learning model for knowledge transfer, which incorporates appearance translation module and semantic adaptation module. [13] considers intermediate optimal transfer domain for semantic segmentation. Moreover, some novel discriminative losses, such as sliced Wasserstein discrepancy [18], adversarial entropy minimization [35] and adaptive category-level adversarial loss [25], are proposed to minimize distribution discrepancy between different datasets.

3 The Proposed CSCL Model

3.1 Overview

Given a labeled source dataset $D_s = \{x_i^s, y_i^s\}_{i=1}^{n_s}$ with n_s samples, where x_i^s and y_i^s denote the image and corresponding pixel label, respectively. Define $D_t = \{x_j^t\}_{j=1}^{n_t}$ as the unlabeled target domain with n_t images. In unsupervised domain adaptation task, source and target domains share the consistent annotations. Our goal is to explore the transferable knowledge across domains for classifying unlabeled target data, even though there is a large distribution discrepancy.

The overview of our proposed CSCL model is depicted in Fig. 2. The source images x_i^s with annotations y_i^s are first forwarded into the segmentation network to optimize the encoder E and pixel classifier C via the loss \mathcal{L}_{seg} . Then the semantic features of both source and target samples extracted by encoder E are employed to update discriminator D via adversarial objective \mathcal{L}_{adv} . Unfortunately, such strategy cannot align domain-wise distribution well to some degree, since not all semantic knowledge across domains are transferable. Untransferable knowledge significantly degrades the transfer performance, which

is obviously neglected by most existing models [18, 21, 24, 25, 34, 35]. In light of this issue, a critical transfer based adversarial framework in Section 3.2 is developed to explore transferable knowledge while neglecting irrelevant knowledge. Furthermore, category-wise distribution shift is difficult to narrow due to lack of valid pixel labels of target samples. Therefore, a symmetric soft divergence loss \mathcal{L}_{div} in Section 3.4 is designed to facilitate category-wise distribution alignment, with the assistance of pseudo labels generator in Section 3.3.

3.2 Critical Transfer Based Adversarial Framework

Adversarial learning is utilized to encourage semantic features among different datasets share consistent domain-wise distribution, as presented in Fig. 2. The features extracted from source and target samples are forwarded into discriminator D for distinguishing which one is from the source or target. Meanwhile, encoder E aims to fool D by encouraging the target features to look like the source one. Thus, the generative adversarial objective \mathcal{L}_{adv} is formulated as:

$$\min_{\theta_E} \max_{\theta_D} \mathcal{L}_{adv} = \mathbb{E}_{x_i^s \in D_s} [1 - \log(D(E(x_i^s; \theta_E); \theta_D))] + \mathbb{E}_{x_j^t \in D_t} [\log(D(E(x_j^t; \theta_E); \theta_D))], \quad (1)$$

where θ_D and θ_E are the parameters of D and E . $D(E(x_i^s; \theta_E); \theta_D)$ and $E(x_i^s; \theta_E)$ denote the probability output of D and the features extracted by E for source sample x_i^s , respectively. Furthermore, the definitions of $D(E(x_j^t; \theta_E); \theta_D)$ and $E(x_j^t; \theta_E)$ are similar to $D(E(x_i^s; \theta_E); \theta_D)$ and $E(x_i^s; \theta_E)$ as well.

However, Eq. (1) cannot efficiently align domain-wise distributions between different datasets, since not all semantic representations across domains are transferable. To prevent the negative transfer brought by untransferable knowledge, we develop a critical transfer based adversarial framework, as depicted in Fig. 2. Specifically, transferability-quantizer T_Q highlights transferable knowledge while neglecting untransferable knowledge. Transferability-critic T_C examines the quality of quantified transferability via T_Q , and feedbacks positive supervision to guide T_Q when negative transfer of untransferable knowledge occurs. The details about our critical transfer based adversarial framework are as follows:

Transferability-Quantizer T_Q : According to the capacity of discriminator D in identifying whether the input is from source or target datasets, we can easily distinguish which representations across domains are transferable, already transferred or untransferable. In other words, the output probabilities of D can determine whether the corresponding features are transferable or not for domain adaptation. For an intuitive example, the features that are already adapted across different datasets will confuse D to distinguish whether the input is from the source or target. Consequently, T_Q encodes the output probability of D via one convolutional layer to highlight the relevance transferability of transferable knowledge, and then utilizes uncertainty measure function of information theory $\mathcal{U}(f) = -\sum_b f_b \log(f_b)$ to quantify the transferability of corresponding semantic features. Generally, the quantified transferability P_i^s and P_j^t for source image x_i^s

and target sample x_j^t are respectively defined as:

$$P_i^s = 1 - \mathcal{U}(T_Q(D(E(x_i^s; \theta_E); \theta_D); \theta_{T_Q})); P_j^t = 1 - \mathcal{U}(T_Q(D(E(x_j^t; \theta_E); \theta_D); \theta_{T_Q})), \quad (2)$$

where $T_Q(D(E(x_i^s; \theta_E); \theta_D); \theta_{T_Q})$ and $T_Q(D(E(x_j^t; \theta_E); \theta_D); \theta_{T_Q})$ are the outputs of T_Q with network parameters θ_{T_Q} for source and target samples. Since the false or misleading transferability highlighted by T_Q may degrade transfer performance to some degree, transferability-critic T_C is developed to evaluate the transfer quality of T_Q and maximize the positive transfer gain.

Transferability-Critic T_C : Due to the non-differentiability of most evaluation strategies (*e.g.*, the transfer gain), transferability-critic T_C is trained under the reinforcement learning manner. Specifically, the input sample x (x_i^s or x_j^t) is regarded as the state in each training step, and the extracted feature F via encoder E is formulated as $F = E(x; \theta_E)$. Afterwards, based on the input feature F , T_Q predicts the quantified transferability P (P_i^s or P_j^t) for sample x , *i.e.*, $P = 1 - \mathcal{U}(T_Q(D(E(x; \theta_E); \theta_D); \theta_{T_Q}))$. To conduct the maximum transfer gain and evaluate the quality of transferability, the transferability-critic T_C takes both F and P as the inputs, as depicted in Fig. 2. It contains two branches, where the state branch utilizes three convolutional block to extract state information, and the policy branch applies two convolutional layers to encode relevance transferability of transferable representations. Afterwards, the outputs of both state and policy branches are concatenated, which are forwarded into a convolution layer to evaluate the critic value $V_{cri} = T_C(F, P; \theta_{T_C})$, where θ_{T_C} denotes the network weights of T_C . For transferability-quantizer T_Q , \mathcal{L}_{cri} is proposed to maximize the transfer gain (*i.e.*, critic value V_{cri}), which is defined as follows:

$$\min_{\theta_{T_Q}} \mathcal{L}_{cri} = \mathbb{E}_{x \in (D_s, D_t)} [-V_{cri}] = \mathbb{E}_{x \in (D_s, D_t)} [-T_C(F, P; \theta_{T_C})]. \quad (3)$$

Intuitively, \mathcal{L}_{cri} encourages T_Q to highlight knowledge with high transfer scores by generating higher critic value V_{cri} , which maximizes the positive transfer gain.

To guide T_C feedback positive transfer gain, a new reward mechanism R is developed, which consists of the segmentation reward R^s and the amelioration reward R^a . To be specific, R^s measures whether the transferability quantified via T_Q leads to the correct prediction. The value of R^s at the n -th pixel is:

$$R_n^s = \begin{cases} 1, & \text{if } \operatorname{argmax}(C(F; \theta_C)_n) = \operatorname{argmax}(y_n), \\ 0, & \text{otherwise,} \end{cases} \quad (4)$$

where θ_C denotes the parameters of classifier C . $C(F; \theta_C)_n$ denotes the probability outputs at the n -th pixel in sample x (x_i^s or x_j^t). y_n is the one-hot groundtruth y_i^s of x_i^s or soft pseudo label \hat{y}_j^t of x_j^t mined in Section 3.3 at the n -th pixel. Moreover, the amelioration reward R^a examines whether the transferability quantified via T_Q facilitates positive transfer, where the value of R^a at the n -th pixel is:

$$R_n^a = \begin{cases} 1, & \text{if } C(F; \theta_C)_n^k > C^b(F; \theta_C)_n^k \text{ and } k = \operatorname{argmax}(y_n) \\ 0, & \text{otherwise,} \end{cases} \quad (5)$$

where $C(F; \theta_C)_n^k$ and $C^b(F; \theta_C)_n^k$ respectively represent the probability of the k -th class predicted by C with quantified transferability P or not. The overall reward is represented as $R = R^s + R^a$. Thus, to conduct T_C feedback accurate supervision, we develop a reward regression loss \mathcal{L}_{reg} , which minimizes the gap between the estimated critic value V_{cri} and the defined reward R , *i.e.*,

$$\min_{\theta_{T_C}} \mathcal{L}_{reg} = \mathbb{E}_{x \in (D_s, D_t)} [(V_{cri} - R)^2] = \mathbb{E}_{x \in (D_s, D_t)} [(T_C(F, P; \theta_{T_C}) - R)^2]. \quad (6)$$

3.3 Confidence-Guided Pseudo Labels Generator

To guide the critical transfer based adversarial framework in Section 3.2 and facilitate the category-wise alignment in Section 3.4, we employ a confidence-guided pseudo labels generator [46, 47] to produce soft pseudo labels for unlabeled target data. It efficiently attenuates the enormous deviation brought by unconfident or invalid supervision of pseudo labels. A feasible solution is to progressively mine valid labels relying on their confidence score along the training process. Specifically, after the source sample x_i^s with label y_i^s are utilized to train E and C , the probability output of target sample x_j^t via C is regarded as confidence score. The generation of valid soft pseudo labels has a preference for pixels with high confidence scores. Generally, the joint objective function for training with source data and pseudo labels selection is formulated as follows:

$$\begin{aligned} \min_{\theta_E, \theta_C} \mathcal{L}_{seg} &= \mathbb{E}_{(x_i^s, y_i^s) \in D_s} \left[\sum_{i=1}^{n_s} \sum_{m=1}^{|x_i^s|} \sum_{k=1}^K \left(- (y_i^s)_m^k \log(C(x_i^s; \theta_C)_m^k) \right) \right] + \\ &\mathbb{E}_{(x_j^t, \hat{y}_j^t) \in D_t} \left[\sum_{j=1}^{n_t} \sum_{n=1}^{|x_j^t|} \sum_{k=1}^K \left(- (\hat{y}_j^t)_n^k \log\left(\frac{C(x_j^t; \theta_C)_n^k}{\delta_k}\right) + \gamma (\hat{y}_j^t)_n^k \log((\hat{y}_j^t)_n^k) \right) \right], \quad (7) \\ \text{s.t. } (\hat{y}_j^t)_n &= [(\hat{y}_j^t)_n^1, \dots, (\hat{y}_j^t)_n^K] \in \left\{ \left\{ \mathbb{C}^K \mid \sum_{k=1}^K (\hat{y}_j^t)_n^k = 1, \mathbb{C}^K \in \mathbb{R}^K \right\} \cup \mathbf{0} \right\}, \end{aligned}$$

where the first term is supervised training for source data D_s , and the second term is used for pseudo labels selection of target data D_t . $\gamma \geq 0$ is a balanced parameter. θ_C denotes the parameters of classifier C . \mathbb{C}^K represents the K dimensional vector in continuous probability space. K is the number of classes. y_i^s and \hat{y}_j^t denote the one-hot encoding groundtruth of x_i^s and soft pseudo label of x_j^t . Note that the values of \hat{y}_j^t are in continuous space rather than discrete space (*i.e.*, one-hot labels). $(y_i^s)_m^k$ and $(\hat{y}_j^t)_n^k$ denote the values of the k -th category in the m -th pixel of x_i^s and the n -th pixel of x_j^t , respectively. Likewise, $C(x_i^s; \theta_C)_m^k$ and $C(x_j^t; \theta_C)_n^k$ are the probabilities predicted as the k -th class via C for the m -th pixel of x_i^s and the n -th pixel of x_j^t . $\delta_k (k = 1, \dots, K)$ are the selection thresholds of pseudo labels for each class, which are adaptively determined in **Algorithm 1**. The last part in the second item of Eq. (7) encourages the continuity of output probabilities, and prevents the misleading supervision of invalid or unconfident pseudo labels.

Algorithm 1 The Determination of δ_k in Eq. (7)

Input: The number of classes K , selection amount \mathcal{S}_A of soft pseudo labels, classifier C , target dataset $D_t = \{x_j^t\}_{j=1}^{n_t}$;

Output: δ_k ($k = 1, \dots, K$)

- 1: **for** $j = 1, \dots, n_t$ **do**
- 2: $MP_j = C(x_j^t, \theta_C)$; # Maximum probability output of each pixel;
- 3: $Y_j = \text{argmax}(C(x_j^t, \theta_C), \text{axis} = 3)$; # Category prediction of each pixel;
- 4: **for** $k = 1, \dots, K$ **do**
- 5: $L_k = [L_k, \text{matrix_to_vector}(MP_j(Y_j == k))]$; # Probabilities predicted as k ;
- 6: **end for**
- 7: **end for**
- 8: **for** $k = 1, \dots, K$ **do**
- 9: $S_k = \text{sorting}(L_k, \text{descending})$; # Sort in a descending order
- 10: $\delta_k = S_k[\mathcal{S}_A \cdot \text{length}(S_k)]$; # Select probability ranked at $\mathcal{S}_A \cdot \text{length}(S_k)$ as δ_k ;
- 11: **end for**

return δ_k ($k = 1, \dots, K$).

Intuitively, δ_k determines the selection amount of confident pseudo labels belonging to the k -th class, and the larger value of δ_k facilitates the selection of more confident pseudo labels along the training process. More importantly, as shown in Eq. (7), it forcefully regards unconfident pseudo labels as invalid labels (*i.e.*, $(\hat{y}_j^t)_n = \mathbf{0}$) while preventing the trivial solution from assigning all pseudo pixel labels as $\mathbf{0}$. Note that allocating $(\hat{y}_j^t)_n$ as $\mathbf{0}$ can neglect this unconfident pseudo label of the n -th pixel in the training phase. The determination of δ_k is summarized in **Algorithm 1**, where \mathcal{S}_A is initialized as 35% and increased by 5% in each epoch until the maximum value 50%.

To progressively mine confident soft pseudo labels, the first step is to optimize the second term of Eq. (7) by employing a Lagrange multiplier ψ . For simplification, the formulation in term of the n -th pixel of x_j^t is rewritten as:

$$\min_{(\hat{y}_j^t)_n^k} \sum_{k=1}^K \left(-(\hat{y}_j^t)_n^k \log\left(\frac{C(x_j^t; \theta_C)_n^k}{\delta_k}\right) + \gamma (\hat{y}_j^t)_n^k \log((\hat{y}_j^t)_n^k) + \psi \left(\sum_{k=1}^K (\hat{y}_j^t)_n^k - 1 \right) \right), \quad (8)$$

where the first item of Eq. (8) is defined as selection cost $\mathcal{S}_C((\hat{y}_j^t)_n)$. The optimal solution of $(\hat{y}_j^t)_n^k$ can be relaxedly achieved by setting the gradient equal to 0 with respect to the k -th category, *i.e.*,

$$(\hat{y}_j^t)_n^k = e^{-\frac{\gamma+\psi}{\gamma}} \left(\frac{C(x_j^t; \theta_C)_n^k}{\delta_k} \right)^{\frac{1}{\gamma}}, \quad \forall k = 1, \dots, K, \quad (9)$$

where $e^{-\frac{\gamma+\psi}{\gamma}} = 1 / \left[\sum_{k=1}^K \left(\frac{C(x_j^t; \theta_C)_n^k}{\delta_k} \right)^{\frac{1}{\gamma}} \right]$ is determined via the Eq. (9) and the constrain $\sum_{k=1}^K (\hat{y}_j^t)_n^k = 1$. The second step involves selecting $(\hat{y}_j^t)_n$ or $\mathbf{0}$ as pseudo label by judging which one leads to a lower selection cost \mathcal{S}_C . Thus, the final

solution for selecting pseudo labels is:

$$(\hat{y}_j^t)_n^k = \begin{cases} \left(\frac{C(x_j^t; \theta_C)_n^k}{\delta_k}\right)^{\frac{1}{\gamma}} / \left[\sum_{k=1}^K \left(\frac{C(x_j^t; \theta_C)_n^k}{\delta_k}\right)^{\frac{1}{\gamma}}\right], & \text{if } \mathcal{S}_C((\hat{y}_j^t)_n) < \mathcal{S}_C(\mathbf{0}), \\ 0, & \text{otherwise.} \end{cases} \quad (10)$$

3.4 Symmetric Soft Divergence Loss \mathcal{L}_{div}

With the confident pseudo labels mined by Eq. (10) in Section 3.3 as reliable guidance, a symmetric soft divergence loss \mathcal{L}_{div} is proposed to align category-wise distribution. In other words, \mathcal{L}_{div} encourages semantic features of same class to be compactly clustered together via category labels regardless of domains, and drives features from different classes across domains to satisfy the inter-category relationships. Different from [7, 41] that align the feature centroids directly, \mathcal{L}_{div} aims to mitigate the conditional distributions shift by minimizing the symmetric soft Kullback-Leibler (KL) divergence among source and target features, with respect to each class k . Furthermore, \mathcal{L}_{div} enforces category ambiguities across domains to be more consistent, which is concretely written as:

$$\min_{\theta_E} \mathcal{L}_{div} = \frac{1}{K} \sum_{k=1}^K \frac{1}{2} (D_{\text{KL}}(F_s^k || F_t^k) + D_{\text{KL}}(F_t^k || F_s^k)); \quad (11)$$

where $D_{\text{KL}}(F_s^k || F_t^k) = \sum_q (F_s^k)_q \log \frac{(F_s^k)_q}{(F_t^k)_q}$ denotes the KL divergence between source feature centroid F_s^k and target soft feature centroid F_t^k , in terms of the k -th category. Likewise, $D_{\text{KL}}(F_t^k || F_s^k) = \sum_q (F_t^k)_q \log \frac{(F_t^k)_q}{(F_s^k)_q}$ shares the similar definition with $D_{\text{KL}}(F_s^k || F_t^k)$. According to the source label y_i^s , the source feature centroid F_s^k of the k -th class is computed by the following equation, *i.e.*,

$$F_s^k = \mathbb{E}_{(x_i^s, y_i^s) \in D_s} \left[\frac{1}{N_s^k} \sum_{i=1}^{n_s} \sum_{m=1}^{|x_i^s|} (E(x_i^s; \theta_E)_m \cdot \mathbf{1}_{\text{argmax}((y_i^s)_m)=k}) \right]; \quad (12)$$

where $N_s^k = \sum_{i=1}^{n_s} \sum_{m=1}^{|x_i^s|} \mathbf{1}_{\text{argmax}((y_i^s)_m)=k}$ is the number of pixels annotated as class k in dataset D_s . $E(x_i^s; \theta_E)_m$ represents the feature extracted by E at the m -th pixel in source sample x_i^s . Similarly, with the assistance of generated pseudo labels \hat{y}_j^t , the target soft feature centroid F_t^k of the k -th category is defined as:

$$F_t^k = \mathbb{E}_{(x_j^t, \hat{y}_j^t) \in D_t} \left[\frac{1}{N_t^k} \sum_{j=1}^{n_t} \sum_{n=1}^{|x_j^t|} (\hat{y}_j^t)_n^k E(x_j^t; \theta_E)_n \cdot \mathbf{1}_{\text{argmax}((\hat{y}_j^t)_n)=k} \right], \quad (13)$$

where $N_t^k = \sum_{j=1}^{n_t} \sum_{n=1}^{|x_j^t|} (\hat{y}_j^t)_n^k \cdot \mathbf{1}_{\text{argmax}((\hat{y}_j^t)_n)=k}$ is the sum of the probabilities predicted as class k in dataset D_t . $E(x_j^t; \theta_E)_n$ denotes the feature extracted by E at the n -th pixel in target image x_j^t .

Algorithm 2 The Optimization Procedure of Our CSCL Model

Input: The source and target data (D_s and D_t), maximum iteration I , $\gamma, \xi_1, \xi_2, \xi_3$;**Output:** The network parameters $\theta_E, \theta_C, \theta_D, \theta_{T_Q}$ and θ_{T_C}

- 1: Initialize all parameters of network architecture;
 - 2: **for** $i = 1, \dots, I$ **do**
 - 3: Randomly select a batch of samples from both D_s and D_t ;
 - 4: Update θ_E and θ_C via minimizing the first term of \mathcal{L}_{seg} ;
 - 5: Generate confident soft pseudo labels for target samples via Eq. (10);
 - 6: Update θ_E and θ_D via optimizing $\min_{\theta_E} \max_{\theta_D} \xi_2 \mathcal{L}_{adv} + \xi_3 \mathcal{L}_{div}$;
 - 7: Update θ_{T_Q} via minimizing $\mathcal{L}_{seg} + \xi_1 \mathcal{L}_{cri}$;
 - 8: Update θ_{T_C} via minimizing \mathcal{L}_{reg} ;
 - 9: **end for**
- Return $\theta_E, \theta_C, \theta_D, \theta_{T_Q}$ and θ_{T_C} .
-

3.5 Implementation Details

Network Architecture: The DeepLab-v2 [2] with ResNet-101 [15] and FCN-8s [31] with VGG-16 [32] are employed as our backbone network, *i.e.*, E and C . They are initially pre-trained by the ImageNet [8]. The discriminator D contains 5 convolutional layers with channels as $\{64, 128, 256, 512, 1\}$, where each block excluding the last one is activated by the leaky ReLU with parameter as 0.2. As for T_C , the state branch includes 3 layers whose channels are $\{64, 32, 16\}$, and the channels of two convolutional blocks in policy branch are both 16. Moreover, there is only one convolution layer with the channel as 1 in T_Q .

Training and Evaluating: In the training phase, the overall optimization objective \mathcal{L}_{obj} for our proposed CSCL model is formulated as:

$$\min_{\theta_E, \theta_C, \theta_{T_Q}, \theta_{T_C}} \max_{\theta_D} \mathcal{L}_{obj} = \mathcal{L}_{seg} + \mathcal{L}_{reg} + \xi_1 \mathcal{L}_{cri} + \xi_2 \mathcal{L}_{adv} + \xi_3 \mathcal{L}_{div}, \quad (14)$$

where $\xi_1, \xi_2, \xi_3 \geq 0$ are balanced weights. The optimization procedure is summarized in **Algorithm 2**. For DeepLab-v2 with ResNet-101, SGD is utilized as optimizer whose the initial learning rate is 2.5×10^{-4} and decreased via poly policy with power as 0.9. For FCN-8s with VGG-16, we employ Adam as optimizer whose initial learning rate is 1.0×10^{-4} and the momentum is set as 0.9 and 0.99. Moreover, Adam is also used to optimize the discriminator D . The initial learning rate is respectively set as 1.5×10^{-4} and 1.5×10^{-6} for ResNet-101 and VGG-16. We empirically set $\gamma = 0.25$ in Eq. (10), and set $\xi_1 = 0.3, \xi_2 = 0.001$ and $\xi_3 = 10$ in Eq. (14) for all experiments. The batch size for training is set as 1. In the evaluating stage, we directly forward x_j^t into E and C for prediction.

4 Experiments

4.1 Datasets and Evaluation Metric

Cityscapes [6] is a real-world dataset about street scenes from 50 different European cities, which is divided into a training subset with 2993 samples, a

Table 1. Adaptation performance of transferring from GTA [26] to Cityscapes [6].

Method	Net	road	sidewalk	building	wall	fence	pole	light	sign	veg	terrain	sky	person	rider	car	truck	bus	train	mbike	bike	mIoU
Source only [32]		18.1	6.8	64.1	7.3	8.7	21.0	14.9	16.8	45.9	2.4	64.4	41.6	17.5	55.3	8.4	5.0	6.9	4.3	13.8	22.3
Wild [16]		70.4	32.4	62.1	14.9	5.4	10.9	14.2	2.7	79.2	21.3	64.6	44.1	4.2	70.4	8.0	7.3	0.0	3.5	0.0	27.1
CDA [43]		74.9	22.0	71.7	6.0	11.9	8.4	16.3	11.1	75.7	11.3	66.5	38.0	9.3	55.2	18.8	18.9	0.0	16.8	14.6	28.9
MCD [29]		86.4	8.5	76.1	18.6	9.7	14.9	7.8	0.6	82.8	32.7	71.4	25.2	1.1	76.3	16.1	17.1	1.4	0.2	0.0	28.8
CBST [47]		66.7	26.8	73.7	14.8	9.5	28.3	25.9	10.1	75.5	15.7	51.6	47.2	6.2	71.9	3.7	2.2	5.4	18.9	32.4	30.9
CLAN [25]		88.0	30.6	79.2	23.4	20.5	26.1	23.0	14.8	81.6	34.5	72.0	45.8	7.9	80.5	26.6	29.9	0.0	10.7	0.0	36.6
SWD [18]		91.0	35.7	78.0	21.6	21.7	31.8	30.2	25.2	80.2	23.9	74.1	53.1	15.8	79.3	22.1	26.5	1.5	17.2	30.4	39.9
ADV [35]		86.9	28.7	78.7	28.5	25.2	17.1	20.3	10.9	80.0	26.4	70.2	47.1	8.4	81.5	26.0	17.2	18.9	11.7	1.6	36.1
DPR [34]		87.3	35.7	79.5	32.0	14.5	21.5	24.8	13.7	80.4	32.0	70.5	50.5	16.9	81.0	20.8	28.1	4.1	15.5	4.1	37.5
LDF [19]		88.8	36.9	76.9	20.9	15.4	19.6	21.8	7.9	82.9	26.7	76.1	51.7	9.4	76.1	22.4	28.9	1.7	15.2	0.0	35.8
SSF [12]		88.7	32.1	79.5	29.9	22.0	23.8	21.7	10.7	80.8	29.8	72.5	49.5	16.1	82.1	23.2	18.1	3.5	24.4	8.1	37.7
PyCDA [21]		86.7	24.8	80.9	21.4	27.3	30.2	26.6	21.1	86.6	28.9	58.8	53.2	17.9	80.4	18.8	22.4	4.1	9.7	6.2	37.2
Ours-w/oTC		88.7	43.5	74.2	29.4	26.1	10.8	17.9	16.0	78.9	38.7	75.2	38.4	17.5	73.3	29.5	37.8	0.4	26.7	29.3	39.6
Ours-w/oCG		88.3	39.1	76.4	28.3	22.4	11.9	17.3	18.7	76.2	36.0	74.5	39.3	18.6	73.0	30.7	36.1	0.8	27.4	30.1	39.2
Ours-w/oSD		89.1	45.0	77.6	28.8	27.5	12.1	18.6	21.2	77.4	37.7	76.5	40.7	19.8	74.4	29.3	33.8	0.6	28.2	29.2	40.4
Ours		89.8	46.1	75.2	30.1	27.9	15.0	20.4	18.9	82.6	39.1	77.6	47.8	17.4	76.2	28.5	33.4	0.5	29.4	30.8	41.4
Source only [15]		75.8	16.8	77.2	12.5	21.0	25.5	30.1	20.1	81.3	24.6	70.3	53.8	26.4	49.9	17.2	25.9	6.5	25.3	36.0	36.6
LA [33]		86.5	36.0	79.9	23.4	23.3	23.9	35.2	14.8	83.4	33.3	75.6	58.5	27.6	73.7	32.5	35.4	3.9	30.1	28.1	42.4
CGAN [17]		89.2	49.0	70.7	13.5	10.9	38.5	29.4	33.7	77.9	37.6	65.8	75.1	32.4	77.8	39.2	45.2	0.0	25.2	35.4	44.5
CBST [47]		88.0	56.2	77.0	27.4	22.4	40.7	47.3	40.9	82.4	21.6	60.3	50.2	20.4	83.8	35.0	51.0	15.2	20.6	37.0	46.2
DLOW [13]		87.1	33.5	80.5	24.5	13.2	29.8	29.5	26.6	82.6	26.7	81.8	55.9	25.3	78.0	33.5	38.7	0.0	22.9	34.5	42.3
CLAN [25]		87.0	27.1	79.6	27.3	23.3	28.3	35.5	24.2	83.6	27.4	74.2	58.6	28.0	76.2	33.1	36.7	6.7	31.9	31.4	43.2
SWD [18]		92.0	46.4	82.4	24.8	24.0	35.1	33.4	34.2	83.6	30.4	80.9	56.9	21.9	82.0	24.4	28.7	6.1	25.0	33.6	44.5
ADV [35]		89.4	33.1	81.0	26.6	26.8	27.2	33.5	24.7	83.9	36.7	78.8	58.7	30.5	84.8	38.5	44.5	1.7	31.6	32.5	45.5
SWLS [10]		92.7	48.0	78.8	25.7	27.2	36.0	42.2	45.3	80.6	14.6	66.0	62.1	30.4	86.2	28.0	45.6	35.9	16.8	34.7	47.2
DPR [34]		92.3	51.9	82.1	29.2	25.1	24.5	33.8	33.0	82.4	32.8	82.2	58.6	27.2	84.3	33.4	46.3	2.2	29.5	32.3	46.5
SSF [12]		90.3	38.9	81.7	24.8	22.9	30.5	37.0	21.2	84.8	38.8	76.9	58.8	30.7	85.7	30.6	38.1	5.9	28.3	36.9	45.4
PyCDA [21]		90.5	36.3	84.4	32.4	28.7	34.6	36.4	31.5	86.8	37.9	78.5	62.3	21.5	85.6	27.9	34.8	18.0	22.9	49.3	47.4
Ours-w/oTC		91.6	47.9	83.4	35.0	23.6	31.6	36.5	31.9	82.9	36.6	76.4	58.7	25.6	81.5	37.1	46.6	0.5	26.0	34.0	46.7
Ours-w/oCG		89.6	40.8	84.6	30.4	22.7	32.0	37.4	33.7	82.3	39.6	80.7	57.4	28.7	82.8	27.4	48.2	1.0	27.0	29.5	46.1
Ours-w/oSD		89.3	47.8	82.4	31.3	25.1	31.2	37.3	34.9	83.9	37.9	83.0	59.4	31.4	79.0	35.7	42.0	0.2	34.1	34.6	47.4
Ours		89.6	50.4	83.0	35.6	26.9	31.1	37.3	35.1	83.5	40.6	84.0	60.6	34.3	80.9	35.1	47.3	0.5	34.5	33.7	48.6

testing subset with 1531 images and a validation subset with 503 samples. There are total 34 distinct finely-annotated categories in this dataset.

GTA [26] with 24996 images is generated from a fictional computer game called Grand Theft Auto V, whose 19 classes are compatible with Cityscapes [6].

SYNTHIA [28] is a large-scale automatically-labeled synthetic dataset for semantic segmentation task of urban scenes, whose the subset named SYNTHIA-RAND-CITYSCAPES with 9400 images is used in our experiments.

NTHU [4] consists of four real world datasets, which are respectively collected from Rome, Rio, Tokyo and Taipei. Every dataset contains the training and testing subsets, and shares 13 common categories with Cityscapes [6].

Evaluation Metric: Intersection over Union (IoU) is employed as evaluation metric, and mIoU denotes the mean value of IoU.

4.2 Experiments on GTA \rightarrow Cityscapes Task

When transferring from GTA [26] to Cityscapes [6], GTA and the training subset of Cityscapes are respectively considered as source and target domains. The validation subset of Cityscapes is used for evaluation.

Comparisons Performance: Table 1 reports the adaptation performance of our model compared with state-of-the-art methods on GTA \rightarrow Cityscapes task. From the Table 1, we have the following observations: 1) Our model outperforms all existing state-of-the-art methods about 1.2% \sim 14.3% mIoU, which efficiently matches both domain-wise and category-wise semantic consistency across domains. 2) For the classes with various appearances among different datasets (*e.g.*, rider, motorbike, terrain, fence and sidewalk), our model achieves

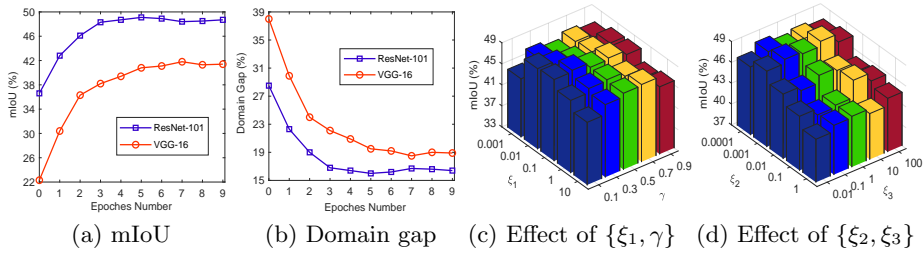


Fig. 3. Experimental results on GTA \rightarrow Cityscapes task. (a): Convergence curves about mIoU; (b): Convergence curves about domain gap; (c): The effect of $\{\xi_1, \gamma\}$ when $\xi_2 = 0.001$ and $\xi_3 = 10$; (d): The effect of $\{\xi_2, \xi_3\}$ when $\xi_1 = 0.3$ and $\gamma = 0.25$.

better performance to mitigate the large distribution shifts by exploring transferable representations.

Ablation Studies: In this subsection, we investigate the importance of different components in our model by conducting variant experiments, as shown in the gray part of Table 1. Training the model without critical transfer based adversarial framework, confidence-guided pseudo labels generator and symmetric soft divergence loss are denoted as Ours-w/oTC, Ours-w/oCG and Ours-w/oSD, respectively. The transfer performance degrades 1.0% \sim 2.5% when any component of our model is removed. Table 1 validates that all designed components play an importance role in exploring transferable representations while neglecting irrelevant knowledge. Moreover, they can well narrow both marginal and conditional distributions shifts across domains.

Convergence Investigation: The convergence curves of our model with respect to mIoU and domain gap are respectively depicted in Fig. 3 (a) and Fig. 3 (b). Specifically, our model equipped with VGG-16 or ResNet-101 can achieve efficient convergence when the iterative epoch number is 5. More importantly, domain gap among different datasets is iteratively minimized to a stable value via our model, which efficiently narrows the domain discrepancy.

Parameter Sensitivity: Extensive parameter experiments are empirically conducted to investigate the parameter sensitivity, and determine the optimal selection of hyper-parameters. Fig. 3 (c) and Fig. 3 (d) present the effects of hyper-parameters $\{\xi_1, \gamma\}$ and $\{\xi_2, \xi_3\}$ on our model with ResNet-101 as basic network, respectively. We can conclude that our model achieves stable transfer performance even though hyper-parameters have a wide range of selection. Moreover, γ is essential to mine confident pseudo labels for target samples, which provides positive guidance for transferability-critic T_C and \mathcal{L}_{div} .

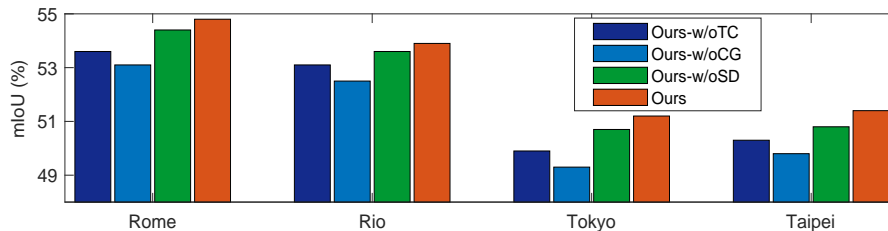
4.3 Experiments on SYNTHIA \rightarrow Cityscapes Task

For the experimental configurations, we regard SYNTHIA [28] and the training subset of Cityscape [6] as source and target domains, and utilize the validation subset of Cityscapes to evaluate the transfer performance. From the pre-

Table 2. Adaptation performance of transferring from SYNTHIA [28] to Cityscapes [6].

Method	Net	road	sidewalk	building	wall	fence	pole	light	sign	veg	sky	person	rider	car	bus	mbike	bike	mIoU
Source only [32]		6.4	17.7	29.7	1.2	0.0	15.1	0.0	7.2	30.3	66.8	51.1	1.5	47.3	3.9	0.1	0.0	17.4
Wild [16]		11.5	19.6	30.8	4.4	0.0	20.3	0.1	11.7	42.3	68.7	51.2	3.8	54.0	3.2	0.2	0.6	20.2
CDA [43]		65.2	26.1	74.9	0.1	0.5	10.7	3.7	3.0	76.1	70.6	47.1	8.2	43.2	20.7	0.7	13.1	29.0
LSD [30]		80.1	29.1	77.5	2.8	0.4	26.8	11.1	18.0	78.1	76.7	48.2	15.2	70.5	17.4	8.7	16.7	36.1
DCAN [38]		79.9	30.4	70.8	1.6	0.6	22.3	6.7	23.0	76.9	73.9	41.9	16.7	61.7	11.5	10.3	38.6	35.4
CBST [47]		69.6	28.7	69.5	12.1	0.1	25.4	11.9	13.6	82.0	81.9	49.1	14.5	66.0	6.6	3.7	32.4	35.4
ADV [35]		67.9	29.4	71.9	6.3	0.3	19.9	0.6	2.6	74.9	74.9	35.4	9.6	67.8	21.4	4.1	15.5	31.4
TGCF [5]		90.1	48.6	80.7	2.2	0.2	27.2	3.2	14.3	82.1	78.4	54.4	16.4	82.5	12.3	1.7	21.8	38.5
DPR [34]		72.6	29.5	77.2	3.5	0.4	21.0	1.4	7.9	73.3	79.0	45.7	14.5	69.4	19.6	7.4	16.5	33.7
PyCDA [21]		80.6	26.6	74.5	2.0	0.1	18.1	13.7	14.2	80.8	71.0	48.0	19.0	72.3	22.5	12.1	18.1	35.9
Ours-w/oTC		79.4	36.9	76.1	5.3	0.6	25.1	12.4	12.5	76.7	78.5	44.6	22.4	72.8	28.6	12.5	25.7	38.1
Ours-w/oCG		75.0	32.1	78.2	2.7	0.8	22.0	4.2	7.4	74.3	81.1	40.7	23.6	72.3	34.0	15.9	27.6	37.0
Ours-w/oSD		71.2	30.4	75.7	6.3	0.6	26.7	15.6	17.4	77.1	80.6	50.3	21.4	72.0	29.6	16.7	26.3	38.6
Ours		70.9	30.5	77.8	9.0	0.6	27.3	8.8	12.9	74.8	81.1	43.0	25.1	73.4	34.5	19.5	38.2	39.2
Source only [15]		55.6	23.8	74.6	9.2	0.2	24.4	6.1	12.1	74.8	79.0	55.3	19.1	39.6	23.3	13.7	25.0	33.5
CGAN [17]		85.0	25.8	73.5	3.4	3.0	31.5	19.5	21.3	67.4	69.4	68.5	25.0	76.5	41.6	17.9	29.5	41.2
DCAN [38]		81.5	33.4	72.4	7.9	0.2	20.0	8.6	10.5	71.0	68.7	51.5	18.7	75.3	22.7	12.8	28.1	36.5
CBST [47]		53.6	23.7	75.0	12.5	0.3	36.4	23.5	26.3	84.8	74.7	67.2	17.5	84.5	28.4	15.2	55.8	42.5
ADV [35]		85.6	42.2	79.7	8.7	0.4	25.9	5.4	8.1	80.4	84.1	57.9	23.8	73.3	36.4	14.2	33.0	41.2
SWLS [10]		68.4	30.1	74.2	21.5	0.4	29.2	29.3	25.1	80.3	81.5	63.1	16.4	75.6	13.5	26.1	51.9	42.9
MSL [3]		82.9	40.7	80.3	10.2	0.8	25.8	12.8	18.2	82.5	82.2	53.1	18.0	79.0	31.4	10.4	35.6	41.4
DPR [34]		82.4	38.0	78.6	8.7	0.6	26.0	3.9	11.1	75.5	84.6	53.5	21.6	71.4	32.6	19.3	31.7	40.0
PyCDA [21]		75.5	30.9	83.3	20.8	0.7	32.7	27.3	33.5	84.7	85.0	64.1	25.4	85.0	45.2	21.2	32.0	46.7
Ours-w/oTC		71.8	32.4	80.5	22.6	0.4	28.6	29.4	27.9	83.1	83.7	65.5	19.8	84.5	25.6	24.3	46.1	45.4
Ours-w/oCG		74.5	33.4	78.2	24.1	0.7	30.8	31.7	25.2	76.5	81.4	58.7	25.6	75.7	24.8	25.3	41.6	44.3
Ours-w/oSD		79.2	38.1	79.8	21.3	0.8	27.6	31.0	24.3	81.5	81.7	62.4	22.1	86.4	31.5	23.8	44.2	46.0
Ours		80.2	41.1	78.9	23.6	0.6	31.0	27.1	29.5	82.5	83.2	62.1	26.8	81.5	37.2	27.3	42.9	47.2

sented comparison results in Table 2, we can notice that: 1) Compared with other competing methods such as [3,10,21,34,35], our model improves the performance about 0.5%~19.0% mIoU to bridge both domain-wise and category-wise distributions shifts across domains. 2) Ablation studies verify that each component is indispensable to boost semantic knowledge transfer. 3) A critical transfer based adversarial framework efficiently highlights transferable domain-wise knowledge while neglecting irrelevant knowledge.


Fig. 4. Ablation studies of our model with ResNet-101 on Cityscapes \rightarrow NTHU task.

4.4 Experiments on Cityscapes \rightarrow NTHU Task

As for Cityscapes \rightarrow NTHU task, we respectively regard the training subset of Cityscapes and NTHU as source and target domains. The testing subset of every city in NTHU is utilized for evaluation. Table 3 reports the comparison adaptation results, and the corresponding ablation studies are depicted in Fig. 4.

Table 3. Performance of our model with ResNet-101 on Cityscapes [6] \rightarrow NTHU [4].

City	Method	road	sidewalk	building	light	sign	veg	sky	person	rider	car	bus	mbike	bike	mIoU
Rome	Source only [15]	83.9	34.3	87.7	13.0	41.9	84.6	92.5	37.7	22.4	80.8	38.1	39.1	5.3	50.9
	NMD [4]	79.5	29.3	84.5	0.0	22.2	80.6	82.8	29.5	13.0	71.7	37.5	25.9	1.0	42.9
	CBST [47]	87.1	43.9	89.7	14.8	47.7	85.4	90.3	45.4	26.6	85.4	20.5	49.8	10.3	53.6
	LtA [33]	83.9	34.2	88.3	18.8	40.2	86.2	93.1	47.8	21.7	80.9	47.8	48.3	8.6	53.8
	MSL [3]	82.9	32.6	86.7	20.7	41.6	85.0	93.0	47.2	22.5	82.2	53.8	50.5	9.9	54.5
	SSF [12]	84.2	38.4	87.4	23.4	43.0	85.6	88.2	50.2	23.7	80.6	38.1	51.6	8.6	54.1
Ours	85.7	36.5	92.1	19.4	42.6	84.8	95.0	46.9	28.3	79.4	40.5	54.2	7.5	54.8	
Rio	Source only [15]	76.6	47.3	82.5	12.6	22.5	77.9	86.5	43.0	19.8	74.5	36.8	29.4	16.7	48.2
	NMD [4]	74.2	43.9	79.0	2.4	7.5	77.8	69.5	39.3	10.3	67.9	41.2	27.9	10.9	42.5
	CBST [47]	84.3	55.2	85.4	19.6	30.1	80.5	77.9	55.2	28.6	79.7	33.2	37.6	11.5	52.2
	LtA [33]	76.2	44.7	84.6	9.3	25.5	81.8	87.3	55.3	32.7	74.3	28.9	43.0	27.6	51.6
	MSL [3]	76.9	48.8	85.2	13.8	18.9	81.7	88.1	54.9	34.0	76.8	39.8	44.1	29.7	53.3
	SSF [12]	74.2	43.7	82.5	10.3	21.7	79.4	86.7	55.9	36.1	74.9	33.7	52.6	33.7	52.7
Ours	79.5	52.7	83.6	12.4	23.0	80.9	79.7	56.1	37.7	72.4	36.0	51.6	34.1	53.8	
Tokyo	Source only [15]	82.9	31.3	78.7	14.2	24.5	81.6	89.2	48.6	33.3	70.5	7.7	11.5	45.9	47.7
	NMD [4]	83.4	35.4	72.8	12.3	12.7	77.4	64.3	42.7	21.5	64.1	20.8	8.9	40.3	42.8
	CBST [47]	85.2	33.6	80.4	8.3	31.1	83.9	78.2	53.2	28.9	72.7	4.4	27.0	47.0	48.8
	LtA [33]	81.5	26.0	77.8	17.8	26.8	82.7	90.9	55.8	38.0	72.1	4.2	24.5	50.8	49.9
	MSL [3]	81.2	30.1	77.0	12.3	27.3	82.8	89.5	58.2	32.7	71.5	5.5	37.4	48.9	50.5
	SSF [12]	82.1	27.4	78.0	18.4	26.6	83.0	90.8	57.1	35.8	72.0	4.6	27.3	52.8	50.4
Ours	83.1	35.5	81.2	15.8	24.9	81.3	86.4	58.8	39.2	68.1	6.7	30.4	51.2	51.0	
Taipei	Source only [15]	83.5	33.4	86.6	12.7	16.4	77.0	92.1	17.6	13.7	70.7	37.7	44.4	18.5	46.5
	NMD [4]	78.6	28.6	80.0	13.1	7.6	68.2	82.1	16.8	9.4	60.4	34.0	26.5	9.9	39.6
	CBST [47]	86.1	35.2	84.2	15.0	22.2	75.6	74.9	22.7	33.1	78.0	37.6	58.0	30.9	50.3
	LtA [33]	81.7	29.5	85.2	26.4	15.6	76.7	91.7	31.0	12.5	71.5	41.1	47.3	27.7	49.1
	MSL [3]	80.7	32.5	85.5	32.7	15.1	78.1	91.3	32.9	7.6	69.5	44.8	52.4	34.9	50.6
	SSF [12]	84.5	35.3	86.4	17.7	16.9	77.7	91.3	31.8	22.3	73.7	41.1	55.9	28.5	51.0
Ours	83.4	33.7	87.5	24.3	17.2	75.8	90.6	33.2	24.1	75.3	35.8	56.4	31.2	51.4	

Some conclusions are drawn from Table 3 and Fig. 4: 1) Our model achieves about 0.3% \sim 11.9% improvement than other methods across all the evaluated cities. 2) Ablation experiments validate the rationality and effectiveness of each module. 3) With the guidance of confident soft pseudo labels, \mathcal{L}_{div} could map the semantic features of same class across domains compactly nearby.

5 Conclusion

In this paper, we propose a new Critical Semantic-Consistent Learning (CSCL) model, which aims to narrow both domain-wise and category-wise distributions shifts. A critical transfer based adversarial framework is developed to highlight transferable domain-wise knowledge while preventing the negative transfer of irrelevant knowledge. Specifically, transferability-critic feedbacks positive guidance to transferability-quantizer when negative transfer occurs. Moreover, with confidence-guided pseudo label generator assigning soft pseudo labels for target samples, a symmetric soft divergence loss is designed to minimize category-wise discrepancy. Experiments on public datasets verify the effectiveness of our model.

Acknowledgment

This work is supported by Ministry of Science and Technology of the Peoples Republic of China (2019YFB1310300), National Nature Science Foundation of China under Grant (61722311, U1613214, 61821005, 61533015) and National Postdoctoral Innovative Talents Support Program (BX20200353).

References

1. Chen, L.C., Papandreou, G., Kokkinos, I., Murphy, K., Yuille, A.: Semantic image segmentation with deep convolutional nets and fully connected crfs. arXiv preprint arXiv:1412.7062 (December 2014)
2. Chen, L.C., Zhu, Y., Papandreou, G., Schroff, F., Adam, H.: Encoder-decoder with atrous separable convolution for semantic image segmentation. In: The European Conference on Computer Vision (ECCV) (September 2018)
3. Chen, M., Xue, H., Cai, D.: Domain adaptation for semantic segmentation with maximum squares loss. In: The IEEE International Conference on Computer Vision (ICCV) (October 2019)
4. Chen, Y.H., Chen, W.Y., Chen, Y.T., Tsai, B.C., Frank Wang, Y.C., Sun, M.: No more discrimination: Cross city adaptation of road scene segmenters. In: The IEEE International Conference on Computer Vision (ICCV) (Oct 2017)
5. Choi, J., Kim, T., Kim, C.: Self-ensembling with gan-based data augmentation for domain adaptation in semantic segmentation. In: The IEEE International Conference on Computer Vision (ICCV) (October 2019)
6. Cordts, M., Omran, M., Ramos, S., Rehfeld, T., Enzweiler, M., Benenson, R., Franke, U., Roth, S., Schiele, B.: The cityscapes dataset for semantic urban scene understanding. In: The IEEE Conference on Computer Vision and Pattern Recognition (CVPR) (June 2016)
7. Courty, N., Flamary, R., Habrard, A., Rakotomamonjy, A.: Joint distribution optimal transportation for domain adaptation. In: Guyon, I., Luxburg, U.V., Bengio, S., Wallach, H., Fergus, R., Vishwanathan, S., Garnett, R. (eds.) *Advances in Neural Information Processing Systems 30*, pp. 3730–3739. Curran Associates, Inc. (2017)
8. Deng, J., Dong, W., Socher, R., Li, L., Kai Li, Li Fei-Fei: Imagenet: A large-scale hierarchical image database. In: 2009 IEEE Conference on Computer Vision and Pattern Recognition. pp. 248–255 (June 2009)
9. Ding, Z., Li, S., Shao, M., Fu, Y.: Graph adaptive knowledge transfer for unsupervised domain adaptation. In: *Proceedings of the European Conference on Computer Vision (ECCV)* (September 2018)
10. Dong, J., Cong, Y., Sun, G., Hou, D.: Semantic-transferable weakly-supervised endoscopic lesions segmentation. In: The IEEE International Conference on Computer Vision (ICCV) (October 2019)
11. Dong, J., Cong, Y., Sun, G., Zhong, B., Xu, X.: What can be transferred: Unsupervised domain adaptation for endoscopic lesions segmentation. In: *IEEE/CVF Conference on Computer Vision and Pattern Recognition (CVPR)* (June 2020)
12. Du, L., Tan, J., Yang, H., Feng, J., Xue, X., Zheng, Q., Ye, X., Zhang, X.: Sfsdan: Separated semantic feature based domain adaptation network for semantic segmentation. In: The IEEE International Conference on Computer Vision (ICCV) (October 2019)
13. Gong, R., Li, W., Chen, Y., Gool, L.V.: Dlow: Domain flow for adaptation and generalization. In: The IEEE Conference on Computer Vision and Pattern Recognition (CVPR) (June 2019)
14. Goodfellow, I.J., Pouget-Abadie, J., Mirza, M., Xu, B., Warde-Farley, D., Ozair, S., Courville, A., Bengio, Y.: Generative adversarial nets. In: *Proceedings of the 27th International Conference on Neural Information Processing Systems - Volume 2*. pp. 2672–2680 (2014)

15. He, K., Zhang, X., Ren, S., Sun, J.: Deep residual learning for image recognition. In: The IEEE Conference on Computer Vision and Pattern Recognition (CVPR) (June 2016)
16. Hoffman, J., Wang, D., Yu, F., Darrell, T.: Fcns in the wild: Pixel-level adversarial and constraint-based adaptation. arXiv preprint arXiv:1612.02649 (2016)
17. Hong, W., Wang, Z., Yang, M., Yuan, J.: Conditional generative adversarial network for structured domain adaptation. In: The IEEE Conference on Computer Vision and Pattern Recognition (CVPR) (June 2018)
18. Lee, C.Y., Batra, T., Baig, M.H., Ulbricht, D.: Sliced wasserstein discrepancy for unsupervised domain adaptation. In: The IEEE Conference on Computer Vision and Pattern Recognition (CVPR) (June 2019)
19. Lee, S., Kim, D., Kim, N., Jeong, S.G.: Drop to adapt: Learning discriminative features for unsupervised domain adaptation. In: The IEEE International Conference on Computer Vision (ICCV) (October 2019)
20. Li, Y., Yuan, L., Vasconcelos, N.: Bidirectional learning for domain adaptation of semantic segmentation. In: The IEEE Conference on Computer Vision and Pattern Recognition (CVPR) (June 2019)
21. Lian, Q., Lv, F., Duan, L., Gong, B.: Constructing self-motivated pyramid curriculums for cross-domain semantic segmentation: A non-adversarial approach. In: The IEEE International Conference on Computer Vision (ICCV) (October 2019)
22. Liu, S., De Mello, S., Gu, J., Zhong, G., Yang, M.H., Kautz, J.: Learning affinity via spatial propagation networks. In: Guyon, I., Luxburg, U.V., Bengio, S., Wallach, H., Fergus, R., Vishwanathan, S., Garnett, R. (eds.) *Advances in Neural Information Processing Systems 30*, pp. 1520–1530. Curran Associates, Inc. (2017)
23. Liu, Z., Li, X., Luo, P., Loy, C.C., Tang, X.: Semantic image segmentation via deep parsing network. In: The IEEE International Conference on Computer Vision (ICCV) (December 2015)
24. Luo, Y., Liu, P., Guan, T., Yu, J., Yang, Y.: Significance-aware information bottleneck for domain adaptive semantic segmentation. In: The IEEE International Conference on Computer Vision (ICCV) (October 2019)
25. Luo, Y., Zheng, L., Guan, T., Yu, J., Yang, Y.: Taking a closer look at domain shift: Category-level adversaries for semantics consistent domain adaptation. In: The IEEE Conference on Computer Vision and Pattern Recognition (CVPR) (June 2019)
26. Richter, S.R., Vineet, V., Roth, S., Koltun, V.: Playing for data: Ground truth from computer games. In: Leibe, B., Matas, J., Sebe, N., Welling, M. (eds.) *European Conference on Computer Vision (ECCV)*. LNCS, vol. 9906, pp. 102–118. Springer International Publishing (2016)
27. Ronneberger, O., Fischer, P., Brox, T.: U-net: Convolutional networks for biomedical image segmentation. arXiv preprint arXiv:1505.04597 (August 2015)
28. Ros, G., Sellart, L., Materzynska, J., Vazquez, D., Lopez, A.M.: The synthia dataset: A large collection of synthetic images for semantic segmentation of urban scenes. In: The IEEE Conference on Computer Vision and Pattern Recognition (CVPR) (June 2016)
29. Saito, K., Watanabe, K., Ushiku, Y., Harada, T.: Maximum classifier discrepancy for unsupervised domain adaptation. In: The IEEE Conference on Computer Vision and Pattern Recognition (CVPR) (June 2018)
30. Sankaranarayanan, S., Balaji, Y., Jain, A., Nam Lim, S., Chellappa, R.: Learning from synthetic data: Addressing domain shift for semantic segmentation. In: The IEEE Conference on Computer Vision and Pattern Recognition (CVPR) (June 2018)

31. Shelhamer, E., Long, J., Darrell, T.: Fully convolutional networks for semantic segmentation. *IEEE Trans. Pattern Anal. Mach. Intell.* **39**(4), 640–651 (Apr 2017)
32. Simonyan, K., Zisserman, A.: Very deep convolutional networks for large-scale image recognition. In: *International Conference on Learning Representations* (2015)
33. Tsai, Y.H., Hung, W.C., Schulter, S., Sohn, K., Yang, M.H., Chandraker, M.: Learning to adapt structured output space for semantic segmentation. In: *The IEEE Conference on Computer Vision and Pattern Recognition (CVPR)* (June 2018)
34. Tsai, Y., Sohn, K., Schulter, S., Chandraker, M.: Domain adaptation for structured output via discriminative patch representations. In: *The IEEE International Conference on Computer Vision (ICCV)* (October 2019)
35. Vu, T.H., Jain, H., Bucher, M., Cord, M., Perez, P.: Advent: Adversarial entropy minimization for domain adaptation in semantic segmentation. In: *The IEEE Conference on Computer Vision and Pattern Recognition (CVPR)* (June 2019)
36. Wang, Q., Fan, H., Sun, G., Cong, Y., Tang, Y.: Laplacian pyramid adversarial network for face completion. *Pattern Recognition* **88**, 493–505 (2019)
37. Wang, Q., Fan, H., Sun, G., Ren, W., Tang, Y.: Recurrent generative adversarial network for face completion. *IEEE Transactions on Multimedia* (2020)
38. Wu, Z., Han, X., Lin, Y.L., Gokhan Uzunbas, M., Goldstein, T., Nam Lim, S., Davis, L.S.: Dcan: Dual channel-wise alignment networks for unsupervised scene adaptation. In: *The European Conference on Computer Vision (ECCV)* (September 2018)
39. Xia, H., Ding, Z.: Structure preserving generative cross-domain learning. In: *IEEE/CVF Conference on Computer Vision and Pattern Recognition (CVPR)* (June 2020)
40. Yu, F., Koltun, V.: Multi-scale context aggregation by dilated convolutions. *arXiv preprint arXiv:1511.07122* (November 2015)
41. Zhang, K., Schölkopf, B., Muandet, K., Wang, Z.: Domain adaptation under target and conditional shift. In: *Proceedings of the 30th International Conference on International Conference on Machine Learning - Volume 28*. p. III819III827. *ICML13, JMLR.org* (2013)
42. Zhang, T., Cong, Y., Sun, G., Wang, Q., Ding, Z.: Visual tactile fusion object clustering. In: *AAAI Conference on Artificial Intelligence* (2020)
43. Zhang, Y., David, P., Gong, B.: Curriculum domain adaptation for semantic segmentation of urban scenes. In: *The IEEE International Conference on Computer Vision (ICCV)* (Oct 2017)
44. Zhao, H., Zhang, Y., Liu, S., Shi, J., Change Loy, C., Lin, D., Jia, J.: Psanet: Point-wise spatial attention network for scene parsing. In: *The European Conference on Computer Vision (ECCV)* (September 2018)
45. Zhu, Z., Xu, M., Bai, S., Huang, T., Bai, X.: Asymmetric non-local neural networks for semantic segmentation. In: *The IEEE International Conference on Computer Vision (ICCV)* (October 2019)
46. Zou, Y., Yu, Z., Liu, X., Kumar, B.V., Wang, J.: Confidence regularized self-training. In: *Proceedings of the IEEE/CVF International Conference on Computer Vision (ICCV)* (October 2019)
47. Zou, Y., Yu, Z., Vijaya Kumar, B., Wang, J.: Unsupervised domain adaptation for semantic segmentation via class-balanced self-training. In: *The European Conference on Computer Vision (ECCV)* (September 2018)