

Do current observations support transient acceleration of our universe?

Yu. L. Bolotin,^{1,*} V. A. Cherkaskiy,^{1,†} M. I. Konchantnyi,^{1,‡} Supriya Pan,^{2,§} and Weiqiang Yang^{3,¶}

¹*NSC “Kharkiv Institute of Physics and Technology”,
Akademicheskaya Str. 1, Kharkiv, 61108, Ukraine*

²*Department of Mathematics, Presidency University, 86/1 College Street, Kolkata 700073, India*

³*Department of Physics, Liaoning Normal University, Dalian, 116029, P. R. China*

In the present article we investigate a very important issue, namely, the possibility of a decelerating phase of our universe immediately after the present accelerating phase. We have considered two different approaches, one is the semi-model independent approach in which we analyze a matter creation model in light of the model independent cosmographic parameters and secondly we have matches our semi-model independent approach by a purely model independent approach. The conclusion from both the approaches are in support of a possible future deceleration of expansion of our universe, subject to the observational constraints on the cosmographic parameters that are further subjected to the presently available geometric datasets.

Contents

I. Introduction	1
II. Background: The Cosmographic Method	2
III. Observational data, methodology and constraints on the cosmographic parameters	3
IV. Brief description of the matter creation model	6
V. Cosmography of the creation model	8
VI. Will there be any deceleration of our Universe in near future?	9
VII. Conclusion	11
VIII. Acknowledgments	12
References	12

I. INTRODUCTION

Due to their combined efforts of both theory and observations, our understanding on the dynamics of our universe has been changed a lot. The discovery of an accelerated expansion of our universe [1, 2, 3, 4, 5] has although stimulated the scientific world, and at the same time, raised many questions that are still unknown to the community. For instance, according to the available observational evidences, our universe should have experienced

an accelerated expansion, much earlier to the present accelerating phase (late-time accelerated expansion), known as inflation [6, 7, 8, 9], in order to explain a number of cosmological puzzles related to the early-evolution of the universe, also see [10, 11, 12, 13, 14, 15, 16, 17, 18, 19]. In between inflation and the current accelerating phase, the structure formation of our universe needs a cosmic phase with a decelerating expansion. Thus, a large amount of observational data together with the theoretical arguments, it has been greatly supported that our universe has experienced with two transitions – a transition from early inflationary phase to the intermediate decelerated expansion – and then – a transition from the intermediate matter dominated decelerating phase to the present accelerating phase. To describe the above trajectory of the universe a number of cosmological models have been introduced so far and they have been confronted with the observational data, see for instance [20, 21, 22, 23, 24, 25, 26, 27, 28, 29, 30, 31, 32, 33, 34, 35, 36, 37, 38, 39, 40, 41, 42, 43, 44, 45, 46].

Following the history of transitions of our universe from its accelerating to \rightleftharpoons decelerating phase, one natural question that one may ask is the following: do we expect another transition of our universe from its present accelerating expansion to future decelerating phase? This is a very crucial question in the context of modern cosmology since if our universe starts decelerating again in near future then we have to understand the immediate consequences of this decelerating phase. With the accumulation of a large number of potential cosmological probes from different sources, perhaps it is possible to extract more information about the possible indication of a future deceleration. Therefore, in the present article this has been our main theme where we investigate a specific cosmological theory, namely, the gravitationally influenced adiabatic matter creation theory in light of the presently available cosmological datasets. In the next paragraph we describe the motivation of taking this specific theory for our investigations.

The theory of matter creation has great importance in the cosmological context. The mechanism of matter creation process is totally different from the conventional

*Electronic address: ybolotin@gmail.com

†Electronic address: vcherkaskiy@gmail.com

‡Electronic address: konchatnij@kipt.kharkov.ua

§Electronic address: supriya.maths@presiuniv.ac.in

¶Electronic address: d11102004@163.com

dark energy (within General Relativity) and modified gravity theories, two distinct approaches to understand the late-time accelerating phase of the universe. Since without any need of dark energy and gravity modifications, matter creation theory can explain the present accelerating expansion, hence, it is believed to be a third alternative to both dark energy and modified gravity theories. The basic ingredient of the matter creation theory is the creation rate of matter which is a phenomenological choice, similar to the various dark energy and modified gravity models. Apart from explaining the present accelerating phase within this context [47, 48, 49, 50, 51, 52], the early inflationary phase [53, 54] can also be depicted. In fact, the initial singularity of the universe, can also be traced out with the choice of a constant matter creation rate [55]. Interestingly, and furthermore, with the suitable choice of the creation rate it is possible to describe the entire evolution of the universe [56, 57]. Therefore, the theory of matter creation naturally gained enormous attention due to its potential behavior and emerged as one of the possible routes to explain the dynamical history of the universe.

In the present article we have considered matter creation theory to investigate the possibility of future deceleration. In other words we shall test the transient nature of the cosmic acceleration. However, an important question that one may ask is, how the prediction of transient acceleration, if that really happens in future, will be reliable within the present theoretical framework? Keeping this issue in mind, we have taken a novel approach where the determination of the transient nature of the present accelerating phase arises through a model independent diagnostic – the cosmography [58, 59, 60, 61, 62, 63, 64, 65, 66]. In cosmography, one deals with the minimal assumption of our universe, namely the homogeneous and isotropic principle and makes use of the kinematical/geometrical quantities to understand the dynamical history of the universe in a model independent manner. The most interesting and crucial point is that, one can express the model parameters in terms of the kinematical quantities, and thus, more correct determination within the model framework is possible. This technique has been applied in this article.

The article is organized as follows: In section II we describe the cosmographic parameters with a brief historical background of them. Then in section III we provide with the observational constraints of the cosmographic parameters using the recent geometrical probes. After that in section IV we describe in detail the matter creation theory and consequently in the next section V we first introduce a very generalized matter creation model and relate the model parameters with the cosmographic parameters. We then investigate our interesting question whether the universe may decelerate in future again in section VI. Finally, we conclude the present work with a brief summary of our investigations in section VII

II. BACKGROUND: THE COSMOGRAPHIC METHOD

The fundamental characteristics employed to trace the dynamical evolution of the universe can be either kinematic or dynamical. In the first approach, the governing quantities are directly extracted from the space-time metric while the latter approach relates with the properties of the fields filling the matter sector of the universe. Therefore, one can clearly realize that the dynamical characteristics are model dependent while the kinematical characteristics are more universal. Additionally, the kinematical quantities are free from the uncertainties compared to the physical quantities, for example, the energy densities of various fields, where such uncertainties may appear. That is why the kinematical quantities are convenient for describing the expansion history of the universe. The kinematics of cosmological expansion of a homogeneous and isotropic universe has been called cosmography [58]. Therefore, in cosmography the minimal assumption that is need is the Friedmann-Lemaître-Robertson-Walker (FLRW) geometry of our universe.

In the early sixties of the last century, Allan Sandage [67] defined the primary goal of the cosmologists is, to search for two key parameters of the universe, namely, the Hubble parameter, H , and the deceleration parameter, q . However, an expansion with a constant acceleration is not the only possible realization of the kinematics of a non-stationary universe. A conscious mind can realize that, as the universe evolves, the relative content of the components filling the universe sector should be changing, and as a consequence, the kinematics of the expansion changes which finally results in changes in the cosmic acceleration. Thus, for a more complete description of the kinematics of the cosmological expansion, it is useful to consider an extended set of parameters including the higher-order time derivatives the scale factor, $a(t)$ [59, 60, 63, 65]:

$$\begin{aligned} H(t) &\equiv \frac{1}{a} \frac{da}{dt}; \\ q(t) &\equiv -\frac{1}{a} \frac{d^2a}{dt^2} \left[\frac{1}{a} \frac{da}{dt} \right]^{-2}; \\ j(t) &\equiv \frac{1}{a} \frac{d^3a}{dt^3} \left[\frac{1}{a} \frac{da}{dt} \right]^{-3}; \\ s(t) &\equiv \frac{1}{a} \frac{d^4a}{dt^4} \left[\frac{1}{a} \frac{da}{dt} \right]^{-4}; \\ l(t) &\equiv \frac{1}{a} \frac{d^5a}{dt^5} \left[\frac{1}{a} \frac{da}{dt} \right]^{-5}; \end{aligned} \quad (1)$$

which are known as the cosmographic parameters. They all are model independent and apart from the Hubble parameter, remaining kinematical quantities (equivalently, cosmographic parameters) are dimensionless. The newly introduced parameters, j , s and l are respectively known as jerk parameter, snap parameter and the lerk parameter. The jerk parameter is one of the important kinemat-

ical quantities because it characterizes the evolution of the deceleration parameter. The allowance of the higher derivatives of the scale factor in the kinematical quantities has two positive sides. Firstly, reflects the continuous progress of the observational cosmology and since they are model independent, hence they are indeed very important in the understanding of the expansion history of the universe. Additionally, the extension of the kinematical quantities beyond H and q is motivated to obtain more precise information about the dynamical history of the universe which was characterized only by (H, q) .

The deceleration parameter q can be related to the Hubble parameter H by the following equivalent relations:

$$\begin{aligned} q(t) &= \frac{d}{dt} \left(\frac{1}{H} \right) - 1, \\ q(z) &= \frac{1+z}{H} \frac{dH}{dz} - 1, \\ q(z) &= \frac{1}{2}(1+z) \frac{1}{H^2} \frac{dH^2}{dz} - 1, \\ q(z) &= \frac{1}{2} \frac{d \ln H^2}{d \ln(1+z)} - 1. \end{aligned} \quad (2)$$

The time derivatives of the Hubble parameter can also be expressed in terms of the cosmographic parameters:

$$\begin{aligned} \dot{H} &= -H^2(1+q); \\ \ddot{H} &= H^3(j+3q+2); \\ \dddot{H} &= H^4(s-4j-3q(q+4)-6); \\ \ddot{\ddot{H}} &= H^5(l-5s+10(q+2)j+30(q+2)q+24). \end{aligned} \quad (3)$$

Dunajski and Gibbons [61] proposed an indigenous approach aiming to test the cosmological models satisfying the cosmological principle. The implementation of the method adopts the following sequence of steps [64]:

1. The first Friedman equation is transformed to an ordinary differential equation for the scale factor. This is achieved using the conservation equation for each component included in the model to find the dependence of the energy density on the scale factor.
2. The resulting equation is differentiated (with respect to the cosmic time) as many times as there are free parameters in the model.
3. The time derivatives of the scale factor are expressed through the cosmographic parameters.
4. Solving the obtained system of linear algebraic equations, we express all free parameters of the model in terms of the cosmographic parameters.

The procedure under consideration can be made more universal and effective if the system of Friedmann equations for the Hubble parameter H and its time derivative \dot{H} is considered as the starting point. Differentiating the

equation as many times as required (this number is determined by the number of free parameters in the model), we obtain a system of equations including higher time derivatives of the Hubble parameter, such as \dot{H} , \ddot{H} , \dddot{H} , and so on. These derivatives are directly related to the cosmographic parameters by the relations (3). The proposed approach to find the parameters of cosmological models has many advantages. Let's briefly dwell on them.

1. **Universality:** The method is applicable to any cosmological model which satisfies the cosmological principle. This procedure can also be applied to the models allowing non-gravitational interaction between the fluids [64].
2. **Reliability:** The results are accurate since they follow from the identity transformations.
3. The procedure is very very nice and simple.
4. Free parameters of the models under consideration can be expressed using the model independent cosmographic parameters. There is no need to introduce any additional parameters to perform this procedure.
5. The method is very elegant in the sense that it provides an interesting way to calculate the higher cosmographic parameters using the values of lower ones.
6. The method also offers a simple test in order to analyze the compatibility of the cosmological models under consideration. Since the cosmographic parameters are model independent and hence they are universal, thus, the models are compatible only in a non-zero intersection domain of their parameter space.

To be more specific on the latter point, the model compatibility analysis consists of two steps. In the first step, the model parameters are expressed in terms of the cosmographic parameters. The second step is to find the intervals of cosmological parameter changes that can be realized within the framework of the considered model. Since the cosmographic parameters are universal, the models are considered compatible only in the case of a nonzero intersection of the obtained intervals.

III. OBSERVATIONAL DATA, METHODOLOGY AND CONSTRAINTS ON THE COSMOGRAPHIC PARAMETERS

The plan of this section is to describe the observational datasets that we use to constrain the cosmographic parameters. We use only the geometric datasets in this work since the datasets dependent on some fiducial cosmological model may bias the constraints. We start with the following datasets:

- **Hubble parameter measurements:**

The measurements of Hubble parameter at different redshifts during the evolution of the universe play a very crucial role to understand its evolution history. In this article we use the measurements of the Hubble parameter at different redshifts in a model independent way – known as the cosmic chronometer approach. The cosmic chronometers (CC) are the most massive and passively evolving galaxies in the universe. The underlying mechanism to measure the Hubble parameter values at different redshifts is the following. One needs to determine the quantity dz/dt , where z stands for the redshift, and using the relation

$$H(z) = -\frac{1}{1+z} \frac{dz}{dt},$$

one can estimate the value of the Hubble parameter at some specific redshift. The estimation of the differential dz is acquired through the spectroscopic method with extremely high accuracy and the differential age evolution dt of such galaxies can also be accurately measured. Thus, the measurements of the Hubble parameter are considered to be model independent. We refer to [68] for a detailed explanation of the techniques. In this work, we make use of 30 measurements of the Hubble parameter spanned in the redshift interval $(0, 2)$ [68]. In this

article we refer to this dataset as CC.

- **Supernovae Type Ia:**

The expansion of our universe in an accelerating manner was first indicated through the observations of Supernovae Type Ia (SNIa). These are the geometric probes to understand the late time evolution of the universe and also known as the standard candles. There are different catalogues of SNIa. In the present article, we use the most recent compilation of SNIa, namely the Pantheon sample. This sample comprises of 1048 data points distributed in the redshift region $z \in [0.01, 2.3]$ [69].

- **H_0 from the Hubble Space Telescope:**

We also include a local measurement of the Hubble constant from the Hubble Space Telescope (HST) reporting $H_0 = 74.03 \pm 1.42$ km/s/Mpc at 68% CL [70]. In this article we refer to this dataset as HST.

With the above datasets at hand we now proceed to describe the underlying mechanism of constraining the cosmographic parameters. It is well known that for a spatially flat FLRW universe, the luminosity distance can be expanded using the redshift z together with the cosmographic parameters as follows

$$\begin{aligned} d_L(z) = & cH_0^{-1} \left\{ z + (1 - q_0)z^2/2 - (1 - q_0 - 3q_0^2 + j_0)z^3/6 \right. \\ & \left. + [2 - 2q_0 - 15q_0^2 - 15q_0^3 + 5j_0 + 10q_0j_0 + s_0]z^4/24 + \dots \right\}. \end{aligned} \quad (4)$$

where c is the velocity of light and the sub-index 0 attached to any quantity refers to its present value. One can clearly see that the above infinite series may diverge for $z > 1$. In order to avoid with such divergence issues

related to the highest redshift objects, one can introduce a new variable $y = z/(1+z)$, and consequently recast the above series (4) into the following form [71]

$$\begin{aligned} d_L(y) = & cH_0^{-1} \left\{ y + (3 - q_0)y^2/2 + (11 - j_0 - 5q_0 + 3q_0^2)y^3/6 \right. \\ & \left. + (50 - 7j_0 - 26q_0 + 10q_0j_0 + 21q_0^2 - 15q_0^3 + s_0)y^4/24 + \mathcal{O}(y^5) \right\}. \end{aligned} \quad (5)$$

Thus, with the change of variable $z \rightarrow y$, the previous interval $z \in (0, \infty)$ is now mapped into $y \in (0, 1)$. Now, we move toward the observational constraints on the cosmographic parameters.

In order to constrain the key parameters of this work, we use a very efficient cosmological package **CosmoMC** [72,

73]. This is a Markov chain Monte Carlo package having a convergence diagnostic by Gelman and Rubin [74]. Let us now summarize the observational constraints on the cosmographic parameters using the cosmological datasets shown above.

In Table I we have shown the constraints on

Parameters	CC	Pantheon	Pantheon+HST	Pantheon+CC	Pantheon+HST+CC
H_0	$69.00^{+3.95+7.72}_{-3.97-7.36}$	$70.03^{+19.972+19.97}_{-20.03-20.03}$	$72.90^{+1.78+3.54}_{-1.78-3.54}$	$68.49^{+2.61+5.23}_{-2.65-5.29}$	$71.53^{+1.48+2.84}_{-1.46-2.93}$
q_0	$-0.51^{+0.51+0.51}_{-0.49-0.49}$	$-0.49^{+0.23+0.43}_{-0.25-0.41}$	$-0.49^{+0.23+0.42}_{-0.23-0.41}$	$-0.44^{+0.09+0.15}_{-0.06-0.16}$	$-0.39^{+0.06+0.11}_{-0.05-0.11}$
j_0	$-0.14^{+1.68+3.19}_{-1.70-3.14}$	$-0.48^{+3.21+5.95}_{-3.50-5.66}$	$-0.44^{+3.0+5.81}_{-3.50-5.54}$	$-0.77^{+1.01+2.59}_{-1.42-2.36}$	$-1.71^{+0.80+1.74}_{-0.94-1.68}$
s_0	$-11.08^{+11.77+26.70}_{-14.68-25.37}$	$-12.80^{+13.11+49.87}_{-29.03-36.79}$	$-12.73^{+12.85+48.98}_{-28.23-36.23}$	$-16.14^{+8.49+21.98}_{-11.86-20.11}$	$-23.37^{+6.96+15.62}_{-8.27-14.07}$

TABLE I: 68% and 95% CL constraints on various cosmographic parameters, namely, H_0 , q_0 , j_0 and s_0 , using different geometric datasets.

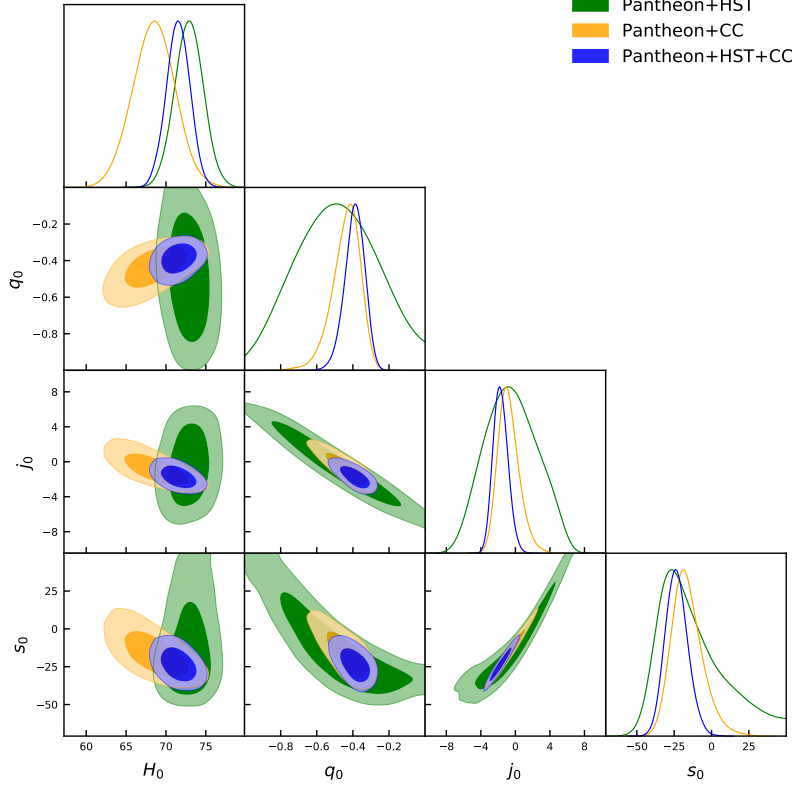


FIG. 1: One-dimensional marginalized distributions of the individual cosmographic parameters and the two-dimensional joint contours of several combinations of the said parameters have been shown for the combined datasets Pantheon+HST, Pantheon+CC and Pantheon+HST+CC.

(H_0, q_0, j_0, s_0) for various cosmological datasets. For CC and Pantheon alone, we have seen (from the one-dimensional marginalized posterior distributions of the parameters) that all the parameters are not constrained properly. However, for the combined datasets, such as Pantheon+HST, Pantheon+CC and Pantheon+HST+CC, all parameters are properly constrained. Therefore, we shall focus on these three combined datasets and due to this reason, in Fig. 1, we have shown the one-dimensional posterior distributions of the cosmographic parameters as well as the joint contours for various combinations of them. One can actually notice that out of the three combinations, Pantheon+HST, Pantheon+CC and Pantheon+HST+CC, the last two combinations (i.e. Pantheon+CC and Pantheon+HST+CC) seem to be effective in terms of the improvement of the parameter space compared to Pantheon+HST. While

concerning the Hubble constant H_0 , one may notice the differences between Pantheon+HST and Pantheon+CC, however, for other parameters, the improvements of their parameter space are quite evident. In order to be more transparent on this issue, in Fig. 2 we have shown the whisker graphs of the cosmographic parameters at 68% CL. The upper left and right graphs of Fig. 2 respectively stand for H_0 and q_0 parameters while the lower left and right plots of Fig. 2 respectively stand for the j_0 and s_0 parameters. Thus, in summary this section shows how the model independent cosmographic parameters can be constrained using the geometric datasets. The constraints on the cosmographic parameters will be helpful at some later stage of this work.

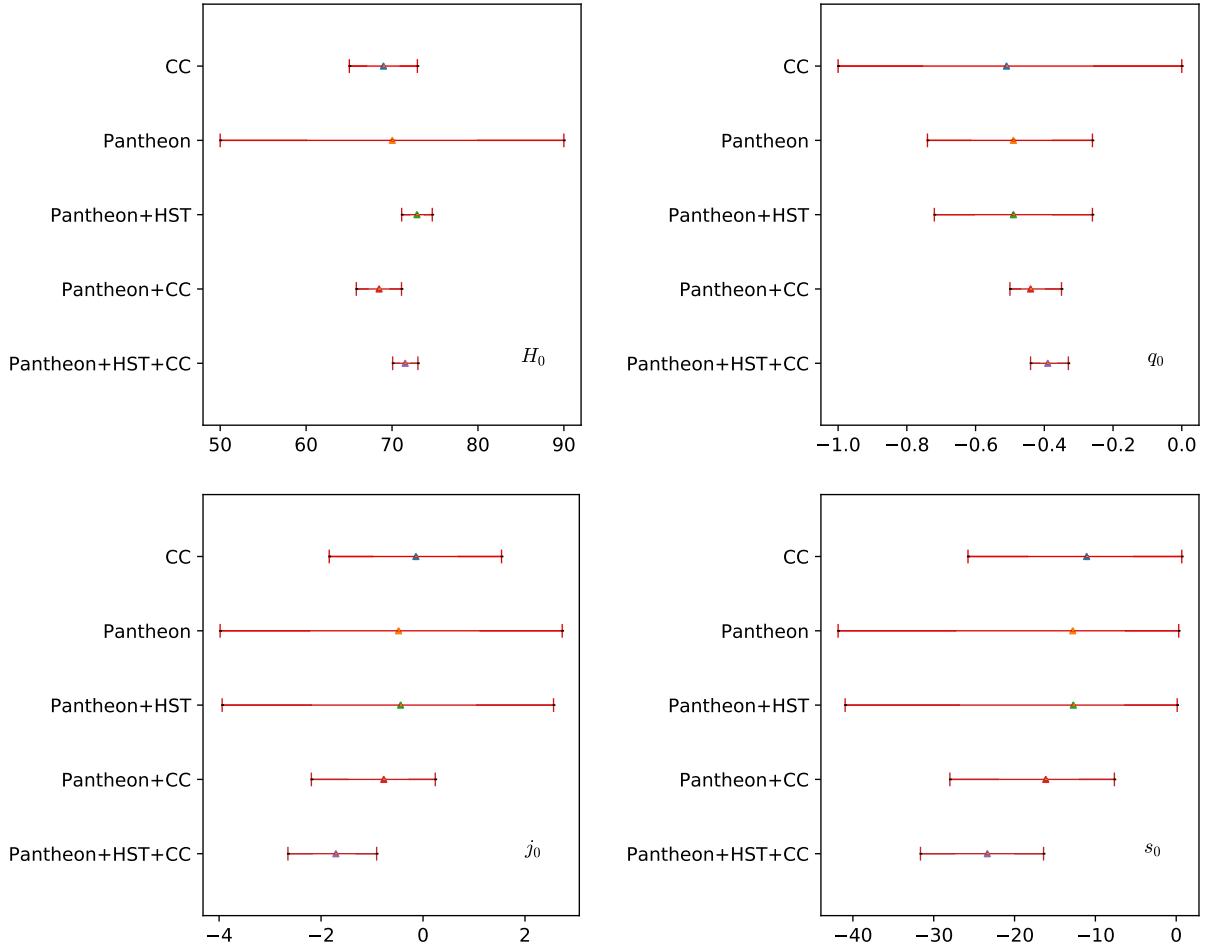


FIG. 2: Whisker graphs at 68% confidence level for the cosmographic parameters have been shown for all the cosmological datasets shown in Table I. The upper left and right graphs respectively stand for the parameters H_0 and q_0 whilst the lower left and right graphs respectively display the parameters j_0 and s_0 . All the graphs clearly show the variation of each parameter for different datasets.

IV. BRIEF DESCRIPTION OF THE MATTER CREATION MODEL

There are many ways to explain the accelerating expansion of the universe. Two well known approaches are the introduction of dark energy (within General Relativity) and the modifications of the General Relativity. The common feature in both the above approaches is the violation of strong energy condition which happens due to the presence of some component with negative pressure. Thus, the key ingredient of the accelerating expansion is the negative pressure, and this negative pressure arises naturally when the system digresses from the thermodynamic equilibrium. This concept was used to propose an alternative mechanism of dark energy and modified gravity theories following Zeldovich [75] where he suggested that negative pressure maybe generated in the particle creation process due to the energy of the gravitational field. However, the realization of the negative pressure is

not so easy because the quantum process of particle production cannot be incorporated into the classical Einstein's field equations. While this difficulty can be bypassed in a phenomenological framework [76] by considering an open thermodynamic system characterized by a fluid with a non-conserved number of particles $N(t)$. The conservation equation for such fluid is described by the following equation

$$\dot{n} + \Theta n = n\Gamma, \quad (6)$$

where $n \equiv N(t)/V$ denotes the number density of the particles within the comoving volume V ; $\Theta = u^\mu_{;\mu}$ refers to the velocity of the expansion of the fluid ($\Theta = u^\mu_{;\mu} = 3H$ for the FLRW metric); the quantity Γ denotes the particle creation rate in the comoving volume and this is the source of the negative pressure where $\Gamma > 0$ represents the particle creation process while $\Gamma < 0$ denotes the annihilation process. Naturally, $\Gamma = 0$ is the no particle creation process.

Let us consider the spatially flat FLRW model of the universe as an open thermodynamical system, the energy momentum tensor of the fluid endowed with particle creation process can be identified as

$$T_{\mu\nu} = (\rho + p + P_c) u_\mu u_\nu + (p + P_c) g_{\mu\nu}, \quad (7)$$

where P_c denotes the pressure term which arises due to production of particle at the expense of the energy of the gravitational field.

Now, one can quickly write down the Friedmann equations as follows (in the units where $8\pi G = 1$)

$$H^2 = \frac{\rho}{3}, \quad \dot{H} = -\frac{1}{2}(\rho + p + P_c). \quad (8)$$

One can also write down conservation equation

$$\dot{\rho} + 3H(\rho + p + P_c) = 0. \quad (9)$$

We now restrict the creation process to be adiabatic. For adiabatic process, it is already well known that the creation pressure is related to the particle creation rate as [47, 48, 49, 50, 51, 52, 55]:

$$P_c = -\frac{\Gamma}{3H}(\rho + p). \quad (10)$$

This shows that for an adiabatic process, the creation pressure can be expressed in terms of the particle creation rate. That means if the particle create rate is known, one can clearly understand the nature of the creation pressure.

The effective equation of state parameter for the cosmological model with the creation of particles reads

$$w_{\text{eff}} = \frac{p_{\text{tot}}}{\rho_{\text{tot}}} = \frac{p + P_c}{\rho} = -1 + \gamma \left(1 - \frac{\Gamma}{3H}\right), \quad (11)$$

where we have considered the barotropic equation-of-state, $p = (\gamma - 1)\rho$. From the above equation, one can notice that for $\Gamma < 3H$, $w_{\text{eff}} > -1$, which corresponds to the quintessence fluid, and for $\Gamma > 3H$, we realize the phantom dark energy ($w_{\text{eff}} < -1$). The case $\Gamma = 3H$ introduces the cosmological constant ($w_{\text{eff}} = -1$).

Now let us focus on one of the main parameters, namely, the deceleration parameter, using the definition of the deceleration parameter $q = -1 - \frac{\ddot{H}}{H^2}$ together with the following equation

$$\dot{H} = -\frac{3}{2}\gamma H^2 \left(1 - \frac{\Gamma}{3H}\right), \quad (12)$$

one can express the deceleration parameter involving the creation rate Γ as

$$q = -1 + \frac{3}{2}\gamma \left(1 - \frac{\Gamma}{3H}\right). \quad (13)$$

Now, using the Friedmann equations in (8), one can also have an equation for the scale factor

$$\frac{\ddot{a}}{a} + \frac{H^2}{2} \left[1 + 3w - \frac{1+w}{H}\Gamma\right] = 0. \quad (14)$$

where we have considered $w = \gamma - 1$. Note that for $\Gamma = 0$, the standard second Friedmann equation can be reproduced.

The model with matter creation ($\Gamma \neq 0$) have been found to explain the evolutionary history of the universe including the present accelerated expansion [50, 51, 52, 76, 77, 78, 79]. Moreover, within this matter creation theory, our universe may return to the decelerating phase in the future, that means, the observed accelerating phase of the universe could be a transient process [62, 78, 80, 81]. We emphasize again that the attractive feature of the matter creation theory is the absence of some hypothetical dark energy fluid.

Now, in order to explain the dynamical evolution of the universe within the context of matter creation theory, one needs to consider the rate of matter creation. The actual matter creation rate is not known yet because this depends on the quantum field theory which is not totally developed. Thus, usually, one considers some specific choices. Here, we consider a very general choice for Γ , that depends on the Hubble rate, H .

We propose the following expression which includes a number of matter creation rates [79]:

$$\Gamma(H) = \sum_i \Gamma_i H^i, \quad (15)$$

where Γ_i 's are constants and the index i could take positive, negative values including zero. So, naturally, with the choice of different values of i , one can generate a number of matter creation models.

Having the generalized choice of the matter creation rate given above, a natural question that immediately arises is the following: How sufficiently can these models describe the dynamical history of the universe? This is a very important question because, the model in eqn. (15), contains a number of free parameters Γ_i and they can influence the dynamics. Therefore, one needs to determine the parameters. Now, the question arises, whether we need to employ some additional cosmological measurements to determine Γ_i 's or one could express them through already known quantities? Below we will show that the free parameters Γ_i 's determining the particle creation rate can indeed be expressed analytically using the cosmographic parameters using the approach proposed in Ref. [66]. Hence, these unknown quantities, namely, Γ_i 's can be estimated through the estimated values of the cosmographic parameters using the observational data. Now, recasting eqn. (12) in the following way

$$\Gamma = 3H \left(1 + \frac{2}{3(1+w)} \frac{\dot{H}}{H^2}\right), \quad (16)$$

one could understand that if the expansion history of the universe is prescribed in terms of the Hubble function $H(z)$, one could clearly understand how the matter creation rate evolves with the evolution of the universe. In this case, the Hubble function $H(z)$ can be

known for some specific models, for example, in the Standard Cosmological Model (SCM), there is no particle production process meaning that $\Gamma = 0$. Now, a given expansion history will lead to some *ad hoc* specification of the matter creation rate $\Gamma(H)$ and this is not much appealing. The simplest and an effective approach is to consider a phenomenological choice of the function $\Gamma(H)$, and then one can constrain this choice using the available information from the known stages of the universe's evolution.

In order to proceed, we break the dynamical history of the universe into three different stages: (i) the early radiation dominated universe, (ii) intermediate matter dominated (decelerating) phase and (iii) the current accelerating expansion. In Ref. [53], the authors formulated a number of conditions the matter creation rate $\Gamma(H)$ should satisfy so that there is no such conflicts associated with the early evolution of the universe and $\Gamma(H) \propto H^2$ was found to be the best choice. For the intermediate matter dominated era, $\Gamma(H) \propto H$ works fine. In fact, with this choice of Γ , eqn. (12) can be solved easily leading to $H \propto t^{-1}$ and consequently, scale factor has a power-law dependence with the cosmic time. With the evolution of the universe, the mechanism of matter creation should start so that the creation pressure could generate the accelerated expansion of the universe. According to the available historical records, present accelerating phase of the universe is well described by the SCM. The Hubble function in this case satisfies the evolution law

$$\dot{H} + \frac{3}{2}H^2 \left[1 - \left(\frac{H_f}{H} \right)^2 \right] = 0, \quad (17)$$

where $H_f = \sqrt{\Lambda/3}$ being the de Sitter asymptotic value of the Hubble parameter ($H \geq H_f$) in which $\Lambda > 0$ refers to the cosmological constant. Therefore, the explicit form of the matter creation function $\Gamma(H)$ can be found using the fact that the evolution equation of the matter creation model characterized by the modified eqn. (12) leads to the cosmological evolution which coincides with the SCM. Thus, comparing eqns. (12) and (17), one finds that

$$\frac{\Gamma}{3H} = \left(\frac{H_f}{H} \right), \quad (18)$$

which gives $\Gamma \propto H^{-1}$. The matter creation rate $\Gamma = 3H_f$ corresponds to the de Sitter phase: $\dot{H} = 0$, $H = H_f = \text{constant}$. Finally, for the constant matter creation rate $\Gamma = \text{constant}$, one obtains the initial singularity of the universe [55]. Therefore, it is evident that different functional form of the matter creation function may lead to different phases of our universe and hence they deserve investigations. Thus, considering various linear combinations of the terms, such as, $\Gamma = \text{constant}$, $\Gamma \propto H$, $\Gamma \propto H^2$, and $\Gamma \propto H^{-1}$, one may certainly construct a wide class of eventual cosmological models in order to investigate the dynamical history of our universe.

V. COSMOGRAPHY OF THE CREATION MODEL

In this section we explicitly show how one could determine the free parameters of any matter creation rate function $\Gamma(H)$. We begin with the following case where the matter creation rate is inversely proportional to the Hubble function:

$$\Gamma(H) = \Gamma_0 + \frac{\Gamma_{-1}}{H}, \quad (19)$$

where the model parameters Γ_0 and Γ_{-1} are real constants, and as we shall show below these free parameters can be expressed in terms of the present values of the cosmographic parameters.

The system of equations needed to find the free parameters is [66]

$$\begin{aligned} \frac{\dot{H}}{\alpha H^2} &= 1 - \frac{1}{3} \frac{\Gamma_0}{H} - \frac{1}{3} \frac{\Gamma_{-1}}{H^2}, \\ \frac{\ddot{H}}{\alpha \dot{H} H} &= 2 - \frac{1}{3} \frac{\Gamma_0}{H}, \quad \alpha \equiv -\frac{3}{2}(1+w). \end{aligned} \quad (20)$$

Now, the cosmographic parameters are related to the time derivatives of the Hubble parameter as follows

$$\begin{aligned} \frac{\dot{H}}{\alpha H^2} &= \frac{1}{\alpha}(1+q), \\ \frac{\ddot{H}}{\alpha \dot{H} H} &\equiv k_1 = \frac{2}{3} \frac{(j+3q+2)}{(1+w)(1+q)}. \end{aligned} \quad (21)$$

Hence, one can now express the free parameters, Γ_0 and Γ_{-1} by solving the system of equations (20) in terms of the cosmographic parameters as

$$\begin{aligned} \frac{\Gamma_0}{H} &= 3(2 - k_1) = 2 \frac{-j + 3w(1+q) + 1}{(1+q)(1+w)}, \\ \frac{\Gamma_{-1}}{H^2} &= 3 \left(k_1 - 1 - \frac{2}{3} \frac{1+q}{1+w} \right) \\ &= -\frac{-2j + 2q^2 + 3(1+q) + q + 1}{(1+w)(1+q)}. \end{aligned} \quad (22)$$

A remark is now in order: The free parameters Γ_i 's are all real constants. They can depend only on the combinations of the cosmographic parameters H, q, j, s, \dots so that Γ_i 's to remain independent of the time and the parameters Γ_i 's in eqn. (22) can be calculated at any time. This is the strength of our approach. Obviously, the cosmographic parameters H, q, j, s, \dots should be known at this point of time. Therefore, we choose the set of cosmographic parameters $H_0, q_0, j_0, s_0, \dots$. It is easy to verify that,

$$\frac{d\Gamma_i}{dt} \equiv 0.$$

Hence, the right-hand sides of the relations in (22) can be calculated taking the present values of the cosmographic parameters, namely, $H_0, q_0, j_0, s_0, \dots$

We stress that the solution (22) is exact. Nevertheless, let us test this in several ways. Recall that the deceleration parameter q in this case takes the form

$$q = -1 + \frac{3}{2}(1+w) \left(1 - \frac{\Gamma}{3H}\right), \quad (23)$$

which allows us to express the matter creation rate as follows:

$$\Gamma = H \left(\frac{1 - 2q + 3w}{1 + w} \right). \quad (24)$$

Let us note that the solutions in (22) are valid for any instance of time. Therefore, substituting (22) into (19), we must reproduce the eqn. (24).

Let us consider another approach to verify the solution (22), namely for the SCM.

$$\Gamma \equiv 0 \Rightarrow \Gamma_0 = \Gamma_{-1} = 0, j = 1, w = 0.$$

It is easy to see that for $\Gamma_0 = 0$, and $\Gamma_{-1} = 0$ one obtains $q = 1/2$. This is the correct value of q for a universe filled with cold matter.

We now consider another matter creation model in which the matter creation rate depends linearly on the Hubble rate:

$$\Gamma = \Gamma_0 + \Gamma_1 H. \quad (25)$$

Similar to the earlier model, this model also contains two free parameters, Γ_0 and Γ_1 . So, our treatment will be similar as performed above. Therefore, following the previous approach one can find the free parameters in terms of the cosmographic parameters as

$$\begin{aligned} \frac{\Gamma_0}{H} &= 2 \frac{j - q(1 + 2q)}{(1 + q)(1 + w)}, \\ \Gamma_1 &= \frac{-2j + 2q^2 + 3w(1 + q) + q + 1}{(1 + w)(1 + q)}. \end{aligned} \quad (26)$$

One can easily verify that the above values of the parameters satisfy the relation (24). Moreover, for the SCM, one has

$$\Gamma \equiv 0 \Rightarrow \Gamma_0 = \Gamma_1 = 0 \Rightarrow 2q^2 + q - 1 = 0 \Rightarrow q = \frac{1}{2},$$

which is again the correct value of q for a universe filled with cold matter.

Further, we consider the following matter creation model having quadratic dependence on the Hubble rate:

$$\Gamma = \Gamma_0 + \Gamma_2 H^2. \quad (27)$$

The free parameters, Γ_0 and Γ_2 , following the earlier techniques, can be expressed as

$$\begin{aligned} \frac{\Gamma_0}{H} &= \frac{2j + 3q(-2q + w - 1) + 3w + 1}{2(1 + q)(1 + w)}, \\ \Gamma_2 H &= \frac{-2j + 2q^2 + 3w(1 + q) + q + 1}{2(1 + w)(1 + q)}. \end{aligned} \quad (28)$$

And similarly, the test relation (24) is valid for the above values and for the SCM we find:

$$\Gamma \equiv 0 \Rightarrow \Gamma_0 = \Gamma_2 = 0 \Rightarrow 2q^2 + q - 1 = 0 \Rightarrow q = \frac{1}{2}.$$

Finally, we consider a general matter creation model in the following way:

$$\Gamma = \Gamma_0 + \Gamma_1 H + \Gamma_{-1}/H. \quad (29)$$

In order to express the free parameters of this model we need to include the third-order time derivative of the Hubble parameter, i.e. \ddot{H} . In this case one can find the following system of equations

$$\begin{aligned} \frac{\dot{H}}{\alpha H^2} &= 1 - \frac{1}{3} \left(\frac{\Gamma_0}{H} + \Gamma_1 + \frac{\Gamma_{-1}}{H^2} \right), \\ \frac{\ddot{H}}{\alpha \dot{H} H} &= 2 - \frac{2}{3} \Gamma_1 - \frac{1}{3} \frac{\Gamma_0}{H}, \\ \frac{\ddot{H}}{\alpha \dot{H} H} &= \left(2 - \frac{2}{3} \Gamma_1 \right) \frac{\dot{H}^2}{\dot{H} H} + \left(2 - \frac{1}{3} \frac{\Gamma_0}{H} - \frac{2}{3} \Gamma_1 \right). \end{aligned} \quad (30)$$

Since the quantities $\dot{H}/(H^2)$, $\ddot{H}/(\dot{H}H)$, $\ddot{H}/(\ddot{H}H)$, and $\dot{H}^2/(\ddot{H}H)$, in the system of equations (30) can be expressed in terms of the dimensionless cosmographic parameters, hence, one can now find the free parameters of the matter creation model in terms of the cosmographic parameters as

$$\begin{aligned} \frac{\Gamma_0}{H} &= -\frac{2[j^2 + j(q(q+4)+1) + q(2q+s+1) + s]}{(1+q)^3(1+w)}, \\ \Gamma_1 &= \frac{j^2 + 2jq + 3q^2 + qs + 3w(1+q)^3 + 3q + s + 1}{(1+q)^3(1+w)}, \\ \frac{\Gamma_{-1}}{H^2} &= \frac{j^2 + 2j(q(q+3)+1) + q(s - q(q+2)(2q+1)) + s}{(1+q)^3(1+w)}. \end{aligned} \quad (31)$$

One can verify the above relations following the same technique we used earlier. Now, considering again the SCM, one can see that the first Friedman equation for this model can alternatively be expressed as

$$s + 2(q + j) + qj = 0.$$

Similarly, since SCM ($\Lambda = 0$, $\Omega_{mat} = 1$) corresponds to $\Gamma_0 = \Gamma_1 = \Gamma_{-1} = 0$, thus, one could easily verify that $q = 1/2$, $j = 1$, $w = 0$ which also leads to $s = -7/2$, as expected in the SCM.

VI. WILL THERE BE ANY DECELERATION OF OUR UNIVERSE IN NEAR FUTURE?

We have now appeared to raise and investigate the most interesting question in this work – will there be any deceleration of our universe in near future? This query has to be investigated in two ways. One is to examine

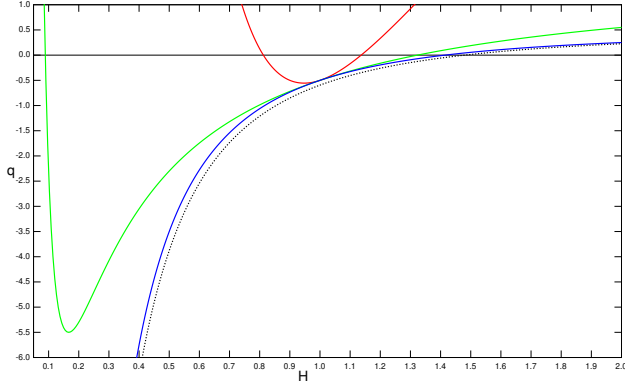


FIG. 3: The evolution of the deceleration parameter $q(H)$ (eqn. 33) driven by the matter creation model (eqn. 29) corresponding to the cosmographic parameter values $q_0 = -0.5$, $j_0 = 1$, and different snap values: $s_0 = -10$ (red), $s_0 = -1.1$ (green), $s_0 = -0.5$ (blue) has been shown for a fixed value of $\gamma = 1.3$. We also compare the results with the SCM result (dashed black curve).

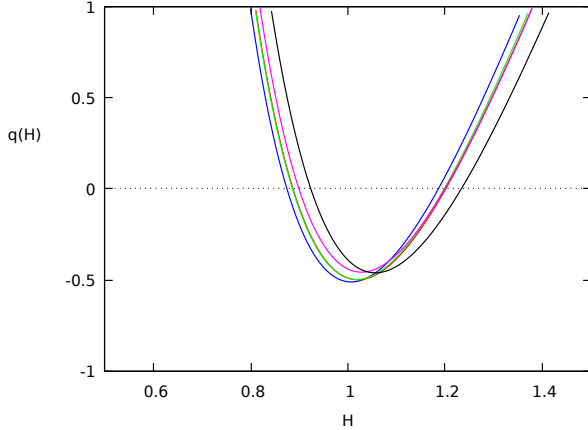


FIG. 4: We show the evolution of the deceleration parameter, $q(H)$ (eqn. 33) driven by the matter creation model (see eqn. 29) using the kinematical constraints (q_0, j_0, s_0) obtained from the cosmological datasets CC (blue), Pantheon (red), Pantheon+HST (green), Pantheon+CC (magenta) and Pantheon+HST+CC (black) (see Table I). Let us note that the curves for Pantheon and Pantheon+HST are very close to each other and hence they are hardly distinguished from one another.

whether the underlying theory may allow such possibility. And secondly, if such possibility is supported by the model, then it is essential to verify whether the possibility of a future decelerating phase is supported from the geometric point of view. In this section we aim to investigate both the possibilities. To begin with, we start with the evolution of the deceleration parameter, q , which in the present framework, that means in presence of the matter creation in the universe, can be written as the function

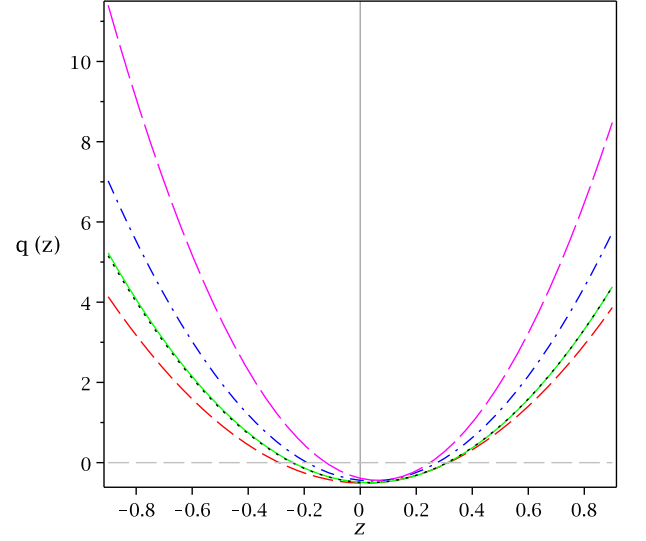


FIG. 5: We show the evolution of the deceleration parameter (35) using the observationally estimated values of the cosmographic parameters from the cosmological datasets, CC (red dashed curve), Pantheon (green solid curve), Pantheon+HST (black dotted curve), Pantheon+CC (blue dashdot curve) and Pantheon+HST+CC (longdashed magenta curve), see Table I. The curves obtained for Pantheon (green solid curve), Pantheon+HST (black dotted curve) datasets are so close to each other and hence they overlap with one another.

of the Hubble parameter H :

$$q \equiv - \left(1 + \frac{\dot{H}}{H^2} \right) = -1 + \frac{3\gamma}{2} \left(1 - \frac{\Gamma}{\Theta} \right), \quad (32)$$

where $\Theta \equiv 3H$, $\gamma \equiv w + 1$ (w being the EoS parameter), and Γ being the matter creation rate. With the choice of the matter creation rate Γ in the form of the 3-parameter decomposition (29), the deceleration parameter takes on the form:

$$q(H) = \frac{(\Gamma_1 - 3\delta)H^2 + \Gamma_0 H + \Gamma_{-1}}{3H^2(\delta - 1)}, \quad (33)$$

where

$$\delta = 1 - \frac{2}{3\gamma}.$$

Therefore, the transient acceleration condition $q(H) = 0$ is equivalent to the existence of two distinct positive roots of the equation

$$(\Gamma_1 - 3\delta)H^2 + \Gamma_0 H + \Gamma_{-1} = 0.$$

Now, for any arbitrary values of the model parameters, Γ_i 's, one can depict the evolution of the deceleration parameter and consequently check the existence of the transient acceleration. Since the model parameters, namely, Γ_i 's can be expressed in terms of the cosmographic parameters (see eqn. (31)), thus, one can estimate the observational bounds on Γ_i 's through the estimations of

q_0, j_0, s_0 in a model independent approach (see section III). This is an indirect method to constrain the matter creation model (eqn. (31)) using the kinematical constraints. Following this, we show the evolution of the deceleration parameter, $q(H)$, in Fig. 3 using some typical values of $q_0 = -0.5, j_0 = 1$ but varied the snap values, s_0 . The red, green and blue curves of Fig. 3 respectively stands for $s_0 = -10, -1.1$ and -0.5 . Additionally, the black dashed curve of Fig. 3 stands for the SCM curve

$$q_{\text{SCM}}(H) = \frac{1}{2} \left(1 - 3 \frac{\Omega_0}{H^2} \right)$$

with $\Omega_0 (= 0.73)$ being the density parameter of the total fluid at present. From Fig. 3, one can clearly see that the transient acceleration within the frame of the matter creation model is certainly allowed for some specific values of the snap parameter (the blue curve drawn for $s_0 = -0.5$ only predicts the transition from the past decelerating phase to the present accelerating phase and this continues so). The SCM model also indicates for an eternal acceleration after the decelerating phase (see the black dashed curve of Fig. 3). The possibility of transient acceleration becomes stronger from Fig. 4 where we use the values of (q_0, j_0, s_0) estimated from the observational datasets summarized in Table I. The Fig. 4 clearly shows that for all the observational datasets, the transient acceleration within this matter creation model (eqn. (29)) is supported by the observational data employed in this work.

So far we discuss the possibility of the transient acceleration within the context of matter creation theory and our result is positive as it agrees with the present observations. However, since such conclusion has a dependence on the underlying cosmological model, although our treatment follows the model independent techniques, but still some hints towards such conclusion from purely geometric point of view would be certainly appealing. In what follows we focus on the next paragraph.

Let us recall the expansion of the scale factor around the present time, t_0 , taking the form [60]:

$$a(t) = 1 + H_0(t - t_0) - \frac{1}{2}q_0H_0^2(t - t_0)^2 + \frac{1}{3!}j_0H_0^3(t - t_0)^3 + \frac{1}{4!}s_0H_0^4(t - t_0)^4 + \mathcal{O}[(t - t_0)^5], \quad (34)$$

where H_0, q_0, j_0, s_0 are the present values of the respective parameters defined in section II. Now using the series expansion of the scale factor (34), one can write down the series expansion of the deceleration parameter in terms of the redshift z as [62]:

$$q(z) = q_0 + (-q_0 - 2q_0^2 + j_0)z + (2q_0 + 8q_0^2 + 8q_0^3 - 7q_0j_0 - 4j_0 - s_0)\frac{z^2}{2} + \mathcal{O}(z^3), \quad (35)$$

and this expression is not related to any underlying model. Thus, from its evolution one could determine the

transient nature of the universe purely from the model independent approach since the determination of the cosmological parameters does not depend on any underlying cosmological model. In Fig. 5 we show the evolution of the deceleration parameter (35) taking the values of (q_0, j_0, s_0) from all the observational datasets summarized in Table I. One can clearly see from Fig. 5 that the observational data used in this work clearly indicate a smooth transition of the deceleration parameter from its present accelerating phase to the future decelerating phase. So, we see that the prediction of a transient accelerating feature of our universe within the framework of the matter creation model matches perfectly with the prediction from the model independent approach.

VII. CONCLUSION

With the developments of the observational science, cosmology has become more promising at present time. If we look at its theoretical developments together with the large amount of observational data, our universe should have experienced with two accelerating phases, one during its very early evolution, known as inflation and the latter is the currently going accelerating phase. Between these accelerating phases, a decelerating phase should have existed in agreement with the structure formation of the universe. This is a very rough picture of the universe up to present day the modelling of which has been the key issue for the cosmologists. While living with this exciting accelerating phase, one may naturally inquire, *whether the universe will continue with this accelerating expansion or it may possibly decelerate in near future?* This is certainly a very crucial question because the possibility of a future deceleration may constrain abruptly the outlook of the modern cosmological picture. In fact, it is also necessary to investigate whether such possibility is allowed from the observational data. Being motivated with this question, in the present article, we have therefore made an attempt to answer this question.

Whilst investigating such delicate issue, we have concentrated on the model independent parameters that relate with the model parameters of the underlying theory we are interested in. Since matter creation theory is one of the appealing direction of cosmological research, as signaled by past and recent investigations, thus, we considered a generalized matter creation theory and converted all its model parameters in terms of the cosmographic parameters, namely, H_0, q_0, j_0 and s_0 . Using the observational constraints on the cosmographic parameters (Section III), one can now trace the evolution history of the universe in terms of the deceleration parameter. Our analysis clearly shows that (Fig. 3 and Fig. 4) in agreement with the geometric probes, the underlying model of the matter creation theory predicts a future deceleration of our universe, that means the existence of transient acceleration is supported. In order to be more precise on this issue, we have directly used the model independent

expression for the deceleration parameter and depict the evolution of the deceleration parameter resulting in the decelerating phase of the universe after its currently going accelerating phase (see Fig. 5). Thus, the possibility of the transient acceleration in the late universe, within the theory of matter creation, is supported by the recent observations.

However, the theory of matter creation is not the only one predicting the possibility of the transient acceleration in late universe. In fact, according to the existing literature, the possibility of such transient acceleration is not a new result in cosmology. Earlier investigations in several cosmological theories have pointed out that the recent accelerating phase of our universe may not be eternal and the expansion of our universe may decelerate again in future, see for instance a list of works performed by several investigators in various directions with similar conclusion [62, 77, 78, 81, 82, 83, 84, 85, 86, 87, 88, 89, 90, 91, 92].

In summary, we certainly believe that the investigations toward this direction should be performed with

more potential cosmological datasets from present and upcoming cosmological surveys. Apart from the detection of such transient acceleration, it is also essential to investigate the future dynamics of the universe under such circumstances. The aim of such investigations is not to examine the possible transition game of our universe, rather, to be more informative about the dynamics of the universe in the future.

VIII. ACKNOWLEDGMENTS

SP was supported by the Mathematical Research Impact-Centric Support Scheme (MATRICS), File No. MTR/2018/000940, given by the Science and Engineering Research Board (SERB), Govt. of India. WY was supported by the National Natural Science Foundation of China under Grants No. 11705079 and No. 11647153.

-
- [1] A. G. Riess *et al.* (Supernova Search Team), *Astron. J.* **116**, 1009 (1998), arXiv:astro-ph/9805201 .
 - [2] S. Perlmutter *et al.* (Supernova Cosmology Project), *Astrophys. J.* **517**, 565 (1999), arXiv:astro-ph/9812133 .
 - [3] G. Hinshaw *et al.* (WMAP), *Astrophys. J. Suppl.* **208**, 19 (2013), arXiv:1212.5226 [astro-ph.CO] .
 - [4] N. Suzuki *et al.* (Supernova Cosmology Project), *Astrophys. J.* **746**, 85 (2012), arXiv:1105.3470 [astro-ph.CO] .
 - [5] N. Aghanim *et al.* (Planck), “Planck 2018 results. VI. Cosmological parameters,” (2018), arXiv:1807.06209 [astro-ph.CO] .
 - [6] A. H. Guth, *Phys. Rev. D* **23**, 347 (1981).
 - [7] A. D. Linde, *Adv. Ser. Astrophys. Cosmol.* **108**, 389 (1982).
 - [8] J. D. Barrow and M. S. Turner, *Nature* **292**, 35 (1981).
 - [9] A. H. Guth and S. Pi, *Phys. Rev. Lett.* **49**, 1110 (1982).
 - [10] J. D. Barrow and M. S. Turner, *Nature* **298**, 801 (1982).
 - [11] A. D. Linde, *Rept. Prog. Phys.* **47**, 925 (1984).
 - [12] A. D. Linde, *Phys. Lett. B* **162**, 281 (1985).
 - [13] L. A. Kofman and A. D. Linde, *Nucl. Phys. B* **282**, 555 (1987).
 - [14] A. B. Burd and J. D. Barrow, *Nucl. Phys. B* **308**, 929 (1988).
 - [15] J. D. Barrow, *Phys. Lett. B* **235**, 40 (1990).
 - [16] J. D. Barrow, *Phys. Rev. D* **48**, 1585 (1993).
 - [17] J. D. Barrow and P. Parsons, *Phys. Rev. D* **52**, 5576 (1995), arXiv:astro-ph/9506049 .
 - [18] J. D. Barrow and A. Paliathanasis, *Phys. Rev. D* **94**, 083518 (2016), arXiv:1609.01126 [gr-qc] .
 - [19] A. Paliathanasis, *Eur. Phys. J. C* **77**, 438 (2017), arXiv:1706.06400 [gr-qc] .
 - [20] P. J. E. Peebles and A. Vilenkin, *Phys. Rev. D* **59**, 063505 (1999), arXiv:astro-ph/9810509 .
 - [21] N. Banerjee and D. Pavón, *Phys. Rev. D* **63**, 043504 (2001), arXiv:gr-qc/0012048 .
 - [22] P. J. E. Peebles and B. Ratra, *Rev. Mod. Phys.* **75**, 559 (2003), arXiv:astro-ph/0207347 .
 - [23] E. J. Copeland, M. Sami, and S. Tsujikawa, *Int. J. Mod. Phys. D* **15**, 1753 (2006), arXiv:hep-th/0603057 .
 - [24] S. Pan and S. Chakraborty, *Eur. Phys. J. C* **73**, 2575 (2013), arXiv:1303.5602 [gr-qc] .
 - [25] A. Paliathanasis, M. Tsamparlis, S. Basilakos, and J. D. Barrow, *Phys. Rev. D* **91**, 123535 (2015), arXiv:1503.05750 [gr-qc] .
 - [26] A. Paliathanasis, S. Pan, and S. Pramanik, *Class. Quant. Grav.* **32**, 245006 (2015), arXiv:1508.06543 [gr-qc] .
 - [27] J. de Haro, J. Amorós, and S. Pan, *Phys. Rev. D* **93**, 084018 (2016), arXiv:1601.08175 [gr-qc] .
 - [28] J. de Haro, J. Amorós, and S. Pan, *Phys. Rev. D* **94**, 064060 (2016), arXiv:1607.06726 [gr-qc] .
 - [29] A. Paliathanasis, *Phys. Rev. D* **95**, 064062 (2017), arXiv:1701.04360 [gr-qc] .
 - [30] W. Yang, N. Banerjee, and S. Pan, *Phys. Rev. D* **95**, 123527 (2017), arXiv:1705.09278 [astro-ph.CO] .
 - [31] A. Das, A. Banerjee, S. Chakraborty, and S. Pan, *Pramana* **90**, 19 (2018), arXiv:1706.08145 [gr-qc] .
 - [32] W. Yang, S. Pan, E. Di Valentino, R. C. Nunes, S. Vagnozzi, and D. F. Mota, *JCAP* **09**, 019 (2018), arXiv:1805.08252 [astro-ph.CO] .
 - [33] S. Pan, A. Mukherjee, and N. Banerjee, *Mon. Not. Roy. Astron. Soc.* **477**, 1189 (2018), arXiv:1710.03725 [astro-ph.CO] .
 - [34] P. Das, S. Pan, S. Ghosh, and P. Pal, *Phys. Rev. D* **98**, 024004 (2018), arXiv:1801.07970 [hep-th] .
 - [35] J. D. Barrow and A. Paliathanasis, *Gen. Rel. Grav.* **50**, 82 (2018), arXiv:1611.06680 [gr-qc] .
 - [36] W. Yang, S. Pan, and J. D. Barrow, *Phys. Rev. D* **97**, 043529 (2018), arXiv:1706.04953 [astro-ph.CO] .
 - [37] J. Haro, J. Amorós, and S. Pan, *Eur. Phys. J. C* **79**, 505 (2019), arXiv:1901.00167 [gr-qc] .
 - [38] W. Yang, N. Banerjee, A. Paliathanasis, and S. Pan, *Phys. Dark Univ.* **26**, 100383 (2019), arXiv:1812.06854 [astro-ph.CO] .

- [39] W. Yang, S. Pan, A. Paliathanasis, S. Ghosh, and Y. Wu, *Mon. Not. Roy. Astron. Soc.* **490**, 2071 (2019), arXiv:1904.10436 [gr-qc] .
- [40] W. Yang, S. Pan, E. Di Valentino, A. Paliathanasis, and J. Lu, *Phys. Rev. D* **100**, 103518 (2019), arXiv:1906.04162 [astro-ph.CO] .
- [41] A. Paliathanasis, S. Pan, and W. Yang, *Int. J. Mod. Phys. D* **28**, 1950161 (2019), arXiv:1903.02370 [gr-qc] .
- [42] P. Das, S. Pan, and S. Ghosh, *Phys. Lett. B* **791**, 66 (2019), arXiv:1810.06606 [hep-th] .
- [43] A. Paliathanasis, G. Leon, and S. Pan, *Gen. Rel. Grav.* **51**, 106 (2019), arXiv:1811.10038 [gr-qc] .
- [44] J. Haro, J. Amorós, and S. Pan, *Eur. Phys. J. C* **80**, 404 (2020), arXiv:1908.01516 [gr-qc] .
- [45] A. Giacomini, G. Leon, A. Paliathanasis, and S. Pan, *Eur. Phys. J. C* **80**, 184 (2020), arXiv:2001.02414 [gr-qc] .
- [46] S. Pan, J. de Haro, W. Yang, and J. Amorós, 2001.09885 (2020).
- [47] G. Steigman, R. C. Santos, and J. A. S. Lima, *JCAP* **06**, 033 (2009), arXiv:0812.3912 [astro-ph] .
- [48] J. A. S. Lima, S. Basilakos, and F. E. M. Costa, *Phys. Rev. D* **86**, 103534 (2012), arXiv:1205.0868 [astro-ph.CO] .
- [49] J. A. S. Lima, L. L. Graef, D. Pavon, and S. Basilakos, *JCAP* **10**, 042 (2014), arXiv:1406.5538 [gr-qc] .
- [50] R. O. Ramos, M. Vargas dos Santos, and I. Waga, *Phys. Rev. D* **89**, 083524 (2014), arXiv:1404.2604 .
- [51] J. A. S. Lima, R. C. Santos, and J. V. Cunha, *Journal of Cosmology and Astroparticle Physics* **2016**, 027 (2016), arXiv:1508.07263 .
- [52] S. Pan, J. de Haro, A. Paliathanasis, and R. J. Slagter, *Mon. Not. Roy. Astron. Soc.* **460**, 1445 (2016), arXiv:1601.03955 .
- [53] E. Gunzig, R. Maartens, and A. V. Nesteruk, *Classical and Quantum Gravity* **15**, 923 (1998), arXiv:astro-ph/9703137 .
- [54] L. R. W. Abramo and J. A. S. Lima, *Class. Quant. Grav.* **13**, 2953 (1996), arXiv:gr-qc/9606064 .
- [55] J. de Haro and S. Pan, *Class. Quant. Grav.* **33**, 165007 (2016), arXiv:1512.03100 [gr-qc] .
- [56] J. A. S. Lima, S. Basilakos, and J. Sola, *Mon. Not. Roy. Astron. Soc.* **431**, 923 (2013), arXiv:1209.2802 [gr-qc] .
- [57] E. L. D. Perico, J. A. S. Lima, S. Basilakos, and J. Sola, *Phys. Rev. D* **88**, 063531 (2013), arXiv:1306.0591 [astro-ph.CO] .
- [58] S. Weinberg, *Gravitation and Cosmology* (John Wiley and Sons, New York, 1972).
- [59] M. Visser, *General Relativity and Gravitation* **37**, 1541 (2005), arXiv:gr-qc/0411131 .
- [60] M. Visser, *Classical and Quantum Gravity* **21**, 2603 (2004), arXiv:gr-qc/0309109 .
- [61] M. Dunajski and G. Gibbons, *Classical and Quantum Gravity* **25**, 235012 (2008), arXiv:0807.0207 .
- [62] A. C. C. Guimarães and J. A. S. Lima, *Class. Quant. Grav.* **28**, 125026 (2011), arXiv:1005.2986 [astro-ph.CO] .
- [63] Y. L. Bolotin, O. A. Lemets, and D. A. Yerokhin, *Physics-Uspekhi* **55**, 876 (2012), arXiv:1511.06532 .
- [64] Y. L. Bolotin, V. A. Cherkaskiy, and O. A. Lemets, *International Journal of Modern Physics D* **25**, 1650056 (2016), arXiv:1503.04056 .
- [65] P. K. S. Dunsby and O. Luongo, *International Journal of Geometric Methods in Modern Physics* **13**, 1630002 (2016), arXiv:1511.06532 .
- [66] Y. L. Bolotin, V. A. Cherkaskiy, O. Y. Ivashchenko, M. I. Konchatnyi, and L. G. Zazunov, “Applied cosmography: A pedagogical review,” (2018), arXiv:1812.02394 [gr-qc] .
- [67] A. Sandage, *Astrophysical Journal* **136**, 319 (1962).
- [68] M. Moresco, L. Pozzetti, A. Cimatti, R. Jimenez, C. Maraston, L. Verde, D. Thomas, A. Citro, R. Tojeiro, and D. Wilkinson, *Journal of Cosmology and Astroparticle Physics* **2016**, 014 (2016).
- [69] D. M. Scolnic *et al.*, *Astrophys. J.* **859**, 101 (2018), arXiv:1710.00845 [astro-ph.CO] .
- [70] A. G. Riess, S. Casertano, W. Yuan, L. M. Macri, and D. Scolnic, *Astrophys. J.* **876**, 85 (2019), arXiv:1903.07603 [astro-ph.CO] .
- [71] C. Cattoen and M. Visser, *Class. Quant. Grav.* **24**, 5985 (2007), arXiv:0710.1887 [gr-qc] .
- [72] A. Lewis and S. Bridle, *Phys. Rev. D* **66**, 103511 (2002), arXiv:astro-ph/0205436 .
- [73] A. Lewis, A. Challinor, and A. Lasenby, *Astrophys. J.* **538**, 473 (2000), arXiv:astro-ph/9911177 .
- [74] A. Gelman and D. Rubin, *Statistical Science* **7**, 457 (1992).
- [75] Y. B. Zel’dovich, *Soviet Journal of Experimental and Theoretical Physics Letters* **12**, 307 (1970).
- [76] J. A. S. Lima, M. O. Calvao, and I. Waga, “Cosmology, thermodynamics and matter creation,” (2007), arXiv:0708.3397 [astro-ph] .
- [77] S. Pan and S. Chakraborty, *The European Physical Journal C* **73**, 2575 (2013), arXiv:1303.5602 .
- [78] S. Chakraborty, S. Pan, and S. Saha, *Phys. Lett. B* **738**, 424 (2014), arXiv:1411.0941 .
- [79] S. Chakraborty, *Phys. Lett. B* **732**, 81 (2014), arXiv:1403.5980 .
- [80] A. Shafieloo, V. Sahni, and A. A. Starobinsky, *Phys. Rev. D* **80**, 101301 (2009).
- [81] S. Pan and S. Chakraborty, *Adv. High Energy Phys.* **2015**, 654025 (2015), arXiv:1404.3273 [gr-qc] .
- [82] J. G. Russo, *Phys. Lett. B* **600**, 185 (2004), arXiv:hep-th/0403010 .
- [83] N. Bilic, G. B. Tupper, and R. D. Viollier, *JCAP* **10**, 003 (2005), arXiv:astro-ph/0503428 .
- [84] F. C. Carvalho, J. S. Alcaniz, J. A. S. Lima, and R. Silva, *Phys. Rev. Lett.* **97**, 081301 (2006), arXiv:astro-ph/0608439 .
- [85] S. K. Srivastava, *Phys. Lett. B* **648**, 119 (2007), arXiv:astro-ph/0603601 .
- [86] Q. Wu, N. O. Santos, P. Vo, and A. Wang, *JCAP* **09**, 004 (2008), arXiv:0804.0620 [astro-ph] .
- [87] M. C. Bento, R. G. Felipe, and N. M. C. Santos, *Phys. Rev. D* **77**, 123512 (2008), arXiv:0801.3450 [astro-ph] .
- [88] J. C. Fabris, B. Fraga, N. Pinto-Neto, and W. Zimdahl, *JCAP* **04**, 008 (2010), arXiv:0910.3246 [astro-ph.CO] .
- [89] N. Bose and A. S. Majumdar, *Mon. Not. Roy. Astron. Soc.* **418**, L45 (2011), arXiv:1010.5071 [astro-ph.CO] .
- [90] C. Z. Vargas, W. S. Hipolito-Ricardi, and W. Zimdahl, *JCAP* **04**, 032 (2012), arXiv:1112.5337 [astro-ph.CO] .
- [91] X.-m. Chen, Y. Gong, E. N. Saridakis, and Y. Gong, *Int. J. Theor. Phys.* **53**, 469 (2014), arXiv:1111.6743 [astro-ph.CO] .
- [92] J.-Z. Qi, R.-J. Yang, M.-J. Zhang, and W.-B. Liu, *Res. Astron. Astrophys.* **16**, 022 (2016), arXiv:1403.7287 [gr-qc] .