

Low-Complexity Detection of Small Frequency Changes by the Generalized LMPU Test

Eyal Levy and Tirza Routtenberg*,

School of Electrical and Computer Engineering,

Ben-Gurion University of the Negev, Beer-Sheva 84105, Israel

Abstract

In this paper, we consider the detection of a small change in the frequency of sinusoidal signals, which arises in various signal processing applications. The generalized likelihood ratio test (GLRT) for this problem uses the maximum likelihood (ML) estimator of the frequency, and therefore suffers from high computational complexity. In addition, the GLRT is not necessarily optimal and its performance may degrade for non-asymptotic scenarios that are characterized by close hypotheses and small sample sizes. In this paper we propose a new detection method, named the generalized locally most powerful unbiased (GLMPU) test, which is a general method for local detection in the presence of nuisance parameters. A closed-form expression of the GLMPU test is developed for the detection of frequency deviation in the case where the complex amplitudes of the measured signals are unknown. Numerical simulations show improved performance over the GLRT in terms of probability of detection performance and computational complexity.

Index Terms

Locally most powerful unbiased test, nuisance parameters, low-complexity detection methods, frequency deviation

I. INTRODUCTION

The problem of detection of small frequency deviations in sinusoidal signals with unknown complex amplitudes arises in many applications such as sonar, communications, and power systems [1]. For example, in power systems small frequency changes can be a precursor to various faults and contingencies [2–4]. Another example is in atomic clocks, which are widely employed in current electronic systems for guaranteeing accurate synchronization and/or high stability of the time reference. One of the most important types of faults that may affect the atomic clock behavior is the frequency jump [5, 6]. Thus, the ability to detect and track varying frequency deviation is highly desirable for attaining robustness and sustainability in various systems.

The detection of frequency deviation with unknown amplitudes is a special case of composite hypothesis testing, in which the likelihood depends on unknown parameters. For the general case of composite hypothesis testing, the uniformly most powerful (UMP) test does not usually exist [7]. Instead, the generalized likelihood ratio test (GLRT) is widely used due to its ease of implementation and its asymptotic properties [8, 9]. However, the GLRT uses the maximum likelihood (ML) estimator, and therefore suffers from high complexity in nonlinear models. Moreover, the GLRT is not optimal in the Neyman-Pearson sense [10] and its performance may degrade for non-asymptotic scenarios that are characterized by close hypotheses, small sample sizes, or mismatched models [10–14]. Thus, new

*Corresponding author. E-mail address: tirzar@bgu.ac.il.

methods are required with low complexity and satisfactory non-asymptotic performance. In general, for two-sided hypothesis testing, some restrictions have to be added to the locally most powerful (LMP) approach in order to obtain a valid test. Two widely-used restrictions are: 1) invariance tests, which results in the LMP invariant test [10, 15]; and 2) unbiasedness in the sense of tests where the probability of detection is greater than (or equal to) the probability of false alarm [8], which results in the LMP unbiased (LMPU) test [16]. In this paper, the second approach has been adopted in order to obtain a valid test for composite two-sided hypothesis testing.

In this paper, we consider the problem of the detection of a frequency deviation from a nominal value for sinusoidal signals with unknown complex amplitudes. Since the hypotheses are assumed to be close, our goal is to develop a low-complexity detector for the detection of small changes in the frequency. To this end, we present the theoretical concept of the *generalized locally most powerful unbiased* (GLMPU) detector. The GLMPU detector provides a general local detection approach in the presence of unknown nuisance parameters. Similar to the concept of the GLRT [17], the GLMPU detector is obtained by substituting the ML estimators of the nuisance parameters into the LMPU test. When the estimation error of the nuisance parameters is small, the GLMPU test is expected to be close to the LMPU test. The GLMPU test is the two-sided version of the GLMP for one-sided local hypothesis testing in the presence of unknown nuisance parameters described in [18, 19]. We derive closed-form expressions of the LMPU and GLMPU tests for local frequency deviation detection. We provide simulation results in practical settings and demonstrate that the proposed GLMPU and LMPU tests outperform the GLRT methods for a small false alarm probability. Furthermore, the computational complexity of the LMPU and GLMPU tests is lower than that of the GLRT, since it does not require estimation of the frequency.

II. PROBLEM FORMULATION: DETECTION OF SMALL FREQUENCY DEVIATIONS

We consider a binary hypothesis testing problem in which M sensors collaborate to detect the presence of a frequency deviation in a sinusoidal signal. This hypothesis testing problem is formulated as follows:

$$\begin{cases} \mathcal{H}_0 : x_m[n] = A_m e^{j\gamma n} + w_m[n] \\ \mathcal{H}_1 : x_m[n] = A_m e^{j\gamma \frac{\omega_0 + \Delta}{\omega_0} n} + w_m[n] \end{cases}, \quad n = 0, \dots, N-1 \text{ and } m = 1, \dots, M, \quad (1)$$

where $x_m[n]$ is the observation at time n measured by the m th sensor, γ represents the sampling angle, and the sequence $\{w_m[n]\}_{n=0}^{N-1}$ is an independent complex circularly symmetric zero-mean Gaussian noise sequence with known variances σ_m^2 , $m = 1, \dots, M$. The m th complex amplitude is denoted by $A_m \in \mathbb{C}$, $m = 1, \dots, M$, ω_0 is the *known* nominal system frequency under normal conditions, and Δ is the *unknown* frequency deviation. That is, the observations are sampled versions of a sinusoidal signal sampled $\frac{2\pi}{\gamma}$ times per cycle of the nominal frequency, ω_0 , where the signal frequency is ω_0 and $\omega_0 + \Delta$ under hypotheses \mathcal{H}_0 and \mathcal{H}_1 , respectively. The goal is to detect whether there is a nonzero frequency deviation, Δ , which is assumed to be small, based on the M observation vectors, $\mathbf{x}_m \triangleq [x_m[0], \dots, x_m[N-1]]^T$, $m = 1, \dots, M$, in the presence of unknown nuisance parameters, A_1, \dots, A_M . The model in (1)

For this case, the likelihood ratio test (LRT), which assumes the knowledge of the unknown parameters A_1, \dots, A_M ,

and Δ , is given by (see, e.g. Subsection 3.2 in [20]):

$$T_{\text{LRT}}(\mathbf{x}) = \sum_{m=1}^M \frac{\text{Re} \{A_m \mathbf{x}_m^H \mathbf{s}(\omega_0 + \Delta)\}}{\sigma_m^2} - \sum_{m=1}^M \frac{\text{Re} \{A_m \mathbf{x}_m^H \mathbf{s}(\omega_0)\}}{\sigma_m^2}, \quad (2)$$

where $\mathbf{x} \triangleq [\mathbf{x}_1^T, \dots, \mathbf{x}_M^T]^T$, $\text{Re}\{\cdot\}$ and $\text{IM}\{\cdot\}$ denote the real and imaginary parts of its argument, and

$$\mathbf{s}(\omega) \triangleq [1, e^{j\gamma\frac{\omega}{\omega_0}}, e^{j\gamma\frac{\omega}{\omega_0}^2}, \dots, e^{j\gamma\frac{\omega}{\omega_0}^{(N-1)}}]^T, \quad \forall \omega \in \mathbb{R}. \quad (3)$$

The left and right terms on the r.h.s. of (2) are associated with the log-likelihood functions under hypothesis \mathcal{H}_1 and \mathcal{H}_0 , respectively.

The GLRT replaces the unknown parameters in the two likelihoods in the LRT with the associated ML estimator of the unknown parameters under each hypothesis. In particular, the ML estimator of the frequency deviation, Δ , under hypothesis \mathcal{H}_1 is given by [21]:

$$\hat{\Delta} = \arg \max_{\alpha \in [-\frac{\omega_0\pi}{\gamma}, \frac{\omega_0\pi}{\gamma})} \frac{1}{N} \sum_{m=1}^M \frac{|\mathbf{s}^H(\omega_0 + \alpha) \mathbf{x}_m|^2}{\sigma_m^2}, \quad (4)$$

where we restrict the estimates of Δ to be in $[-\frac{\omega_0\pi}{\gamma}, \frac{\omega_0\pi}{\gamma})$, in order to avoid ambiguities. The ML estimators of A_m under hypotheses \mathcal{H}_1 and \mathcal{H}_0 are given by $\hat{A}_m^{(1)} = \frac{1}{N} \mathbf{s}^H(\omega_0 + \hat{\Delta}) \mathbf{x}_m$ and $\hat{A}_m^{(0)} = \frac{1}{N} \mathbf{s}^H(\omega_0) \mathbf{x}_m$, for $m = 1, \dots, M$, respectively. By substituting (4) and $\hat{A}_m^{(1)}$ into the left term on the r.h.s. of (2), and substituting $\hat{A}_m^{(0)}$ in the right term, we obtain the the GLRT for the considered problem:

$$T_{\text{GLRT}}(\mathbf{x}) = \frac{1}{N} \sum_{m=1}^M \frac{|\mathbf{x}_m^H \mathbf{s}(\omega_0 + \hat{\Delta})|^2 - |\mathbf{x}_m^H \mathbf{s}(\omega_0)|^2}{\sigma_m^2}. \quad (5)$$

The GLRT in (5) has two fundamental drawbacks: 1) it requires the computation of the ML estimator of the frequency deviation, Δ , from (4), which is based on a search approach and, thus, suffers from high computational complexity and long runtime for real-time applications (see, e.g. [21, 22]); and 2) when Δ has small values, the alternative is close to the null hypothesis and the GLRT performance may degrade and be outperformed by local detectors. As an alternative to the GLRT, in the following we construct a new concept of the GLMPU test, which has merit in terms of low computational complexity and high detection performance, especially for small deviations of the detected parameter.

III. GLMPU TEST FOR LOCAL DETECTION WITH NUISANCE PARAMETERS

In many cases, the optimal UMP test does not exist. For these cases, the LMP test yields the maximum probability of detection for weak signals that are near the local value [8, 9, 17]. However, the LMP and LMPU tests do not involve unknown parameters, except for the local parameter. In this section, we propose the GLMPU test, which is a generalization of the LMPU test for two-sided hypothesis testing regarding a local parameter (i.e. detection of weak signals) with additional, unknown nuisance parameters. We develop the GLMPU test for general local detection in the presence of nuisance parameters in Subsection III-A. Then, we derive the LMPU and the GLMPU tests for the special case of the detection of frequency deviation in Subsection III-B.

A. GLMPU test

We consider the following general two-sided composite hypothesis testing:

$$\begin{cases} \mathcal{H}_0 : \mathbf{x} \sim f(\mathbf{x}; \theta_l, \boldsymbol{\theta}_n), \theta_l = \theta_0 \\ \mathcal{H}_1 : \mathbf{x} \sim f(\mathbf{x}; \theta_l, \boldsymbol{\theta}_n), \theta_l \neq \theta_0 \end{cases}, \quad (6)$$

where, with slight abuse of notation, $\mathbf{x} \in \Omega_{\mathbf{x}}$ in this subsection is the observation vector for the general case, where $\Omega_{\mathbf{x}}$ is the observation space. The pdf of \mathbf{x} under both hypotheses, $f(\mathbf{x}; \theta_l, \boldsymbol{\theta}_n)$, is assumed to be a continuous and twice differentiable function with respect to (w.r.t.) the local parameter, $\theta_l \in \mathbb{R}$, for any unknown nuisance parameter vector, $\boldsymbol{\theta}_n \in \mathbb{C}^K$. Our goal here is to implement the LMPU test for the model in (6), by maximizing the probability of detection for a given probability of false alarm for small deviations from the null hypothesis around a boundary value of a *local* parameter, $\theta_l = \theta_0$, i.e. in the local, open neighborhood,

$$\Omega_{\delta} \triangleq \{\theta_l \in \mathbb{R}, |\theta_l - \theta_0| < \delta\}. \quad (7)$$

Since the hypothesis testing in (6) includes two-sided alternatives, we add the unbiasedness as an extra condition for the development of the LMP test.

A general non-random test, based on the observation vector, \mathbf{x} , can be defined as

$$\Phi(\mathbf{x}) \triangleq \begin{cases} 1, & \mathbf{x} \in \mathcal{S}_1 \\ 0, & \mathbf{x} \notin \mathcal{S}_1 \end{cases}, \quad (8)$$

where $\mathcal{S}_1 \subset \Omega_{\mathbf{x}}$ is the rejection region, which includes values of the test statistic, $\Phi(\mathbf{x})$, that lead to rejection of \mathcal{H}_0 (acceptance of \mathcal{H}_1). Thus, the probability of detection and the probability of the false alarm for the hypothesis testing in (6) by using the general test in (8) are

$$P_D(\theta_l, \boldsymbol{\theta}_n) = E_{\theta_l}[\Phi(\mathbf{x})] = \int_{\Omega_{\mathbf{x}}} \Phi(\mathbf{x}) f(\mathbf{x}; \theta_l, \boldsymbol{\theta}_n) d\mathbf{x}, \theta_l \neq \theta_0 \quad (9)$$

and

$$P_{FA}(\theta_0, \boldsymbol{\theta}_n) = E_{\theta_0}[\Phi(\mathbf{x})] = \int_{\Omega_{\mathbf{x}}} \Phi(\mathbf{x}) f(\mathbf{x}; \theta_0, \boldsymbol{\theta}_n) d\mathbf{x}, \theta_l = \theta_0, \quad (10)$$

respectively.

The requirements on the desired test are:

- 1) Size α - By using (10), this requirement can be written as

$$P_{FA}(\theta_0, \boldsymbol{\theta}_n) = \alpha, \quad (11)$$

where $\alpha \in [0, 1]$.

- 2) Locally unbiasedness - A test Φ of size α is a locally unbiased test for the hypothesis testing in (6) if (11) is satisfied and, in addition,

$$P_D(\theta_l, \boldsymbol{\theta}_n) \geq \alpha, \quad \forall \theta_l \in \Omega_{\delta}, \quad (12)$$

where the set Ω_{δ} and $P_D(\theta_l, \boldsymbol{\theta}_n)$ are defined in (7) and (9), respectively.

The LMPU test is the test that maximizes the probability of detection under the constraints in (11) and (12). The following theorem presents the explicit test as a function of the likelihood function.

Theorem 1. (*LMPU test*) The LMPU test for a known parameter vector, $\boldsymbol{\theta}_n$, is given by:

$$T_{LMPU}(\mathbf{x}) = \frac{\partial^2 \log f(\mathbf{x}; \theta_l, \boldsymbol{\theta}_n)|_{\theta_l=\theta_0}}{\partial \theta_l^2} + \left(\frac{\partial \log f(\mathbf{x}; \theta_l, \boldsymbol{\theta}_n)|_{\theta_l=\theta_0}}{\partial \theta_l} \right)^2 - \tilde{\kappa}_1 - \tilde{\kappa}_2 \frac{\partial \log f(\mathbf{x}; \theta_l, \boldsymbol{\theta}_n)|_{\theta_l=\theta_0}}{\partial \theta_l}, \quad (13)$$

where $\tilde{\kappa}_1$ and $\tilde{\kappa}_2$ are determined by the α -size and unbiasedness constraints from (11) and (12), respectively.

Proof. The proof is along the path of the development of the LMPU test (see, e.g. pp. 369-370 in [16]). For the sake of completeness it appears in the Appendix. \square

It can be shown that, under mild conditions [23, 24], the coefficients $\tilde{\kappa}_1$ and $\tilde{\kappa}_2$ in Theorem 1 exist and can be determined uniquely from the constraints described in Theorem 1. In particular, in Subsection 3.6 in [8] it is shown that the coefficients $\tilde{\kappa}_1, \tilde{\kappa}_2$ should be non-negative in order to satisfy (12) and (11). In the general case, these coefficients are functions of the problem parameters, θ_l and $\boldsymbol{\theta}_n$.

Similar to the GLRT concept [9, 17], we propose in this paper the novel GLMPU test, which is derived by replacing nuisance parameters in the LMPU test statistic from Theorem 1 by their corresponding ML estimators calculated at the point $\theta_l = \theta_0$, as described in the following definition.

Definition 1. (*GLMPU test*) The GLMPU test for the hypothesis testing problem in (6) with unknown nuisance parameters, $\boldsymbol{\theta}_n$, is obtained by substituting the following ML estimator of $\boldsymbol{\theta}_n$:

$$\hat{\boldsymbol{\theta}}_n = \arg \max_{\boldsymbol{\theta}_n \in \mathbb{C}^M} \log f(\mathbf{x}; \theta_l, \boldsymbol{\theta}_n)|_{\theta_l=\theta_0}, \quad (14)$$

into the LMPU test in (13). Thus, the GLMPU test is given by:

$$T_{GLMPU}(\mathbf{x}) = \frac{\partial^2 \log f(\mathbf{x}; \theta_l, \hat{\boldsymbol{\theta}}_n)|_{\theta_l=\theta_0}}{\partial \theta_l^2} + \left(\frac{\partial \log f(\mathbf{x}; \theta_l, \hat{\boldsymbol{\theta}}_n)|_{\theta_l=\theta_0}}{\partial \theta_l} \right)^2 - \kappa_1 - \kappa_2 \frac{\partial \log f(\mathbf{x}; \theta_l, \hat{\boldsymbol{\theta}}_n)|_{\theta_l=\theta_0}}{\partial \theta_l}, \quad (15)$$

where $\kappa_1 \geq 0$ and $\kappa_2 \geq 0$ are determined from the following conditions for the chosen $\alpha \in [0, 1]$:

$$P_{FA}(\theta_0, \hat{\boldsymbol{\theta}}_n) = \alpha, \quad (16)$$

$$P_D(\theta_l, \hat{\boldsymbol{\theta}}_n) \geq \alpha, \quad \forall \theta_l \in \Omega_\delta. \quad (17)$$

It should be noted that the conditions in (16) and (17) are obtained by substituting the estimator $\hat{\boldsymbol{\theta}}_n$ from (14) instead of $\boldsymbol{\theta}_n$ in conditions (11) and (12). In the general case, the coefficients κ_1 and κ_2 in Definition 1 are functions of θ_l and of the estimator, $\hat{\boldsymbol{\theta}}_n$. In practice, the calibration of the coefficients κ_1 and κ_2 can be performed offline by a series of experiments for typical values and under some assumptions.

In terms of computational complexity, the advantage of the proposed GLMPU test is evident when the nuisance parameters are easy to estimate by the ML estimator, while the ML estimator of the local parameter requires a search approach. Similar to the derivation of the LMPU test in the Appendix, the GLMPU test can be obtained as

a solution to a similar optimization problem as (37) in the Appendix, by replacing the unknown vector $\boldsymbol{\theta}_n$ with its ML estimator, $\hat{\boldsymbol{\theta}}_n$, from (14).

In the rare cases where the LMPU test is independent of nuisance parameter vector, $\boldsymbol{\theta}_n$, the GLMPU test from Definition 1 coincides with the LMPU test from Theorem 1. For the general case, since the ML estimator asymptotically converges to the true value of the estimated parameters, the proposed GLMPU test is expected to achieve the performance of the LMPU test asymptotically, i.e. for a sufficient number of measurements and/or for a high signal-to-noise ratio (SNR). Another important special case is that of one-sided hypothesis testing, where the neighborhood in (7) is replaced by $\Omega_\delta^{os} \triangleq \{\theta_l \in \mathbb{R}, 0 \leq \theta_l - \theta_0 < \delta\}$. For this case, the derivation of the GLMPU test for the neighborhood Ω_δ^{os} will result in the recent one-sided GLMP [19]:

$$T_{GLMP}(\mathbf{x}) = \frac{\partial}{\partial \theta_l} \log f(\mathbf{x}, \theta_l, \hat{\boldsymbol{\theta}}_n) |_{\theta_l = \theta_0}, \quad (18)$$

which can be interpreted as the rightmost term on the GLMPU in (15).

B. LMPU and GLMPU tests for frequency deviation detection

In this subsection we develop the LMPU test from Theorem 1 and the GLMPU test from Definition 1 for the special case of the detection of frequency deviation of sinusoidal signals with unknown complex amplitudes, described in Section II. In this case, the nuisance parameter vector is $\boldsymbol{\theta}_n = [A_1, \dots, A_M]^T \in \mathbb{C}^M$ and the local parameter is $\theta_l = \Delta$ with the associated boundary value of $\theta_0 = 0$. Thus, the open neighborhood from (7) in this case is $\Omega_\delta = \{\Delta \in \mathbb{R}, |\Delta| < \delta\}$.

The log-likelihood function for this model (after removing constant terms w.r.t. Δ) is given by:

$$\log f(\mathbf{x}; \Delta, \boldsymbol{\theta}_n) = - \sum_{m=1}^M \frac{1}{\sigma_m^2} \|\mathbf{x}_m - A_m \mathbf{s}(\omega_0 + \Delta)\|^2, \quad (19)$$

where $\mathbf{s}(\omega)$ is defined in (3). In addition, $\Delta = 0$ under the null hypothesis, and $\Delta \neq 0$ under the alternative. The first- and second-order derivatives of the log-likelihood function in (19) w.r.t. the local parameter, $\theta_l = \Delta$, are

$$\frac{\partial \log f(\mathbf{x}; \Delta, \boldsymbol{\theta}_n)}{\partial \Delta} |_{\Delta=0} = - \sum_{m=1}^M \frac{\gamma}{\omega_0 \sigma_m^2} \text{Im} \{ A_m \mathbf{x}_m^H \mathbf{D}_N \mathbf{s}(\omega_0) \} \quad (20)$$

and

$$\frac{\partial^2 \log f(\mathbf{x}; \Delta, \boldsymbol{\theta}_n)}{\partial \Delta^2} |_{\Delta=0} = - \sum_{m=1}^M \frac{\gamma^2}{\omega_0^2 \sigma_m^2} \text{Re} \{ A_m \mathbf{x}_m^H \mathbf{D}_N \mathbf{D}_N \mathbf{s}(\omega_0) \}, \quad (21)$$

respectively, where \mathbf{D}_N is a diagonal matrix with the diagonal elements $[\mathbf{D}_N]_n = n - 1, \forall n = 1, \dots, N$. By substituting (20) and (21) in the LMPU test in (13), one obtains

$$\begin{aligned} T_{LMPU}(\mathbf{x}) = & - \sum_{m=1}^M \frac{\gamma^2}{\omega_0^2 \sigma_m^2} \text{Re} \{ A_m \mathbf{x}_m^H \mathbf{D}_N \mathbf{D}_N \mathbf{s}(\omega_0) \} + \left(\sum_{m=1}^M \frac{\gamma}{\omega_0 \sigma_m^2} \text{Im} \{ A_m \mathbf{x}_m^H \mathbf{D}_N \mathbf{s}(\omega_0) \} \right)^2 \\ & - \tilde{\kappa}_1 + \tilde{\kappa}_2 \sum_{m=1}^M \frac{\gamma}{\omega_0 \sigma_m^2} \text{Im} \{ A_m \mathbf{x}_m^H \mathbf{D}_N \mathbf{s}(\omega_0) \}. \end{aligned} \quad (22)$$

The LMPU test in (22) is a function of the unknown parameters, A_1, \dots, A_m , and, thus, the LMPU test is useful only as a benchmark on the performance of practical estimators.

In order to obtain the GLMPU test, the unknown nuisance parameter vector, $\boldsymbol{\theta}_n$, is replaced by its ML estimator at the point $\Delta = 0$, as defined in (14). The ML estimator of A_m (i.e. the m th component of $\hat{\boldsymbol{\theta}}_n$) is given by:

$$[\hat{\boldsymbol{\theta}}_n]_m = \hat{A}_m = \frac{1}{N} \mathbf{s}(\omega_0)^H \mathbf{x}_m, \quad \forall m = 1, \dots, M. \quad (23)$$

It can be seen that for this case the ML estimator of the nuisance parameter vector in (23) is a linear function of the observation vector, \mathbf{x} , and does not require a search approach. By substituting (23) in (22) and replacing $\tilde{\kappa}_i$ by κ_i , $i = 1, 2$, we obtain that the GLMPU test in our case is

$$T_{GLMPU}(\mathbf{x}) = - \sum_{m=1}^M \frac{\gamma^2}{N\omega_0^2\sigma_m^2} \text{Re} \{ \mathbf{x}_m^H \mathbf{D}_N \mathbf{D}_N \mathbf{s}(\omega_0) \mathbf{s}^H(\omega_0) \mathbf{x}_m \} + \left(\sum_{m=1}^M \frac{\gamma}{N\omega_0\sigma_m^2} \text{Im} \{ \mathbf{x}_m^H \mathbf{D}_N \mathbf{s}(\omega_0) \mathbf{s}^H(\omega_0) \mathbf{x}_m \} \right)^2 - \kappa_1 + \kappa_2 \sum_{m=1}^M \frac{\gamma}{N\omega_0\sigma_m^2} \text{Im} \{ \mathbf{x}_m^H \mathbf{D}_N \mathbf{s}(\omega_0) \mathbf{s}^H(\omega_0) \mathbf{x}_m \}. \quad (24)$$

The computational complexity of the GLMPU test in (24) is lower than that of the GLRT in (5), since, as can be seen in (24), the test is based on quadratic transformations of the observation vector, \mathbf{x} , and does not require a search approach in order to estimate the frequency deviation, Δ . In particular, in order to calculate $\hat{\Delta}$ from (4), we need to define the grid for searching over the parameter $\alpha \in [-\frac{\omega_0\pi}{\gamma}, \frac{\omega_0\pi}{\gamma})$. Then, for each value in the grid α , the computational complexity for calculating the vector multiplications $|\mathbf{s}^H(\omega_0 + \alpha) \mathbf{x}_m|^2$, $\forall m = 1, \dots, M$ costs $2NM$ flops (see Appendix C in [25]) in addition to the summation over M , which requires $M - 1$ flops. Thus, the total number of flops for the computation of the ML estimator is $N_\alpha(M(2N+1) - 1)$, where N_α denotes the number of points in the chosen grid of α . When N_α is larger, one can achieve better estimation performance of Δ , which results in better detection performance of the GLRT, but at the cost of increased computational complexity. In addition to the search approach, the GLRT from (5) requires multiplications and summation with $\mathcal{O}(MN)$ additional flops. In contrast to the GLRT, which has a computational complexity of the order of $\mathcal{O}(N_\alpha MN + MN)$, the computational complexity of the GLMPU test from (24) is based on linear operators, and is $\mathcal{O}(MN)$.

IV. SIMULATIONS

In this section we evaluate the performance of the proposed GLMPU test and compare it with the performance of the LRT, GLRT, and LMPU tests in terms of detection performance and computational complexity. Our simulations are based on the important application of power systems, based on a measurement model of Phasor Measurement Units (PMUs) [26, 27], where it is known that the frequency deviations in electrical networks are small (see, e.g. Table 1 in [28]). PMUs have been increasingly deployed in wide area transmission networks and are able to accurately measure voltage and current phasors at a high frequency with synchronized time stamps. We consider a single PMU that can be represented by the model in (1), where in this case $\{A_m\}_{m=1}^{M-1}$ represent the phasors of the currents of $M - 1$ transmission lines and A_M is the voltage phasor at a specific node (the detailed model is described in [27]). In the simulations below, we set $M = 6$, $\boldsymbol{\theta}_n = [1, 1e^{j\frac{\pi}{3}}, \sqrt{3}e^{-j\frac{5\pi}{6}}, 1, 1e^{j\pi}, 1]^T$, and the nominal-frequency

$\omega_0 = 2\pi \cdot 60 \left[\frac{rad}{sec} \right]$. The sampling rate is $N = 48$ samples per cycle of the nominal power frequency. We assume equal SNRs, and define $SNR \triangleq \frac{|A_m|^2}{\sigma_m^2} = 0[dB]$, $\forall m = 1, \dots, M$, unless otherwise specified.

Figures 1 and 2 presents the performance of the GLRT and LMPU test when the nuisance parameter vector, θ_n , is *known*. The GLRT in this case is obtained by substituting the ML estimator $\hat{\Delta}$ from (4) in (2), with the true values of A_m , $m = 1, \dots, M$. The GLMPU test in this case is reduced to the LMPU test from (24), where we used $\kappa_2 = 0$ and tune the value of κ_1 such that the constraints (11) and (12) hold. It can be seen that both the tests, GLMPU and GLRT, are unbiased, since their probability of detection is greater than or equal to the probability of false alarm for any Δ . Additionally, the LMPU test outperforms the GLRT for any value of Δ in this scenario, in the sense of probability of detection for any tested false alarm probability, $P_{FA}(\Delta, \theta_n) = \alpha = 0.01, 0.05, 0.1$. In addition, from Fig 2, it can be seen that the performance of LMPU test is always better than or equal to the performance of the GLRT, in terms of probability of detection.

In Fig. 3 the probability of detection of the GLRT and GLMPU test are presented when the nuisance parameter vector, θ_n , is *unknown*, versus the local parameter, Δ , for $P_{FA}(\Delta, \theta_n) = 0.01, 0.05, 0.1$. It can be seen that the probability of detection of the GLMPU test is higher than the probability of detection of the GLRT in the neighborhood at $\Delta = 0$ for any value of false alarm probability, and that the gap between the tests is larger when the probability of false alarm is smaller. Similarly, in Fig. 4 it can be seen that the performance of GLMPU test is better than GLRT in sense of the probability of detection verses SNR for any tested false alarm probability, $P_{FA}(\Delta, \theta_n) = \alpha = 0.01, 0.05, 0.1$. In Fig. 5 the receiver operating characteristic (ROC) curves of the GLRT and GLMPU test are presented for the case where we have a single sample for detection, i.e. for $N = 1$. It can be seen that the GLRT cannot detect frequency changes based on a single sample, since the ML estimator in (4) requires $N \geq 2$ samples. On the other hand, the GLMPU test achieves good detection performance in this case for high SNRs. The probability of detection of the GLMPU test increases when Δ increases, since it is easier to distinguish between the null and the alternative hypotheses as Δ increases. The special case of a single sample is useful for real-time applications, for accurate and fast change detection of frequency.

In order to demonstrate the empirical complexity of the proposed methods for different problem dimensions, the average computation time, run-time, was evaluated by running the algorithms using Matlab on an Intel Core(TM) i7 – 10TH GEN CPU computer, 2.80 GHz. Fig. 6 shows that the run-time of the GLMPU test is much shorter than the run-time of the GLRT for any number of measurements, N . It can be seen that the run-time increases polynomially with the number of measurements and sensors, N and M , as expected from the theoretical discussion on computational complexity at the end of Subsection III-B.

FIGURES

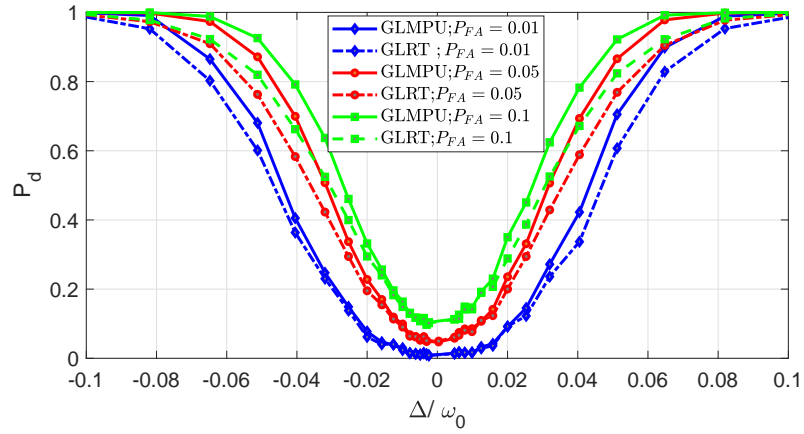


Fig. 1. Comparison between GLRT and LMPU test in terms of probability of detection versus the local parameter Δ , where Δ is unknown, $P_{FA}(\Delta, \theta_n) = 0.01, 0.05, 0.1$ and with the parameters $\omega_0 = 2\pi * 60[\frac{rad}{sec}]$, $SNR = 0[dB]$, $N_\alpha = 60,000$, $M = 6$, and $N = 48$.

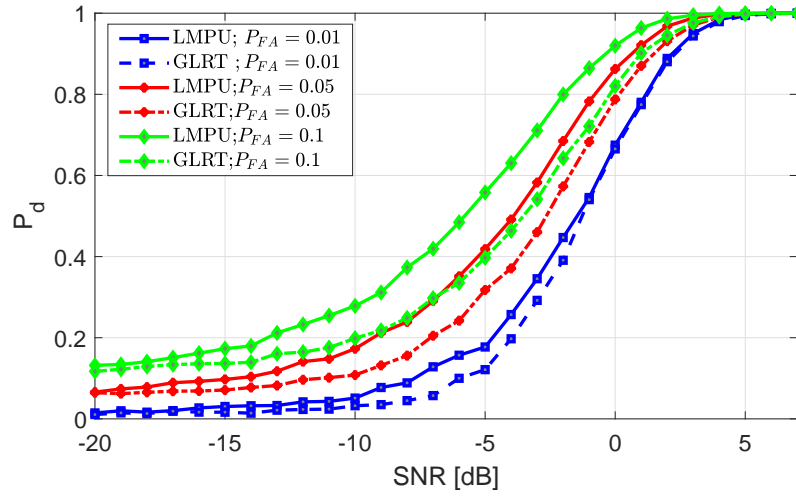


Fig. 2. Comparison between GLRT and LMPU test in terms of probability of detection versus SNR, where Δ is unknown and the vector θ_n is known. The parameters are setting to be: $\Delta = 0.242\omega_0$, $\omega_0 = 2\pi * 60[\frac{rad}{sec}]$, $N_\alpha = 60,000$, $M = 6$, and $N = 48$.

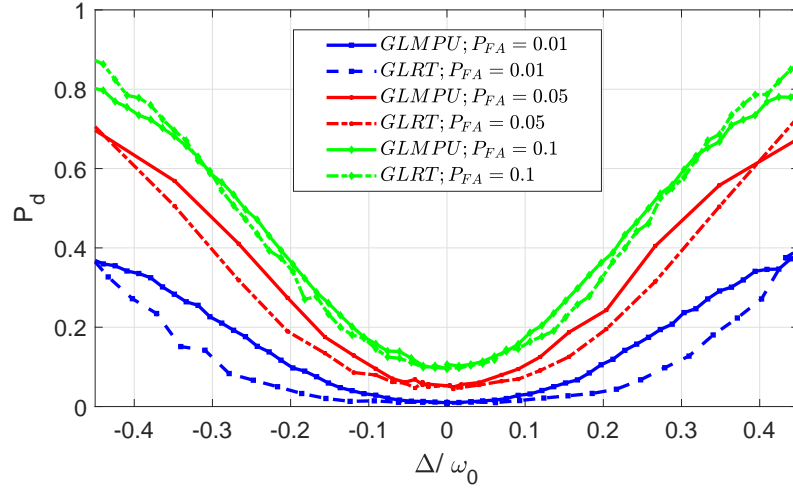


Fig. 3. Comparison between GLRT and GLMPU test in terms of probability of detection versus the local parameter Δ , where Δ and θ_n are unknown and with the parameters $\omega_0 = 2\pi * 60[\frac{rad}{sec}]$, $SNR = 0[dB]$, $N_\alpha = 60,000$, $M = 6$, and $N = 4$.

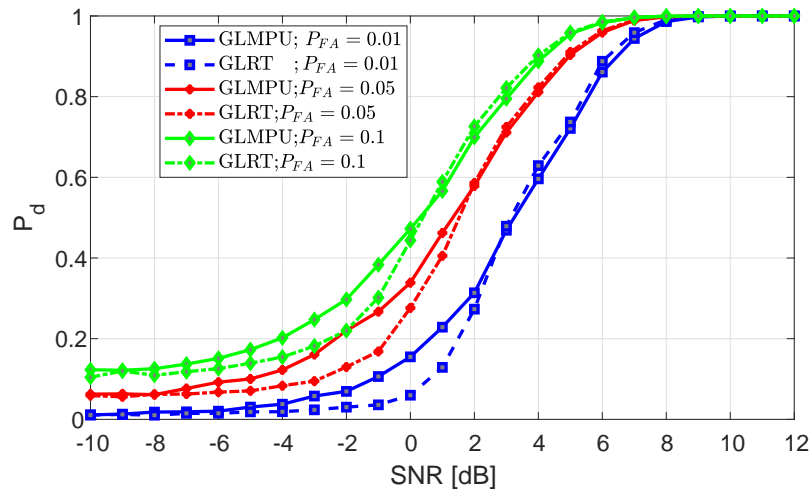


Fig. 4. Comparison between GLRT and GLMPU test in terms of probability of detection versus SNR, where Δ and θ_n are unknown. The parameters are setting to be: $\Delta = 0.242\omega_0$, $\omega_0 = 2\pi * 60[\frac{rad}{sec}]$, $N_\alpha = 60,000$, $M = 6$, and $N = 4$.

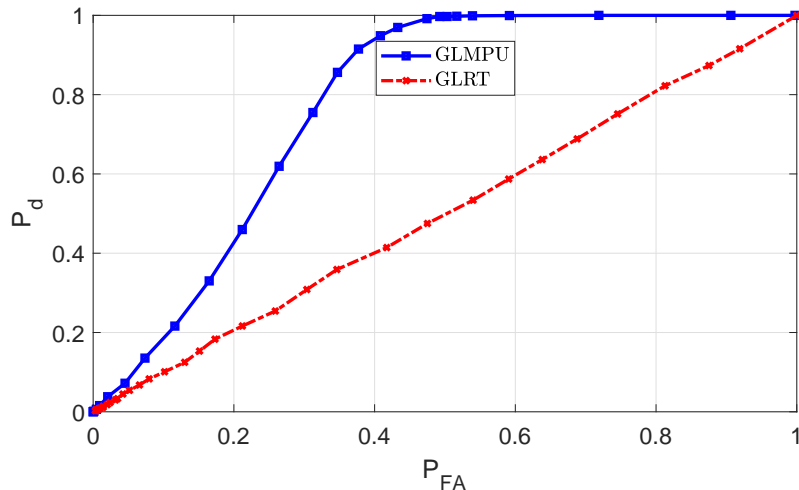


Fig. 5. ROC curves of the GLRT and GLMPU test with the parameters $M = 6$, $N = 1$, $\Delta = 0.242\omega_0$, $SNR = 10[dB]$, and $N_\alpha = 60,000$, where θ_n is unknown.

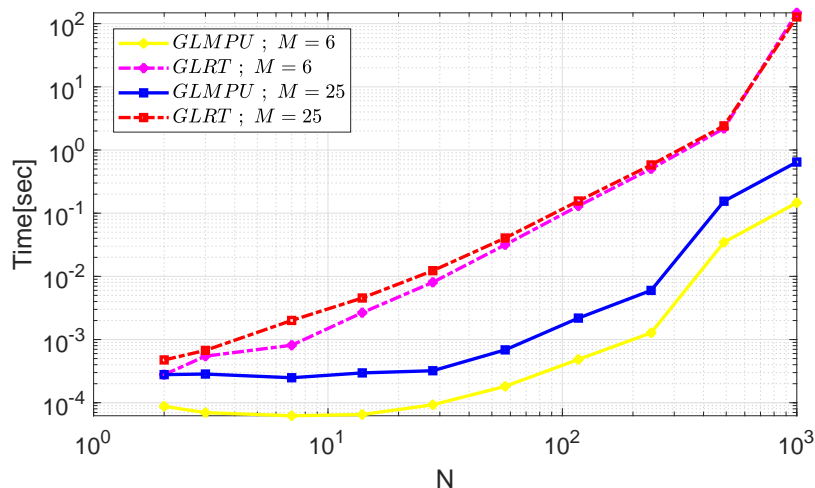


Fig. 6. Comparison between GLRT and GLMPU test in terms of run-time versus number of measurements N , where θ_n and Δ are unknown. Number of search grid α is $N_\alpha = 60,000$, $M = 6$.

V. CONCLUSION

In this paper, we consider the problem of detecting frequency changes of signals with unknown amplitudes. We present a novel detector for the general problem of two-sided hypothesis testing in the presence of unknown nuisance parameters. The proposed GLMPU test is designed specifically for the case of close hypotheses w.r.t. a local parameter-of-interest. This case is of interest in many practical systems, where detection is performed in low-SNR and/or small sample size scenarios and there are additional nuisance parameters under both hypotheses. The proposed GLMPU test, as well as the LMPU test benchmark, are demonstrated for the special case of frequency-deviation detection of signals with unknown complex amplitudes. Simulation results show that the proposed GLMPU

and LMPU tests exhibit improved performance compared to the GLRT, in terms of probability of detection, for various practical settings. In particular, the GLMPU test is robust to a low level of changes and performs well for small sample sizes and for a low probability of false alarm regions. In addition, the GLMPU test has significantly lower computational complexity than that of the GLRT since it does not require estimation of the frequency. Future research topics include the asymptotic analysis of the GLMPU test and applications to various detection problems.

VI. ACKNOWLEDGMENTS

This research was partially supported by THE ISRAEL SCIENCE FOUNDATION (grant No. 1173/16) and by the Israeli Ministry of National Infrastructure, Energy and Water Resources.

APPENDIX

The power function of a general test Φ from (8) for the hypothesis testing in (6) is defined by (p. 69 in [8]):

$$\beta_{\Phi}(\theta_l, \boldsymbol{\theta}_n) \triangleq \int_{\Omega_{\mathbf{x}}} \Phi(\mathbf{x}) f(\mathbf{x}; \theta_l, \boldsymbol{\theta}_n) d\mathbf{x}, \theta_l \neq \theta_0. \quad (25)$$

The pdf of \mathbf{x} under both hypotheses, $f(\mathbf{x}; \theta_l, \boldsymbol{\theta}_n)$, is assumed to be a continuous and twice differentiable function w.r.t. the local parameter, $\theta_l \in \mathbb{R}$, for any unknown nuisance parameter vector, $\boldsymbol{\theta}_n \in \mathbb{C}^K$. Therefore, the power function $\beta_{\Phi}(\theta_l, \boldsymbol{\theta}_n)$ is also a continuous function w.r.t. the local parameter, $\theta_l \in \mathbb{R}$, especially at $\theta_l = \theta_0$.

A level- α , unbiased test, Φ , is said to be the LMPU test (p. 340 in [8]) if, for any other given level- α , unbiased test $\tilde{\Phi}$, there exists δ such that

$$\beta_{\Phi}(\theta_l, \boldsymbol{\theta}_n) \geq \beta_{\tilde{\Phi}}(\theta_l, \boldsymbol{\theta}_n), \forall \theta_l \in \Omega_{\delta}, \quad (26)$$

where Ω_{δ} is defined in (7). Thus, the LMPU test is obtained by maximizing the power function, $\beta_{\Phi}(\theta_l, \boldsymbol{\theta}_n)$, under the α -size and unbiasedness constraints from (11) and (12), respectively, in the neighborhood Ω_{δ} . The constraints from (11) and (12) can be rewritten by using (25) as follows:

$$P_{FA}(\theta_0, \boldsymbol{\theta}_n) = \beta_{\Phi}(\theta_l, \boldsymbol{\theta}_n)|_{\theta_l=\theta_0} = \alpha, \quad (27)$$

$$P_D(\theta_l, \boldsymbol{\theta}_n) = \beta_{\Phi}(\theta_l, \boldsymbol{\theta}_n)|_{\theta_l \neq \theta_0} \geq \alpha, \forall \theta_l \in \Omega_{\delta}. \quad (28)$$

Together, these constraints indicate that $\beta_{\Phi}(\theta_l, \boldsymbol{\theta}_n)$ has a minimum point at $\theta_l = \theta_0$ on the set Ω_{δ} . Since we assume that the common pdf, $f(\mathbf{x}; \theta_l, \boldsymbol{\theta}_n)$, is twice differentiable in the local neighborhood of θ_l for any $\boldsymbol{\theta}_n \in \mathbb{C}^K$, the constraint in (28) can be replaced by the stationary condition

$$\left. \frac{\partial \beta_{\Phi}(\theta_l, \boldsymbol{\theta}_n)}{\partial \theta_l} \right|_{\theta_l=\theta_0} = 0, \quad (29)$$

together with the condition

$$\left. \frac{\partial^2 \beta_{\Phi}(\theta_l, \boldsymbol{\theta}_n)}{\partial \theta_l^2} \right|_{\theta_l=\theta_0} > 0. \quad (30)$$

Therefore, by concluding the constraints in (27), (29), and (30), the LMPU test can be obtained from the solution of the following constrained optimization problem:

$$\max_{\Phi(\mathbf{x})} \beta_{\Phi}(\theta_l, \boldsymbol{\theta}_n) \text{ s.t. } \begin{cases} \beta_{\Phi}(\theta_0, \boldsymbol{\theta}_n) = \alpha \\ \frac{\partial \beta_{\Phi}(\theta_l, \boldsymbol{\theta}_n)}{\partial \theta_l} \Big|_{\theta_l=\theta_0} = 0 \\ \frac{\partial^2 \beta_{\Phi}(\theta_l, \boldsymbol{\theta}_n)}{\partial \theta_l^2} \Big|_{\theta_l=\theta_0} > 0, \forall \theta_l \in \Omega_{\delta} \end{cases} . \quad (31)$$

Under the assumptions of differentiability, the Taylor series expansion of the power function, $\beta_{\Phi}(\theta_l, \boldsymbol{\theta}_n)$, around $\theta_l = \theta_0$ is given by:

$$\begin{aligned} \beta_{\Phi}(\theta_l, \boldsymbol{\theta}_n) &= \beta_{\Phi}(\theta_0, \boldsymbol{\theta}_n) + (\theta_l - \theta_0) \frac{\partial \beta_{\Phi}(\theta_l, \boldsymbol{\theta}_n)}{\partial \theta_l} \Big|_{\theta_l=\theta_0} + \frac{1}{2}(\theta_l - \theta_0)^2 \frac{\partial^2 \beta_{\Phi}(\theta_l, \boldsymbol{\theta}_n)}{\partial \theta_l^2} \Big|_{\theta_l=\theta_0} + O(\delta^2) \\ &= \alpha + (\theta_l - \theta_0)^2 \frac{\partial^2 \beta_{\Phi}(\theta_l, \boldsymbol{\theta}_n)}{\partial \theta_l^2} \Big|_{\theta_l=\theta_0} + O(\delta^2), \end{aligned} \quad (32)$$

where the last equality is obtained by substituting the constraint on the false alarm probability from (27) and the unbiasedness constraint from (29). Thus, according to (32), in order to obtain the highest power, $\beta_{\Phi}(\theta_l, \boldsymbol{\theta}_n)$, for a given α and $\boldsymbol{\theta}_n$, we need to maximize the second order term, $\frac{\partial^2 \beta_{\Phi}(\theta_l, \boldsymbol{\theta}_n)}{\partial \theta_l^2} \Big|_{\theta_l=\theta_0}$ for both $\theta_l > \theta_0$ and $\theta_l < \theta_0$, and this leads to the LMPU test. In addition, under the constraint $\beta_{\Phi}(\theta_0, \boldsymbol{\theta}_n) = \alpha$, (32) implies that the constraint in (30) is redundant for the maximization of $\beta_{\Phi}(\theta_l, \boldsymbol{\theta}_n)$ (which is always equal to or larger than α). Thus, the maximization in (31) is equivalent to the following optimization:

$$\max_{\Phi(\mathbf{x})} \frac{\partial^2 \beta_{\Phi}(\theta_l, \boldsymbol{\theta}_n)}{\partial \theta_l^2} \Big|_{\theta_l=\theta_0} \text{ s.t. } \begin{cases} \beta_{\Phi}(\theta_0, \boldsymbol{\theta}_n) = \alpha \\ \frac{\partial \beta_{\Phi}(\theta_l, \boldsymbol{\theta}_n)}{\partial \theta_l} \Big|_{\theta_l=\theta_0} = 0 \end{cases} . \quad (33)$$

By using (25), it can be verified that

$$\frac{\partial \beta_{\Phi}(\theta_l, \boldsymbol{\theta}_n)}{\partial \theta_l} \Big|_{\theta_l=\theta_0} = \frac{\partial}{\partial \theta_l} \left(\int_{\Omega_{\mathbf{x}}} \Phi(x) f(\mathbf{x}; \theta_l, \boldsymbol{\theta}_n) d\mathbf{x} \right) \Big|_{\theta_l=\theta_0} . \quad (34)$$

Under the assumption that the test, $\Phi(x)$, is independent of the parameter θ_l , the integration and derivatives in (34) can be reordered to obtain

$$\frac{\partial \beta_{\Phi}(\theta_l, \boldsymbol{\theta}_n)}{\partial \theta_l} \Big|_{\theta_l=\theta_0} = \int_{\Omega_{\mathbf{x}}} \Phi(x) \left(\frac{\partial f(\mathbf{x}; \theta_l, \boldsymbol{\theta}_n)}{\partial \theta_l} \Big|_{\theta_l=\theta_0} \right) d\mathbf{x} . \quad (35)$$

Similarly,

$$\frac{\partial^2 \beta_{\Phi}(\theta_l, \boldsymbol{\theta}_n)}{\partial \theta_l^2} \Big|_{\theta_l=\theta_0} = \int_{\Omega_{\mathbf{x}}} \Phi(x) \left(\frac{\partial^2 f(\mathbf{x}; \theta_l, \boldsymbol{\theta}_n)}{\partial \theta_l^2} \Big|_{\theta_l=\theta_0} \right) d\mathbf{x} . \quad (36)$$

Therefore, by substituting (35) and (36) in (33), the integral form of (33) is

$$\begin{aligned} & \max_{\Phi(\mathbf{x})} \int_{\Omega_{\mathbf{x}}} \Phi(\mathbf{x}) \left(\frac{\partial^2 f(\mathbf{x}; \theta_l, \boldsymbol{\theta}_n)}{\partial \theta_l^2} \Big|_{\theta_l = \theta_0} \right) d\mathbf{x} \\ & \text{s.t.} \begin{cases} \int_{\Omega_{\mathbf{x}}} \Phi(\mathbf{x}) f(\mathbf{x}; \theta_0, \boldsymbol{\theta}_n) d\mathbf{x} = \alpha \\ \int_{\Omega_{\mathbf{x}}} \Phi(\mathbf{x}) \left(\frac{\partial f(\mathbf{x}; \theta_l, \boldsymbol{\theta}_n)}{\partial \theta_l} \Big|_{\theta_l = \theta_0} \right) d\mathbf{x} = 0 \end{cases} \end{aligned} \quad (37)$$

By using the auxiliary lemma of the Generalized Neyman-Pearson lemma (see p. 77 in [8]) with $m = 2$, $f_1 = f(\mathbf{x}; \theta_0, \boldsymbol{\theta}_n)$, $f_2 = \frac{\partial f(\mathbf{x}; \theta_l, \boldsymbol{\theta}_n)}{\partial \theta_l} \Big|_{\theta_l = \theta_0}$, $f_3 = \frac{\partial^2 f(\mathbf{x}; \theta_l, \boldsymbol{\theta}_n)}{\partial \theta_l^2} \Big|_{\theta_l = \theta_0}$, $c_1 = \alpha$, $c_2 = 0$, the LMPU test which solved (37) rejects the null hypothesis when

$$\frac{\partial^2 f(\mathbf{x}; \theta_l, \boldsymbol{\theta}_n)}{\partial \theta_l^2} \Big|_{\theta_l = \theta_0} > k_1 \frac{\partial f(\mathbf{x}; \theta_l, \boldsymbol{\theta}_n)}{\partial \theta_l} \Big|_{\theta_l = \theta_0} + k_2 f(\mathbf{x}; \theta_0, \boldsymbol{\theta}_n). \quad (38)$$

It can be verified that

$$\frac{\partial f(\mathbf{x}; \theta_l, \boldsymbol{\theta}_n)}{\partial \theta_l} \Big|_{\theta_l = \theta_0} = \frac{\partial \log f(\mathbf{x}; \theta_l, \boldsymbol{\theta}_n)}{\partial \theta_l} \Big|_{\theta_l = \theta_0} f(\mathbf{x}; \theta_l, \boldsymbol{\theta}_n) \Big|_{\theta_l = \theta_0} \quad (39)$$

and

$$\frac{\partial^2 f(\mathbf{x}; \theta_l, \boldsymbol{\theta}_n)}{\partial \theta_l^2} \Big|_{\theta_l = \theta_0} = \left(\frac{\partial^2 \log f(\mathbf{x}; \theta_l, \boldsymbol{\theta}_n)}{\partial \theta_l^2} \right) \Big|_{\theta_l = \theta_0} f(\mathbf{x}; \theta_l, \boldsymbol{\theta}_n) \Big|_{\theta_l = \theta_0} + \frac{\partial f(\mathbf{x}; \theta_l, \boldsymbol{\theta}_n)}{\partial \theta_l} \Big|_{\theta_l = \theta_0} \frac{\partial \log f(\mathbf{x}; \theta_l, \boldsymbol{\theta}_n)}{\partial \theta_l} \Big|_{\theta_l = \theta_0}. \quad (40)$$

By substituting (39) into (40), one obtains

$$\frac{\partial^2 f(\mathbf{x}; \theta_l, \boldsymbol{\theta}_n)}{\partial \theta_l^2} \Big|_{\theta_l = \theta_0} = \left(\frac{\partial^2 \log f(\mathbf{x}; \theta_l, \boldsymbol{\theta}_n)}{\partial \theta_l^2} \right) \Big|_{\theta_l = \theta_0} f(\mathbf{x}; \theta_l, \boldsymbol{\theta}_n) \Big|_{\theta_l = \theta_0} + \left(\frac{\partial \log f(\mathbf{x}; \theta_l, \boldsymbol{\theta}_n)}{\partial \theta_l} \Big|_{\theta_l = \theta_0} \right)^2 f(\mathbf{x}; \theta_l, \boldsymbol{\theta}_n) \Big|_{\theta_l = \theta_0}. \quad (41)$$

Then, by substituting (39) and (41) in (38), we get that the LMPU test which solved (37) is the test in (13).

REFERENCES

- [1] R. G. McKilliam, B. G. Quinn, I. V. L. Clarkson, and B. Moran, "Frequency estimation by phase unwrapping," *IEEE Trans. Signal Processing*, vol. 58, no. 6, pp. 2953–2963, 2010.
- [2] F.-S. Pai and S.-J. Huang, "A detection algorithm for islanding-prevention of dispersed consumer-owned storage and generating units," *IEEE Trans. Energy Conversion*, vol. 16, no. 4, pp. 346–351, 2001.
- [3] Y. Xia, S. C. Douglas, and D. P. Mandic, "Adaptive frequency estimation in smart grid applications: Exploiting noncircularity and widely linear adaptive estimators," *IEEE Signal Processing Magazine*, vol. 29, no. 5, pp. 44–54, 2012.
- [4] J.-Z. Yang and C.-W. Liu, "A precise calculation of power system frequency and phasor," *IEEE Trans. Power Delivery*, vol. 15, no. 2, pp. 494–499, 2000.
- [5] U. Bartocchini, G. Barchi, and E. Nunzi, "Methods and tools for frequency jump detection," in *2009 IEEE International Workshop on Advanced Methods for Uncertainty Estimation in Measurement*, 2009, pp. 109–112.

- [6] E. Nunzi, P. Carbone, and P. Tavella, "Fault detection in atomic clock frequency standards affected by mean and variance changes and by an additive periodic component: the glrt approach," in *2008 IEEE Instrumentation and Measurement Technology Conference*, 2008, pp. 1594–1597.
- [7] A. Ghobadzadeh, S. Gazor, M. R. Taban, A. A. Tadaion, and M. Gazor, "Separating function estimation tests: A new perspective on binary composite hypothesis testing," *IEEE Trans. Signal Processing*, vol. 60, no. 11, pp. 5626–5639, 2012.
- [8] E. L. Lehmann and J. P. Romano, *Testing statistical hypotheses*. Springer Science & Business Media, 2006.
- [9] S. M. Kay, *Fundamentals of statistical signal processing*. Prentice Hall PTR, 1993.
- [10] D. Ramirez, J. Via, I. Santamaria, and L. L. Scharf, "Locally most powerful invariant tests for correlation and sphericity of gaussian vectors," *IEEE Trans. Information Theory*, vol. 59, no. 4, pp. 2128–2141, April 2013.
- [11] H. S. Kim and A. O. Hero, "When is a maximal invariant hypothesis test better than the GLRT?" in *Asilomar Conference on Signals, Systems and Computers*, vol. 1, 2000, pp. 401–405 vol.1.
- [12] J. Friedmann, E. Fishler, and H. Messer, "General asymptotic analysis of the generalized likelihood ratio test for a Gaussian point source under statistical or spatial mismodeling," *IEEE Trans. Signal Processing*, vol. 50, no. 11, pp. 2617–2631, 2002.
- [13] Z. Liu and A. Nehorai, "Detection of particle sources with directional detector arrays and a mean-difference test," *IEEE Trans. Signal Processing*, vol. 53, no. 12, pp. 4472–4484, Dec. 2005.
- [14] O. Zeitouni, J. Ziv, and N. Merhav, "When is the generalized likelihood ratio test optimal?" *IEEE Trans. Information Theory*, vol. 38, no. 5, pp. 1597–1602, 1992.
- [15] D. Ramirez, J. Iscar, J. Va, I. Santamaria, and L. L. Scharf, "The locally most powerful invariant test for detecting a rank-p gaussian signal in white noise," in *2012 IEEE 7th Sensor Array and Multichannel Signal Processing Workshop (SAM)*, 2012, pp. 493–496.
- [16] U. J. Dixit, *Examples in parametric inference with R*. Springer, 2016.
- [17] H. V. Poor, *An Introduction to Signal Detection and Estimation*, 2nd ed. New York, NY, USA: New York, Springer-Verlag, 1994.
- [18] F. Marohn, "A comment on locally most powerful tests in the presence of nuisance parameters," *Communications in Statistics - Theory and Methods*, vol. 31, no. 3, pp. 337–349, 2002.
- [19] T. Routtenberg, R. Concepcion, and L. Tong, "PMU-based detection of voltage imbalances with tolerance constraints," *IEEE Trans. Power Delivery*, vol. 32, no. 1, pp. 484–494, 2017.
- [20] H. L. Van Trees and K. L. Bell, *Detection estimation and modulation theory*. Wiley, 2013.
- [21] D. Rife and R. Boorstyn, "Single tone parameter estimation from discrete-time observations," *IEEE Trans. Information Theory*, vol. 20, no. 5, pp. 591–598, Sep. 1974.
- [22] J. K. Nielsen, T. L. Jensen, J. R. Jensen, M. G. Christensen, and S. H. Jensen, "Fast fundamental frequency estimation: Making a statistically efficient estimator computationally efficient," *Signal Processing*, vol. 135, pp. 188–197, 2017.
- [23] R. Mukerjee and T. K. Chandra, "Comparison between the locally most powerful unbiased and Rao's tests," *Journal of multivariate analysis*, vol. 22, no. 1, pp. 94–105, 1987.

- [24] J. Ghosh, B. Sinha, and S. Joshi, “A property of maximum likelihood estimator,” *Sankhyā: The Indian Journal of Statistics, Series B*, pp. 143–152, 1980.
- [25] S. P. Boyd and L. Vandenberghe, *Convex optimization*. Cambridge university press, 2004.
- [26] A. G. Phadke and J. S. Thorp, *Synchronized phasor measurements and their applications*. Springer, 2008.
- [27] T. Routtenberg and L. Tong, “Joint frequency and phasor estimation under the KCL constraint,” *IEEE Signal Processing Letters*, vol. 20, no. 6, pp. 575–578, 2013.
- [28] A. Dabrowski, J. Ullrich, and E. R. Weippl, “Grid shock: Coordinated load-changing attacks on power grids: The non-smart power grid is vulnerable to cyber attacks as well,” in *Proceedings of the 33rd Annual Computer Security Applications Conference*, 2017, pp. 303–314.