

# SCRUPLES: A Corpus of Community Ethical Judgments on 32,000 Real-life Anecdotes

Nicholas Lourie<sup>†</sup> Ronan Le Bras<sup>†</sup> Yejin Choi<sup>‡</sup>†

<sup>†</sup>Allen Institute for AI

<sup>‡</sup>University of Washington

nicholasl@allenai.org, ronanlb@allenai.org, yejin@cs.washington.edu

## Abstract

As AI systems become an increasing part of people’s everyday lives, it becomes ever more important that they understand people’s ethical norms. Motivated by *descriptive ethics*, a field of study that focuses on *people’s descriptive* judgments rather than *theoretical prescriptions* on morality, we investigate a novel, data-driven approach to machine ethics.

We introduce SCRUPLES, the first large-scale dataset with 625,000 ethical judgments over 32,000 real-life anecdotes. Each anecdote recounts a complex ethical situation, often posing moral dilemmas, paired with a distribution of judgments contributed by the community members. Our dataset presents a major challenge to state-of-the-art neural language models, leaving significant room for improvement. However, when presented with simplified moral situations, the results are considerably more promising, suggesting that neural models can effectively learn simpler ethical building blocks.

A key take-away of our empirical analysis is that norms are not always clean-cut; many situations are naturally divisive. We present a new method to estimate the best possible performance on such tasks with inherently diverse label distributions, and explore likelihood functions that separate *intrinsic* from *model* uncertainty.<sup>1</sup>

## 1 Introduction

State-of-the-art techniques excel at syntactic and semantic understanding of text, reaching or even exceeding human performance on major language understanding benchmarks (Devlin et al. 2019; Lan et al. 2019; Raffel et al. 2019). However, reading between the lines with pragmatic understanding of text still remains a major challenge, as it requires understanding social, cultural, and ethical implications underlying the text. For example, given “*closing the door in a salesperson’s face*” in Figure 1, readers can infer what is not said but implied, e.g., that perhaps the house call was unsolicited. When reading narratives, people read not just what is stated literally and explicitly, but also the rich non-literal implications based on social, cultural, and moral conventions.

Beyond narrative understanding, AI systems need to understand people’s norms, especially ethical and moral

### Title. Closing the door in a salespersons face?

**Text.** The other day a salespersons knocked on our door and it was obvious he was about to sell something (insurance company uniform with flyers). I already have insurance that I’m happy with so I already knew I would’ve said no to any deals (although I would probably say no to any door to door salesperson)

I opened the door and before he could get a word out I just said “Sorry, not interested” and closed the door and went about my day.

My friend thinks that I was rude and should’ve let him at least introduce himself, whereas I feel like I saved us both time - he doesn’t waste time trying to push a sale he won’t get and I don’t waste time listening to the pitch just to say “no thanks”.

So, AITA?

**Type.** HISTORICAL

**Label.** OTHER

**Scores.** AUTHOR: 0, OTHER: 7, EVERYBODY: 0, NOBODY: 0, INFO: 0

Figure 1: An example from the dev set. Labels describe who the community views as in the wrong (i.e., the salesperson). Table 5 describes the labels in detail.

norms, for safe and fair deployment in human-centric real-world applications. Past experiences with dialogue agents, for example, motivate the dire need to teach neural language models the ethical implications of language to avoid biased and unjust system output (Wolf, Miller, and Grodzinsky 2017; Schlesinger, O’Hara, and Taylor 2018).

Developing machine ethics poses major open research questions, however, ranging from how to define and represent abstract moral concepts to how to design computational models that make concrete moral judgments on complex real-world situations described in language. Our work investigates the latter, drawing inspiration from *descriptive ethics*, the field of study that focuses on *people’s descriptive* judgments, in contrast to *prescriptive ethics* which focuses on *theoretical prescriptions* on morality (Gert and Gert 2017).

As a first step toward computational models of descriptive ethical judgments in language, we present a study based on people’s diverse ethical judgements over a wide spectrum of

social situations shared in online communities. Perhaps not surprisingly, the analysis based on real world data quickly reveals that ethical judgments on complex real-life scenarios can often be divisive. To reflect this real-world challenge accurately, we propose predicting the *distribution* of normative judgments people make about real-life anecdotes. We formalize this new task as WHO’S IN THE WRONG? (WHO), predicting which person involved in the given anecdote is considered to be in the wrong (i.e., breaking ethical norms) by the community members at large.

Ideally, not only should the model learn to predict clean-cut ethical judgments, it should also learn to predict if and when people’s judgments will be divisive, as modeling moral ambiguity is an important aspect of real-world applied ethics. Recently, Pavlick and Kwiatkowski (2019) conducted an extensive study of annotations in natural language inference and concluded that diversity of opinion, previously dismissed as annotation “noise”, is a fundamental aspect of the task which should be modeled to accomplish better language understanding. They recommend modeling the distribution of responses, as we do here, and found that existing models do not capture the kind of uncertainty expressed by human raters. Modeling the innate ambiguity in ethical judgments also raises similar technical challenges compared to clean-cut categorization tasks. So, we investigate a modeling approach that can express intrinsic, as well as model, uncertainty; and, we provide a new statistical technique for measuring the noise inherent in a dataset by estimating the best possible performance.

To facilitate progress on this task, we release a new challenge set, SCRUPLES:<sup>2</sup> a corpus of more than 32,000 real-life anecdotes about complex ethical situations, with 625,000 ethical judgments extracted from reddit.<sup>3</sup> The dataset proves extremely challenging for existing techniques. Due to the difficulty of the task, we also release DILEMMAS: a resource of 10,000 actions with normative judgments crowd sourced from Mechanical Turk. Our analysis suggests that much of the difficulty in tackling SCRUPLES might have more to do with challenges in understanding the complex narratives than lack of learning basic ethical judgments.

Summarizing our main contributions, we:

- Define a novel task, WHO’S IN THE WRONG? (WHO).
- Release a large corpus of real-life anecdotes and natural norms extracted from reddit.
- Create a resource of actions with crowdsourced comparisons of their ethical content.
- Present a new, general estimator for the best possible score given a metric on a dataset.<sup>4</sup>
- Study models’ ability to reproduce ethical judgments, and assess alternative likelihoods that capture ambiguity.<sup>5</sup>

<sup>2</sup>Subreddit Corpus Requiring Understanding Principles in Life-like Ethical Situations

<sup>3</sup><https://reddit.com>: A large internet forum.

<sup>4</sup>Try out the estimator at <https://scoracle.apps.allenai.org>.

<sup>5</sup>Demo models at <https://norms.apps.allenai.org>.

## 2 Methodology

Ethics help people get along, yet people often hold different views. We found communal judgments on real-life anecdotes reflect this fact in that some situations are clean-cut, while others can be divisive. This inherent subjectivity in people’s judgements (i.e., moral ambiguity) is an important facet of human intelligence, and it raises unique technical challenges compared to tasks that can be defined as clean-cut categorization, as many existing NLP tasks are often framed.

In particular, we identify and address two problems: estimating a performance target when human performance is imperfect to measure, and separating innate moral ambiguity from model uncertainty (i.e., a model can be *certain* about the inherent moral *ambiguity* people have for a given input).

### 2.1 Estimating the BEST Performance

For clean-cut categorization, human performance is easy to measure and serves as a target for models. In contrast, it’s difficult to elicit distributional predictions from people, making human performance hard to measure for ethical judgments which include inherently divisive cases. One solution is to ensemble many people, but getting enough annotations can be prohibitively expensive. Instead, we compare to an oracle classifier and present a novel Bayesian estimator for its score, called the BEST performance,<sup>6</sup> available at <https://scoracle.apps.allenai.org>.

**The Oracle Classifier** To estimate the best possible performance, we must first define the oracle classifier. For clean-cut categorization, an oracle might get close to perfect performance; however, for tasks with innate variability in human judgments, such as the descriptive moral judgments we study here, it’s unrealistic for the oracle to always guess the label a particular human annotator might have chosen. In other words, for our study, the oracle can at best know how people annotate the example on average.<sup>7</sup> Intuitively, this corresponds to ensembling infinite humans together.

Formally, for example  $i$ , if  $N_i$  is the number of annotations,  $Y_{ij}$  is the number of assignments to class  $j$ ,  $p_{ij}$  is the probability that a random annotator labels it as class  $j$ , and  $Y_i$  and  $p_i$  are the corresponding vectors of class counts and probabilities, then the gold annotations are multinomial:

$$Y_i \sim \text{Multinomial}(p_i, N_i)$$

The oracle knows the probabilities, but not the annotations. For cross entropy, the oracle gives  $p_i$  as its prediction,  $\hat{p}_i$ :<sup>8</sup>

$$\hat{p}_{ij} := p_{ij}$$

We use this oracle for comparison on the evaluation data.

**The BEST Performance** Even if we do not know the oracle’s predictions (i.e., each example’s label distribution), we *can* estimate the oracle’s performance on the test set. We present a method to estimate it’s performance from the gold annotations: the BEST performance.

<sup>6</sup>Bayesian Estimated Score Terminus

<sup>7</sup>This oracle is often called *the Bayes optimal classifier*.

<sup>8</sup>For hard-labels, we use the most likely class. This choice isn’t optimal for all metrics but matches common practice.

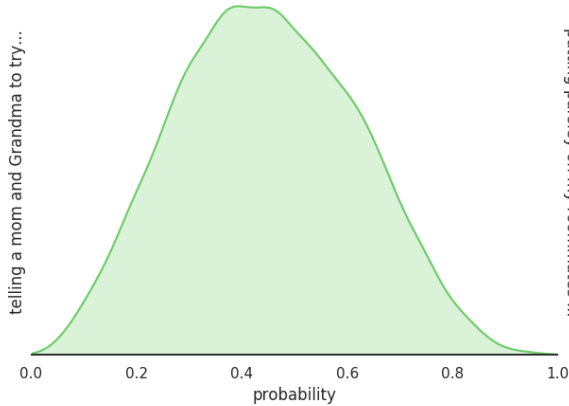


Figure 2: The model’s distribution for the chance that someone judges action 2 as more unethical in Figure 4.

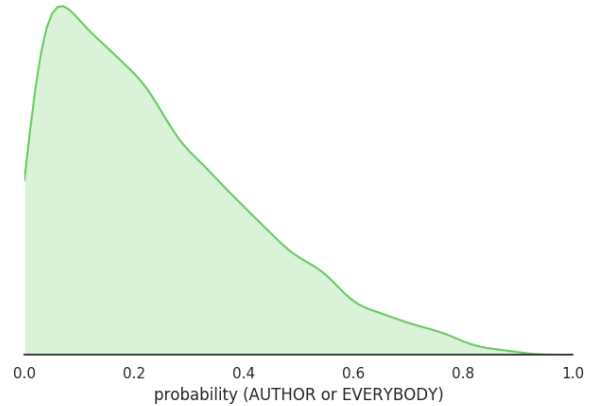


Figure 3: The model’s distribution for the chance that someone judges the author as in the wrong in Figure 1.

SCENARIO	RELATIVE ERROR		
	ACCURACY	F1 (MACRO)	XENTROPY
<b>Anecdotes</b>	0.1%	0.6%	0.1%
<b>3 Annotators</b>	1.1%	3.1%	1.1%
<b>Mixed Prior</b>	1.1%	0.8%	0.4%

Table 1: BEST’s relative error when estimating the oracle score in simulations. **Anecdotes** simulates the ANECDOTES, **3 Annotators** simulates 3 annotators per example, and **Mixed Prior** simulates a Dirichlet mixture as the true prior.

Since  $Y_i$  is multinomial, we model  $p_i$  with the conjugate Dirichlet, following standard practice (Gelman et al. 2003):

$$p_i \sim \text{Dirichlet}(\alpha)$$

$$Y_i \sim \text{Multinomial}(p_i, N_i)$$

Using an empirical Bayesian approach (Murphy 2012), we fit the prior,  $\alpha$ , via maximum likelihood,  $\hat{\alpha}$ , and estimate the oracle’s loss,  $\ell$ , as the expected value over the posterior:

$$s := \mathbb{E}_{p|Y, \hat{\alpha}}[\ell(p, Y)]$$

In particular, for cross entropy on soft labels:

$$s = \sum_i \mathbb{E}_{p_i | Y_i, \hat{\alpha}} \left[ \sum_j \frac{Y_{ij}}{N_i} \log p_{ij} \right]$$

See Appendix A for the mathematical details.

**Simulation Experiments** To validate BEST, we ran three simulation studies comparing its estimate and the true oracle score. First, we simulated the ANECDOTES’ label distribution using a Dirichlet prior learned from the data (**Anecdotes**). Second, we simulated each example having three annotations, to measure the estimator’s usefulness in typical annotation setups (**3 Annotators**). Last, we simulated when the true prior is not a Dirichlet distribution but instead a mixture, to test the estimator’s robustness (**Mixed Prior**). Table 1 reports relative estimation error in each scenario.

## 2.2 Separating Subjectivity from Uncertainty

Most neural architectures confound model uncertainty with randomness intrinsic to the problem.<sup>9</sup> For example, softmax predicts a single probability for each class. Thus, 0.5 could mean a 50% chance that everyone picks the class, or a 100% chance that half of people pick the class. That singular number conflates model uncertainty with innate controversiality in people’s judgements.

To separate the two, we modify the last layer. Instead of predicting probabilities with a softmax

$$\hat{p}_{ij} := \frac{e^{z_{ij}}}{\sum_k e^{z_{ik}}}$$

and using a categorical likelihood:

$$- \sum_i \sum_j Y_{ij} \log \hat{p}_{ij}$$

We make activations positive with an exponential

$$\hat{\alpha}_{ij} := e^{z_{ij}}$$

and use a Dirichlet-Multinomial likelihood:

$$- \sum_i \log \frac{\Gamma(N_i) \Gamma(\sum_j \hat{\alpha}_{ij})}{\Gamma(N_i + \sum_j \hat{\alpha}_{ij})} \prod_j \frac{\Gamma(Y_{ij} + \hat{\alpha}_{ij})}{\Gamma(Y_{ij}) \Gamma(\hat{\alpha}_{ij})}$$

In practice, this modification requires two changes. First, labels must count the annotations for each class rather than take majority vote; and second, a one-line code change to replace the loss with the Dirichlet-Multinomial one.<sup>10</sup>

With the Dirichlet-Multinomial likelihood, predictions encode a distribution over class probabilities instead of singular point estimates. Figures 2 and 3 visualize examples

<sup>9</sup>Model uncertainty and intrinsic uncertainty are also often called *epistemic* and *aleatoric* uncertainty, respectively (Gal 2016).

<sup>10</sup>Our PyTorch implementation of this loss may be found at <https://github.com/allenai/scruples>.

from the DILEMMAS and ANECDOTES. Point estimates are recovered by taking the mean predicted class probabilities:

$$\mathbb{E}_{p_{ij}|\hat{\alpha}_i}(p_{ij}) = \frac{\hat{\alpha}_{ij}}{\sum_j \hat{\alpha}_{ij}} = \frac{e^{z_{ij}}}{\sum_j e^{z_{ij}}}$$

Which is mathematically equivalent to a softmax. Thus, Dirichlet-multinomial layers generalize softmax layers.

### 2.3 Recommendations

Synthesizing results, we propose the following methodology for NLP tasks with labels that are naturally distributional:

**Metrics** Rather than evaluating hard predictions with metrics like F1, experiments can compare distributional predictions with metrics like total variation distance or cross-entropy, as in language generation. Unlike generation, classification examples often have multiple annotations and can report cross-entropy against soft gold labels.

**Calibration** Many models are poorly calibrated out-of-the-box, so we recommend calibrating model probabilities via temperature scaling before comparison (Guo et al. 2017).

**Target Performance** Human performance is a reasonable target on clean-cut tasks; however, it’s difficult to elicit human judgements for distributional metrics. Section 2.1 both defines an oracle classifier whose performance provides the upper bound and presents a novel estimator for its score, the BEST performance. Models can target the BEST performance in objective or subjective classification tasks; though, it’s especially useful in subjective tasks, where human performance is misleadingly low.

**Modeling** Softmax layers provide no way for models to separate label subjectivity from model uncertainty. Dirichlet-multinomial layers, described in Section 2.2, generalize the softmax and enable models to express uncertainty over class probabilities. This approach draws on the rich tradition of generalized linear models (McCullagh and Nelder 1989). Other methods to quantify model uncertainty exist as well (Gal and Ghahramani 2016; Gal 2016).

Table 2 summarizes these recommendations. Some recommendations (i.e., targeting the BEST score) could also be adopted by objective tasks.

ASPECT	OBJECTIVE	SUBJECTIVE
labels	hard	soft or counts
prediction	point	distribution
last layer	softmax	Dirichlet-multinomial
metrics	accuracy, f1, etc.	xentropy, total variation distance, etc.
target score	human	BEST

Table 2: Comparison of objective vs. subjective tasks.

## 3 Dataset

SCRUPLES has two parts: the ANECDOTES collect 32,000 real-life anecdotes with normative judgments; while the DILEMMAS pose 10,000 simple, ethical dilemmas.

### 3.1 ANECDOTES

The ANECDOTES relate something the author either did or considers doing. By design, these anecdotes evoke norms and usually end by asking if the author was in the wrong. Figure 1 illustrates a typical example.

Each anecdote has three main parts: a *title*, *body text*, and label *scores*. Titles usually summarize the main action of the story, while the text fills in details. The scores tally how many people thought the participant broke a norm. Thus, after normalization the scores estimate the probability that a community member holds that opinion. Table 5 provides a description for and the frequency of each label. Predicting the label distribution from the anecdote’s title and text makes each example into an instance of the WHO task.

In addition, each story has a *type*, *action*, and *label*. Types relate if the event actually occurred (**HISTORICAL**) or only might (**HYPOTHETICAL**). Actions extract gerund phrases from the titles, describing what the author did; since titles don’t always describe the story, not all stories have actions. Finally, the label is the highest scoring class.

Altogether, SCRUPLES offers 32,766 anecdotes totaling 13.5 million tokens. Their scores combine 626,714 ethical judgments, and 94.4% have associated actions. Table 3 summarizes such dataset-level statistics. Diving into individual examples, they exhibit a high degree of lexical diversity with words being used about twice per story.<sup>11</sup> Moreover, most stories have enough annotations to get some insight into the distribution of ethical judgments, with the median being eight. Table 4 expands on these instance-level statistics.

**Source** To study norms, we need representative source material: real-world anecdotes describing ethical situations with moral judgments gathered from a community. Due to reporting bias, fiction and non-fiction likely misrepresent the type of scenarios people encounter (Gordon and Van Durme 2013). Similarly, crowdsourcing often leaves annotation artifacts that make models brittle (Gururangan et al. 2018; Poliak et al. 2018; Tsuchiya 2018). Instead, SCRUPLES gathers community judgments on real-life anecdotes shared by people seeking others’ opinions on whether they’ve broken a norm. In particular, we sourced the raw data from a web forum on reddit used for this purpose.<sup>12</sup> Appendix B.1 provides screenshots and additional descriptions of the source.

**Extraction** Each anecdote derives from a forum post and its comments. Rules-based filters removed undesirable posts and comments (e.g. for being deleted, from a moderator, or too short). Further rules and regular expressions extracted the title, text, type, and action attributes from the post and

<sup>11</sup>As measured by the *token-type ratio* (tokens divided by distinct tokens) for each story’s content (title plus body text).

<sup>12</sup><https://reddit.com/r/AmItheAsshole>

	INSTANCES	ANNOTATIONS	ACTIONS	TOKENS	TYPES
train	27,766	517,042	26,217	11,424,463	59,605
dev	2,500	52,433	2,344	1,021,008	19,311
test	2,500	57,239	2,362	1,015,158	19,168
<b>total</b>	<b>32,766</b>	<b>626,714</b>	<b>30,923</b>	<b>13,460,629</b>	<b>64,476</b>

Table 3: Dataset statistics for the ANECDOTES. Tokens combine stories’ titles and texts. Token types count distinct items.

	25 <sup>th</sup>	50 <sup>th</sup>	75 <sup>th</sup>
annotations	5	8	14
tokens	221	348	532
tokens (actions)	7	9	13
TTR	1.86	2.11	2.39
TTR (actions)	1	1	1.07

Table 4: Instance statistics for the ANECDOTES’ dev set. Columns are percentiles. TTR is the token-type ratio.

the label and scores from the comments. To evaluate the extraction, we sampled and manually annotated 625 posts and 625 comments. Comments and posts were filtered with an F1 of 97% and 99%, while label extraction had an average F1 of 92% over the five classes. Appendix B.2 provides the full evaluation results and details for the extraction.

### 3.2 DILEMMAS

Beyond subjectivity (captured by the distributional labels), norms vary in importance: while it’s good to say “thank you”, it’s imperative not to harm others. So, we provide the DILEMMAS: a resource for normatively ranking actions. Each instance pairs two actions from the ANECDOTES and identifies which one crowd workers found less ethical. See Figure 4 for an example. To enable transfer as well as other approaches using the DILEMMAS to solve the ANECDOTES, we aligned their train, dev, and test splits.<sup>13</sup>

**Construction.** For each split, we made pairs by randomly matching the actions twice and discarding duplicates. Thus, each action can appear at most two times in DILEMMAS.

**Annotation.** We labeled each pair using 5 different annotators from Mechanical Turk. The dev and test sets have 5 extra annotations to estimate human performance and aid error analyses that correlate model and human error on dev. Before contributing to the dataset, workers were vetted with Multi-Annotator Competence Estimation (MACE)<sup>14</sup> (Hovy et al. 2013).<sup>15</sup> MACE assigns reliability scores to workers based on inter-annotator agreement. See Paun et al. (2018) for a recent comparison of different approaches.

<sup>13</sup>To preserve alignment, new versions of DILEMMAS drop some examples and randomly assign new ones to the old splits.

<sup>14</sup>Code at <https://github.com/dirkhovy/MACE>

<sup>15</sup>Data used to qualify workers is provided as extra train.

CLASS	MEANING	FREQUENCY
<b>AUTHOR</b>	author is wrong	29.8%
<b>OTHER</b>	other is wrong	54.4%
<b>EVERYBODY</b>	everyone is wrong	4.8%
<b>NOBODY</b>	nobody is wrong	8.9%
<b>INFO</b>	need more info	2.1%

Table 5: Label descriptions and frequencies from dev. Frequencies tally individual judgments (not the majority vote).

**Action 1.** *telling a mom and Grandma to try to keep their toddler quiet in the library*

**Action 2.** *putting parsley on my roommates scrambled eggs*

**Label.** ACTION 1

**Scores.** ACTION 1: 5, ACTION 2: 0

Figure 4: A random example from the DILEMMAS (dev). Labels identify the action crowd workers saw as *less* ethical.

## 4 Experiments

To validate SCRUPLES, we explore two questions. First, we test for discernible biases with a battery of feature-agnostic and stylistic baselines, since models often use statistical cues to solve datasets without solving the task (Poliak et al. 2018; Tsuchiya 2018; Niven and Kao 2019). Second, we test if ethical understanding challenges current techniques.

### 4.1 Baselines

The following paragraphs describe the baselines at a high level. Appendix C explains each baseline in full detail.

**Feature-agnostic** Feature-agnostic baselines use only the label distribution, ignoring the features. **Prior** predicts the class probability for each label, and **Sample** assigns all probability to one class drawn from the label distribution.

**Stylistic** Stylistic baselines probe for stylistic artifacts that give answers away. **Style** applies a shallow classifier to a suite of stylometric features such as punctuation usage. For the classifier, the ANECDOTES use gradient boosted decision trees (Chen and Guestrin 2016), while the DILEMMAS use logistic regression. The **Length** baseline picks multiple choice answers based on their length.

**Lexical and N-Gram** These baselines apply classifiers to bag-of-n-grams features, assessing the ability of lexical knowledge to solve the tasks. **BinaryNB**, **MultiNB**, and **CompNB**

BASELINE	F1 (MACRO)		CROSS ENTROPY	
	DEV	TEST	DEV	TEST
Prior	0.164	0.161	1.609	1.609
Sample	0.197	0.191	NaN	NaN
Style	0.165	0.162	1.609	1.609
BinaryNB	0.168	0.168	1.609	1.609
MultiNB	0.202	0.192	1.609	1.609
CompNB	0.234	0.229	1.609	1.609
Forest	0.164	0.161	1.609	1.609
Logistic	0.192	0.192	1.609	1.609
BERT	0.218	0.216	1.081	1.086
+ Dirichlet	0.232	0.259	1.059	1.063
RoBERTa	0.278	<b>0.305</b>	1.043	1.046
+ Dirichlet	<b>0.296</b>	<b>0.302</b>	<b>1.027</b>	<b>1.030</b>
Human	0.468	0.490	–	–
BEST	0.682	0.707	0.735	0.742

Table 6: Baselines for ANECDOTES. Best scores are in bold. Calibration smooths models worse than the uniform distribution to it, giving a cross-entropy of 1.609.

(Rennie et al. 2003) apply Bernoulli, Multinomial, and Complement Naive Bayes, while **Logistic** and **Forest** apply logistic regression and random forests (Breiman 2001).

**Deep** Lastly, the deep baselines test how well existing methods solve SCRUPLES. **BERT** (Devlin et al. 2019) and **RoBERTa** (Liu et al. 2019) fine-tune powerful pretrained language models on the tasks. In addition, we try both **BERT** and **RoBERTa** with the Dirichlet-multinomial likelihood (+ **Dirichlet**) as described in Section 2.2.

## 4.2 Training and Hyper-parameter Tuning

All models were tuned with Bayesian optimization using scikit-optimize (Head et al. 2018).

**Shallow models** While the feature-agnostic models have no hyper-parameters, the other shallow models have parameters for feature-engineering, modeling, and optimization. These were tuned using 128 iterations of Gaussian process optimization with 8 points in a batch (Chevalier and Ginsbourger 2013), and evaluating each point via 4-fold cross validation. For the training and validation metrics, we used cross-entropy with hard labels. All shallow models are based on scikit-learn (Pedregosa et al. 2011) implementations and trained on Google Cloud n1-standard-32 servers with 32 vCPUs and 120GB of memory. Additionally, the baseline implementations were verified by fitting them perfectly to an artificially easy, hand-crafted dataset. Shallow baselines for the ANECDOTES took 19.6 hours using 32 processes, while the the DILEMMAS took 1.4 hours.

**Deep models** Deep models’ hyper-parameters were tuned using Gaussian process optimization, with 32 iterations and evaluating points one at a time. For the optimization target,

BASELINE	F1 (MACRO)		CROSS ENTROPY	
	DEV	TEST	DEV	TEST
Prior	0.341	0.342	0.693	0.693
Sample	0.499	0.505	NaN	NaN
Length	0.511	0.483	NaN	NaN
Style	0.550	0.524	0.691	0.691
Logistic	0.650	0.643	0.657	0.660
BERT	0.728	0.720	0.604	0.606
+ Dirichlet	0.729	0.737	0.595	0.593
RoBERTa	0.757	0.746	0.578	0.577
+ Dirichlet	<b>0.760</b>	<b>0.783</b>	<b>0.570</b>	<b>0.566</b>
Human	0.807	0.804	–	–
BEST	0.848	0.846	0.495	0.498

Table 7: Baselines for DILEMMAS. Best scores are bold.

we used cross-entropy with soft labels, calibrated via temperature scaling (Guo et al. 2017). The training loss depends on the particular model. Each model trained on a single Titan V GPU using gradient accumulation to handle larger batch sizes. The model implementations built on top of PyTorch<sup>16</sup> and transformers<sup>17</sup> (Paszke et al. 2017; Wolf et al. 2019).

**Calibration** Most machine learning models are poorly calibrated out-of-the-box. Since cross-entropy is our main metric, we calibrated each model on dev via temperature scaling (Guo et al. 2017), to compare models on an even footing. All dev and test results report calibrated scores.

## 4.3 Results

Following our goal to model norms’ distribution, we compare models with cross-entropy. RoBERTa with a Dirichlet likelihood (**RoBERTa + Dirichlet**) outperforms all other models on both the ANECDOTES and the DILEMMAS. One explanation is that unlike a traditional softmax layer trained on hard labels, the Dirichlet likelihood leverages all annotations without the need for a majority vote. Similarly, it can separate the subjectivity of the question from the model’s uncertainty, making the predictions more expressive (see Section 2.2). Tables 6 and 7 report the results. You can demo the model at <https://norms.apps.allenai.org>.

Label-only and stylistic baselines do poorly on both the DILEMMAS and ANECDOTES, scoring well below human and BEST performance. Shallow baselines also perform poorly on the ANECDOTES; however, the bag of n-grams logistic ranker (**Logistic**) learns some aspects of the DILEMMAS task. Differences between shallow models’ performance on the ANECDOTES versus the DILEMMAS likely come from the role of lexical knowledge in each task. The ANECDOTES consists of complex anecdotes: participants take multiple actions with various contingencies to justify them. In contrast, the DILEMMAS are short with little narrative structure, so lexical knowledge can play a larger role.

<sup>16</sup><https://pytorch.org>

<sup>17</sup><https://github.com/huggingface/transformers>

BASELINE	F1 (MACRO)	CROSS ENTROPY
BERT	0.218	1.081
+ Soft	0.212	1.053
+ Counts	0.235	1.074
+ Dirichlet	0.232	1.059
RoBERTa	0.278	1.043
+ Soft	<b>0.346</b>	<b>1.027</b>
+ Counts	0.239	1.045
+ Dirichlet	0.296	<b>1.027</b>

Table 8: Likelihood comparisons on the ANECDOTES (dev). **Soft** uses cross-entropy on soft labels, **Counts** uses cross-entropy on label counts, and **Dirichlet** uses a Dirichlet-multinomial layer. Best scores are in bold.

BASELINE	F1 (MACRO)	CROSS ENTROPY
BERT	0.728	0.604
+ Soft	0.725	0.594
+ Counts	0.728	0.598
+ Dirichlet	0.729	0.595
RoBERTa	0.757	0.578
+ Soft	<b>0.764</b>	<b>0.570</b>
+ Counts	0.763	<b>0.570</b>
+ Dirichlet	0.760	<b>0.570</b>

Table 9: Likelihood comparisons on the DILEMMAS (dev). **Soft** uses cross-entropy on soft labels, **Counts** uses cross-entropy on label counts, and **Dirichlet** uses a Dirichlet-multinomial layer. Best scores are in bold.

## 5 Analysis

Diving deeper, we conduct two analyses: a controlled experiment comparing different likelihoods for distributional labels, and a lexical analysis exploring the DILEMMAS.

### 5.1 Comparing Different Likelihoods

Unlike typical setups, Dirichlet-multinomial layers use the full annotations, beyond just majority vote. This distinction should especially help more subjective tasks like ethical understanding. With this insight in mind, we explore other likelihoods leveraging this richer information.

Specifically, we compare with cross-entropy on averaged labels (**Soft**) and label counts (**Counts**) (essentially treating each annotation as an example). Both capture response variability; though, **Counts** weighs heavily annotated examples higher. On the ANECDOTES, where some examples have thousands more annotations than others, this difference is substantial. For datasets like the DILEMMAS, with fixed annotations per example, the likelihoods are equivalent.

Tables 8 and 9 compare likelihoods on the ANECDOTES and DILEMMAS, respectively. Except for **Counts** on the ANECDOTES, likelihoods using all annotations consistently outperform majority vote training in terms of cross-entropy. Comparing **Counts** with **Soft** suggests its poor performance may come from its uneven weighting of examples. **Dirichlet** and **Soft** perform comparably; though, **Soft** does

VERB	LR	BETTER	WORSE	TOTAL
ordering	0.10	31	3	34
confronting	0.49	105	51	156
asking	0.56	1202	676	1878
trying	0.58	303	175	478
wanting	0.76	3762	2846	6608
ghosting	2.6	77	197	274
lying	2.8	48	132	180
visiting	2.9	22	64	86
ruining	5.1	18	92	110
causing	5.2	11	57	68

Table 10: Verbs associated with the more or less ethical choice from DILEMMAS. **LR** is the likelihood ratio, **Better** and **Worse** are the numbers of times the verb was the better or worse action, and **Total** is their sum.

better on the less informative, hard metric (F1). Like **Counts**, **Dirichlet** weighs heavily annotated examples higher; so, re-weighting them more evenly may improve its score.

### 5.2 The Role of Lexical Knowledge

While the ANECDOTES have rich structure—with many actors under diverse conditions—the DILEMMAS are short and simple by design: each depicts one act with relevant context.

To sketch out their structure, we extracted each action’s root verb with a dependency parser.<sup>18</sup> Overall, the training set contains 1520 unique verbs with “wanting” (14%), “telling” (7%), and “being” (5%) most common. To identify verbs significantly associated with a class, we ran a two-tailed permutation test on the likelihood ratio with a Holm-Bonferroni correction (Holm 1979). Table 10 presents the most significant verbs for each class, ordered by likelihood ratio. While some evoke normative tones (“lying”), many do not (“causing”). The most common verb, “wanting”, is neither positive nor negative; and, while it leans towards more ethical, this still happens less than 60% of the time. Thus, while strong verbs, like “ruining”, may determine the label, in many cases additional context plays a major role.

Lastly, Table 11 presents topics for the DILEMMAS from Latent Dirichlet Allocation (Blei, Ng, and Jordan 2003). Interpersonal relationships feature heavily, whether familial or romantic. Not apparent from Table 11, other topics like retail and work interactions are also addressed.

TOPIC	TOP WORDS
1	wanting, asking, family, dog, house
2	gf, parents, brother, breaking, girlfriend
3	telling, friend, wanting, taking, girlfriend
4	going, mother, friend, giving, making
5	friend, getting, girl, upset, ex

Table 11: Top 5 words for the DILEMMAS’ topics (train), learned through LDA (Blei, Ng, and Jordan 2003).

<sup>18</sup> en\_core\_web\_sm from spaCy: <https://spacy.io/>.



## 6 Related Work

From science to science-fiction, people have long acknowledged the need to align AI with human interests. In his 1942 short story, “Runaround”, Isaac Asimov famously coined three laws of robotics to safeguard human welfare (Asimov 1942). Beyond fiction, pioneers of modern computing expressed similar concerns. Early on, I.J. Good raised the possibility of an “intelligence explosion” and the great benefits, as well as dangers, such an event may pose (Good 1966). In the intervening years, many researchers cautioned about super-intelligence and the need for AI to understand ethics (Vinge 1993; Weld and Etzioni 1994).

As machines’ capabilities progress, the research community has invested more effort into these directions (Anderson, Anderson, and Armen 2005; Horvitz 2009). An early field to emerge in the current renaissance, *Friendly AI* studies creating intelligent machines that benefit humanity—even as they evolve beyond human understanding (Yudkowsky 2008). Later, in 2014, philosopher Nick Bostrom’s popular book, “Superintelligence: Paths, Dangers, Strategies” stoked general interest in these problems. Since then, a number of groups have suggested research priorities for building safe and friendly intelligent systems (Russell, Dewey, and Tegmark 2015; Amodei et al. 2016).

Beyond beneficial AI, *machine ethics* investigates how machines should understand and implement ethical behavior (Waldrop 1987; Anderson, Anderson, and Armen 2005; Anderson and Anderson 2007, 2011). Despite decades of interest, the field remains fragmented and interdisciplinary; and, while many acknowledge the need for machine ethics, few existing systems understand human values. Nonetheless, researchers have proposed a number of promising approaches (Yu et al. 2018).

Principally, efforts divide into top-down and bottom-up approaches (Wallach and Allen 2009). *Top-down approaches* codify morality by mandate: the designers define ethical behavior. In contrast, *bottom-up approaches* learn morality from examples or interactions. Both draw on diverse subfields of AI. Often, top-down approaches use symbolic methods such as logical AI (Bringsjord, Arkoudas, and Bello 2006), or preference learning and constraint programming (Rossi 2016; Rossi and Mattei 2019). Bottom-up approaches typically rely upon supervised learning, or reinforcement learning and related ideas like inverse reinforcement learning (Abel, MacGlashan, and Littman 2016; Wu and Lin 2018; Balakrishnan et al. 2019). Nevertheless, these associations aren’t fundamental: consider the top-down approach of fully specifying a moral cost function to a reinforcement learner.

Within NLP, fewer works address general ethical understanding; instead, research focuses on narrower domains such as hate speech detection (Schmidt and Wiegand 2017) or fairness and bias (Bolukbasi et al. 2016). Still, some efforts tackle general ethical understanding. One body of work draws on *moral foundations theory* (Haidt and Joseph 2004; Haidt 2012; Graham et al. 2013), a psychological theory explaining ethical differences in terms of how people weigh a small number of *moral foundations* (e.g. *care/harm, fairness/cheating*, etc.). The *Moral Foundation Twitter Corpus*

(MFTC) collects more than 35,000 tweets labeled with the foundations they express, and has been used for supervised moral sentiment prediction (Hoover et al. 2020). Similarly, lexicons annotating words’ alignment with moral foundations aid in analyzing things like political groups’ moral sensitivities (Graham, Haidt, and Nosek 2009) as well as predicting the foundations expressed in social media posts (Araque, Gatti, and Kalimeri 2019).

Moving from theory-driven to data-driven approaches, other works found that distributional language representations, like word vectors and neural embeddings, encode commonsense notions of normative behavior (Jentsch et al. 2019; Schramowski et al. 2019). Lastly, Frazier et al. (2020) utilize a long-running children’s comic, *Goofus & Gallant*, to create a corpus of 1,387 correct and incorrect responses to various situations. They report models’ abilities to classify the responses, and explore transfer to two other corpora they construct.

While prior work emphasizes expert annotation and curated scenarios, we believe that practical systems must understand the norms of their communities, applied to scenarios they’re likely to encounter. Thus, we construct the first large-scale corpus of scenarios drawn from people’s real-life experiences and annotated with communal, rather than expert, judgments. This data in hand, we find ambiguity poses novel challenges for ethical understanding, and provide new modeling and methodological tools for tackling it.

## 7 Conclusion

We introduce a new task: WHO’S IN THE WRONG?, and a dataset, SCRUPLES, to study it. SCRUPLES provides simple ethical dilemmas that enable models to learn basic ethical understanding as well as complex anecdotes that challenge existing models. With Dirichlet-multinomial layers fully utilizing all annotations, rather than just the majority vote, we’re able to improve the performance of current techniques. Additionally, these layers separate model uncertainty from norms’ controversiality.

Finally, to provide an improved target for models, we introduce a new, general estimator for the highest score of a given metric on a classification dataset. We call this value the BEST performance.

Normative understanding remains an important, unsolved problem in natural language processing and AI more generally. We hope our datasets, modeling, and methodological contributions can serve as a jumping off point for future work.

## Acknowledgments

We thank Mark Neumann, Maxwell Forbes, Hannah Rashkin, Doug Downey, and Oren Etzioni for their helpful feedback and suggestions while we developed this work.

This research was supported in part by NSF (IIS-1714566), DARPA under the CwC program through the ARO (W911NF-15-1-0543), and DARPA under the MCS program through NIWC Pacific (N66001-19-2-4031).



## A Estimating Oracle Performance

As discussed in Section 2.1, given class label counts,  $Y_i$ , for each instance, we can model them using a Dirichlet-Multinomial distribution:

$$\begin{aligned}\theta_i &\sim \text{Dirichlet}(\alpha) \\ Y_i &\sim \text{Multinomial}(\theta_i, N_i)\end{aligned}$$

where  $N_i$  is the fixed (or random but independent) number of annotations for example  $i$ .

First, we estimate  $\alpha$  by minimizing the Dirichlet-multinomial’s negative log-likelihood, marginalizing out the  $\theta_i$ ’s:

$$-\log \prod_i \frac{\Gamma(N_i)\Gamma(\sum_k \alpha_k)}{\Gamma(N_i + \sum_k \alpha_k)} \prod_k \frac{\Gamma(Y_{ik} + \alpha_k)}{\Gamma(Y_{ik})\Gamma(\alpha_k)}$$

Pushing the log inside the products leaves only log-gamma terms. For implementation, calling a log-gamma function rather than a gamma function is important to avoid overflow.

Given our estimate of  $\alpha$ ,  $\hat{\alpha}$ , we compute the posterior for each example’s true label distribution using the fact that the Dirichlet and multinomial distributions are conjugate:

$$P(\theta_i|Y_i, \hat{\alpha}) = \text{Dirichlet}(\hat{\alpha} + Y_i)$$

Then, we can sample a set of class probabilities from this posterior:

$$\hat{\theta}_i \sim \text{Dirichlet}(\hat{\alpha} + Y_i)$$

Finally, we can use  $\hat{\theta}_i$  as the prediction for example  $i$ . Repeating this process many times (2,000–10,000) and averaging the results yields the BEST performance, estimating the oracle’s performance on the evaluation data.

It’s worth noting that this procedure will work with most metrics or loss functions, as long as the dataset has multiple class annotations per example. The main assumptions are that the annotations are independent, the true label distributions are roughly Dirichlet distributed, and the number of annotations is independent from the labels.

## B Dataset Construction

Section 3 presents the ANECDOTES and the DILEMMAS derived from them; this appendix details the source data and the extraction process used to construct the ANECDOTES.

### B.1 Source

Ideally, a dataset for WHO’S IN THE WRONG? should offer stories that reflect people’s actual experiences and ethical judgments that capture the complexity and diversity of real-world communities. This goal motivated our choice to build SCRUPLES from personal anecdotes shared seeking others’ opinions on whether or not the author was in the wrong. One large such forum exists on reddit, a popular social media website. reddit divides into smaller communities, known as subreddits, each with its own purpose. SCRUPLES stems from a subreddit<sup>19</sup> where people relate personal experiences and community members vote on who was in the wrong.<sup>20</sup>

<sup>19</sup><https://reddit.com/r/AmTheAsshole>

<sup>20</sup>SCRUPLESv1.0 uses the data from 11/2018–4/2019.



Figure 5: The user interface for the web forum from which the anecdotes and judgments were collected.

On the site, people post stories and comment with initialisms expressing who they view as in the wrong. The initialisms, YTA, NTA, ESH, NAH, and INFO, correspond to the classes, AUTHOR, OTHER, EVERYONE, NO ONE, and MORE INFO. Posters title their anecdotes and label if it’s something that happened, or something they might do. Since all submissions are unstructured text, users occasionally make errors when providing this information. Finally, while users can view others’ comments before responding, the comments appear after the response form on the page. See Figure 5 for a screenshot of the interface.

### B.2 Extraction

Each example in the ANECDOTES derives from a reddit post and its comments. First, we filtered and extracted content from a data dump<sup>21</sup> using rules; then, we evaluated the extraction by manually annotating a random sample of 625 posts and 625 comments. Tables 12 and 13 report these results.

Rule-based filters removed posts and comments that should be excluded from the final dataset. Reasons for exclusion included things like the post had been deleted, the comment was from a moderator, or it lacked enough text content. Table 12 summarizes filtering performance.

	PRECISION	RECALL	F1	SPAM
Comment	0.99	0.95	0.97	20.5%
Post	1.00	0.99	0.99	56.2%

Table 12: Filtering metrics. Spam is the negative class. The accuracy on comments and posts is 95% and 99%.

<sup>21</sup>Downloaded from <https://files.pushshift.io/reddit/>.

After the filtering, each anecdote’s components were extracted as follows:

**title.** Titles come directly from the posts’ titles. Generally, they summarize the posts; however, some users editorialize or choose humorous titles.

**type.** The subreddit requires titles to begin with a tag categorizing the post (“AITA”, “WIBTA”, or “META”).<sup>22</sup> Using regexes, we match these tags, convert AITA to **HISTORICAL**, WIBTA to **HYPOTHETICAL**, and discard all META posts.

**action.** The stories’ titles often summarize the main thing the author did. So, we extracted an action from each using a sequence of rules-based text normalizers, filters, and regular expressions. Results were then transformed into gerund phrases (e.g. “not offering to pick up my friend”). 94.4% of stories have successfully extracted actions.

**text.** Posts have an attribute providing the text; however, users can edit their posts in response to comments. The subreddit preserves stories as submitted, using a bot that comments with the original text. To avoid data leakage, we use this original text and discard posts when it cannot be found.

**label and scores.** The scores tally community members who expressed a given label. To improve relevance and independence, we only considered comments replying directly to the post (i.e., *top-level* comments). We extracted labels using regexes to match variants of initialisms used on the site (like `\m(?i:ESH)\M`) and textual expressions that correspond to them (i.e. `(?i:every(?:one|body) sucks here){e<=1}`). For comments expressing multiple labels, the first label was chosen unless a word between the two signified a change in attitude (e.g., *but*, *however*). Table 13 presents label extraction performance.

CLASS	PRECISION	RECALL	F1
<b>AUTHOR</b>	0.91	0.91	0.91
<b>OTHER</b>	0.99	0.94	0.96
<b>EVERYONE</b>	1.00	0.91	0.96
<b>NO ONE</b>	1.00	0.86	0.92
<b>MORE INFO</b>	0.93	0.78	0.85
<b>HISTORICAL</b>	1.00	1.00	1.00
<b>HYPOTHETICAL</b>	1.00	1.00	1.00

Table 13: Metrics for extracting labels from comments and post types from post titles.

<sup>22</sup>Respectively: “am I the a-hole”, “would I be the a-hole”, and “meta-post” (about the subreddit).

## C Baselines

In Section 4, we evaluate a number of baselines on the ANECDOTES and the DILEMMAS. This appendix describes each of those baselines in more detail.

### C.1 Feature-agnostic Baselines

The feature-agnostic models predict solely from the label distribution, without using the features.

**Class Prior (Prior)** predicts label probabilities according to the label distribution.

**Stratified Sampling (Sample)** assigns all probability to a random label from the label distribution.

### C.2 Stylistic Baselines

These models probe if stylistic artifacts like length or lexical diversity give away the answer.

**Length (Length)** picks multiple choice answers based on their length. Reported results correspond to the best combination of shortest or longest and word or character length (i.e. fewest / characters).

**Stylistic (Style)** applies classifiers to a suite of stylometric features. The features are document length (in tokens and sentences), the min, max, mean, median, and standard deviation of sentence length (in tokens), document lexical diversity (type-token ratio), average sentence lexical diversity (type-token ratio), average token length in characters (excluding punctuation), punctuation usage (counts per sentence), and part-of-speech usage (counts per sentence). The ANECDOTES use gradient boosted decision trees (Chen and Guestrin 2016); while the DILEMMAS use logistic regression on the difference of the choices’ scores.

### C.3 Lexical and N-Gram Baselines

These baselines measure to what degree shallow lexical knowledge can solve the tasks.

**Naive Bayes (BinaryNB, MultiNB, CompNB)** apply bernoulli and multinomial naive bayes to bag of n-grams features from the title concatenated with the text. Hyper-parameter tuning considers both character and word n-grams. Complement naive bayes (**CompNB**) classifies documents based on how poorly they fit the *complement* of the class (Rennie et al. 2003). This often helps class imbalance.

**Linear (Logistic)** scores answers with logistic regression on bag of n-grams features. Hyper-parameter tuning decides between tf-idf features, word, and character n-grams. The ANECDOTES’ linear model considers both one-versus-rest and multinomial loss schemes; while the DILEMMAS’ model uses the difference of the choices’ scores as the logit for whether the second answer is correct.

**Trees (Forest)** trains a random forest on bag of n-grams features (Breiman 2001). Hyper-parameter tuning tries both tf-idf features and pure counts.

### C.4 Deep Baselines

These baselines test whether current deep neural network methods can solve SCRUPLES.

**BERT Large (BERT)** achieves high performance across a broad range of tasks (Devlin et al. 2019). BERT pretrains its weights with *masked language modeling*, a task that predicts masked out tokens from the input. The model adapts to new tasks by fine-tuning problem-specific heads end-to-end along with all pretrained weights.

**RoBERTa Large (RoBERTa)** improves upon BERT with better hyper-parameter tuning, more pretraining, and by removing certain model components (Liu et al. 2019).

**Dirichlet Likelihood (+ Dirichlet)** uses a Dirichlet (Gelman et al. 2003) likelihood in the last layer instead of the traditional softmax. The Dirichlet likelihood allows the model to leverage all the annotations, instead of the majority label, and to separate a question’s subjectivity from the model’s uncertainty. Section 2.2 discusses the model in more detail.

### C.5 Alternative Likelihoods

In addition to the deep baselines, Section 5.1 explores alternative likelihoods that, like the Dirichlet-multinomial layer, leverage all of the annotations rather than training on the majority vote.

**Soft Labels (+ Soft)** uses a softmax in the last layer with a categorical likelihood, similarly to standard training setups; however, instead of computing cross-entropy against the (hard) majority vote label, it computes cross-entropy against the (soft) average label from the annotations. Thus, the loss becomes:

$$\ell(p, Y) = - \sum_i \sum_j \frac{Y_{ij}}{N_i} \log p_{ij}$$

Using the notation from Section 2.1.

**Label Counts (+ Counts)** uses a softmax in the last layer with a categorical likelihood, similarly to standard setups and the soft labels baseline; however, the loss treats each annotation as its own example or, equivalently, uses unnormalized counts:

$$\ell(p, Y) = - \sum_i \sum_j Y_{ij} \log p_{ij}$$

Again, using the notation from Section 2.1. This loss is the same as maximum likelihood estimation on the annotations.

VERB	P	LR	BETTER	WORSE	TOTAL
ordering	.00	0.10	31	3	34
confronting	.00	0.49	105	51	156
buying	.04	0.55	129	71	200
asking	.00	0.56	1202	676	1878
trying	.00	0.58	303	175	478
wanting	.00	0.76	3762	2846	6608
being	.00	0.83	1280	1062	2342
telling	.00	1.21	1574	1912	3486
breaking	.00	1.60	277	443	720
cutting	.00	1.76	230	404	634
helping	.00	1.93	84	162	246
hating	.00	2.07	73	151	224
inviting	.00	2.12	75	159	234
kicking	.00	2.28	72	164	236
caring	.00	2.30	46	106	152
ghosting	.00	2.56	77	197	274
stealing	.01	2.73	22	60	82
lying	.00	2.75	48	132	180
visiting	.00	2.91	22	64	86
hitting	.04	3.80	10	38	48
ruining	.00	5.11	18	92	110
causing	.00	5.18	11	57	68
excluding	.02	7.00	4	28	32

Table 14: Verbs significantly associated with more or less ethical choices from the DILEMMAS (train). **p** is the p-value, **LR** is the likelihood ratio, **Better** and **Worse** count the times the verb was a better or worse action, and **Total** is their sum.

## D Lexical Analysis

Section 5.2 presents two lexical analyses of the DILEMMAS. The first analysis investigates each dilemma in terms of its actions’ root verbs. The second analysis extracts topics from the actions’ descriptions. This appendix describes those analyses and their results in more detail.

### D.1 Root Verbs

To identify root verbs significantly associated with each class (more and less ethical), we used a two-tailed permutation test with a Holm-Bonferroni correction for multiple testing (Holm 1979). For each word, the likelihood ratio of the classes served as the test statistic:

$$\frac{P(\text{word}|\text{less ethical})}{P(\text{word}|\text{more ethical})}$$

We permuted the class labels to simulate the independent condition and tested association at the 0.05 level of significance using 100,000 samples in our Monte Carlo estimates for the permutation distribution. Some of the p-values were computed as zero due to the likelihood ratio in the original data being higher than in any of the sampled permutations. The Holm-Bonferroni correction doesn’t account for this approximation error, meaning the final p-values remain zero even though they would be larger if we’d used more samples; however, each zero would still be below the next

TOPIC				
1	2	3	4	5
wanting	gf	telling	going	friend
asking	parents	friend	mother	getting
family	brother	wanting	friend	girl
dog	breaking	taking	giving	upset
house	girlfriend	girlfriend	making	ex
pay	asking	calling	leaving	mad
girlfriend	telling	friends	wedding	best
mom	boyfriend	don	letting	boyfriend
boyfriend	family	want	refusing	girlfriend
time	job	wife	party	friends
home	friends	sister	saying	cutting
refusing	stop	like	old	talking
roommate	ex	roommate	helping	telling
friends	giving	group	cat	guy
work	hating	mom	work	people
sister	trying	doesn	year	having
wife	food	relationship	cousin	angry
car	money	husband	friendship	annoyed
room	son	anymore	inviting	date
dad	things	child	calling	leaving
friend	mom	baby	using	sex
new	phone	kicking	joke	dating
birthday	wife	ex	sister	ghosting
stay	letting	know	birthday	making
mother	sending	thinking	mom	going

Table 15: Top 25 words for the DILEMMAS’ topics (train), learned through LDA (Blei, Ng, and Jordan 2003).

smallest p-value from the test. Table 14 provides all of the verbs significantly associated with the classes, ordered by likelihood ratio.

## D.2 Topic Modeling

We extracted topics from the DILEMMAS via Latent Dirichlet Allocation with 5 topics (Blei, Ng, and Jordan 2003), using the implementation in scikit-learn (Pedregosa et al. 2011). The main hyper-parameter was the number of topics, which we tuned manually on the DILEMMAS’ dev set. Table 15 shows the top 25 words from each of the five topics.

## E Latent Trait Analysis

Formalizing norms as classifying right versus wrong behavior has the advantages of simplicity, intuitiveness, ease of annotation, and ease of modeling. In reality, norms are much more complex. Often, decisions navigate conflicting concerns, and reasonable people disagree about the right choice. Given the goal of reproducing these judgments, it’s worth asking whether binary labels provide a sufficiently precise representation for the phenomenon.

Motivated by *moral foundations theory*, a psychological theory positing that people make moral decisions by weighing a small number of moral foundations (e.g. *care/harm* or *fairness/cheating*) (Haidt and Joseph 2004; Haidt 2012), we explored the degree to which binary labels reduce a more complex set of concerns. To investigate this hypothesis empirically on the DILEMMAS, we conducted an exploratory

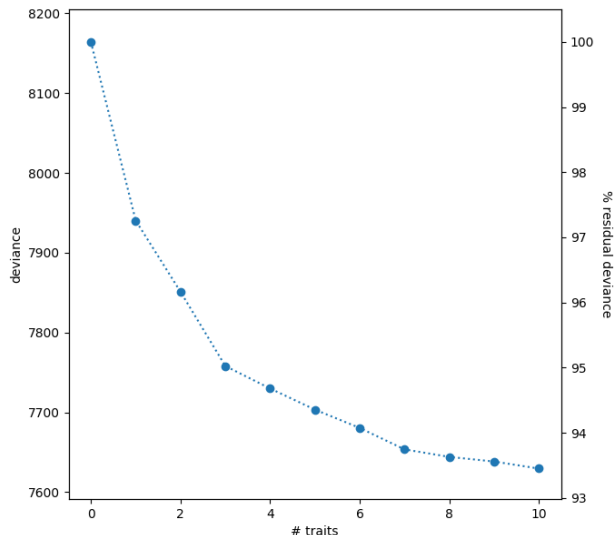


Figure 6: A comparison of models with different numbers of traits. The deviance measures goodness-of-fit. The percent residual deviance ( $1 - \%D(y, \theta)$ ) quantifies the deviation left unexplained by the latent traits.

*latent trait analysis*.<sup>23</sup> Latent trait analysis models the dependence between categorical variables by approximating the data distribution with a linear latent variable model. Concretely, the model represents the distribution as logistic regression on a Gaussian latent variable. In other words, if  $Y$  is the vector of binary responses from a single annotator, then:

$$Z \sim \mathcal{N}(\mathbf{0}, \mathbf{I})$$

$$Y \sim \text{Categorical}(\sigma(\mathbf{W}Z + \mathbf{b}))$$

The parameters,  $\mathbf{W}$  and  $\mathbf{b}$ , are then fitted via maximum likelihood estimation, marginalizing out  $Z$ .

In latent trait analyses, the *deviance*:

$$D(\mathbf{y}, \theta) = 2 \log \frac{f_{\theta_s}(\mathbf{y})}{f_{\theta}(\mathbf{y})}$$

often measures the goodness-of-fit, where  $f_{\theta}$  is the probability density function and  $\theta_s$  is the parameters for the *saturated model*, i.e. the model that can attain the best possible fit to the data. In our case, the saturated model assumes full dependence and assigns to each possible vector of responses  $X$  the frequency with which it was observed in the data. We can then use the proportion of deviance in the null (independent) model explained by the current model under consideration to assess goodness of fit:

$$\%D(\mathbf{y}, \theta) = 1 - \frac{D(\mathbf{y}, \theta)}{D(\mathbf{y}, \theta_0)}$$

<sup>23</sup>A good introduction may be found in chapter 8, “Factor Analysis for Binary Data”, of Galbraith et al. (2002).

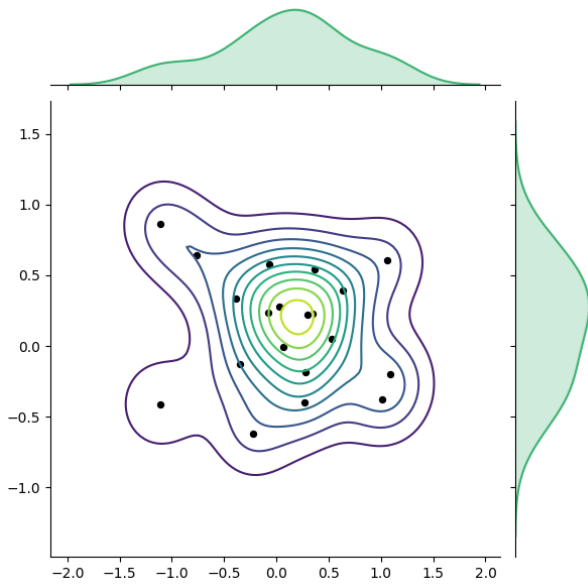


Figure 7: Questions from the benchmark represented by their fitted weights.

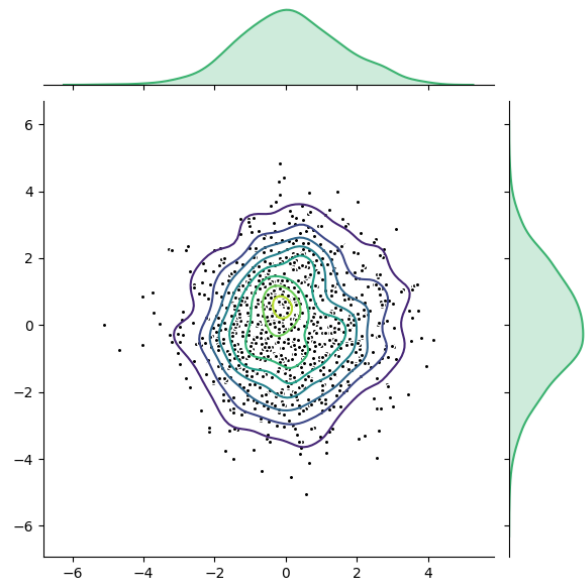


Figure 8: Annotators' annotations projected into the latent space.

Where  $\theta_0$  is the fully independent model.

For this analysis, we created a densely annotated set of questions by randomly sampling 20 from the benchmark's development set and crowdsourcing labels for them from 1000 additional annotators. Figure 6 plots the deviance for models with varying numbers of traits. The high degree of unexplained deviation in the models suggests that deviation between annotator's responses is non-systematic, coming from uncertainty in how the annotators choose the labels rather than in what labels annotators choose on average.

In addition to goodness-of-fit statistics, we can use the two dimensional latent trait model to visualize the data. Figure 7 plots the questions based on their weights, while Figure 8 shows the responses projected into the latent space.

Summarizing the analysis, the linear latent variable model was not able to explain very much of the deviance beyond the independent model. One challenge in trying to explain annotator's decisions is the fact that the DILEMMAS randomly pairs items together to form moral dilemmas. Anecdotally, this random pairing makes comparisons more difficult since actions may come from unrelated contexts, and often neither is clearly worse. Future work may want to investigate annotating more nuanced information about the actions or how annotators arrive at their conclusions.

## References

- Abel, D.; MacGlashan, J.; and Littman, M. L. 2016. Reinforcement learning as a framework for ethical decision making. In *Workshops at the thirtieth AAAI conference on artificial intelligence*.
- Amodei, D.; Olah, C.; Steinhardt, J.; Christiano, P.; Schulman, J.; and Mané, D. 2016. Concrete problems in AI safety. *arXiv preprint arXiv:1606.06565*.
- Anderson, M.; and Anderson, S. L. 2007. Machine Ethics: Creating an Ethical Intelligent Agent. *AI Magazine* 28(4): 15. doi:10.1609/aimag.v28i4.2065. URL <https://www.aaai.org/ojs/index.php/aimagazine/article/view/2065>.
- Anderson, M.; and Anderson, S. L., eds. 2011. *Machine Ethics*. Cambridge University Press. doi:10.1017/CBO9780511978036.
- Anderson, M.; Anderson, S. L.; and Armen, C. 2005. Machine ethics : papers from the AAAI Fall Symposium.
- Araque, O.; Gatti, L.; and Kalimeri, K. 2019. MoralStrength: Exploiting a Moral Lexicon and Embedding Similarity for Moral Foundations Prediction. *Knowl. Based Syst.* 191: 105184.
- Asimov, I. 1942. Runaround. *Astounding Science-Fiction* 94–103.
- Balakrishnan, A.; Bouneffouf, D.; Mattei, N.; and Rossi, F. 2019. Incorporating Behavioral Constraints in Online AI Systems. In *AAAI*.
- Blei, D. M.; Ng, A. Y.; and Jordan, M. I. 2003. Latent dirichlet allocation. *Journal of machine Learning research* 3(Jan): 993–1022.
- Bolukbasi, T.; Chang, K.-W.; Zou, J. Y.; Saligrama, V.; and Kalai, A. T. 2016. Man is to computer programmer as woman is to home-maker? debiasing word embeddings. In *Advances in neural information processing systems*, 4349–4357.
- Breiman, L. 2001. Random Forests. *Machine Learning* 45: 5–32.
- Bringsjord, S.; Arkoudas, K.; and Bello, P. 2006. Toward a General Logicist Methodology for Engineering Ethically Correct Robots. *IEEE Intelligent Systems* 21: 38–44.
- Chen, T.; and Guestrin, C. 2016. XGBoost: A Scalable Tree Boosting System. In *Proceedings of the 22nd ACM SIGKDD International Conference on Knowledge Discovery and Data Mining, KDD '16*, 785–794. New York, NY, USA: ACM. ISBN 978-1-4503-4232-2. doi:10.1145/2939672.2939785. URL <http://doi.acm.org/10.1145/2939672.2939785>.
- Chevalier, C.; and Ginsbourger, D. 2013. Fast Computation of the Multi-Points Expected Improvement with Applications in Batch Selection. In *Revised Selected Papers of the 7th International Conference on Learning and Intelligent Optimization - Volume 7997*, LION 7, 59–69. New York, NY, USA: Springer-Verlag New York, Inc. ISBN 978-3-642-44972-7. doi:10.1007/978-3-642-44973-4\_7. URL [http://dx.doi.org/10.1007/978-3-642-44973-4\\_7](http://dx.doi.org/10.1007/978-3-642-44973-4_7).
- Devlin, J.; Chang, M.-W.; Lee, K.; and Toutanova, K. 2019. BERT: Pre-training of Deep Bidirectional Transformers for Language Understanding. In *Proceedings of the 2019 Conference of the North American Chapter of the Association for Computational Linguistics: Human Language Technologies, Volume 1 (Long and Short Papers)*, 4171–4186. Minneapolis, Minnesota: Association for Computational Linguistics. doi:10.18653/v1/N19-1423. URL <https://www.aclweb.org/anthology/N19-1423>.
- Frazier, S.; Nahian, M. S. A.; Riedl, M. O.; and Harrison, B. 2020. Learning Norms from Stories: A Prior for Value Aligned Agents. *Proceedings of the AAAI/ACM Conference on AI, Ethics, and Society*.
- Gal, Y. 2016. *Uncertainty in Deep Learning*. Ph.D. thesis, University of Cambridge.
- Gal, Y.; and Ghahramani, Z. 2016. Dropout as a Bayesian Approximation: Representing Model Uncertainty in Deep Learning. In *Proceedings of the 33rd International Conference on Machine Learning (ICML-16)*.
- Galbraith, J.; Moustaki, I.; Bartholomew, D.; and Steele, F. 2002. *The Analysis and Interpretation of Multivariate Data for Social Scientists*. Chapman & Hall/CRC Statistics in the Social and Behavioral Sciences. Taylor & Francis. ISBN 9781584882954.
- Gelman, A.; Carlin, J.; Stern, H.; and Rubin, D. 2003. *Bayesian Data Analysis, Second Edition*. Chapman & Hall/CRC Texts in Statistical Science. Taylor & Francis. ISBN 9781420057294.
- Gert, B.; and Gert, J. 2017. The Definition of Morality. In Zalta, E. N., ed., *The Stanford Encyclopedia of Philosophy*. Metaphysics Research Lab, Stanford University, fall 2017 edition.
- Good, I. J. 1966. Speculations Concerning the First Ultra-intelligent Machine. volume 6 of *Advances in Computers*, 31 – 88. Elsevier. doi:[https://doi.org/10.1016/S0065-2458\(08\)60418-0](https://doi.org/10.1016/S0065-2458(08)60418-0).
- Gordon, J.; and Van Durme, B. 2013. Reporting bias and knowledge acquisition. In *Proceedings of the 2013 workshop on Automated knowledge base construction*, 25–30. ACM.
- Graham, J.; Haidt, J.; Koleva, S.; Motyl, M.; Iyer, R.; Wojcik, S. P.; and Ditto, P. H. 2013. Moral foundations theory: The pragmatic validity of moral pluralism. In *Advances in experimental social psychology*, volume 47, 55–130. Elsevier.
- Graham, J.; Haidt, J.; and Nosek, B. A. 2009. Liberals and conservatives rely on different sets of moral foundations. *Journal of personality and social psychology* 96(5): 1029–46.
- Guo, C.; Pleiss, G.; Sun, Y.; and Weinberger, K. Q. 2017. On calibration of modern neural networks. In *Proceedings of the 34th International Conference on Machine Learning-Volume 70*, 1321–1330. JMLR.org.
- Gururangan, S.; Swamydipta, S.; Levy, O.; Schwartz, R.; Bowman, S.; and Smith, N. A. 2018. Annotation Artifacts in Natural Language Inference Data. In *Proceedings of the 2018 Conference of the North American Chapter of the Association for Computational Linguistics: Human Language Technologies, Volume 2 (Short Papers)*, 107–112. New Orleans, Louisiana: Association for Computational Linguistics. doi:10.18653/v1/N18-2017. URL <https://www.aclweb.org/anthology/N18-2017>.
- Haidt, J. 2012. *The Righteous Mind: Why Good People Are Divided by Politics and Religion*. Pantheon Books.
- Haidt, J.; and Joseph, C. 2004. Intuitive Ethics: How Innately Prepared Intuitions Generate Culturally Variable Virtues. *Daedalus* 133(4): 55–66. ISSN 00115266.
- Head, T.; MechCoder; Louppe, G.; Shcherbatyi, I.; fcharras; Vinícius, Z.; cmmalone; Schröder, C.; nel215; Campos, N.; Young, T.; Cereda, S.; Fan, T.; rene rex; Shi, K. K.; Schwabedal, J.; carlosdanielcsantos; Hvass-Labs; Pak, M.; SoManyUsernamesTaken; Callaway, F.; Estève, L.; Besson, L.; Cherti, M.; Pfannschmidt, K.; Linzberger, F.; Cauet, C.; Gut, A.; Mueller, A.; and Fabisch, A. 2018. scikit-optimize/scikit-optimize: v0.5.2. doi:10.5281/zenodo.1207017. URL <https://doi.org/10.5281/zenodo.1207017>.
- Holm, S. 1979. A simple sequentially rejective multiple test procedure. *Scandinavian journal of statistics* 65–70.
- Hoover, J.; Portillo-Wightman, G.; Yeh, L.; Havaladar, S.; Davani, A. M.; Lin, Y.; Kennedy, B.; Atari, M.; Kamel, Z.; Mendlen, M.; Moreno, G.; Park, C.; Chang, T. E.; Chin, J.; Leong, C.; Leung, J. Y.; Mirinjian, A.; and Dehghani, M. 2020. Moral Foundations Twitter Corpus: A Collection of 35k Tweets Annotated

- for Moral Sentiment. *Social Psychological and Personality Science* doi:10.1177/1948550619876629. URL <https://doi.org/10.1177/1948550619876629>.
- Horvitz, E. 2009. Asilomar Meeting on Long-Term AI Futures. URL [http://erichorvitz.com/AAAI.Presidential\\_Panel\\_2008-2009.htm](http://erichorvitz.com/AAAI.Presidential_Panel_2008-2009.htm). [Online; accessed 23-March-2020].
- Hovy, D.; Berg-Kirkpatrick, T.; Vaswani, A.; and Hovy, E. 2013. Learning whom to trust with MACE. In *Proceedings of the 2013 Conference of the North American Chapter of the Association for Computational Linguistics: Human Language Technologies*, 1120–1130.
- Jentzsch, S.; Schramowski, P.; Rothkopf, C.; and Kersting, K. 2019. Semantics derived automatically from language corpora contain human-like moral choices. In *Proceedings of the 2019 AAAI/ACM Conference on AI, Ethics, and Society*, 37–44.
- Lan, Z.; Chen, M.; Goodman, S.; Gimpel, K.; Sharma, P.; and Soricut, R. 2019. ALBERT: A Lite BERT for Self-supervised Learning of Language Representations. *ArXiv abs/1909.11942*.
- Liu, Y.; Ott, M.; Goyal, N.; Du, J.; Joshi, M. V.; Chen, D.; Levy, O.; Lewis, M.; Zettlemoyer, L. S.; and Stoyanov, V. 2019. RoBERTa: A Robustly Optimized BERT Pretraining Approach. *ArXiv abs/1907.11692*.
- McCullagh, P.; and Nelder, J. 1989. *Generalized Linear Models, Second Edition*. Chapman & Hall/CRC Monographs on Statistics & Applied Probability. Taylor & Francis. ISBN 9780412317606.
- Murphy, K. P. 2012. *Machine Learning: A Probabilistic Perspective*. The MIT Press. ISBN 0262018020.
- Niven, T.; and Kao, H.-Y. 2019. Probing Neural Network Comprehension of Natural Language Arguments. In *Proceedings of the 57th Conference of the Association for Computational Linguistics*, 4658–4664. Florence, Italy: Association for Computational Linguistics. URL <https://www.aclweb.org/anthology/P19-1459>.
- Paszke, A.; Gross, S.; Chintala, S.; Chanan, G.; Yang, E.; DeVito, Z.; Lin, Z.; Desmaison, A.; Antiga, L.; and Lerer, A. 2017. Automatic Differentiation in PyTorch. In *NIPS Autodiff Workshop*.
- Paun, S.; Carpenter, B.; Chamberlain, J.; Hovy, D.; Kruschwitz, U.; and Poesio, M. 2018. Comparing Bayesian Models of Annotation. *Transactions of the Association for Computational Linguistics* 6: 571–585.
- Pavlick, E.; and Kwiatkowski, T. 2019. Inherent Disagreements in Human Textual Inferences. *Transactions of the Association for Computational Linguistics* 7(0): 677–694. ISSN 2307-387X. URL <https://transacl.org/index.php/tacl/article/view/1780>.
- Pedregosa, F.; Varoquaux, G.; Gramfort, A.; Michel, V.; Thirion, B.; Grisel, O.; Blondel, M.; Prettenhofer, P.; Weiss, R.; Dubourg, V.; Vanderplas, J.; Passos, A.; Cournapeau, D.; Brucher, M.; Perrot, M.; and Duchesnay, E. 2011. Scikit-learn: Machine Learning in Python. *Journal of Machine Learning Research* 12: 2825–2830.
- Poliak, A.; Naradowsky, J.; Haldar, A.; Rudinger, R.; and Van Durme, B. 2018. Hypothesis Only Baselines in Natural Language Inference. In *Proceedings of the Seventh Joint Conference on Lexical and Computational Semantics*, 180–191. New Orleans, Louisiana: Association for Computational Linguistics. doi:10.18653/v1/S18-2023. URL <https://www.aclweb.org/anthology/S18-2023>.
- Raffel, C.; Shazeer, N.; Roberts, A.; Lee, K.; Narang, S.; Matena, M.; Zhou, Y.; Li, W.; and Liu, P. J. 2019. Exploring the Limits of Transfer Learning with a Unified Text-to-Text Transformer. *ArXiv abs/1910.10683*.
- Rennie, J. D. M.; Shih, L.; Teevan, J.; and Karger, D. R. 2003. Tackling the Poor Assumptions of Naive Bayes Text Classifiers. In *Proceedings of the Twentieth International Conference on International Conference on Machine Learning*, ICML'03, 616–623. AAAI Press. ISBN 1-57735-189-4. URL <http://dl.acm.org/citation.cfm?id=3041838.3041916>.
- Rossi, F. 2016. Moral Preferences. In *10th Workshop on Advances in Preference Handling (MPREF) at AAAI*.
- Rossi, F.; and Mattei, N. 2019. Building ethically bounded AI. In *Proceedings of the AAAI Conference on Artificial Intelligence*, volume 33, 9785–9789.
- Russell, S.; Dewey, D.; and Tegmark, M. 2015. Research priorities for robust and beneficial artificial intelligence. *Ai Magazine* 36(4): 105–114.
- Schlesinger, A.; O'Hara, K. P.; and Taylor, A. S. 2018. Let's talk about race: Identity, chatbots, and AI. In *Proceedings of the 2018 CHI Conference on Human Factors in Computing Systems*, 315. ACM.
- Schmidt, A.; and Wiegand, M. 2017. A Survey on Hate Speech Detection using Natural Language Processing. In *Proceedings of the Fifth International Workshop on Natural Language Processing for Social Media*, 1–10. Valencia, Spain: Association for Computational Linguistics. doi:10.18653/v1/W17-1101. URL <https://www.aclweb.org/anthology/W17-1101>.
- Schramowski, P.; Turan, C.; Jentzsch, S.; Rothkopf, C. A.; and Kersting, K. 2019. BERT has a Moral Compass: Improvements of ethical and moral values of machines. *ArXiv abs/1912.05238*.
- Tange, O. 2011. GNU Parallel - The Command-Line Power Tool. *login: The USENIX Magazine* 36(1): 42–47. doi:10.5281/zenodo.16303. URL <http://www.gnu.org/s/parallel>.
- Tschiya, M. 2018. Performance Impact Caused by Hidden Bias of Training Data for Recognizing Textual Entailment. In *Proceedings of the Eleventh International Conference on Language Resources and Evaluation (LREC-2018)*. Miyazaki, Japan: European Languages Resources Association (ELRA). URL <https://www.aclweb.org/anthology/L18-1239>.
- Vinge, V. 1993. The Coming Technological Singularity. *Whole Earth Review*.
- Waldrop, M. M. 1987. A Question of Responsibility. *AI Magazine* 8(1): 28. doi:10.1609/aimag.v8i1.572. URL <https://www.aaai.org/ojs/index.php/aimagazine/article/view/572>.
- Wallach, W.; and Allen, C. 2009. *Moral Machines: Teaching Robots Right from Wrong*. Oxford University Press. doi:10.1093/acprof:oso/9780195374049.001.0001.
- Weld, D.; and Etzioni, O. 1994. The First Law of Robotics (a Call to Arms). In *Proceedings of the Twelfth AAAI National Conference on Artificial Intelligence*, AAAI'94, 1042–1047. AAAI Press.
- Wolf, M. J.; Miller, K.; and Grodzinsky, F. S. 2017. Why we should have seen that coming: comments on Microsoft's tay experiment, and wider implications. *ACM SIGCAS Computers and Society* 47(3): 54–64.
- Wolf, T.; Debut, L.; Sanh, V.; Chaumond, J.; Delangue, C.; Moi, A.; Cistac, P.; Rault, T.; Louf, R.; Funtowicz, M.; and Brew, J. 2019. HuggingFace's Transformers: State-of-the-art Natural Language Processing. *ArXiv abs/1910.03771*.
- Wu, Y.-H.; and Lin, S.-D. 2018. A low-cost ethics shaping approach for designing reinforcement learning agents. In *Thirty-Second AAAI Conference on Artificial Intelligence*.



Yu, H.; Shen, Z.; Miao, C.; Leung, C.; Lesser, V. R.; and Yang, Q. 2018. Building Ethics into Artificial Intelligence. In *Proceedings of the Twenty-Seventh International Joint Conference on Artificial Intelligence, IJCAI-18*, 5527–5533. International Joint Conferences on Artificial Intelligence Organization. doi:10.24963/ijcai.2018/779. URL <https://doi.org/10.24963/ijcai.2018/779>.

Yudkowsky, E. 2008. Artificial intelligence as a positive and negative factor in global risk. *Global catastrophic risks* 1(303): 184.