

# Generative Adversarial Networks for Spatio-Temporal Data: A Survey

NAN GAO, HAO XUE, WEI SHAO, SICHEN ZHAO, KYLE KAI QIN, ARIAN PRABOWO, MOHAMMAD SAIEDUR RAHAMAN, and FLORA D. SALIM, RMIT University, Australia

Generative Adversarial Networks (GANs) have shown remarkable success in producing realistic-looking images in the computer vision area. Recently, GAN-based techniques are shown to be promising for spatio-temporal-based applications such as trajectory prediction, events generation and time-series data imputation. While several reviews for GANs in computer vision have been presented, no one has considered addressing the practical applications and challenges relevant to spatio-temporal data. In this paper, we have conducted a comprehensive review of the recent developments of GANs for spatio-temporal data. We summarise the application of popular GAN architectures for spatio-temporal data and the common practices for evaluating the performance of spatio-temporal applications with GANs. Finally, we point out future research directions to benefit researchers in this area.

CCS Concepts: • **Computing methodologies** → *Machine learning; Artificial intelligence.*

Additional Key Words and Phrases: Generative adversarial nets, spatio-temporal data, time series, trajectory data

## ACM Reference Format:

Nan Gao, Hao Xue, Wei Shao, Sichen Zhao, Kyle Kai Qin, Arian Prabowo, Mohammad Saiedur Rahaman, and Flora D. Salim. 2021. Generative Adversarial Networks for Spatio-Temporal Data: A Survey. *ACM Trans. Intell. Syst. Technol.* 1, 1, Article 1 (January 2021), 26 pages. <https://doi.org/10.1145/3474838>

## 1 INTRODUCTION

Spatio-temporal (ST) properties are commonly observed in various fields, such as transportation [142], social science [82] and criminology [133], among which have been rapidly transformed by the proliferation of sensor and big data. However, the vast amount of ST data requires appropriate processing techniques to build effective applications. Generally, traditional data mining methods dealing with transaction data or graph data could perform poorly when applied to ST datasets. The reasons are mainly two-fold [154]: (1) ST data are often in continuous space while traditional data (e.g., transaction data, graph data) are usually discrete; (2) ST data usually have spatial and temporal attributes where the data correlations are more complex to be captured by traditional techniques. Moreover, ST data tend to be highly self-correlated, and data samples are usually not generated independently as in traditional data.

With the prevalence of deep learning, many neural networks (e.g., *Convolutional Neural Network* (CNN) [81], *Recurrent Neural Network* (RNN) [109], *Autoencoder* (AE) [66], *Graph Convolutional*

Authors' address: Nan Gao, nan.gao@rmit.edu.au; Hao Xue, hao.xue@rmit.edu.au; Wei Shao, wei.shao@rmit.edu.au; Sichen Zhao, sichen.zhao@rmit.edu.au; Kyle Kai Qin, kai.qin2@rmit.edu.au; Arian Prabowo, arian.prabowo@rmit.edu.au; Mohammad Saiedur Rahaman, saiedur.rahaman@rmit.edu.au; Flora D. Salim, flora.salim@rmit.edu.au, RMIT University, Melbourne, Victoria, Australia, 3000.

Permission to make digital or hard copies of all or part of this work for personal or classroom use is granted without fee provided that copies are not made or distributed for profit or commercial advantage and that copies bear this notice and the full citation on the first page. Copyrights for components of this work owned by others than ACM must be honored. Abstracting with credit is permitted. To copy otherwise, or republish, to post on servers or to redistribute to lists, requires prior specific permission and/or a fee. Request permissions from [permissions@acm.org](mailto:permissions@acm.org).

© 2021 Association for Computing Machinery.

2157-6904/2021/1-ART1 \$15.00  
<https://doi.org/10.1145/3474838>

*Network* (GCN) [76]) have been proposed and achieved remarkable success for modelling ST data, due to its demonstrated potential for hierarchical feature engineering ability. However, the traditional deep learning based ST modelling methods have some limitations. For instance, existing methods use deterministic models (e.g., RNN) and cannot capture the stochastic behaviour of ST data. Additionally, traditional deep learning approaches lack effective mechanisms to support the reasoning of the abstract data, which makes it hard to identify the factors leading to model improvements [138]. To address the above challenges, we have explored one of the most interesting breakthroughs in the deep learning field: *Generative Adversarial Networks* (GANs) [54], which can learn rich distributions over ST data implicitly and work with multi-model outputs [138].

GAN is a generative model which learns to produce realistic data adversarially. It consists of two components [54]: the generator  $G$  and discriminator  $D$ .  $G$  captures the data distribution and produces realistic data from the latent variable  $z$ , and  $D$  estimates the probability of the data coming from the real data space. GAN adopts the concept of the zero-sum non-cooperative game where  $G$  and  $D$  are trained to play against each other until reaching a Nash equilibrium. Recently, GANs have gained considerable attention in various fields [58, 139], involving images (e.g., image translation [71], super-resolution [83], joint image generation [97], object detection [39], change facial attributes [35]), videos (e.g., video generation [19, 22, 28, 156], text to video [9]), and natural language processing (e.g., text generation [95], text to image [170]).

However, image or video generation approaches are not applicable for modelling traditional ST data (e.g., time series, trajectories, ST events, ST graphs) in real-world applications such as traffic flow, regional rainfall, and pedestrian trajectory. On the one hand, image generation usually takes the appearance between the input and output images into account, and fails to adequately handle spatial variations. On the other hand, video generation considers spatial dynamics between images, however, temporal changes are not adequately considered when the prediction of the next image is highly dependent on the previous image [138]. Though the video can be regarded as a special type of ST data due to its dynamic locations in spatial and temporal dimensions, the discussion of using GANs for video generation usually falls into the field of computer vision, where several papers have thoroughly reviewed the recent progress of video generation with GANs [96, 157]. Hence, new approaches need to be explored to successfully modelling ST data with GAN techniques.

Recently, GANs have been applied to ST data modelling, where the applications usually include the generation of de-identified ST events [73, 138], time series imputation [102, 103], trajectory prediction [62, 80], graph representation [16, 151], etc. Despite the success of GANs in the computer vision area (e.g., image and video generation), applying GANs to ST data prediction is challenging [138]. For instance, leveraging additional information such as *Places of Interest* (PoI) and weather information is still untouched in previous research. Besides, different from the images where researchers could rely on visual inspections of the generated instances, evaluation of GANs on ST data remains an unsolved problem. It is neither practical nor appropriate to adopt the traditional evaluation metrics for GAN on ST data [40, 138].

A few studies reviewed recent literature on ST data modelling problems or GAN based applications in different fields. For ST data modelling, Atluri et al. [8] reviewed the popular problems and methods for modelling ST data. A taxonomy of the different types of ST data instances has been provided to identify the relevant problems for ST data in real-world applications. Then, Wang et al. [154] reviewed the recent progress in applying deep learning to ST data mining tasks and proposed a pipeline of the utilisation of deep learning models for ST data modelling problems. For GAN based applications, Hong et al. [69] explained the GANs from various perspectives and enumerated popular GAN variants applied to multiple tasks. Recent progress of GANs was discussed in [120] and Wang et al. [157] proposed a taxonomy of GANs for the computer vision area. Particularly, Yi et al. [164] reviewed the recent advances of GANs in medical imaging.

Nevertheless, all the above works reviewed either ST data modelling problems or the recent progress of GANs in the computer vision area [58, 139]. Though many researchers [40, 62, 102, 103, 138] have modelled ST data with GANs, there is no related survey in this area to address the potential of using GANs for ST data applications. The lack of a comprehensive review makes it more difficult for researchers to identify the problems and choose an appropriate method (e.g., architecture, loss function, evaluation metric) when applying GAN techniques for ST applications. For the first time, this paper presents a comprehensive overview of GANs for ST data, describes promising applications of GANs, and identifies some remaining challenges needed to be solved for enabling successful applications in different ST related tasks.

To present a comprehensive overview of all the relevant research on GANs for ST data, we use *Google Scholar*<sup>1</sup> to conduct automated keyword-based search [131]. According to [33], Google Scholar provides coverage and accessibility, and digital libraries such as *IEEE Explore*<sup>2</sup>, *Science Direct*<sup>3</sup>, *ACM Digital Library*<sup>4</sup>. The search period is limited from 2014 to 2021 (inclusive) as the GAN has first appeared in 2014 [54]. However, papers that introduce novel concepts or approaches for ST data mining can be predated 2014. To ensure that our survey covers all relevant primary literature, we have included such seminal papers regardless of their publication date.

The remainder of the paper is organised as follows. In Section 2, we discuss the properties, characteristics and common research problems of ST data. We also present the popular deep learning methods with non-GAN frameworks for ST data, including the *Convolutional Neural Networks*, *Recurrent Neural Networks*, *Long Short-term Memory* and *Gated Recurrent Units*. Section 3 reviews the definition of GAN and its popular variants with different architecture and loss functions. Section 4 lists the recent research progress for GANs in different categories of ST applications. Section 5 summarises the challenges of processing ST data with GANs, including the adapted architectures, loss functions and evaluation metrics. Finally, we conclude the paper and discuss future research directions.

## 2 PRELIMINARY

### 2.1 Spatio-temporal Data

The existence of time and space introduces a wide variety of ST data types, leading to different ways of formulating ST data mining problems and techniques. In this part, we will first introduce the general properties of ST data, then describe the common types of ST data in different applications using generative adversarial nets techniques.

**2.1.1 Properties.** There are several general properties for ST data (i.e., spatial reference, time reference, auto-correlation, and heterogeneity [8]) described as below.

**Spatial Reference.** The spatial reference describes whether the objects are associated with the fixed location or dynamic locations [78]. Traditionally, when the data is collected from stationary sensors (e.g., weather stations), we consider the spatial dimension of the data is fixed. Recently, with the boost of mobile computing and location-based services, the dynamic locations of moving objects have been recorded where the collected data comes from sensors attached to different objects, e.g., GPS trajectories from road vehicles [124].

**Temporal Reference.** The temporal reference describes to what extent the objects evolve [78]. The simplest context includes objects that do not evolve where only the static snapshots of objects are available. In a slightly more complicated situation, objects can change status but only the most

<sup>1</sup><https://scholar.google.com/>

<sup>2</sup><https://ieeexplore.ieee.org/>

<sup>3</sup><https://www.sciencedirect.com/>

<sup>4</sup><https://dl.acm.org/>

recent update snapshot remains where the full history of status is unknown. The extreme context consists of moving objects where the full history of moving is kept, therefore generating time series where all the status have been traversed.

**Auto-correlation.** The observations of ST data are not independent and usually have spatial and temporal correlations between near measurements. For example, in the transportation area, sensors in each parking lot with the unique spatial location can record the temporal information when a vehicle arrives or leaves [142]. This auto-correlation of ST data results in the smoothness of temporal measurements (e.g., temperature changes over time) and consistency between the spatial measurements (e.g., temperature values are similar in adjacent locations). Thereby, the traditional GAN techniques for the computer vision field (e.g., image generation [54]) without considering the temporal correlation may not well suited for the ST data.

**Heterogeneity.** ST dataset can show heterogeneity in spatial or temporal information on different levels. For instance, traffic flow in a city can show similar patterns between different weeks. During a week, the traffic data on Monday may be different from data on Friday. There can also be inter-week changes due to public events or extreme weather, affecting the traffic patterns in a city. To deal with the heterogeneity of spatial and temporal information, it is necessary to learn different models for different spatio-temporal regions [14].

**2.1.2 Data Types.** There are various spatio-temporal data types in real-world applications, differing in the representation of space and time context [8]. Hence, it is crucial to establish the available ST data types in applications to effectively use GAN methods. Here, we describe the four common types of ST data which have been studied with GANs recently: (1) time series [21, 24, 40, 64, 79, 87, 102, 103, 111, 177]; (2) ST events [138, 142]; (3) ST graphs [84, 151, 163]; (4) trajectory data [62]. Among the above four types of ST data, ST events and trajectories capture the observations of discrete objects and events. At the same time, the time series and ST graphs record the information of continuous or discrete ST fields. Though there are other types of ST data available in real-world scenarios, in some cases they can be converted into another, or they can be processed with similar GAN approaches to the above four types (e.g., sequential data vs time series). Next, we briefly discuss the properties of those data types and potential difficulties when facing with GANs.

**Time Series.** A time series can be represented as a sequence of data points  $X = \{X_1, X_2, \dots, X_n\}$  listed in an order of time (i.e., sequence of discrete-time data [148]). Examples of time series include the values of indoor temperature during a day [44, 46, 127], the changes of accelerometer readings in the IoT devices [45, 47], fluctuations of the stock price in a month [177], etc. Time series analysis consists of techniques to analyse time series for extracting useful statistic information and data characteristics. The common questions used for dealing with time series include but not limited to: *Can we predict future values for time series based on the historical values [79, 114, 158]? Can we cluster groups of time series with similar temporal and spatial patterns [4, 94]? Can we impute the missing values automatically in multi-variate time series [103, 112]? Can we split time series into different segments with its characteristic properties [34, 72]?*

**Spatio-temporal Events.** An spatio-temporal event represents a tuple containing temporal, spatial information as well as an additional observed value [91]. Generally, it is denoted as  $x_i = \{m_i, t_i, l_i\}$ , where  $t_i$  and  $l_i$  indicates the time and location of the event,  $m_i$  means the value to describe the event. Typically, the locations are recorded in three dimensions (i.e., latitude, longitude, and altitude or depth), although sometimes only 1 or 2 spatial coordinates are available. Spatio-temporal events (see Figure 1(a)) are frequently used in real-world applications such as the taxi demand [126], traffic flow [138], urban crimes [132], forest fires [32], etc. In some cases, spatio-temporal events may even have duration like parking or heliophysics [122]. Usually, an ordered set of spatio-temporal events can also be considered as an trajectory where the spatial locations visited by moving objects.

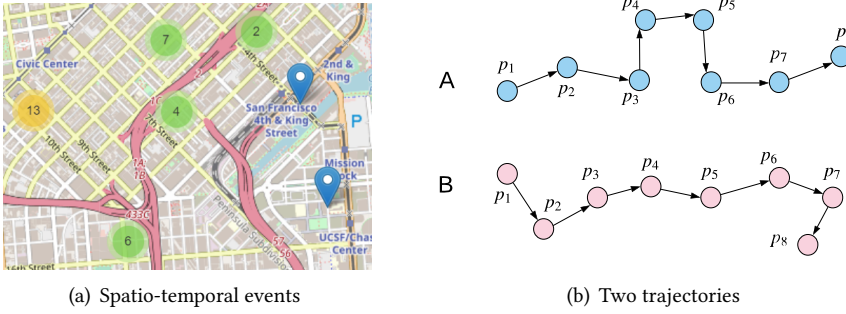


Fig. 1. Examples of spatio-temporal events and trajectories

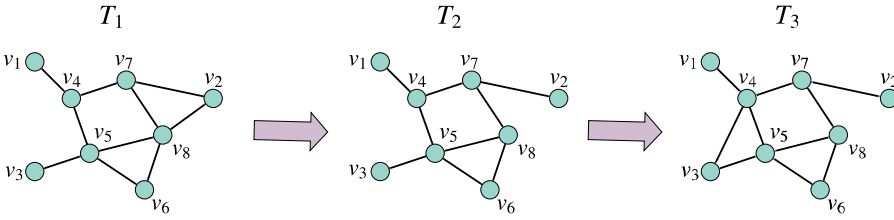


Fig. 2. Example of Spatio-temporal Graph Data

Some common questions that used for analysing spatio-temporal events includes: *Can we predict the future spatio-temporal events based on the previous observations [138]? How are spatio-temporal events clustered based on time and space [143]? Can we identify the anomalous spatio-temporal events that do not follow the common patters of other events [11]?*

**Trajectory data.** A trajectory represents the recordings of locations of a moving object at certain times and it is usually defined as a function mapped from the temporal domain to the spatial domain [15, 42]. Trajectories of moving points can be denoted as a sequence of tuples  $P = \{(x_1, y_1, t_1), (x_2, y_2, t_2), \dots, (x_n, y_n, t_n)\}$ , where  $(x_i, y_i, t_i)$  indicates the location  $(x_i, y_i)$  at time  $t_i$ . Several research have been conducted in the field of trajectory data mining and there are four major categories [174]: mobility of people [36, 128], mobility of transportation [138], mobility of natural phenomena and mobility of animals [92]. Figure 1(b) shows an example of two trajectories of object A and object B. The common questions for processing trajectory data include: *Can we predict the future trajectory based on the historical trajectory traces [62, 135, 136]? Can we divide a collection of trajectories into small representative groups [141]? Can we detect the abnormal behaviours from trajectories [99]?*

**Spatio-temporal Graph.** Spatio-temporal graph structure provides the representation of the relations between different nodes in different time. A sequence of spatio-temporal graphs [163] can be represented as  $\mathcal{G} = (\mathcal{G}_1, \mathcal{G}_2, \dots, \mathcal{G}_n)$  where  $\mathcal{G}_i = \{V_i, E_i, W_i\}$  indicates the graph snapshot at time  $T_i$  ( $i \in \{1, 2, \dots, n\}$ ). Spatio-temporal graphs have been applied in various domains such as commerce (e.g., trades between countries [104]), transportation (e.g., route planning algorithms [50], traffic forecasting [166]) and social science (e.g., studying geo-spatial relations of different social phenomena [60]). Figure 2 is an example of spatio-temporal graphs in  $T_1, T_2, T_3$ . Some common

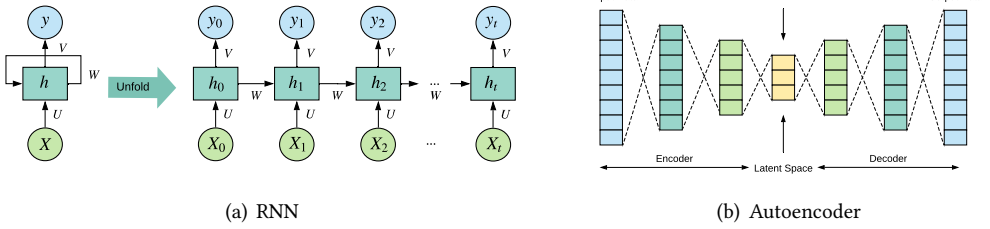


Fig. 3. Structure of RNN and Autoencoder

questions for processing spatio-temporal graph includes: *Can we forecast the status of graph based on the historical graph representations [151, 166]? Can we predict the links based on the previous graph networks [84]?*

## 2.2 Spatio-Temporal Deep Learning with Non-GAN Networks

Here we introduce the traditional deep learning approaches for ST data with non-GAN networks (i.e., *Convolutional Neural Network, Recurrent Neural Network, Autoencoder, Graph Convolutional Network*), which are usually integrated into GAN architectures in ST data modelling.

**2.2.1 CNN.** *Convolutional Neural Network (CNN)* [81] is a type of deep, feed-forward neural network commonly used to analyse visual imagery. A typical CNN model is composed of an input layer, an output layer and some hidden layers. Compared to the traditional multilayer perceptron (MLP), CNNs can develop internal representations of two-dimensional images, allowing CNNs to be used more generally on other types of data with spatial correlations. Though CNNs are not specifically developed for non-image data, it has been widely used in ST data mining problem for trajectory and ST raster data [124].

**2.2.2 RNN, LSTM and GRU.** *Recurrent Neural Network (RNN)* [109] is a type of neural networks where the previous outputs are fed as the input to the current step. The advantage of RNN is the hidden state (internal memory) that captures information calculated so far in a sequence. Figure 3(a) shows the basic architecture of an RNN, where  $X$  is the input data,  $y$  is the output data,  $h$  is the hidden state and  $U, V, W$  indicates the parameters of the RNN. The current state  $h_t$  is calculated by the current input  $X_t$  and previous state  $h_{t-1}$ .

Though the RNNs work effectively in many application domains, they may suffer from a problem called vanishing gradients [89]. To cope with this problem, two variants of RNN have been developed: Long Short-Term Memory (LSTM) [67] and Gated Recurrent Units (GRU) networks [27]. LSTM is capable of learning long-term dependencies with a special memory unit. An LSTM cell has three gates (forget gate, input gate, and output gate) to regulate the information flow. Compared with standard LSTM models, GRU has fewer parameters which combines the input gate and the forget gate into an 'update gate' and merges the cell state and hidden state. RNN, LSTM and GRU are widely used to learn the temporal correlations of time series and ST data.

**2.2.3 Autoencoder (AE).** AE [66] is a neural network that is trained to copy its input to its output by learning data codings in an unsupervised manner [53]. The network is composed of two parts: encoder and decoder, as shown in Figure 3(b). The encoder function compresses the input into a latent-space representation and the decoder reconstructs the input through the representation. As



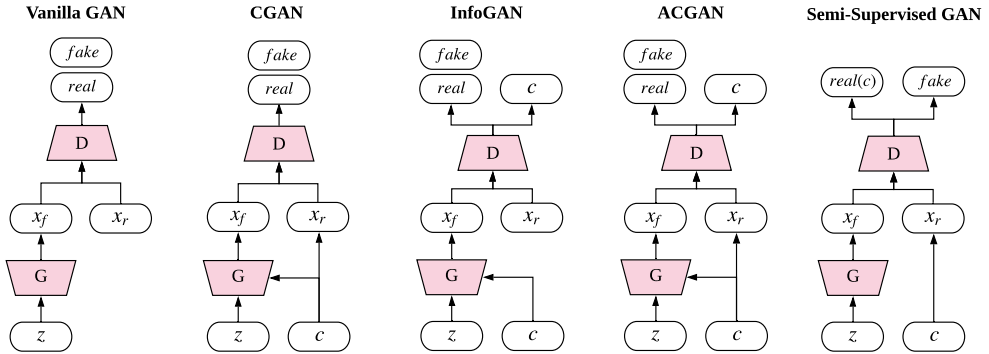


Fig. 4. A view of variants of GAN.  $G$  represents the generator network,  $D$  is the discriminator network,  $z$  represents the noise,  $c$  means the class labels,  $x_f$  are the generated fake images and  $x_r$  are the real images

a commonly used unsupervised representation learning method, AE is popular for classification and prediction tasks in trajectories [115, 175], time series [70] and other ST data [38].

**2.2.4 Graph Convolutional Network (GCN).** With the ability to extract representations from both local graph structure and node features, GCN [77] has become popular in solving learning tasks on spatio-temporal graph dataset. For instance, Yu et al. introduced Spatio-Temporal Graph Convolutional Networks (STGCN) [166] to solve the prediction problem in traffic networks. Other deep learning models have their issues dealing with ST forecasting tasks, such as RNN-based networks often have heavy computation in training and normal convolutional operations are limited on grid structures. STGCN differently converts traffic data into the graph-structured format and use spatio-temporal convolutional blocks to capture spatial and temporal dependencies. Furthermore, the cost of computation could be reduced by Chebyshev Polynomials Approximation or First Order Approximation. Recently, attention mechanisms have been employed with GCN models to learn the impact of the spatio-temporal factors in training, such as Graph Multi-Attention Network (GMAN) [173] and Attention-based Spatial-Temporal Graph Convolutional Network (ASTGCN) [61].

### 3 GENERATIVE ADVERSARIAL NETWORKS

#### 3.1 Basic Idea of GANs

The original concept of GANs is to create two neural networks and let them compete against each other. As shown in Figure 4, the basic architecture of GANs comprises two components: a generator and a discriminator. On the one hand, the generator's task is to synthesis fake images which can fool the discriminator. On the other hand, the discriminator, as to its name, learns to distinguish if its input is a fake image or not [54].

Let's left the images generation task aside. The underlying idea of generative adversarial nets is more general, which is to create one fake distribution  $p_g$  and make it as close as possible to a data distribution  $p_r$ . The reason we use such an approach is that  $p_r$  could be hard to get directly and by doing in this manner, we get a good approximation of it and then we can sample from this approximate distribution instead [6]. The advantages of this approach are that since the generator is learning to approximate the real distribution directly, there is no need to introduce the Markov

Chain and no inference is required due to the isolation between the generator and the real data distribution. Besides, its simple structure makes it easier to incorporate with other techniques [110].

The Generator  $G(z; \theta_g)$ , a neural network that parameterized by theta takes a sample  $z \sim p_z$  as input and mapping that to a sample  $x \sim p_g$ . And its rival, the Discriminator  $D(x; \theta_d)$  outputs a single binary value to indicate its prediction of the input's origin. During the training session, both parts are trained simultaneously and based on their opponent's result, which forms a minimax game with the overall objective function [54]:

$$\min_G \max_D V(D, G) = \mathbb{E}_{x \sim p_{data}(x)} [\log D(x)] + \mathbb{E}_{z \sim p_z(z)} [\log(1 - D(G(z)))]$$

Despite all the advantages above, the original generative adversarial network is still inadequate in some places. The practical results show that the training is particularly delicate and the generators may suffer from vanishing gradient for optimizing the generator [6]. To address all those problems that might occur, many variants of the vanilla GAN are proposed [23, 110, 117, 171].

### 3.2 Loss Function

In traditional generative modelling approaches, the performance of a model is indicated by the reverse Kullback-Leibler (KL) divergence between our desire distribution  $p_r$  and our generator's distribution  $p_g$  [6].

$$D_{KL}(P_g \| P_r) = \int_{\mathcal{X}} P_g(x) \log \frac{P_g(x)}{P_r(x)} dx$$

Minimising this term means making those two distributions closer, and it would get to zero once  $p_r = p_g$ . However, the generator might still generate fake-looking data due to the imbalanced nature [6] of this function. It could heavily penalise the generator for the part that is in the real distribution but not covered by the generator while paying less attention to the extra part covered by the generator. To avoid this weakness, another option that is discussed in the original GANs paper is called Jensen-Shannon (JS) divergence [54].

$$D_{JS}(P_r \| P_g) = \frac{1}{2} D_{KL}(P_r \| \frac{1}{2}(P_r + P_g)) + \frac{1}{2} D_{KL}(P_g \| \frac{1}{2}(P_r + P_g))$$

Although it shows some promising results, JS divergence is not the ultimate choice since it still suffers from issues like gradient vanishing. Some latest studies show that those can be resolved by using other types of loss function [7, 107, 116].

### 3.3 Architecture of GAN Variants

Although the vanilla GAN shows its potential for data generation [54], and the discriminator in this structure is proved to be effective on classification task [125]. But it still suffers from blurry and possible mode dropping/collapse. Besides, there is no control in the generation process since its unsupervised manner [117]. To this end, some studies introduce other machine learning techniques into the original GAN structure, and some results are promising. The architecture of those variants is shown in Figure 4.

Mirza et al. [110] proposed CGAN (Conditional GAN), which introduces a support info vector  $y$ . In the generator, each input  $z$  gets its corresponding  $y$ , and it is also available the discriminator which can help it better judge. Since this vector is a controlled parameter rather than another random sample, we gain some control of the samples generated. Chen et al. [23], on the other hand, is also focused on providing support info to the generator, and proposed the InfoGAN. A latent code  $c$  is adding to the input of the generator, and after the images go through the discriminator, another



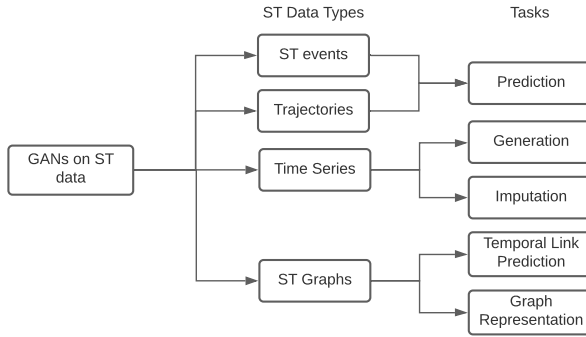


Fig. 5. Taxonomy of GANs on ST data mining and modelling tasks

module  $Q$  is introduced to approximate the distribution of  $P(c|x)$  and calculate the variational mutual information  $I(c; G(z, c))$  which indicates the level of info remains after the generation process. The result generator can be controlled by maximising this regularisation term according to the latent code  $c$ . Odena et al. [117] introduced a supervised task into the original GAN and proposed ACGAN (Auxiliary Classifier GAN). Every sample from the real data belongs to a predefined class, and an expected label  $c \sim p_c$  along with noise  $z \sim p_z$  is used as input to generate a data sample of that class. Besides the real/fake discrimination task, an auxiliary classifier is created to classify every sample, enabling the generator's ability to synthesis sample for a particular class.

## 4 GANS FOR SPATIO-TEMPORAL DATA MODELLING

In Figure 5, we categorise the existing ST data mining and modelling tasks based on four common types of ST data that have been intensively studied with GANs: ST events, time series, ST graphs and trajectories. The ST tasks are summarised based on the previous research on each ST data type (see Table 1 for details). For instance, we investigate the prediction problem for the ST events and trajectories. For time-series data, we focus on the time series imputation and generation problems and for ST graphs, the temporal link prediction and graph representation applications on GANs are explored. We also summarise the widely used datasets for each ST data type in Table 2.

### 4.1 GANs for Spatio-temporal Events

In this subsection, we mainly introduce how GANs are applied to predict the ST events (e.g., taxi demand [138, 167], crime [73], fluid flows [25], anomaly detection [87]) in the future based on the previous events.

Table 1. Review of Spatio-temporal Data and Modelling Tasks using GAN

ST data type	Reference	Year	Task	Values in task	Model category	Evaluation methods
<i>Time series</i>	C-RNN-GAN [111]	2016	Generation	Musical data	GAN and LSTM	Domain metrics (e.g., polyphony, scale consistency, repetitions, tone span)
	RCGAN [40]	2017	Generation	Medical data	GAN and RNN	TSTR and TRTS
	SSL-GAN [21]	2017	Generation	Electronic health records	GAN, CNN and AE	Prediction accuracy over multiple data combinations
	OccuGAN [24]	2018	Generation	Occupancy data	GAN and DNN	Domain metrics (e.g., time of first arrival, number of occupied transitions)
	Grid-GAN [169]	2018	Generation	Smart grid data	CGAN and CNN	TSTR and TRTS
	EEG-GAN [64]	2018	Generation	EEG brain signals	WGAN and CNN	IS, FID and ED
	StockGAN [177]	2018	Generation	Stock data	GAN, CNN and LSTM	Prediction accuracy (e.g., RMSRE, DPA)
	GRU-GAN [102]	2018	Imputation	Medical records, meteorologic data	GAN and GRU	Imputation accuracy
	ForGAN [79]	2019	Generation	Synthetic series and internet traffic	CGAN and LSTM	KL divergence
	NAOMI [101]	2019	Imputation	Traffic flow, movement data	GAN and RNN	Imputation accuracy
	TimeGAN [165]	2019	Generation	Sines, stocks, energy and events data	GAN and AE	Diversity, fidelity and usefulness (e.g., TSTR)
	E2GAN [103]	2019	Imputation	Medical records, meteorologic data	GAN and GRU	Imputation accuracy
	SimGAN [52]	2020	Generation	Heart rate ECG signals	GAN	Prediction accuracy over multiple GAN methods
Ad-Attack [31]	2020	Generation	Stock prices and electricity data	GAN	Domain metrics (e.g., attack success rate, returned of perturbed portfolio)	
AOS4Rec [172]	2020	Generation	Sequences of recommendation	GAN and GRU	Precision, nDCG and BLEU	
<i>Trajectory</i>	GD-GAN [41]	2018	Prediction	Pedestrian trajectories	GAN and LSTM	Average displacement error (ADE) and final displacement error (FDE)
	SocialGAN [62]	2018	Prediction	Socially acceptable trajectories	GAN and LSTM	Quantitative (e.g., ADE, FDE) and qualitative (e.g., group avoiding) metrics
	SoPhie [134]	2019	Prediction	Pedestrian trajectories	GAN and LSTM	ADE and FDE
	Social Ways [5]	2019	Prediction	Pedestrian trajectories	GAN and LSTM	ADE and FDE
	Social-BiGAT [80]	2019	Prediction	Pedestrian trajectories	GAN and LSTM	ADE and FDE
	APOIR [176]	2019	Prediction	Point-of-Interests	GAN and GRU	Precision, Recall, nDCG and MAP
	CoL-GAN [98]	2020	Prediction	Pedestrian trajectories	GAN, CNN and LSTM	Average collision times (ACT), ADE and FDE
	AdattTUL [48]	2020	Link prediction	Human mobility trajectories	GAN, GRU and LSTM	Prediction accuracy over multiple models
MT-ASTN [155]	2020	Prediction	Crowd flow trajectories	GAN, AE	MAE and RMSE over multiple models	
<i>ST events</i>	D-GAN [128]	2017	Prediction	Taxi and bike data	GAN and VAE	Prediction accuracy over multiple models
	Taxi-CGAN [167]	2020	Prediction	Taxi hotspots data	CGAN and LSTM	False identification test (FIT) and the section consistency test (SCT)
	Crime-GAN [73]	2017	Prediction	Crime data	DCGAN, CNN and RNN	Prediction accuracy (e.g., JS divergence) over multiple models
	MAD-GAN [87]	2019	Prediction	Cyber-attacks data	GAN and LSTM	DR-score
<i>Graphs</i>	GraphGAN [151]	2018	Representation	Social networks	GAN and DNN	Prediction accuracy over multiple models
	NetGAN [16]	2018	Representation	Citation and blogs networks	WGAN and LSTM	Prediction accuracy over multiple models
	ANE [30]	2018	Representation	Citation and blogs networks	GAN and DNN	Prediction accuracy over multiple models
	NetRA [168]	2018	Representation	Social and biological networks	GAN, LSTM and AE	Prediction accuracy over multiple models
	GCN-GAN [84]	2019	Link Prediction	Mobility networks	GAN, GCN and LSTM	MSE, edge-wise KL divergence, mismatch rate
	GANE [68]	2019	Representation	Coauthor networks	WGAN and DNN	Prediction accuracy over multiple models
	NetworkGAN [163]	2019	Link Prediction	Social networks	GAN, GCN and LSTM	RMSE, AUC, KL divergence
	ProGAN [43]	2019	Representation	Social and citation networks	GAN and DNN	Prediction accuracy over multiple models
	MEGAN [146]	2019	Representation	Social multi-view networks	GAN and MLP	Prediction accuracy over multiple models
GRL [153]	2020	Link Prediction	Relation triples and freebase entity pairs	GAN, LSTM and RL	MAE, MAP and AUC over multiple models	

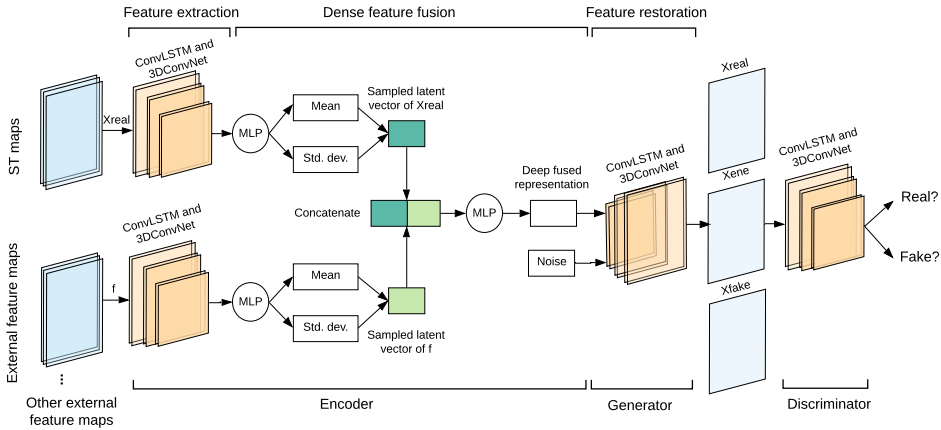


Fig. 6. D-GAN architecture proposed by Seena et al. [138]

For the first time, Saxena et al. [138] proposed a generative adversarial network *D-GAN* for accurate spatio-temporal events prediction. In the model, GAN and VAE are combined to jointly learn generation and variational inference of ST data in an unsupervised manner. They also designed a general fusion module to fuse heterogeneous multiple data sources. Figure 6 shows the architecture for D-GAN, consisting of four components: *Encoder*, *Generator/Decoder*, *Discriminator*, and *External feature fusion*. *G* network is trained using the adversarial process. The decoder (i.e., generator) learns to approximate the distribution of real data, while the *D* network discriminates between samples generated by *D* and samples from real distributions. During the training process, D-GAN adopts a reconstruction loss and adversarial loss [138]. In addition, *ConvLSTM* [160] and *3D-ConvNet* structures were exploited to model long-term patterns and spatial dependencies in ST data.

Recently, Yu et al. [167] applied a conditional generative adversarial network with long short-term structure (LSTM-CGAN) for taxi hotspot prediction, which captures the spatial and temporal variations of hotspots simultaneously. Furthermore, Jin et al. [73] developed a context-based generative model *Crime-GAN* to learn the spatio-temporal dynamics of the crime situation. They aggregated Seq2Seq, VAE network and adversarial loss in the framework to study ST data representation better. Furthermore, the deep convolutional generative adversarial network (DCGAN) has been developed for spatio-temporal fluid flow prediction in a tsunami case in Japan [25].

GANs have also been used for anomaly detection for ST events. Li et al. [87] proposed MAD-GAN, an unsupervised anomaly detection method for multivariate time series based on GAN. They trained a GAN generator and discriminator with LSTM. Then, the GAN-trained generator and discriminator are employed to detect anomalies in the testing data with a combined Discrimination and Reconstruction Anomaly Score (DR-Score).

## 4.2 GANs for Trajectory Prediction

Trajectory prediction refers to the problem of estimating the future trajectories of various agents based on the previous observations [105]. Gupta et al. [62] proposed SocialGAN to jointly predict trajectories avoiding collisions for all people. They introduced a variety loss encouraging the

generative network of the GAN to spread its distribution and cover the space of possible paths while being consistent with the observed inputs. A new pooling mechanism was proposed to learn a 'global' pooling vector that encodes the subtle cues for all people involved in a scene. In GD-GAN [41], Fernando et al. designed a GAN based pipeline to jointly learn features for both pedestrian trajectory prediction and social group detection. As the basic GAN structure used in SocialGAN is susceptible to mode collapsing and dropping issues, Amirian et al. [5] extended the SocialGAN by incorporating the Info-GAN [23] structure in their *Social Ways* trajectory prediction network.

*SoPhie*, proposed by Sadeghian et al. [134], is another GAN based trajectory prediction approach that can take both the information from the scene context and social interactions of the agents into consideration. Two separate attention modules are also used to better capture the scene context and the social interactions. More recently, based on BicycleGAN [178] framework, Social-BiGAT [80] develops the bijection function between the output trajectories and the latent space input to the trajectory generator. It also uses a Graph Attention Network in combination with a VGG network [145] to encode social influence from other pedestrians and semantic scene influence of the environment. For trajectories with fewer potential collisions, CoL-GAN [98], proposed by Liu et al., exploits a CNN-based network as the trajectory discriminator. Different from other GAN based trajectory prediction methods such as SocialGAN [62] and SoPhie [134], the proposed discriminator can classify whether each segment of a trajectory is real or fake.

Recently, Gao et al. [48] studied the trajectory user linking problem to identify user identities from mobility patterns. They combined autoencoder with GANs for jointly human mobility learning, which provides regularized latent space for mobility classification. APOIR [176] was developed to learn the distribution of underlying user preferences in the Point-of-interest (POI) recommendation. It consists of two components: the recommender and the discriminator. The recommender approaches users' true preference, and the discriminator distinguishes the generated POIs from the truly visited ones.

### 4.3 GANs for Time Series Modelling

Specifically, time series is assumed to be a special kind of sequential data where the order matters. It is a sequence series obtained at consecutive equally spaced points at the time dimension, and not the only case of sequential data. However, processing the sequential data (e.g., musical data) may share similar GAN approaches to the time series data. Therefore, we will include several studies for modelling sequential data (e.g., musical data in [111]). Although natural language data can also be considered as sequential data, we will not include the NLP research with GANs (e.g., text generation [95], text to image [170]) since the natural language is not one of the ST data types and usually falls into the field of NLP. In this subsection, we will demonstrate two ST tasks for time series data: generation and imputation.

**4.3.1 Generation.** Data generation refers to creating data from the sampled data source. One of the main purposes of time series generation with GAN is to protect the privacy of sensitive data such as medical data [40], electroencephalographic (EEG) data [64], heart signal electrocardiogram (ECG) data [52], occupancy data [24], electronic health records (EHR) [21], etc.

Recently, GANs have been used to generate sequential data. Mogren et al. [111] proposed C-RNN-GAN (continuous RNN-GAN) to generate continuous-valued sequential data. They built the GAN with an LSTM generator and discriminator. The discriminator consists of a bidirectional layout which allows it to take context in both directions into account for its decisions. They trained the model on sequences of classical music and evaluated with metrics such as polyphony, scale consistency, repetitions and tone span.

Then, Esteban et al. [40] proposed a regular GAN where recurrent neural networks have substituted both the generator and the discriminator. They presented the Recurrent GAN (RGAN) and Recurrent Conditional GAN (RCGAN) to generate sequences of real-valued medical data or data subject to some conditional inputs. For evaluation, they proposed to use the capability of the generated synthetic data to train supervised models, i.e., TSTR (train on synthetic, test on real). They addressed that TSTR is more effective than TRTS (train on real, test on synthetic) because TRTS performance may not degrade when GAN suffers mode collapse.

GANs have been used for the generation of biological-physiological signals such as EEG and ECG. Hartmann et al. [64] proposed EEG-GAN to generate electroencephalographic (EEG) brain signals. With the modification of the improved WGAN training, they trained a GAN to produce artificial signals in a stable fashion which strongly resembles single-channel real EEG signals in the time and frequency domain. For evaluation metrics, they showed that the combination of Frechet inception distance (FID) and sliced Wasserstein distance (SWD), Euclidean distance (ED) can give a good idea about its overall properties. Golany et al. [52] proposed the simulator-based GANs for ECG synthesis to improve a supervised classification. They incorporated ECG simulator equations into the generation networks, and then the generated ECG signals are used to train a deep network.

Chen et al. [24] proposed GAN framework for building occupancy modelling. They first learned the discriminator and generator in the vanilla GAN with the training occupancy data. Then, the learned generator is the required occupancy model, which can be used to generate occupancy data with random inputs. To evaluate, they defined five variables (i.e., mean occupancy, time of the first arrival, time of the last departure, cumulative occupied duration and the number of occupied/unoccupied transitions) with two criteria (i.e., normalised root mean squared error and total variation distance).

Che et al. [21] used a modified GAN called *ehrGAN* to generate plausible labelled EHR data. The generator is a modified encoder-decoder CNN network, and the generated EHR data mimics the real patient records which augments the training dataset in a semi-supervised learning manner. In this work, they used the generative networks with the CNN prediction model to improve the performance of risk prediction.

Koochali et al. [79] proposed *ForGAN* to predict the next-step time series value  $X_{t+1}$  by learning the full conditional probability distribution. They applied a conditional GAN and the condition windows are the previous  $t$  values ( $X_0, X_1, \dots, X_t$ ). With the input of the noise vector, the generator predicts the values at the  $t + 1$  step and then the discriminator compared this value to the true value at the  $t + 1$  step with the same condition windows. LSTM network is used in both generator and discriminator. Zhou et al. [177] predicted the stock price at next time step  $y_{t+1}$  based on the features in previous  $t$  time step  $X_1, X_2, \dots, X_t$  and previous stock price  $y_1, y_2, \dots, y_t$  using generative adversarial nets.

Instead of generating a sequence of single values, Dang et al. [31] developed an approach for the generation of adversarial attacks where the output is a sequence of probability distributions. The proposed approaches are demonstrated on two challenging tasks: the prediction of electricity consumption and stock market trading. Besides, AOSeRec [172] were proposed to generate a sequence of items consistent with user preferences rather than the next-item prediction. The model integrated the sequence-level oracle and adversarial learning into the seq2seq auto-regressive learning.

Generally, an excellent time-series generative model should preserve temporal dynamics, and the generated sequences should follow the original patterns between variables across time. Therefore, Yoon et al. [165] proposed a framework *TimeGAN* for producing realistic multivariate time-series, combining the flexibility of the unsupervised GAN approach with the control afforded by supervised learning. In addition to the traditional unsupervised adversarial loss on both real and fake data,

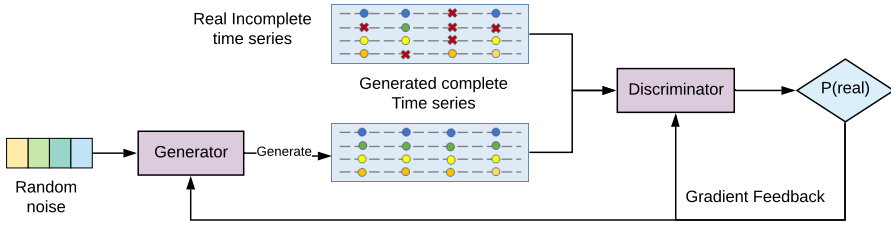


Fig. 7. An overview of the time series imputation framework proposed by Luo et al. [102]

they presented a stepwise supervised loss with the original data as supervision, which helps learn from the transition dynamics in real sequences.

**4.3.2 Imputation.** In real-world applications, time series are usually incomplete due to various reasons, and the time intervals of observations are usually not fixed [102]. The missing values in time series make it hard for effective analysis [49]. One popular way to handle the missing values of time series is to impute the missing values to get the complete dataset. Generally, there are three different ways for time series imputation: case deletion methods [75], statistical imputation methods [55], and machine learning based imputation methods [12]. However, all the existing approaches hardly consider the temporal relations between two observations. In recent years, researchers have started to take advantages of GANs to learn latent representations between observations for time series imputation [101–103].

Luo et al. [102] applied the adversarial model to generate and impute the original incomplete time series. To learn the latent relationships between observations with non-fixed time lags, a novel RNN cell called GRUI was proposed, which considers the non-fixed time lags and fades the influence of the past observations determined by the time lags. They proposed a two-stage model (see Figure 7) for time series imputation: In the first stage, they adopted the GRUI in the discriminator and generator in GAN to learn the distribution and temporal information of the dataset. In the second stage, for each sample, they tried to optimise the 'noise' input vector and find the best-matched input vector of the generator. The noise was trained with a two-part loss function: masked reconstruction loss and discriminative loss. Masked reconstruction loss is the masked squared errors of the non-missing part between the original and generated sample. It means that the generated time series should be close enough to the original incomplete time series. The discriminative loss forces the generated sample as real as possible. However, this two-stage model needs a considerable time to find the best-matched input vector, which is not always the best, especially when the initial value of the 'noise' is not set properly.

Then, Luo et al. [103] proposed an end-to-end GAN-based imputation model  $E^2$ GAN which not only simplifies the process of time series imputation but also generates more reasonable values for the filling of missing values.  $E^2$ GAN takes a compressing and reconstructing strategy to avoid the 'noise' optimisation stage in [102]. As seen in Figure 8, in the generator (a denoising auto-encoder), they added a random vector to the original sample and map it into a low-dimensional vector. Then they reconstructed it from the low-dimensional vector. The generator seeks to find a network structure that can best compress and reconstruct the multivariate time series and fool the discriminator. Then they used the reconstructed sample to impute the missing values.



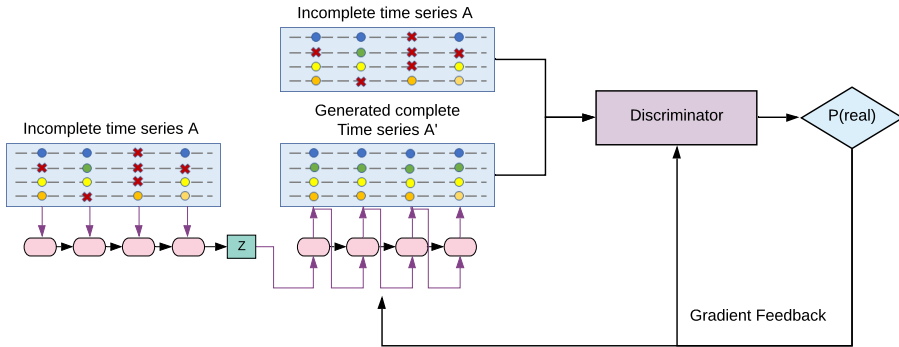


Fig. 8. An overview of  $E^2$ GAN framework proposed by Luo et al. [103]

Non-Autoregressive Multiresolution Imputation (NAOMI) [101] is a new model for the imputation of spatio-temporal sequences like traffic flow data and movement trajectories when arbitrary missing observations are given. NAOMI imputes missing values for spatio-temporal sequences recursively from coarse to fine-grained resolutions with a non-autoregressive decoding procedure. It further employs a generative adversarial learning process to reduce variance for improving the performance.

#### 4.4 GANs for Spatio-temporal Graph Modelling

In this subsection, we introduce the application of GAN on the graph data analysis which mainly focus on two areas: temporal link prediction and graph representation.

**4.4.1 Temporal Link Prediction.** Temporal link prediction refers to the dynamics prediction problem in network systems (e.g., mobility and traffic prediction) where system behaviours are described by the abstract graphs [84]. Given the snapshots of a graph in previous timestamps, the temporal link prediction task aims to construct the graph topology at the next timestamp. Lei et al. [84] proposed GCN-GAN to predict links in weighted dynamic networks. They combined graph convolutional network (GCN), long short-term memory (LSTM) as well as generative adversarial network (GAN). The generator consists of a GCN hidden layer, LSTM hidden layer and a fully connected layer. Discriminator contains a fully connected feed-forward network. For evaluation, they used edge-wise KL divergence and mismatch rate besides mean square error (MSE). Then, Yang et al. [163] designed an attentive GCN model for temporal link prediction in graphs using GAN. Compared to [84], attentive GCN allows for assigning different importance to the vertices to learn the spatial features of the dynamic network. Then, temporal matrix factorisation (TMF) LSTM was employed to capture dynamic networks' temporal dependencies and evolutionary patterns. GAN framework was then proposed to improve the performance of temporal link prediction.

Recently, Want et al. [153] have designed a GAN-based reinforcement learning model (GRL) for knowledge graph completion, which employs both WGAN and LSTM to record trajectories and generate sub-graph sequences. In addition, the deep deterministic policy gradient approach (DDPG) is adopted to optimise both reward and adversarial loss and generates better policies, which leads to more stable training compared with the traditional optimization method.

Table 2. Summary of Datasets

ST data type	Dataset	Data source	Used references
<i>Time series</i>	Philips eICU database [123]	Medical data	[40]
	MNIST [159]	Hand-written digit images	[40]
	Occupancy dataset [93]	Occupancy data in the building	[24]
	Pecan street dataset [74]	Energy consumption, solar generation	[169]
	PhysioNet dataset [144]	Medical data (e.g., heart rate, glucose)	[52, 102, 103]
	KDD cup 2018 dataset [3]	Air quality data	[102, 103]
	A5M dataset [29]	Transatlantic link data	[79]
	PEMS-SF traffic dataset [37]	Freeway occupancy rate	[101]
	Appliances energy dataset [18]	Environmental data	[165]
	UCI electricity dataset [149]	Historical price data	[31]
	Yoochoose [13]	Clicking events from users	[172]
MovieLens [63]	Movie ratings data	[172]	
<i>Trajectory</i>	ETH [121]	Videos	[5, 41, 62, 80, 98, 134]
	UCY [85]	Videos	[5, 41, 62, 80, 98, 134]
	Stanford drone dataset [129]	Videos	[134]
	Vittorio emanuele II [10]	Videos	[41]
	Foursquare [162]	Location-based social networks	[48, 88, 100, 106, 176]
	Gowalla [26]	Location-based social networks	[48, 100, 176]
	Brightkite [26]	Location-based social networks	[48, 106]
Yelp [1]	Location-based social networks	[88, 106, 176]	
<i>ST events</i>	Yellow taxi dataset [2]	Taxi demand data	[128]
	CitiBike trip dataset [113]	Bike demand data	[128]
	SWaT dataset [51]	Attacked data in water system	[87]
<i>Graphs</i>	ArXiv-AstroPh [86]	Scientific collaborations data	[151]
	Wikipedia [57]	Network of words	[30, 151, 168]
	CORA [108]	Citation networks of publications	[16, 30, 43]
	CiteSeer [140]	Citation networks of publications	[16, 30, 43]
	DBLP [119]	Collaboration graph of authors	[16, 30, 163, 168]
	Blogcatalog [147]	Social network for bloggers	[43, 151, 168]
	UCI message dataset [118]	Message communication networks	[163, 168]
Flickr [130]	Social networks	[43, 146]	

**4.4.2 Graph Representation.** Wang et al. [151] proposed GraphGAN unifying two types of graph representation methods: discriminative methods and generative methods via adversarial training. They found that the traditional softmax function and its variants are not suitable for the generator for two reasons: (1) softmax treats all vertices equally in the graph for a given vertex and does not consider the graph structure and proximity information; (2) the calculation of softmax involves all vertices in the graph which is time-consuming and computationally inefficient. Therefore, they introduced *graph softmax* as the implementation of the generator and proved that it satisfies the desirable properties of normalisation, computational efficiency and graph structure awareness.

Aiming at better capturing the essential properties and preserving the patterns of real graphs, Bojchevski et al. introduced NetGAN [16] to learn a distribution of network via the random walks. The merits of using random walks are their invariance under node reordering and efficiency in exploring the sparse graphs by merely traversing the nonzero entries. The results confirmed that

the combination of longer random walks and LSTM is advantageous for the model to learn the topology and general patterns in the data.

Adversarial Network Embedding (ANE) [30] also considers the random walk mechanism to learn network representation with the adversarial learning principle. It consisted of two components: (1) the structure-preserving component is developed to extract network structural properties via either Inductive DeepWalk or Denoising Autoencoder; (2) the adversarial learning component contributes to learning network representations by matching the posterior distribution of the latent representations to given priors. However, using DeepWalk for learning graph embedding could lead to an overfitting issue due to sparsity is common in networks or increasing computational burden when more sampled walks are considered [168]. Therefore, NetRA [168] was proposed to further minimise network locality-preserving loss and global reconstruction error with a discrete LSTM Autoencoder and continuous space generator, such that the mapping from input sequences into vertex representations could be improved.

Most recently, GAN embedding (GANE) [68] tries to gain the underlying graph distribution based on the probability distribution of edge existence which is similar to GraphGAN. The difference is that this model applies Wasserstein-1 distance as the overall objective function and intends to achieve link prediction and network embedding extraction simultaneously. As a novel network embedding method, the proximity generative adversarial network (ProGAN) [43] is proposed to capture the underlying proximity between different nodes by approximating the generated distribution of nodes in a triplet format to the underlying proximity in the model of GAN. Specifically, a triplet can encode the relationship among three nodes, including similarity and dissimilarity. After the training of the generator and discriminator, the underlying proximities discovered are then used to build network embedding with an encoder.

The works mentioned above primarily focus on the single-view network in learning network embedding. However, numerous real-world data are represented by multi-view networks whose nodes have different types of relations. Sun et al. [146] introduced a new framework for multi-view network embedding called MEGAN, which can preserve the information from individual network views, while considering nodes connectivity within one relation and complex correlations among different views. During the training of MEGAN, a pair of nodes are chosen from the generator based on the fake connectivity pattern across views produced by multi-layer perceptron (MLP), and the discriminator is then executed to differentiate the real pair of nodes from the generated one.

## 5 DISCUSSION

### 5.1 Challenges and Future Directions

Alongside numerous advantages of GANs, there are still challenges needed to be solved for employing GANs for ST applications. The traditional architectures and loss functions of GANs may not be suitable due to the unique properties of ST data. Besides, evaluating ST data is more difficult compared to images where researchers could rely on visual inspections. Therefore, we will mainly focus on: (1) *how to modify architectures/loss functions of GANs to better capture the spatial and temporal relations for ST data and achieve stable training?* (2) *how to evaluate the performance of GANs especially when visually inspecting the generated ST samples is not applicable?* We will then address these two problems and indicate the future directions of investigating this area.

**5.1.1 Architectures and loss functions of GANs.** In the computer vision area, fully connected layers were initially used as building blocks in vanilla GAN, but later on were replaced by convolutional layers in DCGAN [125]. Compared with images with only spatial relations, modelling ST data is more complex due to the constraints from both spatial and temporal dimensions. Therefore,

adapting architectures and loss functions of GANs for specific ST applications have become the mainstream recently.

Generally, original or adapted RNN [40, 102, 111], LSTM [16, 79, 84, 87, 168], VAE [21, 103, 138, 168], CNN [21], GNN [84] are usually used as the base model (i.e., the discriminator and generator) in the vanilla GAN, WGAN [64] or CGAN [79], which captures the spatio-temporal relations for ST data. What's more, some new loss functions have been proposed to dealing with specific ST tasks, such as the stepwisely supervised loss in TimeGAN [165], masked reconstruction loss in GRU-GAN [102], the variety loss in SocialGAN [5].

The architecture of the generator and discriminator is of significant importance since it strongly influences the performance and stability of the GANs on ST data. Though GAN models have achieved remarkable success in ST applications [25, 73, 87, 138, 167], the unstable training process still remains unresolved and hinders further development for GAN on ST tasks, especially considering the heterogeneity and auto-correlation of ST data. For instance, Saxena et al. [138] concatenated the latent code and data space in the discriminator for faster convergence, better learning and higher training stability. Although many previous studies discussed how to enable the stable training process [20, 59, 137], the problems of instability of GANs still need further research, especially on the ST data modelling. With further developments of GANs, new architectures and loss functions can be designed based on the characteristics of ST tasks.

**5.1.2 Evaluation Metrics.** Though GANs have gained huge success in various fields, evaluating the performance of GANs is still an open question. As illustrated in [17] and [69], both quantitatively measures (e.g., *Log-likelihood with Parzen Window Estimation* [137], *Fréchet Inception Distance* [65], *Maximum Mean Discrepancy* [56], *Root Mean Square Error* [161], *Histogram* [90], *Stepwise Method* [150]) and qualitative measures (e.g., *Preference Judgement* [152], *Analysing Internals of Models* [125]) have strengths and limitations. The nebulous notion of quality can be best assessed by a human judge, which is neither practical nor appropriate for different types of ST data.

In most cases, it is not easy or even possible to visually evaluate the generated ST data. For instance, the *Intense Care Unit* (ICU) time series [40] or heart rate *Electrocardiogram* (ECG) [52] signals could look completely random to a non-medical expert. Usually, the evaluation of generated ST samples requires domain knowledge. For example, Mogren et al. [111] evaluated the generated music sequences using metrics in the field of music such as polyphony, repetitions, tone span and scale consistency. For future ST applications with GANs, some novel metrics based on domain knowledge could be considered to evaluate the generated ST data.

Especially, some researchers have proposed the general approach to evaluate the generated ST-data. Esteban et al. [40] developed a general method called *Train on Synthetic, Test on Real* (TSTR) to evaluate the generated samples of GANs when a supervised task defined on the training data. They used a dataset generated by GANs to train a classification model, then tested on a held-out set of true samples. This evaluation metric is ideal when employing GANs to share synthetic de-identified data because it demonstrates the ability of the generated synthetic data to be used for real applications. In the future, more practical metrics should be developed to evaluate the performance of generated ST samples.

## 5.2 Conclusions

In this survey, we conducted a comprehensive overview of *Generative Adversarial Networks* (GANs) for spatio-temporal (ST) data in recent years. Firstly, we discussed the properties of ST data and traditional ways for ST data modelling. Then, we have provided a thorough review and comparison of the popular variants of GAN, and its applications on ST data analysis, such as time series

imputation, trajectory prediction, graph representation and link prediction. Besides, we summarised the challenges and future directions for employing GANs for ST applications.

Finally, though there are many promising results in the literature, we would like to point out, the adoption of GANs for ST data is still in its infancy. This survey can be used as the stepping stone for future research in this direction, which provides a detailed explanation of different ST applications with GANs. We wish this paper could help readers identify the set of problems and choose the relevant GAN techniques when given a new ST dataset.

## 6 ACKNOWLEDGMENTS

This research was supported by the Australian Government through the Australian Research Council's Linkage Projects funding scheme (LP150100246) and Discovery Project (DP190101485). We also acknowledge the support of RMIT Research Stipend Scholarship and CSIRO Data61 Scholarship.

## REFERENCES

- [1] 2015. Yelp Open Dataset. <https://www.yelp.com/dataset>
- [2] 2017. TLC Trip Record Data. <https://www1.nyc.gov/site/tlc/about/tlc-trip-record-data.page>
- [3] 2018. 19 - 23 August, 2018. <http://www.kdd.org/kdd2018/>
- [4] Saeed Aghabozorgi, Ali Seyed Shirkhorshidi, and Teh Ying Wah. 2015. Time-series clustering: a decade review. *Information Systems* 53 (2015), 16–38.
- [5] Javad Amirian, Jean-Bernard Hayet, and Julien Pettré. 2019. Social ways: Learning multi-modal distributions of pedestrian trajectories with GANs. In *IEEE Conference on Computer Vision and Pattern Recognition (CVPR) Workshops*.
- [6] Martin Arjovsky and Léon Bottou. 2017. Towards principled methods for training generative adversarial networks. In *5th International Conference on Learning Representations, ICLR 2017, Toulon, France, April 24-26, 2017, Conference Track Proceedings*. OpenReview.net.
- [7] Martin Arjovsky, Soumith Chintala, and Léon Bottou. 2017. Wasserstein generative adversarial networks. In *Proceedings of the 34th International Conference on Machine Learning (Proceedings of Machine Learning Research)*, Doina Precup and Yee Whye Teh (Eds.), Vol. 70. PMLR, International Convention Centre, Sydney, Australia, 214–223.
- [8] Gowtham Atluri, Anuj Karpatne, and Vipin Kumar. 2018. Spatio-temporal data mining: A survey of problems and methods. *Comput. Surveys* 51, 4 (2018), 1–41.
- [9] Yogesh Balaji, Martin Renqiang Min, Bing Bai, Rama Chellappa, and Hans Peter Graf. 2019. Conditional GAN with discriminative filter generation for text-to-video synthesis. In *Proceedings of the Twenty-Eighth International Joint Conference on Artificial Intelligence, IJCAI-19*. International Joint Conferences on Artificial Intelligence Organization, 1995–2001. <https://doi.org/10.24963/ijcai.2019/276>
- [10] Stefania Bandini, Andrea Gorrini, and Giuseppe Vizzari. 2014. Towards an integrated approach to crowd analysis and crowd synthesis: A case study and first results. *Pattern Recognition Letters* 44 (2014), 16–29.
- [11] Björn Barz, Erik Rodner, Yanira Guanache Garcia, and Joachim Denzler. 2018. Detecting regions of maximal divergence for spatio-temporal anomaly detection. *IEEE Transactions on Pattern Analysis and Machine Intelligence* 41, 5 (2018), 1088–1101.
- [12] Gustavo EAPA Batista and Maria Carolina Monard. 2003. An analysis of four missing data treatment methods for supervised learning. *Applied artificial intelligence* 17, 5-6 (2003), 519–533.
- [13] David Ben-Shimon, Alexander Tsikinovsky, Michael Friedmann, Bracha Shapira, Lior Rokach, and Johannes Hoerle. 2015. Recsys challenge 2015 and the yoochoose dataset. In *Proceedings of the 9th ACM Conference on Recommender Systems*. 357–358.
- [14] Siddharth Bhatia, Arjit Jain, and Bryan Hooi. 2020. ExGAN: Adversarial Generation of Extreme Samples. *arXiv preprint arXiv:2009.08454* (2020).
- [15] Jiang Bian, Dayong Tian, Yuanyan Tang, and Dacheng Tao. 2019. Trajectory data classification: A review. *ACM Transactions on Intelligent Systems and Technology (TIST)* 10, 4 (2019), 1–34.
- [16] Aleksandar Bojchevski, Oleksandr Shchur, Daniel Zügner, and Stephan Günnemann. 2018. NetGAN: Generating graphs via random walks. In *Proceedings of the 35th International Conference on Machine Learning (Proceedings of Machine Learning Research)*, Jennifer Dy and Andreas Krause (Eds.), Vol. 80. PMLR, Stockholmsmässan, Stockholm Sweden, 610–619.
- [17] Ali Borji. 2019. Pros and cons of GAN evaluation measures. *Computer Vision and Image Understanding* 179 (2019), 41–65.

- [18] Luis M Candanedo, Véronique Feldheim, and Dominique Deramaix. 2017. Data driven prediction models of energy use of appliances in a low-energy house. *Energy and buildings* 140 (2017), 81–97.
- [19] Liangyu Chai, Yongtuo Liu, Wenxi Liu, Guoqiang Han, and Shengfeng He. 2020. CrowdGAN: Identity-free interactive crowd video generation and beyond. *IEEE Transactions on Pattern Analysis and Machine Intelligence* 1 (2020), 1–1.
- [20] Tong Che, Yanran Li, Athul Paul Jacob, Yoshua Bengio, and Wenjie Li. 2016. Mode regularized generative adversarial networks. *arXiv preprint arXiv:1612.02136* (2016).
- [21] Zhengping Che, Yu Cheng, Shuangfei Zhai, Zhaonan Sun, and Yan Liu. 2017. Boosting deep learning risk prediction with generative adversarial networks for electronic health records. In *IEEE International Conference on Data Mining (ICDM)*. IEEE, 787–792.
- [22] Qi Chen, Qi Wu, Jian Chen, Qingyao Wu, Anton van den Hengel, and Mingkui Tan. 2020. Scripted video generation with a bottom-up generative adversarial network. *IEEE Transactions on Image Processing* 29 (2020), 7454–7467.
- [23] Xi Chen, Yan Duan, Rein Houthoofd, John Schulman, Ilya Sutskever, and Pieter Abbeel. 2016. Infogan: Interpretable representation learning by information maximizing generative adversarial nets. In *Advances in Neural Information Processing Systems*. 2172–2180.
- [24] Zhenghua Chen and Chaoyang Jiang. 2018. Building occupancy modeling using generative adversarial network. *Energy and Buildings* 174 (2018), 372–379.
- [25] M Cheng, Fangxin Fang, Christopher C Pain, and IM Navon. 2020. Data-driven modelling of nonlinear spatio-temporal fluid flows using a deep convolutional generative adversarial network. *Computer Methods in Applied Mechanics and Engineering* 365 (2020), 113000.
- [26] Eunjoon Cho, Seth A Myers, and Jure Leskovec. 2011. Friendship and mobility: user movement in location-based social networks. In *Proceedings of the 17th ACM SIGKDD International Conference on Knowledge Discovery and Data Mining*. 1082–1090.
- [27] Kyunghyun Cho, Bart van Merriënboer, Dzmitry Bahdanau, and Yoshua Bengio. 2014. On the properties of neural machine translation: encoder–decoder approaches. In *Proceedings of SSST-8, Eighth Workshop on Syntax, Semantics and Structure in Statistical Translation*. Association for Computational Linguistics, Doha, Qatar, 103–111. <https://doi.org/10.3115/v1/W14-4012>
- [28] Mengyu Chu, You Xie, Jonas Mayer, Laura Leal-Taixé, and Nils Thuerey. 2020. Learning temporal coherence via self-supervision for GAN-based video generation. *ACM Transactions on Graphics* 39, 4 (2020), 75.
- [29] Paulo Cortez, Miguel Rio, Miguel Rocha, and Pedro Sousa. 2012. Multi-scale internet traffic forecasting using neural networks and time series methods. *Expert Systems* 29, 2 (2012), 143–155.
- [30] Quanyu Dai, Qiang Li, Jian Tang, and Dan Wang. 2018. Adversarial network embedding. In *Thirty-Second AAAI Conference on Artificial Intelligence*.
- [31] Raphaël Dang-Nhu, Gagandeep Singh, Pavol Bielik, and Martin Vechev. 2020. Adversarial attacks on probabilistic autoregressive forecasting models. *International Conference on Machine Learning (ICML)* (2020).
- [32] Bertrand De Longueville, Robin S Smith, and Gianluca Luraschi. 2009. Omg, from here, i can see the flames: a use case of mining location based social networks to acquire spatio-temporal data on forest fires. In *International Workshop on Location Based Social Networks*. ACM, 73–80.
- [33] Mark Deakin and Husam Al Waer. 2011. From intelligent to smart cities. *Intelligent Buildings International* 3, 3 (2011), 140–152.
- [34] Shohreh Deldari, Daniel V Smith, Amin Sadri, and Salim Flora D. 2020. ESPRESSO: Entropy and shape aware time-Series segmentation for processing heterogeneous sensor data. *Proceedings of the ACM on Interactive, Mobile, Wearable and Ubiquitous Technologies* 4, 3 (2020).
- [35] Chris Donahue, Zachary C Lipton, Akshay Balsubramani, and Julian McAuley. 2018. Semantically decomposing the latent spaces of generative adversarial networks. *International Conference on Learning Representations (ICLR)*.
- [36] Thaleia Dimitra Doudali, Ioannis Konstantinou, and Nectarios Koziris. 2017. Spaten: A spatio-temporal and textual big data generator. In *2017 IEEE International Conference on Big Data (Big Data)*. IEEE, 3416–3421.
- [37] Dhbeeru Dua and Casey Graff. 2017. UCI machine learning repository. (2017).
- [38] Yanjie Duan, Yisheng Lv, Wenwen Kang, and Yifei Zhao. 2014. A deep learning based approach for traffic data imputation. In *17th International IEEE Conference on Intelligent Transportation Systems (ITSC)*. IEEE, 912–917.
- [39] Kiana Ehsani, Roozbeh Mottaghi, and Ali Farhadi. 2018. Segan: Segmenting and generating the invisible. In *IEEE Conference on Computer Vision and Pattern Recognition (CVPR)*. 6144–6153.
- [40] Cristóbal Esteban, Stephanie L Hyland, and Gunnar Rätsch. 2017. Real-valued (medical) time series generation with recurrent conditional gans. *arXiv preprint arXiv:1706.02633* (2017).
- [41] Tharindu Fernando, Simon Denman, Sridha Sridharan, and Clinton Fookes. 2018. Gd-gan: Generative adversarial networks for trajectory prediction and group detection in crowds. In *Asian Conference on Computer Vision*. Springer, 314–330.



- [42] Elias Frentzos, Yannis Theodoridis, and Apostolos N. Papadopoulos. 2009. *Spatio-temporal trajectories*. Springer US, Boston, MA, 2742–2746. [https://doi.org/10.1007/978-0-387-39940-9\\_364](https://doi.org/10.1007/978-0-387-39940-9_364)
- [43] Hongchang Gao, Jian Pei, and Heng Huang. 2019. ProGAN: Network embedding via proximity generative adversarial network. In *Proceedings of the 25th ACM SIGKDD International Conference on Knowledge Discovery & Data Mining*. 1308–1316.
- [44] Nan Gao, Max Marschall, Jane Burry, Simon Watkins, and Flora D. Salim. 2021. Understanding occupants’ behaviour, engagement, emotion, and comfort indoors with heterogeneous sensors and wearables. *arXiv preprint arXiv:2105.06637* (2021).
- [45] Nan Gao, Wei Shao, Mohammad Saiedur Rahaman, and Flora D Salim. 2020. n-Gage: Predicting in-class emotional, behavioural and cognitive engagement in the wild. *Proceedings of the ACM on Interactive, Mobile, Wearable and Ubiquitous Technologies* 4, 3 (2020).
- [46] Nan Gao, Wei Shao, Mohammad Saiedur Rahaman, Jun Zhai, Klaus David, and Flora D Salim. 2020. Transfer learning for thermal comfort prediction in multiple cities. *arXiv preprint arXiv:2004.14382* (2020).
- [47] Nan Gao, Wei Shao, and Flora D Salim. 2019. Predicting personality traits from physical activity intensity. *Computer* 52, 7 (2019), 47–56.
- [48] Qiang Gao, Fengli Zhang, Fuming Yao, Ailing Li, Lin Mei, and Fan Zhou. 2020. Adversarial mobility learning for human trajectory classification. *IEEE Access* 8 (2020), 20563–20576.
- [49] Pedro J García-Laencina, Pedro Henriques Abreu, Miguel Henriques Abreu, and Noémia Afonoso. 2015. Missing data imputation on the 5-year survival prediction of breast cancer patients with unknown discrete values. *Computers in Biology and Medicine* 59 (2015), 125–133.
- [50] Betsy George, Sangho Kim, and Shashi Shekhar. 2007. Spatio-temporal network databases and routing algorithms: A summary of results. In *International Symposium on Spatial and Temporal Databases*. Springer, 460–477.
- [51] Jonathan Goh, Sridhar Adepur, Khurum Nazir Junejo, and Aditya Mathur. 2016. A dataset to support research in the design of secure water treatment systems. In *International Conference on Critical Information Infrastructures Security*. Springer, 88–99.
- [52] Tomer Golany, Daniel Freedman, and Kira Radinsky. 2020. SimGANs: Simulator-based generative adversarial networks for ECG synthesis to improve deep ECG classification. *International Conference on Machine Learning (ICML)*.
- [53] Ian Goodfellow, Yoshua Bengio, and Aaron Courville. 2016. *Deep learning*. MIT press.
- [54] Ian Goodfellow, Jean Pouget-Abadie, Mehdi Mirza, Bing Xu, David Warde-Farley, Sherjil Ozair, Aaron Courville, and Yoshua Bengio. 2014. Generative adversarial nets. In *Advances in Neural Information Processing Systems*. 2672–2680.
- [55] John W Graham. 2009. Missing data analysis: Making it work in the real world. *Annual review of psychology* 60 (2009), 549–576.
- [56] Arthur Gretton, Karsten M Borgwardt, Malte J Rasch, Bernhard Schölkopf, and Alexander Smola. 2012. A kernel two-sample test. *Journal of Machine Learning Research* 13, Mar (2012), 723–773.
- [57] Aditya Grover and Jure Leskovec. 2016. node2vec: Scalable feature learning for networks. In *Proceedings of the 22nd ACM SIGKDD International Conference on Knowledge Discovery and Data Mining*. 855–864.
- [58] Jie Gui, Zhenan Sun, Yonggang Wen, Dacheng Tao, and Jieping Ye. 2020. A Review on Generative Adversarial Networks: Algorithms, Theory, and Applications. [arXiv:cs.LG/2001.06937](https://arxiv.org/abs/2001.06937)
- [59] Ishaan Gulrajani, Faruk Ahmed, Martin Arjovsky, Vincent Dumoulin, and Aaron Courville. 2017. Improved training of wasserstein gans. *arXiv preprint arXiv:1704.00028* (2017).
- [60] Venkata M. V. Gunturi, Ivan Brugere, and Shashi Shekhar. 2018. *Modeling and analysis of spatiotemporal social networks*. Springer New York, New York, NY, 1358–1368. [https://doi.org/10.1007/978-1-4939-7131-2\\_320](https://doi.org/10.1007/978-1-4939-7131-2_320)
- [61] Shengnan Guo, Youfang Lin, Ning Feng, Chao Song, and Huaiyu Wan. 2019. Attention based spatial-temporal graph convolutional networks for traffic flow forecasting. In *Proceedings of the AAAI Conference on Artificial Intelligence*, Vol. 33. 922–929.
- [62] Agrim Gupta, Justin Johnson, Li Fei-Fei, Silvio Savarese, and Alexandre Alahi. 2018. Social gan: Socially acceptable trajectories with generative adversarial networks. In *IEEE Conference on Computer Vision and Pattern Recognition (CVPR)*. 2255–2264.
- [63] F Maxwell Harper and Joseph A Konstan. 2015. The movielens datasets: History and context. *ACM Transactions on Interactive Intelligent Systems (TIIS)* 5, 4 (2015), 1–19.
- [64] Kay Gregor Hartmann, Robin Tibor Schirmer, and Tonio Ball. 2018. EEG-GAN: Generative adversarial networks for electroencephalographic (EEG) brain signals. *arXiv preprint arXiv:1806.01875* (2018).
- [65] Martin Heusel, Hubert Ramsauer, Thomas Unterthiner, Bernhard Nessler, and Sepp Hochreiter. 2017. Gans trained by a two time-scale update rule converge to a local nash equilibrium. In *Advances in Neural Information Processing Systems*. 6626–6637.
- [66] Geoffrey E Hinton and Ruslan R Salakhutdinov. 2006. Reducing the dimensionality of data with neural networks. *science* 313, 5786 (2006), 504–507.

- [67] Sepp Hochreiter and Jürgen Schmidhuber. 1997. Long short-term memory. *Neural Computation* 9, 8 (1997), 1735–1780.
- [68] Huiting Hong, Xin Li, and Mingzhong Wang. 2020. GANE: A generative adversarial network embedding. *IEEE Transactions on Neural Networks and Learning Systems* 31, 7 (2020), 2325–2335.
- [69] Yongjun Hong, Uiwon Hwang, Jaeyoon Yoo, and Sungroh Yoon. 2019. How generative adversarial networks and their variants work: an overview. *ACM Computing Surveys (CSUR)* 52, 1 (2019), 10.
- [70] Moinul Hossain, Banafsheh Rekabdar, Sushil J Louis, and Sergiu Dasalu. 2015. Forecasting the weather of Nevada: A deep learning approach. In *International Joint Conference on Neural Networks (IJCNN)*. IEEE, 1–6.
- [71] Phillip Isola, Jun-Yan Zhu, Tinghui Zhou, and Alexei A Efros. 2017. Image-to-image translation with conditional adversarial networks. In *IEEE Conference on Computer Vision and Pattern Recognition (CVPR)*. 1125–1134.
- [72] Sadegh Jamali, Per Jönsson, Lars Eklundh, Jonas Ardö, and Jonathan Seaquist. 2015. Detecting changes in vegetation trends using time series segmentation. *Remote Sensing of Environment* 156 (2015), 182–195.
- [73] Guangyin Jin, Qi Wang, Xia Zhao, Yanghe Feng, Qing Cheng, and Jincai Huang. 2019. Crime-GAN: A context-based sequence generative network for crime forecasting with adversarial loss. In *IEEE International Conference on Big Data (Big Data)*. IEEE, 1460–1469.
- [74] Clayton Johnson. 2020. Dataport Archives. <https://www.pecanstreet.org/category/dataport/>
- [75] Jiri Kaiser. 2014. Dealing with missing values in data. *Journal of systems integration* 5, 1 (2014), 42–51.
- [76] Thomas N Kipf and Max Welling. 2017. Semi-supervised classification with graph convolutional networks. In *5th International Conference on Learning Representations, ICLR 2017, Toulon, France, April 24–26, 2017, Conference Track Proceedings*. OpenReview.net. <https://openreview.net/forum?id=SJU4ayYgl>
- [77] Thomas N Kipf and Max Welling. 2017. Semi-supervised classification with graph convolutional networks. *International Conference on Learning Representations (ICLR)*.
- [78] Slava Kisilevich, Florian Mansmann, Mirco Nanni, and Salvatore Rinzivillo. 2009. Spatio-temporal clustering. In *Data Mining and Knowledge Discovery Handbook*. Springer, 855–874.
- [79] Alireza Koochali, Peter Schichtel, Andreas Dengel, and Sheraz Ahmed. 2019. Probabilistic forecasting of sensory data With generative adversarial networks - ForGAN. *IEEE Access* 7 (2019), 63868–63880.
- [80] Vineet Kosaraju, Amir Sadeghian, Roberto Martín-Martín, Ian Reid, Hamid Rezaatofghi, and Silvio Savarese. 2019. Social-bigat: multimodal trajectory forecasting using bicycle-gan and graph attention networks. In *Advances in Neural Information Processing Systems*. 137–146.
- [81] Alex Krizhevsky, Ilya Sutskever, and Geoffrey E Hinton. 2012. Imagenet classification with deep convolutional neural networks. In *Advances in Neural Information Processing Systems*. 1097–1105.
- [82] Matthew Kupilik and Frank Witmer. 2018. Spatio-temporal violent event prediction using Gaussian process regression. *Journal of Computational Social Science* 1, 2 (2018), 437–451.
- [83] Christian Ledig, Lucas Theis, Ferenc Huszár, Jose Caballero, Andrew Cunningham, Alejandro Acosta, Andrew Aitken, Alykhan Tejani, Johannes Totz, Zehan Wang, et al. 2017. Photo-realistic single image super-resolution using a generative adversarial network. In *IEEE Conference on Computer Vision and Pattern Recognition (CVPR)*. 4681–4690.
- [84] Kai Lei, Meng Qin, Bo Bai, Gong Zhang, and Min Yang. 2019. GCN-GAN: A non-linear temporal link prediction model for weighted dynamic networks. In *IEEE INFOCOM 2019-IEEE Conference on Computer Communications*. IEEE, 388–396.
- [85] Alon Lerner, Yiorgos Chrysanthou, and Dani Lischinski. 2007. Crowds by example. In *Computer Graphics Forum*, Vol. 26. Wiley Online Library, 655–664.
- [86] Jure Leskovec and Andrej Krevl. 2014. SNAP Datasets: Stanford large network dataset collection.
- [87] Dan Li, Dacheng Chen, Baihong Jin, Lei Shi, Jonathan Goh, and See-Kiong Ng. 2019. MAD-GAN: Multivariate anomaly detection for time series data with generative adversarial networks. In *International Conference on Artificial Neural Networks*. Springer, 703–716.
- [88] Ruirui Li, Xian Wu, and Wei Wang. 2020. Adversarial learning to compare: self-attentive prospective customer recommendation in location based social networks. In *Proceedings of the 13th International Conference on Web Search and Data Mining*. 349–357.
- [89] Shuai Li, Wanqing Li, Chris Cook, Ce Zhu, and Yanbo Gao. 2018. Independently recurrent neural network (indrnn): Building a longer and deeper rnn. In *Proceedings of the IEEE Conference on Computer Vision and Pattern Recognition (CVPR)*. 5457–5466.
- [90] Wei Li, Wei Ding, Rajani Sadasivam, Xiaohui Cui, and Ping Chen. 2019. His-GAN: A histogram-based GAN model to improve data generation quality. *Neural Networks* 119 (2019), 31–45.
- [91] Xuefei Li, Hongyun Cai, Zi Huang, Yang Yang, and Xiaofang Zhou. 2013. Spatio-temporal event modeling and ranking. In *International Conference on Web Information Systems Engineering*. Springer, 361–374.
- [92] Zhenhui Li, Bolin Ding, Jiawei Han, Roland Kays, and Peter Nye. 2010. Mining periodic behaviors for moving objects. In *Proceedings of the 16th ACM SIGKDD international conference on Knowledge discovery and data mining*. ACM, 1099–1108.

- [93] Chenda Liao, Yashen Lin, and Prabir Barooah. 2012. Agent-based and graphical modelling of building occupancy. *Journal of Building Performance Simulation* 5, 1 (2012), 5–25.
- [94] T Warren Liao. 2005. Clustering of time series data—a survey. *Pattern recognition* 38, 11 (2005), 1857–1874.
- [95] Kevin Lin, Dianqi Li, Xiaodong He, Zhengyou Zhang, and Ming-Ting Sun. 2017. Adversarial ranking for language generation. In *Advances in Neural Information Processing Systems*. 3155–3165.
- [96] Mingyu Liu, Xun Huang, Jiahui Yu, Tingchun Wang, and Arun Mallya. 2021. Generative adversarial networks for image and video synthesis: Algorithms and Applications. *Proc. IEEE* 109, 5 (2021), 839–862.
- [97] Mingyu Liu and Oncel Tuzel. 2016. Coupled generative adversarial networks. In *Advances in Neural Information Processing Systems*. 469–477.
- [98] Shaohua Liu, Haibo Liu, Huikun Bi, and Tianlu Mao. 2020. CoL-GAN: Plausible and collision-less trajectory prediction by attention-based GAN. *IEEE Access* (2020), 1–10.
- [99] Siyuan Liu, Lionel M Ni, and Ramayya Krishnan. 2013. Fraud detection from taxis' driving behaviors. *IEEE Transactions on Vehicular Technology* 63, 1 (2013), 464–472.
- [100] Wei Liu, Zhijie Wang, Bin Yao, and Jian Yin. 2019. Geo-ALM: POI recommendation by fusing geographical information and adversarial learning mechanism. In *Proceedings of the Twenty-Eighth International Joint Conference on Artificial Intelligence IJCAI-19*. 1807–1813.
- [101] Yukai Liu, Rose Yu, Stephan Zheng, Eric Zhan, and Yisong Yue. 2019. NAOMI: Non-autoregressive multiresolution sequence imputation. In *Advances in Neural Information Processing Systems*. 11238–11248.
- [102] Yonghong Luo, Xiangrui Cai, Ying Zhang, Jun Xu, et al. 2018. Multivariate time series imputation with generative adversarial networks. In *Advances in Neural Information Processing Systems*. 1596–1607.
- [103] Yonghong Luo, Ying Zhang, Xiangrui Cai, and Xiaojie Yuan. 2019. E2GAN: end-to-end generative adversarial network for multivariate time series imputation. In *International Joint Conference on Artificial Intelligence (IJCAI)*. AAAI Press, 3094–3100.
- [104] Teng Ma, Yuli Liu, and Yuejing Ge. 2017. A comparative study of trade relations and the spatial-temporal evolution of geo-economy between China and Vietnam. *Sustainability* 9, 6 (2017), 944.
- [105] Yuexin Ma, Xinge Zhu, Sibao Zhang, Ruigang Yang, Wenping Wang, and Dinesh Manocha. 2019. Trafficpredict: Trajectory prediction for heterogeneous traffic-agents. In *Proceedings of the AAAI Conference on Artificial Intelligence*, Vol. 33. 6120–6127.
- [106] Jarana Manotumruksa and Emine Yilmaz. 2020. Sequential-based adversarial optimisation for personalised top-N item recommendation. In *Proceedings of the 43rd International ACM SIGIR Conference on Research and Development in Information Retrieval*. 2045–2048.
- [107] Xudong Mao, Qing Li, Haoran Xie, Raymond YK Lau, Zhen Wang, and Stephen Paul Smolley. 2017. Least squares generative adversarial networks. In *IEEE International Conference on Computer Vision (ICCV)*. 2794–2802.
- [108] Andrew McCallum, Kamal Nigam, and Lyle H Ungar. 2000. Efficient clustering of high-dimensional data sets with application to reference matching. In *Proceedings of the Sixth ACM SIGKDD International Conference on Knowledge Discovery and Data Mining*. 169–178.
- [109] Tomáš Mikolov, Martin Karafiát, Lukáš Burget, Jan Černocký, and Sanjeev Khudanpur. 2010. Recurrent neural network based language model. In *Eleventh Annual Conference of the International Speech Communication Association*.
- [110] Mehdi Mirza and Simon Osindero. 2014. Conditional generative adversarial nets. *arXiv preprint arXiv:1411.1784* (2014).
- [111] Olof Mogren. 2016. C-RNN-GAN: Continuous recurrent neural networks with adversarial training. In *Constructive Machine Learning Workshop (CML) at NIPS 2016*. 1.
- [112] Steffen Moritz and Thomas Bartz-Beielstein. 2017. imputeTS: time series missing value imputation in R. *The R Journal* 9, 1 (2017), 207–218.
- [113] Inc. Motivate International. [n.d.]. Citi Bike: NYC's Official Bike Sharing System. <https://www.citibikenyc.com/>
- [114] K-R Müller, Alexander J Smola, Gunnar Rätsch, Bernhard Schölkopf, Jens Kohlmorgen, and Vladimir Vapnik. 1997. Predicting time series with support vector machines. In *International Conference on Artificial Neural Networks*. Springer, 999–1004.
- [115] Nam Tuan Nguyen, Yichuan Wang, Husheng Li, Xin Liu, and Zhu Han. 2012. Extracting typical users' moving patterns using deep learning. In *2012 IEEE Global Communications Conference (GLOBECOM)*. IEEE, 5410–5414.
- [116] Sebastian Nowozin, Botond Cseke, and Ryota Tomioka. 2016. F-gan: Training generative neural samplers using variational divergence minimization. In *Advances in Neural Information Processing Systems*. 271–279.
- [117] Augustus Odena, Christopher Olah, and Jonathon Shlens. 2017. Conditional image synthesis with auxiliary classifier gans. In *Proceedings of the 34th International Conference on Machine Learning-Volume 70*. JMLR. org, 2642–2651.
- [118] Tore Opsahl and Pietro Panzarasa. 2009. Clustering in weighted networks. *Social networks* 31, 2 (2009), 155–163.
- [119] Shirui Pan, Jia Wu, Xingquan Zhu, Chengqi Zhang, and Yang Wang. 2016. Tri-party deep network representation. *Network* 11, 9 (2016), 12.

- [120] Zhaoqing Pan, Weijie Yu, Xiaokai Yi, Asifullah Khan, Feng Yuan, and Yuhui Zheng. 2019. Recent progress on generative adversarial networks (GANs): A survey. *IEEE Access* 7 (2019), 36322–36333.
- [121] Stefano Pellegrini, Andreas Ess, and Luc Van Gool. 2010. Improving data association by joint modeling of pedestrian trajectories and groupings. In *European Conference on Computer Vision (ECCV)*. Springer, 452–465.
- [122] Karthik Ganesan Pillai, Rafal A Angryk, and Berkay Aydin. 2013. A filter-and-refine approach to mine spatiotemporal co-occurrences. In *Proceedings of the 21st ACM SIGSPATIAL International Conference on Advances in Geographic Information Systems*. 104–113.
- [123] Tom J Pollard, Alistair EW Johnson, Jesse D Raffa, Leo A Celi, Roger G Mark, and Omar Badawi. 2018. The eICU collaborative research database, a freely available multi-center database for critical care research. *Scientific Data* 5 (2018), 180178.
- [124] Arian Prabowo, Piotr Koniusz, Wei Shao, and Flora D Salim. 2019. COLTRANE: ConvolutiOnAL trajectory network for deep map inference. In *Proceedings of the 6th ACM International Conference on Systems for Energy-Efficient Buildings, Cities, and Transportation*. ACM, 21–30.
- [125] Alec Radford, Luke Metz, and Soumith Chintala. 2015. Unsupervised representation learning with deep convolutional generative adversarial networks. *arXiv preprint arXiv:1511.06434* (2015).
- [126] Mohammad Saiedur Rahaman, Margaret Hamilton, and Flora D Salim. 2017. Predicting imbalanced taxi and passenger queue contexts in airport. In *The Pacific Asia Conference on Information Systems (PACIS)*. 172.
- [127] Mohammad Saiedur Rahaman, Jonathan Liono, Yongli Ren, Jeffrey Chan, Shaw Kudo, Tim Rawling, and Flora D Salim. 2020. An ambient-physical system to infer concentration in open-plan workplace. *IEEE Internet of Things Journal* (2020), 1–1. <https://doi.org/10.1109/JIOT.2020.2996219>
- [128] Yongli Ren, Flora Dilys Salim, Martin Tomko, Yuntian Brian Bai, Jeffrey Chan, Kyle Kai Qin, and Mark Sanderson. 2017. D-Log: A WiFi Log-based differential scheme for enhanced indoor localization with single RSSI source and infrequent sampling rate. *Pervasive and Mobile Computing* 37 (2017), 94–114.
- [129] Alexandre Robicquet, Amir Sadeghian, Alexandre Alahi, and Silvio Savarese. 2016. Learning social etiquette: Human trajectory understanding in crowded scenes. In *European conference on computer vision (ECCV)*. Springer, 549–565.
- [130] Ryan A. Rossi and Nesreen K. Ahmed. 2015. The Network Data Repository with Interactive Graph Analytics and Visualization. In *Proceedings of the Twenty-Ninth AAAI Conference on Artificial Intelligence (AAAI'15)*. AAAI Press, 4292–4293.
- [131] Frantz Rowe. 2014. What literature review is not: diversity, boundaries and recommendations.
- [132] Shakila Khan Rumi, Ke Deng, and Flora Dilys Salim. 2018. Crime event prediction with dynamic features. *EPJ Data Science* 7, 1 (2018), 43.
- [133] Shakila Khan Rumi, Phillip Luong, and Flora D Salim. 2019. Crime rate prediction with region risk and movement patterns. *arXiv preprint arXiv:1908.02570* (2019).
- [134] Amir Sadeghian, Vineet Kosaraju, Ali Sadeghian, Noriaki Hirose, Hamid Rezaatofghi, and Silvio Savarese. 2019. SoPhie: An attentive gan for predicting paths compliant to social and physical constraints. In *IEEE Conference on Computer Vision and Pattern Recognition (CVPR)*. 1349–1358.
- [135] Amin Sadri, Flora Dilys Salim, and Yongli Ren. 2017. Full trajectory prediction: what will you do the rest of the day?. In *Proceedings of the 2017 ACM International Joint Conference on Pervasive and Ubiquitous Computing and Proceedings of the 2017 ACM International Symposium on Wearable Computers*. ACM, 189–192.
- [136] Amin Sadri, Flora D Salim, Yongli Ren, Wei Shao, John C Krumm, and Cecilia Mascolo. 2018. What will you do for the rest of the day?: An approach to continuous trajectory prediction. *Proceedings of the ACM on Interactive, Mobile, Wearable and Ubiquitous Technologies* 2, 4 (2018), 186.
- [137] Tim Salimans, Ian Goodfellow, Wojciech Zaremba, Vicki Cheung, Alec Radford, and Xi Chen. 2016. Improved techniques for training gans. In *Advances in Neural Information Processing Systems*. 2234–2242.
- [138] Divya Saxena and Jiannong Cao. 2019. D-GAN: Deep generative adversarial nets for spatio-temporal prediction. *arXiv preprint arXiv:1907.08556* (2019).
- [139] Divya Saxena and Jiannong Cao. 2020. Generative Adversarial Networks (GANs): Challenges, Solutions, and Future Directions. *arXiv preprint arXiv:2005.00065* (2020).
- [140] Prithviraj Sen, Galileo Namata, Mustafa Bilgic, Lise Getoor, Brian Galligher, and Tina Eliassi-Rad. 2008. Collective classification in network data. *AI Magazine* 29, 3 (2008), 93–93.
- [141] Wei Shao, Flora D Salim, Jeffrey Chan, Kai Qin, Jiaman Ma, and Bradley Feest. 2019. OnlineAirTrajClus: An online aircraft trajectory clustering for tarmac situation awareness. In *IEEE International Conference on Pervasive Computing and Communications (PerCom)*. IEEE, 192–201.
- [142] Wei Shao, Flora D Salim, Tao Gu, Ngoc-Thanh Dinh, and Jeffrey Chan. 2017. Traveling officer problem: Managing car parking violations efficiently using sensor data. *IEEE Internet of Things Journal* 5, 2 (2017), 802–810.
- [143] Wei Shao, Flora D Salim, Andy Song, and Athman Bouguettaya. 2016. Clustering big spatiotemporal-interval data. *IEEE Transactions on Big Data* 2, 3 (2016), 190–203.

- [144] Ikaro Silva, George Moody, Daniel J Scott, Leo A Celi, and Roger G Mark. 2012. Predicting in-hospital mortality of icu patients: The physionet/computing in cardiology challenge 2012. In *2012 Computing in Cardiology*. IEEE, 245–248.
- [145] Karen Simonyan and Andrew Zisserman. 2015. Very deep convolutional networks for large-scale image recognition. In *International Conference on Learning Representations (ICLR)*.
- [146] Yiwei Sun, Suhang Wang, Tsung-Yu Hsieh, Xianfeng Tang, and Vasant Honavar. 2019. Megan: A generative adversarial network for multi-view network embedding. *International Joint Conference on Artificial Intelligence (IJCAI)*.
- [147] Lei Tang and Huan Liu. 2009. Relational learning via latent social dimensions. In *Proceedings of the 15th ACM SIGKDD International Conference on Knowledge Discovery and Data Mining*. 817–826.
- [148] Steven A Tretter. 1976. *Introduction to discrete-time signal processing*. Wiley New York.
- [149] Artur Trindade. 2016. Uci machining learning repository-electricityloadaddiagrams20112014 data set.
- [150] Yi-Lin Tuan and Hung-Yi Lee. 2019. Improving conditional sequence generative adversarial networks by stepwise evaluation. *IEEE/ACM Transactions on Audio, Speech, and Language Processing* 27, 4 (2019), 788–798.
- [151] Hongwei Wang, Jia Wang, Jialin Wang, Miao Zhao, Weinan Zhang, Fuzheng Zhang, Xing Xie, and Minyi Guo. 2018. Graphgan: Graph representation learning with generative adversarial nets. In *Thirty-Second AAAI Conference on Artificial Intelligence*.
- [152] Jifeng Wang, Xiang Li, and Jian Yang. 2018. Stacked conditional generative adversarial networks for jointly learning shadow detection and shadow removal. In *IEEE Conference on Computer Vision and Pattern Recognition (CVPR)*. 1788–1797.
- [153] Qi Wang, Yuede Ji, Yongsheng Hao, and Jie Cao. 2020. GRL: Knowledge graph completion with GAN-based reinforcement learning. *Knowledge-Based Systems* 209 (2020), 106421.
- [154] Senzhang Wang, Jiannong Cao, and Philip Yu. 2020. Deep learning for spatio-temporal data mining: A survey. *IEEE Transactions on Knowledge and Data Engineering* (2020), 1–1. <https://doi.org/10.1109/TKDE.2020.3025580>
- [155] Senzhang Wang, Hao Miao, Hao Chen, and Zhiqiu Huang. 2020. Multi-task adversarial spatial-temporal networks for crowd flow prediction. In *Proceedings of the 29th ACM International Conference on Information & Knowledge Management*. 1555–1564.
- [156] Yaohui Wang, Piotr Bilinski, Francois Bremond, and Antitza Dantcheva. 2020. ImaGINator: conditional spatio-temporal GAN for video generation. In *2020 IEEE Winter Conference on Applications of Computer Vision (WACV)*. 1160–1169.
- [157] Zhengwei Wang, Qi She, and Tomáš E. Ward. 2021. Generative adversarial networks in computer vision: A survey and taxonomy. *Comput. Surveys* 54, 2 (2021), 1–38.
- [158] Andreas S Weigend. 2018. *Time series prediction: forecasting the future and understanding the past*. Routledge.
- [159] Han Xiao, Kashif Rasul, and Roland Vollgraf. 2017. Fashion-mnist: a novel image dataset for benchmarking machine learning algorithms. *arXiv preprint arXiv:1708.07747* (2017).
- [160] SHI Xingjian, Zhouong Chen, Hao Wang, Dit-Yan Yeung, Wai-Kin Wong, and Wang-chun Woo. 2015. Convolutional LSTM network: A machine learning approach for precipitation nowcasting. In *Advances in Neural Information Processing Systems*. 802–810.
- [161] Lei Xu, Maria Skoularidou, Alfredo Cuesta-Infante, and Kalyan Veeramachaneni. 2019. Modeling Tabular data using Conditional GAN. In *Advances in Neural Information Processing Systems*, H. Wallach, H. Larochelle, A. Beygelzimer, F. d'Alché-Buc, E. Fox, and R. Garnett (Eds.), Vol. 32. Curran Associates, Inc.
- [162] Dingqi Yang, Daqing Zhang, Vincent W Zheng, and Zhiyong Yu. 2014. Modeling user activity preference by leveraging user spatial temporal characteristics in LBSNs. *IEEE Transactions on Systems, Man, and Cybernetics: Systems* 45, 1 (2014), 129–142.
- [163] Min Yang, Junhao Liu, Lei Chen, Zhou Zhao, Xiaojun Chen, and Ying Shen. 2019. An advanced deep generative framework for temporal link prediction in dynamic networks. *IEEE Transactions on Cybernetics* (2019), 1–12. <https://doi.org/10.1109/TCYB.2019.2920268>
- [164] Xin Yi, Ekta Walia, and Paul Babin. 2019. Generative adversarial network in medical imaging: A review. *Medical image analysis* 58 (2019), 101552.
- [165] Jinsung Yoon, Daniel Jarrett, and Mihaela van der Schaar. 2019. Time-series generative adversarial networks. In *Advances in Neural Information Processing Systems*. 5508–5518.
- [166] Bing Yu, Haoteng Yin, and Zhanxing Zhu. 2018. Spatio-temporal graph convolutional networks: a deep learning framework for traffic forecasting. In *International Joint Conference on Artificial Intelligence (IJCAI)*. 3634–3640.
- [167] Hao Yu, Zhenning Li, Guohui Zhang, Pan Liu, and Jun Wang. 2020. Extracting and predicting taxi hotspots in spatiotemporal dimensions using conditional generative adversarial neural networks. *IEEE Transactions on Vehicular Technology* 69, 4 (2020), 3680–3692.
- [168] Wenchao Yu, Cheng Zheng, Wei Cheng, Charu C Aggarwal, Dongjin Song, Bo Zong, Haifeng Chen, and Wei Wang. 2018. Learning deep network representations with adversarially regularized autoencoders. In *Proceedings of the 24th ACM SIGKDD International Conference on Knowledge Discovery & Data Mining*. 2663–2671.



- [169] Chi Zhang, Sanmukh R Kuppannagari, Rajgopal Kannan, and Viktor K Prasanna. 2018. Generative adversarial network for synthetic time series data generation in smart grids. In *IEEE International Conference on Communications, Control, and Computing Technologies for Smart Grids (SmartGridComm)*. IEEE, 1–6.
- [170] Han Zhang, Tao Xu, Hongsheng Li, Shaoting Zhang, Xiaogang Wang, Xiaolei Huang, and Dimitris N Metaxas. 2017. Stackgan: Text to photo-realistic image synthesis with stacked generative adversarial networks. In *IEEE international Conference on Computer Vision (ICCV)*. 5907–5915.
- [171] Han Zhang, Tao Xu, Hongsheng Li, Shaoting Zhang, Xiaogang Wang, Xiaolei Huang, and Dimitris N Metaxas. 2017. Stackgan: Text to photo-realistic image synthesis with stacked generative adversarial networks. In *IEEE International Conference on Computer Vision (ICCV)*. 5907–5915.
- [172] Pengyu Zhao, Tianxiao Shui, Yuanxing Zhang, Kecheng Xiao, and Kaigui Bian. 2020. Adversarial oracular seq2seq learning for sequential recommendation. In *Proceedings of the Twenty-Ninth International Joint Conference on Artificial Intelligence, IJCAI 2020*, Christian Bessiere (Ed.). ijcai.org, 1905–1911. <https://doi.org/10.24963/ijcai.2020/264>
- [173] Chuanpan Zheng, Xiaoliang Fan, Cheng Wang, and Jianzhong Qi. 2020. Gman: A graph multi-attention network for traffic prediction. In *Proceedings of the AAAI Conference on Artificial Intelligence*, Vol. 34. 1234–1241.
- [174] Yu Zheng. 2015. Trajectory data mining: an overview. *ACM Transactions on Intelligent Systems and Technology (TIST)* 6, 3 (2015), 29.
- [175] Fan Zhou, Qiang Gao, Goce Trajcevski, Kunpeng Zhang, Ting Zhong, and Fengli Zhang. 2018. Trajectory-user linking via variational autoEncoder. In *Proceedings of the Twenty-Seventh International Joint Conference on Artificial Intelligence, IJCAI-18*. International Joint Conferences on Artificial Intelligence Organization, 3212–3218. <https://doi.org/10.24963/ijcai.2018/446>
- [176] Fan Zhou, Ruiyang Yin, Kunpeng Zhang, Goce Trajcevski, Ting Zhong, and Jin Wu. 2019. Adversarial point-of-interest recommendation. In *The World Wide Web Conference*. 3462–34618.
- [177] Xingyu Zhou, Zhisong Pan, Guyu Hu, Siqi Tang, and Cheng Zhao. 2018. Stock market prediction on high-frequency data using generative adversarial nets. *Mathematical Problems in Engineering* 2018 (2018).
- [178] Jun-Yan Zhu, Richard Zhang, Deepak Pathak, Trevor Darrell, Alexei A Efros, Oliver Wang, and Eli Shechtman. 2017. Toward multimodal image-to-image translation. In *Advances in Neural Information Processing Systems*.