

Inductive logic programming at 30: a new introduction

Andrew Cropper

University of Oxford

ANDREW.CROPPER@CS.OX.AC.UK

Sebastijan Dumančić

KU Leuven

SEBASTIJAN.DUMANCIC@CS.KULEUVEN.BE

Abstract

Inductive logic programming (ILP) is a form of machine learning. The goal of ILP is to induce a hypothesis (a set of logical rules) that generalises given training examples. In contrast to most forms of machine learning, ILP can learn human-readable hypotheses from small amounts of data. As ILP approaches 30, we provide a new introduction to the field. We introduce the necessary logical notation and the main ILP learning settings. We describe the main building blocks of an ILP system. We compare several ILP systems on several dimensions. We describe in detail four systems (Aleph, TILDE, ASPAL, and Metagol). We document some of the main application areas of ILP. Finally, we summarise the current limitations and outline promising directions for future research.

1. Introduction

A remarkable feat of human intelligence is the ability to learn new knowledge. A key type of learning is *induction*: the process of forming general rules (hypotheses) from specific observations (examples). For instance, suppose you draw 10 red balls out of a bag, then you might induce a hypothesis (a rule) that all the balls in the bag are red. Having induced this hypothesis, you can predict the colour of the next ball out of the bag.

The goal of machine learning (ML) (Mitchell, 1997) is to automate induction. In other words, the goal of ML is to induce a hypothesis (also called a *model*) that generalises training examples (observations). For instance, given labelled images of cats and dogs, the goal is to induce a hypothesis that predicts whether an unlabelled image is a cat or a dog.

Inductive logic programming (ILP) (Muggleton, 1991; Muggleton & De Raedt, 1994) is a form of ML. As with other forms of ML, the goal of ILP is to induce a hypothesis that generalises training examples. However, whereas most forms of ML use tables¹ to represent data (examples and hypotheses), ILP uses logic programs (sets of logical rules). Moreover, whereas most forms of ML learn functions, ILP learns relations.

We illustrate ILP through three toy scenarios.

1.1 Scenario 1: concept learning

Suppose you want to predict whether someone is happy. To do so, you ask four people (*alice*, *bob*, *claire*, and *dave*) whether they are happy. You also ask additional information, specifically their job, their company, and whether they like lego. Standard ML approaches would represent this data as a table, such as Table 1. Using standard ML terminology, each row represents a

1. Table-based learning is *attribute-value* learning. See De Raedt (2008) for an overview of the hierarchy of representations.

training example, the first three columns (*name*, *job*, and *enjoys lego*) represent *features*, and the final column (*happy*) represents the *label* or *classification*.

Name	Job	Enjoys lego	Happy
<i>alice</i>	lego builder	yes	yes
<i>bob</i>	lego builder	no	no
<i>claire</i>	estate agent	yes	no
<i>dave</i>	estate agent	no	no

Table 1: A standard table representation of a ML task used by most forms of ML.

Given this table as input, the goal of table-based ML approaches is to induce a hypothesis to predict the label for unseen examples. For instance, given the table as input, a neural network learner (Rosenblatt, 1958) would learn a hypothesis as table of numbers that weight the importance of the input features (or hidden features in a multi-layer network). We can then use the learned table of weights to make predictions for unseen examples, such as “If *edna* is an estate agent who likes lego, then is *edna* happy?”.

In contrast to standard ML approaches, ILP does not represent data as tables. ILP instead represents data as logic programs. The fundamental concept in logic programming is an *atom*. An atom is of the form $p(x_1, \dots, x_n)$, where p is a *predicate symbol* of arity n (takes n arguments) and each x_i is a *term*. A logic program uses atoms to represent data. For instance, we can represent that *alice* enjoys lego as the atom `enjoys_lego(alice)` and that *bob* is a lego builder as `lego_builder(bob)`.

An ILP learning task is formed of three sets (B , E^+ , E^-). The first set (B) denotes *background knowledge* (BK). BK is similar to features but can contain relations and information indirectly associated with the examples. We discuss BK in Section 3.4.7. For the data in Table 1, we can represent B as:

$$B = \left\{ \begin{array}{l} \text{lego_builder(alice).} \\ \text{lego_builder(bob).} \\ \text{estate_agent(claire).} \\ \text{estate_agent(dave).} \\ \text{enjoys_lego(alice).} \\ \text{enjoys_lego(claire).} \end{array} \right\}$$

ILP usually follows the *closed world assumption* (Reiter, 1977), so if anything is not explicitly true, we assume it is false. With this assumption, we do not need to explicitly state that `enjoys_lego(bob)` and `enjoys_lego(dave)` are false.

The second and third sets denote positive (E^+) and negative (E^-) examples. For the data in Table 1, we can represent the examples as:

$$E^+ = \{ \text{happy(alice).} \} \quad E^- = \left\{ \begin{array}{l} \text{happy(bob).} \\ \text{happy(claire).} \\ \text{happy(dave).} \end{array} \right\}$$

Given these three sets, the goal of ILP is to induce a hypothesis that with the BK logically entails as many positive and as few negative examples as possible. Rather than represent a hypothesis

as a table of numbers, ILP represents a hypothesis H as a set of logical rules, such as:

$$H = \{ \forall A. \text{lego_builder}(A) \wedge \text{enjoys_lego}(A) \rightarrow \text{happy}(A) \}$$

This hypothesis contains one rule which says that for all A , if $\text{lego_builder}(A)$ and $\text{enjoys_lego}(A)$ are true, then $\text{happy}(A)$ must also be true. In other words, this rule says that if a person is a lego builder and enjoys lego then they are happy. Having induced a rule, we can deduce knowledge from it. For instance, this rule says that $\text{happy}(\text{alice})$ is true because $\text{lego_builder}(\text{alice})$ and $\text{enjoys_lego}(\text{alice})$ are true.

The above rule is written in a standard first-order logic notation. However, logic programs are usually written in reverse implication form:

$$\text{head} \leftarrow \text{body}_1, \text{body}_2, \dots, \text{body}_n$$

A rule in this form states that the *head* atom is true when every body_i atom is true. A comma denotes conjunction, so the body is a conjunction of atoms. In logic programming, every variable is assumed to be universally quantified, so we drop quantifiers. We discuss logic programs in Section 2. In logic programming notation, the above hypothesis is:

$$H = \{ \text{happy}(A) \leftarrow \text{lego_builder}(A), \text{enjoys_lego}(A) \}$$

We also often replace the symbol \leftarrow with $:-$ because it is easier to use when writing computer programs:

$$H = \{ \text{happy}(A) :- \text{lego_builder}(A), \text{enjoys_lego}(A). \}$$

It is important to note that logic programs are *declarative* which means that the order of literals in a rule does not matter. For instance, the above hypothesis is semantically identical to this one:

$$H = \{ \text{happy}(A) :- \text{enjoys_lego}(A), \text{lego_builder}(A). \}$$

As this scenario illustrates, ILP learns human-readable hypotheses, which is crucial for explainable AI and ultra-strong ML (Michie, 1988). By contrast, the hypotheses induced by most other forms of ML are not human-readable.

1.2 Scenario 2: string transformations

Suppose you want to learn a string transformation program from *input* \mapsto *output* examples. For instance, suppose we want to learn a program that returns the last character of a string, such as:

Input	Output
machine	e
learning	g
algorithm	m

Most forms of ML would represent these examples as a table, such as using dummy variables². By contrast, ILP represents these examples as atoms, such as:

$$E^+ = \left\{ \begin{array}{l} \text{last}([m,a,c,h,i,n,e], e). \\ \text{last}([l,e,a,r,n,i,n,g], g). \\ \text{last}([a,l,g,o,r,i,t,m], m). \end{array} \right\}$$

The symbol *last* is the *target predicate* that we want to learn (the relation to generalise). The first argument of each atom represents an input list and the second argument represents an output value.

To induce a hypothesis for these examples, we need to provide an ILP system with BK that contains helper relations. For instance, we could provide common list operations, such as:

Name	Description	Example
<code>empty(A)</code>	A is an empty list	<code>empty([])</code> .
<code>head(A,B)</code>	B is the head of the list A	<code>head([c,a,t],c)</code> .
<code>tail(A,B)</code>	B is the tail of the list A	<code>tail([c,a,t],[a,t])</code> .

Given the aforementioned examples and BK with the above list operations, an ILP system could induce the hypothesis:

$$H = \left\{ \begin{array}{l} \text{last}(A,B) :- \text{tail}(A,C), \text{empty}(C), \text{head}(A,B). \\ \text{last}(A,B) :- \text{tail}(A,C), \text{last}(C,B). \end{array} \right\}$$

This hypothesis contains two rules. The first rule says that the relation $\text{last}(A,B)$ is true when the three literals $\text{tail}(A,C)$, $\text{empty}(C)$, and $\text{head}(A,B)$ are true. In other words, the first rule says that B is the last element of A when the tail of A is empty and B is the head of A. The second rule is recursive and says that $\text{last}(A,B)$ is true when the two literals $\text{tail}(A,C)$ and $\text{last}(C,B)$ are true. In other words, the second rule says that B is the last element of A when C is the tail of A and B is the last element of C.

As this scenario illustrates, ILP induces hypotheses that generalise beyond the training examples. For instance, this hypothesis generalises to lists of arbitrary length and elements not seen in the training examples. By contrast, many other forms of ML are notorious for their inability to generalise beyond the training data (Marcus, 2018; Chollet, 2019; Bengio et al., 2019).

1.3 Scenario 3: sorting

Consider inducing sorting algorithms. Suppose you have the following positive and negative examples, again denoted as atoms, where the first argument is an unsorted list and the second argument is a sorted list.

$$E^+ = \left\{ \begin{array}{l} \text{sort}([2,1],[1,2]). \\ \text{sort}([5,3,1],[1,3,5]). \end{array} \right\} \quad E^- = \left\{ \begin{array}{l} \text{sort}([2,1],[2,1]). \\ \text{sort}([1,3,1],[1,1,1]). \end{array} \right\}$$

Also suppose that as BK we have the same `empty`, `head`, and `tail` relations from the string transformation example and two additional relations:

2. Also known as *design variables* or *one-hot-encoding*.

Name	Description	Example
partition(Pivot,A,L,R)	L is a sublist of A containing elements less than or equal to Pivot and R is a sublist of A containing elements greater than the pivot	pivot(3,[4,1,5,2],[1,2],[4,5]).
append(A,B,C)	true when C is the concatenation of A and B	append([a,b,c],[d,e],[a,b,c,d,e]).

Given these three sets, an ILP system could induce the hypothesis:

$$H = \left\{ \begin{array}{l} \text{sort}(L1,L2):- \text{empty}(L1),\text{empty}(L2). \\ \text{sort}(L1,L2):- \text{head}(L1,\text{Pivot}),\text{partition}(\text{Pivot},L1,A1,B1), \\ \qquad \qquad \qquad \text{sort}(A1,A2),\text{sort}(B1,B2),\text{append}(A2,B2,L2). \end{array} \right\}$$

This hypothesis corresponds to the *quicksort* algorithm (Hoare, 1961). This scenario shows that ILP is a form of *inductive program synthesis* (Shapiro, 1983), where the goal is to automatically build executable computer programs. Again, this hypothesis generalises to lists of arbitrary length and elements not seen in the training examples.

1.4 Why ILP?

As these three toy scenarios illustrate, ILP is fundamentally different to most ML approaches. Most ML approaches, such as decision tree, support vector, and neural network learners, rely on statistical inference. By contrast, ILP relies on logical inference and relies heavily on techniques from *automated reasoning* and *knowledge representation*. Table 2 shows a vastly simplified comparison between ILP and statistical ML approaches. We now briefly discuss these differences.

	Statistical ML	ILP
Examples	Many	Few
Data	Tables	Logic programs
Hypotheses	Propositional/functions	First/higher-order relations
Explainability	Difficult	Possible
Knowledge transfer	Difficult	Easy

Table 2: A vastly simplified comparison between ILP and statistical ML approaches. This table is based on the table by Gulwani et al. (2015).

1.4.1 EXAMPLES

Many forms of ML are notorious for their inability to generalise from small numbers of training examples, notably deep learning (Marcus, 2018; Chollet, 2019; Bengio et al., 2019). For instance, if we train a neural system to add numbers with 10 digits, it might generalise to numbers with 20 digits, but when tested on numbers with 100 digits, the predictive accuracy drastically decreases (Reed & de Freitas, 2016; Kaiser & Sutskever, 2016). By contrast, ILP can induce hypotheses from small numbers of examples, often from a single example (Lin et al.,

2014; Muggleton et al., 2018). Moreover, as the string transformation and sorting scenarios show, ILP induces hypotheses that generalise beyond training data. In both scenarios, the hypotheses generalise to lists of arbitrary lengths and arbitrary elements. This data-efficiency is important because we often only have small amounts of training data. For instance, Gulwani (2011) applies techniques similar to ILP to induce programs from user-provided examples in Microsoft Excel to solve string transformation problems, where it is infeasible to ask a user for thousands of examples. This data-efficiency has made ILP attractive for applications in drug design, where millions of examples are not always easy to obtain (Section 6).

1.4.2 DATA

In contrast to most forms of ML, which learn using finite tables of examples and features, ILP learns using BK represented as a logic program. Using logic programs to represent data allows ILP to learn with complex relational information and allows for easy integration of expert knowledge. For instance, if the task is to recognise objects in images, a user can provide a theory of light as BK (Muggleton et al., 2018). If learning to recognise events, a user could provide the axioms of the event calculus as BK (Katzouris et al., 2015). If learning causal relations in causal networks, a user can encode constraints about the network (Inoue et al., 2013).

A key advantage of using relational BK is the ability to succinctly represent infinite relations. For instance, it is trivial to define a summation relation over the infinite set of natural numbers:

$$\text{add}(A, B, C) :- C = A + B.$$

By contrast, table-based ML approaches are restricted finite data and cannot represent this information. For instance, it is impossible to provide a decision tree learner (Quinlan, 1986, 1993) this infinite relation because it would require an infinite feature table. Even if we restricted ourselves to a finite set of n natural numbers, a table-based approach would still need n^3 features to represent the summation relation.

1.4.3 HYPOTHESES

Most forms of ML learn tables of numbers, i.e. estimate parameters. By contrast, ILP induces logic programs. Using logic programs to represent hypotheses has many benefits. Because they are closely related to relational databases, logic programs naturally support relational data such as graphs. Logic programs are Turing complete (Tärnlund, 1977), so can represent any computer program. Because of their expressivity, ILP can learn complex relational theories, such as cellular automata (Inoue et al., 2014), event calculus theories (Katzouris et al., 2016), Petri nets (Bain & Srinivasan, 2018), and, in general, complex algorithms (Cropper & Morel, 2020). Because of the symbolic nature of logic programs, ILP can reason about hypotheses, which allows it to learn *optimal* programs, such as minimal time-complexity programs (Cropper & Muggleton, 2019). Moreover, because induced hypotheses have the same language as the BK, they can be stored in the BK, making transfer learning trivial (Lin et al., 2014).

1.4.4 EXPLAINABILITY

Because of logic’s similarity to natural language, logic programs can be easily read by humans, which is crucial for explainable AI. Moreover, recent work by Muggleton et al. (2018) (also

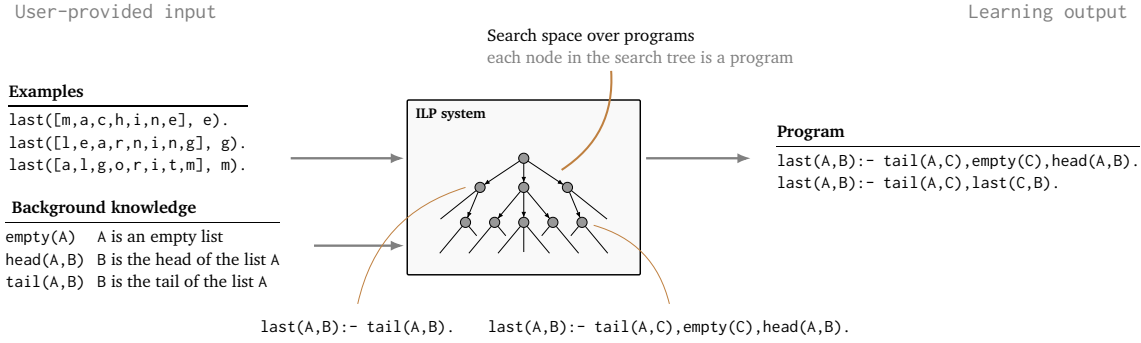


Figure 1: An ILP system learns programs from examples and user-provided BK. The system learns by searching a space of possible programs which are constructed from BK.

explored by Ai et al. (2020)) evaluates the comprehensibility of ILP hypotheses using Michie’s (1988) notion of *ultra-strong ML*, where a learned hypothesis is expected to not only be accurate but to also demonstrably improve the performance of a human when provided with the learned hypothesis. Because of this interpretability, ILP has long been used by domain experiments for *scientific discovery*³ (King et al., 1992; Srinivasan et al., 1996, 1997, 2006; Kaalia et al., 2016). For instance, the *Robot Scientist* (King et al., 2004) is a system that can uses ILP to generate hypotheses to explain data and can also automatically devise experiments to test the hypotheses, physically run the experiments, interpret the results, and then repeat the cycle. Whilst researching yeast-based functional genomics, the Robot Scientist became the first machine to independently discover new scientific knowledge (King et al., 2009).

1.4.5 KNOWLEDGE TRANSFER

Most ML algorithms are single-task learners and cannot reuse learned knowledge. For instance, although AlphaGo (Silver et al., 2016) has super-human Go ability, it cannot reuse this knowledge to play other games, nor the same game with a slightly different board. By contrast, because of its symbolic representation, ILP naturally supports lifelong and transfer learning (Torrey et al., 2007; Lin et al., 2014; Cropper, 2019, 2020), which is considered essential for human-like AI (Lake et al., 2016). For instance, when inducing solutions to a set of string transformation tasks, such as those in Scenario 2, Lin et al. (2014) show that an ILP system can automatically identify easier problems to solve, learn programs for them, and then *reuse* the learned programs to help learn programs for more difficult problems. Moreover, they show that this knowledge transfer approach leads to a hierarchy of reusable programs, where each program builds on simpler programs, which can be seen as *deep* ILP.

1.5 How does ILP work?

Building an ILP system (Figure 1) requires making several choices or assumptions. Understanding these assumptions is key to understanding ILP. We discuss these assumptions in Section 3.2 but briefly summarise them now.

3. See the work of Muggleton (1999b) for a (slightly outdated) summary of scientific discovery using ILP.

Learning setting. The central choice is how to represent examples. The examples in the three scenarios in this section are in the form of boolean concepts (*lego_builder*) or input-output examples (string transformation and sorting). Although boolean concepts and input-output examples are common representations, there are other representations. The representation determines the learning setting which in turn defines what it means for a program to solve the ILP problem.

Representation language. ILP represents data as a logic program. There are, however, many different types of logic programs, each with strengths and weaknesses. For instance, Prolog is a Turing-complete logic programming language often used in ILP. Datalog is a syntactical subset of Prolog that sacrifices features (such as data structures) and expressivity (it is not Turing-complete) to gain efficiency and decidability. Choosing a suitable representation language is crucial to determining which problems an ILP system can solve.

Defining the hypothesis space. The basic ILP problem is to search the hypothesis space for a suitable hypothesis. The hypothesis space contains all possible programs that can be built in the chosen representation language. Unrestricted, the hypothesis space is infinite, so it is important to restrict it to make the search feasible. The main way to restrict the hypothesis space is to enforce an *inductive bias* (Mitchell, 1997). The most common bias is a *language bias* which enforces restrictions on hypotheses, such as how many variables or relations can be in a hypothesis. Choosing an appropriate language bias is a major challenge in ILP.

Search method. Having defined the hypothesis space, the problem is to efficiently search it. Most ILP systems use a *top-down* or *bottom-up* approach. Top-down approaches (Quinlan, 1990; Blockeel & De Raedt, 1998; Bratko, 1999; Inoue et al., 2014) start with an overly general hypothesis and try to specialise it, similar to a decision tree learner (Quinlan, 1986, 1993). Bottom-up approaches (Muggleton, 1987; Muggleton & Buntine, 1988; Muggleton & Feng, 1990; Ribeiro & Inoue, 2014) start with an overly specific hypothesis and try to generalise it. Some approaches combine the two (Muggleton, 1995; Srinivasan, 2001). A third new approach has recently emerged called *meta-level* ILP (Inoue et al., 2013; Muggleton et al., 2015; Inoue, 2016; Law et al., 2020). This approach represents the ILP problem as a *meta-level* logic program, i.e. a program that reasons about programs. Such meta-level approaches often delegate the search for a hypothesis to an off-the-shelf solver (Corapi et al., 2011; Athakravi et al., 2013; Muggleton et al., 2014; Law et al., 2014; Kaminski et al., 2018; Evans et al., 2019; Cropper & Dumančić, 2020; Cropper & Morel, 2020) after which the meta-level solution is translated back to an standard solution for the ILP task. Meta-level approaches are exciting because they can often learn optimal and recursive programs.

1.6 Contributions

As Sammut (1993) states, ILP has its roots in research dating back to at least the 70s, with notable early contributions by Plotkin (1971) and Shapiro (1983). ILP as a field was founded in 1991 by Muggleton (Muggleton, 1991) and has since had an annual ILP conference. Since its founding, there have been several excellent ILP survey papers (Muggleton & De Raedt, 1994; Muggleton, 1999a; Page & Srinivasan, 2003; Muggleton et al., 2012) and books (Nienhuys-Cheng & Wolf, 1997; De Raedt, 2008). In this paper, our goal is to provide a new introduction to the field aimed at a general AI reader – although we assume some basic knowledge of logic and machine learning. Moreover, we go beyond existing surveys by including recent develop-

ments (Cropper et al., 2020a), such as new methods for learning recursive programs, predicate invention, and meta-level search methods.

The rest of the paper is organised as follows:

- We describe necessary logic programming notation (Section 2).
- We define the standard ILP learning settings (learning from entailment, learning from interpretations, and learning from satisfiability) (Section 3).
- We describe the basic assumptions required to build an ILP system (Section 3.2).
- We compare many ILP systems and describe the features they support (Section 4).
- We describe four ILP systems in detail (Aleph, TILDE, ASPAL, and Metagol) (Section 5).
- We summarise some of the key application areas of (Section 6).
- We briefly compare ILP to other forms of ML (Section 7).
- We conclude by outlining directions for future work (Section 8)

2. Logic programming

ILP uses logic programs (Kowalski, 1974) to represent BK, examples, and hypotheses. A logic program is fundamentally different to an imperative program (e.g. C, Java, Python) and very different to a functional program (e.g. Haskell, OCaml). Imperative programming views a program as a sequence of step-by-step instructions where computation is the process of executing the instructions. By contrast, logic programming views a program as a logical theory (a set of logical rules) where computation is various forms of deduction over the theory, such as searching for a proof or a model of it. Another major difference is that a logic program is *declarative* (Lloyd, 1994) because it allows a user to state *what* a program should do, rather than *how* it should work. This declarative nature means that the order of rules in a logic program does not matter.

In the rest of the section we introduce the basics of logic programming. We cover the syntax and semantics and briefly introduce different types of logic programs. We focus on concepts necessary for understanding ILP and refer the reader to more detailed expositions of logic programming (Nienhuys-Cheng & Wolf, 1997; De Raedt, 2008; Lloyd, 2012) and Prolog (Sterling & Shapiro, 1994; Bratko, 2012) for more information. Readers comfortable with logic can skip this section.

2.1 Syntax

We first define the syntax of a logic program:

- A *variable* is a string of characters starting with an uppercase letter, e.g. A , B , and C .
- A *function* symbol is a string of characters starting with a lowercase letter.
- A *predicate* symbol is a string of characters starting with a lowercase letter, e.g. `job` or `happy`. The *arity* n of a function or predicate symbol p is the number of arguments it takes and is denoted as p/n , e.g. `happy/1`, `head/2`, and `append/3`.
- A *constant* symbol is a function symbol with zero arity, e.g. `alice` or `bob`.
- A *term* is a variable, a constant symbol, or a function symbol of arity n immediately followed by a tuple of n terms.

- A term is *ground* if it contains no variables.
- An *atom* is a formula $p(t_1, \dots, t_n)$, where p is a predicate symbol of arity n and each t_i is a term, e.g. `lego_builder(alice)`, where `lego_builder` is a predicate symbol of arity 1 and `alice` is a constant symbol.
- An atom is *ground* if all of its terms are ground, e.g. `lego_builder(alice)` is ground but `lego_builder(A)`, where A is a variable, is not ground.
- The *negation* symbol is \neg .
- A *literal* is an atom A (a *positive literal*) or its negation $\neg A$ (a *negative literal*). For instance, `lego_builder(alice)` is both an atom and a literal but `\neg lego_builder(alice)` is only a literal because it additionally includes the negation symbol \neg .

A *clause* is a finite (possibly empty) set of literals. A clause represents a disjunction of literals. For instance, the following set is a clause:

$$\{\text{happy}(A), \neg \text{lego_builder}(A), \neg \text{enjoys_lego}(A)\}$$

The variables in a clause are implicitly *universally quantified*, so we do not use quantifiers. A clause is ground if it contains no variables. A *clausal theory* is a set of clauses. A *Horn* clause is a clause with at most one positive literal. In logic programming we represent clauses in reverse implication form:

$$h \leftarrow b_1, b_2, \dots, b_n.$$

The symbol h is an atom (a positive literal) and is called the *head* of the clause. The symbols b_i are literals and are called the *body* of the clause. The notation b_1, b_2, \dots, b_n is shorthand for a conjunction of literals, i.e. $b_1 \wedge b_2 \wedge \dots \wedge b_n$. We sometimes use the name *rule* instead of clause. We often replace the symbol \leftarrow with $:-$ to make it easier to write programs:

$$h:- b_1, b_2, \dots, b_n.$$

Informally, a rule states that the head is true if the body is true, i.e. all of the body literals are true. For instance, recall from the introduction the rule:

$$\text{happy}(A):- \text{lego_builder}(A), \text{enjoys_lego}(A).$$

This rule says that `happy(A)` is true when both `lego_builder(A)` and `enjoys_lego(A)` are true, where A is a variable which can be bound to a person. We can use this rule to *deduce* knowledge. For instance, using the data from the introduction, this rule says that `happy(alice)` is true because both `lego_builder(alice)` and `enjoys_lego(alice)` are true. Table 3 shows specific types of clauses.

A key concept in logic programming is that of a *substitution*. Simultaneously replacing variables v_1, \dots, v_n in a clause with terms t_1, \dots, t_n is called a *substitution* and is denoted as $\theta = \{v_1/t_1, \dots, v_n/t_n\}$. For instance, applying the substitution $\theta = \{A/\text{bob}\}$ to `loves(alice, A)` results in `loves(alice, bob)`. A substitution θ *unifies* atoms A and B in the case $A\theta = B\theta$. A clause C θ -subsumes a clause D whenever there exists a substitution θ such that $C\theta \subseteq D$.

A *definite logic program* is a set of definite clauses.

Name	Description	Example
Definite clause	A Horn clause with exactly one positive literal	<code>qsort(A,B):- empty(A),empty(B).</code>
Goal (or denial)	A Horn clause with no head (no positive literal)	<code>:- head(A,B),head(B,A).</code>
Unit clause	A definite clause with no body (no negative literals). We often drop the implication arrow for unit clauses.	<code>loves(alice,X).</code>
Fact	A ground unit clause. As with unit clauses, we often drop the implication arrow for facts.	<code>loves(andy,laura).</code>

Table 3: Types of Horn clauses.

2.2 Semantics

The semantics of logic programs are based on the concepts of a Herbrand *universe*, *base*, and *interpretation*. All three concepts build upon a given *vocabulary* \mathcal{V} containing all constants, functions, and predicate symbols of a program. The Herbrand universe is the set of all ground terms that can be formed from the constants and functions symbols in \mathcal{V} . For instance, the Herbrand universe of the lego builder example (Section 1.1) is

$$\{\text{alice}, \text{bob}, \text{claire}, \text{dave}\}.$$

If the example also contained the function symbol `age/1`, then the Herbrand universe would be the infinite set:

$$\{\text{alice}, \text{bob}, \text{claire}, \text{dave}, \text{age}(\text{alice}), \text{age}(\text{bob}), \text{age}(\text{age}(\text{alice})), \dots\}.$$

The Herbrand base is the set of all ground atoms that can be formed from the predicate symbols in \mathcal{V} and the terms in the corresponding Herbrand universe. For instance, the Herbrand base of the lego builder example is:

$$\left\{ \begin{array}{l} \text{happy}(\text{alice}), \text{happy}(\text{bob}), \text{happy}(\text{claire}), \text{happy}(\text{dave}), \\ \text{lego_builder}(\text{alice}), \text{lego_builder}(\text{bob}), \text{lego_builder}(\text{claire}), \text{lego_builder}(\text{dave}), \\ \text{estate_agent}(\text{alice}), \text{estate_agent}(\text{bob}), \text{estate_agent}(\text{claire}), \text{estate_agent}(\text{dave}), \\ \text{enjoys_lego}(\text{alice}), \text{enjoys_lego}(\text{bob}), \text{enjoys_lego}(\text{claire}), \text{enjoys_lego}(\text{dave}) \end{array} \right\}.$$

A Herbrand interpretation assigns truth values to the elements of a Herbrand base. By convention, a Herbrand interpretation includes ground atoms which are true, assuming that every atom not included is false. For instance, the Herbrand interpretation corresponding to the example in Section 1.1 is:

$$\left\{ \begin{array}{l} \text{happy}(\text{alice}), \text{lego_builder}(\text{alice}), \text{lego_builder}(\text{bob}), \text{estate_agent}(\text{claire}), \\ \text{estate_agent}(\text{dave}), \text{enjoys_lego}(\text{alice}), \text{enjoys_lego}(\text{claire}) \end{array} \right\}.$$

A Herbrand interpretation is a model for a clause if, for all ground substitutions θ , $\text{head}\theta$ is true whenever $\text{body}\theta$ is true. A Herbrand interpretation is a model for a set of clauses if it is a model for every clause in it. For instance, the Herbrand interpretation from the previous paragraph is a model for the clause:

```
happy(A):- lego_builder(A), enjoys_lego(A).
```

because every substitution that makes the body ($\theta=\{A/\text{alice}\}$) true also makes the head true. By contrast, the interpretation is not a model of the clause:

```
enjoys_lego(A):- estate_agent(A).
```

because the substitution $\theta=\{A/\text{dave}\}$ makes the body true but not the head.

A clause c is a logical consequence of a theory T if every Herbrand model of T is also a model of c and c is said to be *entailed* by T , written $T \models c$.

2.3 Types of logic programs

There are various different types or fragments of logic programs. We now cover some of the most important ones for ILP.

2.3.1 CLAUSAL LOGIC

Logic programming is based on clausal logic. An advantage of clausal logic is the simple representation: sets of literals. Clausal programs are of the form:

```
head1; ...; headm :- body1, ..., bodyn.
```

In this program, the symbol `;` denotes *disjunction*. Clausal programs can have multiple consequences. For instance, stating that *a human is either male or female* can be expressed as:

```
female(X); male(X) :- human(X).
```

Another advantage of clausal logic is the existence of efficient inference engines. Robinson (1965) shows that a single rule of inference (the resolution principle) is both sound and refutation complete for clausal logic. Resolution now forms the foundation of logic in AI, and is, for instance, the fundamental operation in the DPLL procedure (Davis et al., 1962) which forms the basis for most efficient complete SAT solvers.

2.3.2 HORN LOGIC

Most ILP systems induce Horn programs. In contrast to clausal logic, Horn clause have at most one head literal. All programs mentioned in the introduction are Horn programs, such as the program for extracting the last element of the list:

```
last(A,B):- tail(A,C),empty(C),head(A,B).
last(A,B):- tail(A,C),last(C,B).
```

One reason for focusing on Horn theories, rather than full clausal theories, is SLD-resolution (Kowalski & Kuehner, 1971), an inference rule that sacrifices expressibility for efficiency. For instance, the clause $p(a) \vee p(a)$ cannot be expressed in Horn logic because it has two positive literals. Horn logic is, however, still Turing complete (Tärnlund, 1977). The efficiency benefits of Horn theories come from their properties when performing resolution on them. The resolvent of two Horn clauses is itself a Horn clause. The resolvent of a goal clause and a definite clause is a goal clause. These properties lead to greater efficiency during inference (basically, SLD-resolution needs to consider fewer options when searching for a proof).

2.3.3 PROLOG

Prolog (Kowalski, 1988; Colmerauer & Roussel, 1993) is a logic programming language based on SLD-resolution. Pure Prolog is restricted to Horn clauses. Most Prolog implementations allow extra-logical features, such as cuts. Prolog is not purely declarative because of constructs like cut, which means that a procedural reading of a Prolog program is needed to understand it. In other words, the order of clauses in a Prolog program has a major influence on its execution and results. Computation in a Prolog program is proof search.

2.3.4 DATALOG

Datalog is a subfragment of definite programs. The main two restrictions are (i) every variable in the head literal must also appear in a body literal, and (ii) complex terms as arguments of predicates are disallowed, e.g. $p(f(1), 2)$ or lists. Therefore, the list manipulation programs from previous sections cannot (easily) be expressed in Datalog. In contrast, Datalog is sufficient for the *happy* Scenario because where structured terms are not needed:

```
happy(A):- lego_builder(A), enjoys_lego(A).
```

Compared to definite programs, the main advantage of Datalog is decidability (Dantsin et al., 2001). However, this decidability comes at the cost of expressivity as Datalog is not Turing complete. By contrast, definite programs with function symbols have the expressive power of Turing machines and are consequently undecidable (Tärnlund, 1977). Unlike Prolog, Datalog is purely declarative.

2.3.5 NON-MONOTONIC LOGIC

A logic is monotonic when adding a clause to it does not reduce the logical consequences of that theory. Definite programs are monotonic because anything that could be deduced before a clause is added to it can still be deduced after it is added. In other words, adding a clause to a definite program cannot remove logical consequences of the program. A logic is non-monotonic if some conclusions can be removed by adding more knowledge. For instance, consider the following propositional program:

```
sunny.
happy:- sunny.
```

This program states it is sunny and that I am happy if it is sunny. We can therefore deduce that I am happy because it is sunny. Now suppose that I added another rule:

```
sunny.
happy:- sunny.
happy:- rich.
```

This new rule states that I am also happy if I am rich. Note that by the closed world assumption, we know I am not rich. After adding this rule, we can still deduce that I am happy from the first rule.

Now consider the following non-monotonic program.

```
sunny.
happy:- sunny, not weekday.
```

This program states it is sunny and I am happy if it is sunny and it is not a weekday. By the closed world assumption, we can deduce that it is not a weekday, so we can deduce that I am happy because it is sunny and it is not a weekday. Now suppose we added knowledge that it is a weekday.

```
sunny.
happy:- sunny, not weekday.
weekday.
```

Then we can no longer deduce that I am happy. In other words, by adding knowledge that it is a weekday, the conclusion that I am happy no longer holds.

Definite programs with *negation as failure* (NAF) (Clark, 1977) are non-monotonic. The term *normal logic program* is often used to describe logic programs with NAF in the body. There are many different semantics ascribed to non-monotonic programs, including completion (Clark, 1977), well-founded (Gelder et al., 1991), and stable model (answer set) (Gelfond & Lifschitz, 1988) semantics. Discussing the differences of these semantics is beyond the scope of this paper.

2.3.6 ANSWER SET PROGRAMMING

Answer set programming is a form of logic programming based on stable model (answer set) semantics (Gelfond & Lifschitz, 1988). Whereas a definite logic program has only one model (the least Herbrand model), an ASP program can have one, many, or even no models (answer sets). This makes ASP particularly attractive for expressing common-sense reasoning (Law et al., 2018a). In addition, similar to Datalog, an answer set program is purely declarative. ASP also supports additional language features, such as aggregates and weak and hard constraints. Computation in ASP is the process of finding models. Answer set solvers perform the search and thus generate models. Most ASP solvers (Gebser et al., 2012), in principle, always terminate (unlike Prolog query evaluation, which may lead to an infinite loop). We refer the reader to the excellent book by Gebser, Kaminski, Kaufmann, and Schaub (2012) for more information.

3. Inductive logic programming

In the introduction we described three toy ILP scenarios. In each case, the problem was formed of three sets B (background knowledge), E^+ (positive examples), and E^- (negative examples). We informally stated the ILP problem is to induce a hypothesis H that with B generalises E^+ and E^- . We now formalise this problem.

According to De Raedt (1997), there are three main ILP learning settings: learning from *entailment* (LFE), *interpretations* (LFI), and *satisfiability* (LFS). LFE and LFI are by far the most popular learning settings, so we only cover these two. Moreover, De Raedt (1997) showed that LFI reduces to LFE, which in turn reduces to LFS.

In each setting, the symbol \mathcal{X} denotes the *example space*, the set of examples for which a concept is defined; \mathcal{B} denotes the language of *background knowledge*, the set of all clauses that could be provided as background knowledge; and \mathcal{H} denotes the *hypothesis space*, the set of all possible hypotheses.

3.1 Learning from entailment

LFE is by far the most popular ILP setting (Shapiro, 1983; Muggleton, 1987; Muggleton & Buntine, 1988; Muggleton & Feng, 1990; Quinlan, 1990; Muggleton, 1995; Bratko, 1999; Srinivasan, 2001; Ray, 2009; Muggleton et al., 2015; Cropper & Morel, 2020). The LFE problem is:

Definition 1 (Learning from entailment). Given a tuple (B, E^+, E^-) where:

- $B \subseteq \mathcal{B}$ denotes background knowledge
- $E^+ \subseteq \mathcal{X}$ denotes positive examples of the concept
- $E^- \subseteq \mathcal{X}$ denotes negative examples of the concept

The goal LFE is to return a hypothesis $H \in \mathcal{H}$ such that:

- $\forall e \in E^+, H \cup B \models e$ (i.e. H is *complete*)
- $\forall e \in E^-, H \cup B \not\models e$ (i.e. H is *consistent*)

Example 1. Consider the learning from entailment tuple:

$$B = \left\{ \begin{array}{l} \text{lego_builder(alice).} \\ \text{lego_builder(bob).} \\ \text{estate_agent(claire).} \\ \text{estate_agent(dave).} \\ \text{enjoys_lego(alice).} \\ \text{enjoys_lego(claire).} \end{array} \right\} \quad E^+ = \{ \text{happy(alice).} \} \quad E^- = \left\{ \begin{array}{l} \text{happy(bob).} \\ \text{happy(claire).} \\ \text{happy(dave).} \end{array} \right\}$$

Also assume that we have the hypothesis space:

$$\mathcal{H} = \left\{ \begin{array}{l} h_1: \text{happy}(A) :- \text{lego_builder}(A). \\ h_2: \text{happy}(A) :- \text{estate_agent}(A). \\ h_3: \text{happy}(A) :- \text{likes_lego}(A). \\ h_4: \text{happy}(A) :- \text{lego_builder}(A), \text{estate_agent}(A). \\ h_5: \text{happy}(A) :- \text{lego_builder}(A), \text{enjoys_lego}(A). \\ h_6: \text{happy}(A) :- \text{estate_agent}(A), \text{enjoys_lego}(A). \end{array} \right\}$$

Then we can consider which hypotheses an ILP system should return:

- $B \cup h_1 \models \text{happy(bob)}$ so is inconsistent
- $B \cup h_2 \not\models \text{happy(alice)}$ so is incomplete
- $B \cup h_3 \models \text{happy(claire)}$ so is inconsistent
- $B \cup h_4 \not\models \text{happy(alice)}$ so is incomplete
- $B \cup h_5$ is both complete and consistent
- $B \cup h_6 \not\models \text{happy(alice)}$ so is incomplete

The LFE problem in Definition 1 is general. ILP systems impose strong restrictions on \mathcal{X} , \mathcal{B} , and \mathcal{H} . For instance, some restrict \mathcal{X} to only contain atoms whereas others allow clauses. Some restrict \mathcal{H} to contain only Datalog clauses. We discuss these biases in Section 3.2.

According to Definition 1, a hypothesis must entail every positive example (be *complete*) and no negative examples (be *consistent*). However, training examples are often noisy, so it is difficult to find a hypothesis that is both complete and consistent. Therefore, most approaches relax this definition and try to find a hypothesis that covers as many positive and as few negative examples as possible. Precisely what this means depends on the system. For instance, the default cost function in Aleph (Srinivasan, 2001) is *coverage*, defined as the number of positive examples covered subtracted by the number of negative examples covered. Other systems also consider the size of a hypothesis, typically the number of clauses or literals in it. We discuss noise handling in Section 4.1.

3.2 Learning from interpretations

The second most popular (De Raedt & Dehaspe, 1997; Blockeel & De Raedt, 1998; Inoue et al., 2014; Law et al., 2014) learning setting is LFI where an example is an interpretation, i.e. a set of facts. The LFI problem is:

Definition 2 (Learning from interpretations). Given a tuple (B, E^+, E^-) where:

- $B \subseteq \mathcal{B}$ denotes background knowledge
- $E^+ \subseteq \mathcal{X}$ denotes positive examples of the concept, each example being a set of facts
- $E^- \subseteq \mathcal{X}$ denotes negative examples of the concept, each example being a set of facts

The goal of LFI is to return a hypothesis $H \in \mathcal{H}$ such that:

- $\forall e \in E^+, e$ is a model of $H \cup B$
- $\forall e \in E^-, e$ is not a model of $H \cup B$

Example 2. To illustrate LFI, we use the example from (Raedt & Kersting, 2008). Consider the following BK

$$B = \left\{ \begin{array}{lll} \text{father}(\text{henry}, \text{bill}). & \text{father}(\text{alan}, \text{betsy}) & \text{father}(\text{alan}, \text{benny}). \\ \text{mother}(\text{beth}, \text{bill}). & \text{mother}(\text{ann}, \text{betsy}). & \text{mother}(\text{alice}, \text{benny}). \end{array} \right\}$$

and the following examples

$$E^+ = \left(\begin{array}{l} e_1 = \left\{ \begin{array}{l} \text{carrier}(\text{alan}). \\ \text{carrier}(\text{ann}). \\ \text{carrier}(\text{betsy}). \end{array} \right\} \\ e_2 = \left\{ \begin{array}{l} \text{carrier}(\text{benny}). \\ \text{carrier}(\text{alan}). \\ \text{carrier}(\text{alice}). \end{array} \right\} \end{array} \right)$$

$$E^- = \left\{ e_3 = \left\{ \begin{array}{l} \text{carrier}(\text{henry}). \\ \text{carrier}(\text{beth}). \end{array} \right\} \right\}$$

Also assume the following hypothesis space

$$\mathcal{H} = \left\{ \begin{array}{l} h_1 = \text{carrier}(X) :- \text{mother}(Y, X), \text{carrier}(Y), \text{father}(Z, X), \text{carrier}(Z). \\ h_2 = \text{carrier}(X) :- \text{mother}(Y, X), \text{father}(Z, X). \end{array} \right\}$$

To solve the LFI problem (Definition 2), we need to find a hypothesis H such that e_1 and e_2 are models of $H \cup B$ and e_3 is not. The hypothesis h_1 covers both e_1 and e_2 , i.e., for every substitution θ such that $\text{body}(h_1)\theta \subseteq B \cup e_1 \cup e_2$ holds, it also holds that $\text{head}(h_1)\theta \subseteq B \cup e_1 \cup e_2$. h_1 does not cover e_3 as there exists a substitution $\theta = \{X/\text{bill}, Y/\text{beth}, Z/\text{henry}\}$ such that body holds but the head does not. For the same reason, h_2 does not cover any of the examples.

Building an ILP system requires making several choices or assumptions, which are part of the *inductive bias* of a learner. An inductive bias is essential for tractable learning and all ML approaches impose an inductive bias (Mitchell, 1997). Understanding these assumptions is key to understanding ILP. The choices can be categorised as:

- **Learning setting:** how to represent examples
- **Representation language:** how to represent BK and hypotheses
- **Language bias:** how to define the hypothesis space
- **Search method:** how to search the hypothesis space

Table 4 shows the assumptions of some ILP systems. This table excludes many important ILP systems, including interactive systems, such as Marvin (Sammut, 1981), MIS (Shapiro, 1983), DUCE (Muggleton, 1987), Cigol (Muggleton & Buntine, 1988), and Clint (De Raedt & Bruynooghe, 1992), and probabilistic systems, such as SLIPCOVER (Bellodi & Riguzzi, 2015) and ProbFOIL (De Raedt et al., 2015). Covering all systems is beyond the scope of this paper. We discuss these differences/assumptions.

3.3 Setting

The three main ILP learning settings are learning from *entailment*, *interpretations*, and *satisfiability* (Section 3). Most ILP systems learn from entailment or interpretations. Within the learning from entailment setting, there are further distinctions. Some systems, such as Progol (Muggleton, 1995), allow for clauses as examples. Most systems, however, learn from sets of facts, so this dimension of comparison is not useful.

3.4 Hypotheses

The clearest way to differentiate ILP systems is by the hypotheses they learn. The simplest distinction is between systems that learn propositional programs, such as Duce (Muggleton, 1987), and those that learn first-order programs. Almost all ILP systems learn first-order (or higher-order) programs, so this distinction is not useful. For systems that learn first-order programs, there are classes of programs that they learn. We now cover a selection of them.

3.4.1 CLAUSAL LOGIC

Some ILP systems induce full (unrestricted) clausal theories, such as Claudien (De Raedt & Dehaspe, 1997) and CF-induction (Inoue, 2004). However, reasoning about full clausal theories

System	Setting	Hypotheses	BK	Language Bias	Search method
FOIL	LFE	Definite	Definite ^a	n/a ^b	TD
Progol	LFE	Normal	Normal	Modes	BU+TD
Aleph	LFE	Normal	Normal	Modes	BU+TD
TILDE	LFI	Logical trees	Normal	Modes	TD
XHAIL	LFE	Normal	Normal	Modes	BU
ASPAL	LFE	Normal	Normal	Modes	ML
ILASP	LFI	ASP	ASP	Modes	ML
Metagol	LFE	Definite	Normal	Metarules	ML
∂ILP	LFE	Datalog	Facts	Metarules ^c	ML
Popper	LFE	Definite	Normal	Declarations	ML

Table 4: Assumptions made of popular ILP systems. TD stands for *top-down*, BU stands for *bottom-up*, and ML stands for *meta-level*.

a. The original FOIL setting is more restricted than the table shows and can only have BK in the form of facts and it does not allow for functions (De Raedt, 2008).

b. The FOIL paper does not discuss its language bias.

c. ∂ ILP uses rule templates which can be seen as a generalisation of metarules.

is computationally expensive, so most ILP systems learn sub-fragments (restrictions) of clausal logic.

3.4.2 DEFINITE PROGRAMS

Definite programs support complex data structures, such as lists. ILP systems that aim to induce algorithms and general-purpose programs (Shapiro, 1983; Bratko, 1999; Muggleton et al., 2015; Cropper & Muggleton, 2016, 2019; Cropper & Morel, 2020) often induce definite programs, typically as Prolog programs. A key motivation for inducing Prolog programs is that there are many efficient Prolog implementations, such as YAP (Costa et al., 2012) and SWI-Prolog (Wielemaker et al., 2012).

3.4.3 DATALOG.

Datalog is a syntactical subset of Horn logic. Datalog is a truly declarative language. By contrast, reordering clauses and literals in a Prolog program can change the results (and can easily lead to non-terminating programs). Whereas a Prolog query may never terminate, a Datalog query is guaranteed to terminate. This decidability, however, comes at the expense of not being a Turing-complete language. Because of this decidability, some ILP systems induce Datalog programs (Evans & Grefenstette, 2018; Kaminski et al., 2018; Evans et al., 2019).

3.4.4 NORMAL PROGRAMS

Many ILP systems learn normal logic programs (Section 2.3.5). The main motivation for learning normal programs is that many practical applications require non-monotonic reasoning. Moreover, it is often simpler to express a concept with negation. For instance, consider the following ILP problem:

$$B = \left\{ \begin{array}{l} \text{bird}(A) \text{ :- } \text{penguin}(A) \\ \text{bird}(\text{alvin}) \\ \text{bird}(\text{betty}) \\ \text{bird}(\text{charlie}) \\ \text{penguin}(\text{doris}) \end{array} \right\} E^+ = \left\{ \begin{array}{l} \text{flies}(\text{alvin}) \\ \text{flies}(\text{betty}) \\ \text{flies}(\text{charlie}) \end{array} \right\} E^- = \{ \text{flies}(\text{doris}) \}$$

Without negation it is difficult to induce a general hypothesis for this problem. By contrast, with negation an ILP system could learn the hypothesis:

$$H = \{ \text{flies}(A) \text{ :- } \text{bird}(A), \text{ not } \text{penguin}(A) \}$$

ILP approaches that learn normal logic programs can further be characterised by their semantics, such as whether they are based on completion (Clark, 1977), well-founded (Gelder et al., 1991), or stable model (answer set) (Gelfond & Lifschitz, 1988) semantics. Discussing the differences between these semantics is beyond the scope of this paper.

3.4.5 ANSWER SET PROGRAMS

Inducing ASP programs is a relatively new topic (Otero, 2001). There are several benefits to learn ASP programs. When learning Prolog programs with negation, the programs must be stratified, or otherwise the learned program may loop under certain queries (Law et al., 2018a). ASP programs support rules that are not available in Prolog, such as choice rules and weak and hard constraints. For instance, ILASP (Law et al., 2014), can learn the following definition of a Hamiltonian graph (taken from Law et al. (2020)) represented as an ASP program:

```
0 in(V0, V1) 1 :- edge(V0, V1).
reach(V0) :- in(1, V0).
reach(V1) :- reach(V0), in(V0, V1).
:- not reach(V0), node(V0).
:- V1 != V2, in(V0, V2), in(V0, V1).
```

This program contains features not found in Prolog programs, such as a *choice rule* (the first line), which states that the literal `in(V0,V1)` can be true, but need not be. The bottom two lines are *hard constraints*, which are also not usually found by ILP systems that learn Prolog programs.

Approaches to learning ASP programs can be divided into two categories: *brave learners*, which aim to learn a program such that at least one answer set covers the examples, and *cautious learners*, which aim to find a program which covers the examples in all answer sets. We refer to the work of Sakama and Inoue (2009) and Law et al. (2018a) for more information about these different approaches.

3.4.6 HIGHER-ORDER PROGRAMS

Most ILP systems learn first-order programs. However, as many programmers know, there are benefits in using higher-order representations. For instance, suppose you have some encrypted/decrypted strings represented as Prolog facts:

$$E^+ = \left\{ \begin{array}{l} \text{decrypt}([d,b,u],[c,a,t]) \\ \text{decrypt}([e,p,h],[d,o,g]) \\ \text{decrypt}([h,p,p,t,f],[g,o,o,s,e]) \end{array} \right\}$$

Your goal is to induce a decryption program from these examples. Given these examples and suitable BK, an ILP system could learn the first-order program:

$$H = \left\{ \begin{array}{l} \text{decrypt}(A,B) :- \text{empty}(A), \text{empty}(B) \\ \text{decrypt}(A,B) :- \text{head}(A,C), \text{chartoint}(C,D), \text{prec}(D,E), \text{inttochar}(E,F), \\ \quad \text{head}(B,F), \text{tail}(A,G), \text{tail}(B,H), \text{decrypt}(G,H) \end{array} \right\}$$

This program defines a Caesar cypher which shifts each character back once (e.g. $z \mapsto y$, $y \mapsto x$, etc). Although correct (ignoring the modulo operation for simplicity), this program is long and difficult to read. To overcome this limitation, some ILP systems (Cropper et al., 2020) learn higher-order logic programs, such as:

$$H = \left\{ \begin{array}{l} \text{decrypt}(A,B) :- \text{map}(A,B,\text{inv}) \\ \text{inv}(A,B) :- \text{char_to_int}(A,C), \text{prec}(C,D), \text{int_to_char}(D,B) \end{array} \right\}$$

This program is higher-order because it allows for quantification over variables that can be bound to predicate symbols. In other words, this program is higher-order because it allows literals to take predicate symbols as arguments. The symbol *inv* is *invented* and is used as an argument for *map/3* in the first clause and as a predicate symbol in the second clause. The higher-order program is much smaller than the first-order program because the higher-order background relation *map/3* abstracts away the need to learn a recursive program. Cropper et al. (2020) show that inducing higher-order programs can drastically improve learning performance in terms of predictive accuracy, sample complexity, and learning times.

3.4.7 DISCUSSION

Why do systems learn so many different types of hypotheses? The systems differ mostly because of the problems they are designed to solve. For instance, Metagol and Popper are designed for program synthesis tasks, where the goal is to learn *executable* computer programs that reason over complex data structures and infinite domains, so both systems induce Prolog programs. By contrast, TILDE and ILASP focus on learning predictive rules, which typically do not require complex structures.

To illustrate a difference, reconsider the quicksort example from the introduction represented as a Prolog program:

$$H = \left\{ \begin{array}{l} \text{sort}(L1, L2) :- \text{empty}(L1), \text{empty}(L2). \\ \text{sort}(L1, L2) :- \text{head}(L1, \text{Pivot}), \text{partition}(\text{Pivot}, L1, A1, B1), \\ \quad \text{sort}(A1, A2), \text{sort}(B1, B2), \text{append}(A2, B2, L2). \end{array} \right\}$$

Given this program, we can use Prolog to query whether $\text{sort}(A, B)$ holds for specific values of A and B . For instance, we can call $\text{sort}([1, 2, 3], [1, 2, 3])$, which Prolog will tell us is true. We can call $\text{sort}([1, 3, 2], [1, 3, 2])$, which Prolog will tell us is false. This type of querying can be seen as *classification* because we classify the truth or falsity of a particular atom. Prolog programs can also be *queried* with variables to ask for *answer substitutions*. For instance, we can call $\text{sort}([1, 3, 2], A)$ and ask for an answer substitution for A and Prolog will return $A = [1, 2, 3]$. Because we are reasoning about relations we can also call $\text{sort}(A, [1, 2, 3])$ and ask for an answer substitution for A and, depending on the exact definitions of the body literals, Prolog may return $A = [3, 2, 1]$. In fact, Prolog could return all possible values for A , i.e. all unsorted lists that can be sorted to $[1, 2, 3]$. Such querying is not possible with standard ASP approaches because an ASP solver tries to find a model of the program. To make this distinction clear, suppose we have the above *sort/2* program and the unsorted list $[5, 4, 7, 8, 2, 1, 6]$. To deduce a sorted list we could query the Prolog program by calling $\text{sort}([5, 4, 7, 8, 2, 1, 6], A)$ and Prolog will return the answer substitution $[1, 2, 4, 5, 6, 7, 8]$. By contrast, if we wanted to deduce a sorted list using a standard ASP approach (we ignore that ASP systems do not usually support lists), we would need to enumerate every possible list l and check whether $\text{sort}([5, 4, 7, 8, 2, 1, 6], l)$ holds, or, to put it another way, would need to enumerate the unsorted / sorted list pairs.

3.4.8 COMPLEX RELATIONS

ILP uses BK, which is similar to features used in other forms of machine learning. However, whereas features are finite tables, BK is a logic program. Using logic programs to represent data allows ILP to learn with complex relational information. For instance, if the task is to recognise objects in images, a user can provide a theory of light as BK (Muggleton et al., 2018). If learning to recognise events, a user could provide the axioms of the event calculus as BK (Katzouris et al., 2015). If learning causal relations in causal networks, a user can encode constraints about the network (Inoue et al., 2013).

Suppose we want to learn list or string transformation programs, we might want to supply helper relations, such as *head/2*, *tail/2*, and *last/2* as BK:

$$B = \left\{ \begin{array}{l} \text{head}([H|_], H). \\ \text{tail}([_|T], T). \\ \text{last}([H], H). \\ \text{last}([_|T1], A) :- \text{tail}(T1, T2), \text{last}(T2, A). \end{array} \right\}$$

These relations hold for lists of any length and of any type. By contrast, if we wanted to do the same with a table-based ML approach, we would need to pre-compute these facts for use in, for instance, a one-hot-encoding representation. Such an approach is infeasible for large domains and is clearly impossible for infinite domains, such as the natural numbers.

As a second example, suppose you want to learn the definition of a prime number. Then you might want to give an ILP system the ability to perform arithmetic reasoning, such as using the Prolog relations:

$$B = \left\{ \begin{array}{l} \text{even}(A) :- \text{0 is mod}(A, 2). \\ \text{odd}(A) :- \text{1 is mod}(A, 2). \\ \text{sum}(A, B, C) :- C \text{ is } A+B. \\ \text{gt}(A, B) :- A > B. \\ \text{lt}(A, B) :- A < B. \end{array} \right\}$$

These relations are general and hold for arbitrary numbers. For instance, we do not need to pre-compute all the sum/3 facts, which is clearly impossible for the set of natural numbers. By contrast, table-based ML approaches are restricted to finite propositional data. For instance, it is impossible to use the greater than relation over the set of natural numbers in a decision tree learner because it would require an infinite feature table.

3.4.9 CONSTRAINTS

BK allows a human to encode prior knowledge of a problem. As a trivial example, if learning banking rules to determine whether two companies can lend to each other, you may encode a prior constraint to prevent two companies from lending to each other if they are owned by the same parent company:

```
:-
    lend(CompanyA, CompanyB),
    parent(CompanyA, CompanyC),
    parent(CompanyB, CompanyC).
```

A second example (taken from the Aleph manual (Srinivasan, 2001)) comes from a pharmaceutical application where a user expresses two constraints over possible hypotheses:

```
:-
    hypothesis(Head, Body, _),
    has_pieces(Body, Pieces),
    length(Pieces, N),
    N <= 2.

:-
    hypothesis(_, Body, _),
    has_pieces(Body, Pieces),
    incomplete_distances(Body, Pieces).
```

The first constraint states that hypotheses are unacceptable if they have fewer than three *pieces*. The second constraint states that hypotheses are unacceptable if they do not specify the distances between all pairs of pieces.

3.4.10 DISCUSSION

As with choosing appropriate features in other forms of ML, choosing appropriate BK in ILP is crucial for good learning performance. ILP has traditionally relied on predefined and hand-crafted BK, often designed by domain experts. However, it is often difficult and expensive to obtain such BK. Indeed, the over reliance on hand-crafted BK is a common criticism of ILP (Evans & Grefenstette, 2018). The difficulty is finding the balance of having enough BK to solve a problem, but not too much that a system becomes overwhelmed. We discuss these two issues.

Too little BK. If we use too little or insufficient BK then we may exclude the target hypothesis. For instance, reconsider the string transformation problem from the introduction, where we want to learn a program that returns the last character of a string from examples such as:

$$E^+ = \left\{ \begin{array}{l} \text{last}([m,a,c,h,i,n,e], e) \\ \text{last}([l,e,a,r,n,i,n,g], g) \\ \text{last}([a,l,g,o,r,i,t,m], m) \end{array} \right\}$$

To induce a hypothesis from these examples, we need to provide an ILP system with suitable BK. For instance, we might provide BK that contains relations for common list/string operations, such as `empty/1`, `head/2`, and `tail/2`. Given these three relations, an ILP system could learn the program:

$$H = \left\{ \begin{array}{l} \text{last}(A,B) :- \text{tail}(A,C), \text{empty}(C), \text{head}(A,B). \\ \text{last}(A,B) :- \text{tail}(A,C), \text{last}(C,B). \end{array} \right\}$$

However, suppose that the user had not provided `tail/2` as BK. Then how could an ILP system learn the above hypothesis? This situation is a major problem for ILP systems.

Two recent avenues of research attempt to overcome this limitation. The first idea is to enable an ILP system to automatically *invent* new predicate symbols, which we discuss in Section 4.4, which has been shown to mitigate missing BK (Cropper & Muggleton, 2015). The second idea is to perform lifelong and transfer learning to discover knowledge that can be reused to help learn other programs (Lin et al., 2014; Cropper, 2019, 2020), which we discuss in Section 4.4.5. However, ILP still relies on much human input to solve a problem. Addressing this limitation is a major challenge for ILP.

Too much BK. As with too little BK, a major challenge in ILP is too much irrelevant BK. Too many relations (assuming that they can appear in a hypothesis) is often a problem because the size of the hypothesis space is a function of the size of the BK. Empirically, too much irrelevant BK is detrimental to learning performance (Srinivasan et al., 1995, 2003; Cropper, 2020), this also includes irrelevant language biases (Cropper & Tourret, 2020). Addressing the problem of too much BK has been under researched. In Section 8, we suggest that this topic is a promising direction for future work, especially when considering the potential for ILP to be used for lifelong learning (Section 4.4.5).

3.5 Language bias

The basic ILP problem is to search the hypothesis space for a suitable hypothesis. The hypothesis space contains all possible programs that can be built in the chosen representation language. Unrestricted, the hypothesis space is infinite, so it is important to restrict it to make the search feasible. The main way to restrict the hypothesis space is to enforce an *inductive bias* (Mitchell, 1997). Without any bias, the hypothesis space is infinite. The most common bias is a *language bias* which enforces restrictions on hypotheses, such as to restrict the number of variables, literals, and clauses in a hypothesis. These restrictions can be categorised as either *syntactic* bias, restrictions on the form of clauses in a hypothesis, and *semantic* bias, restrictions on the behaviour of induced hypotheses (Adé et al., 1995).

In the happy example (Example 1.1), we assumed that a hypothesis only contains predicate symbols which appear in the BK or examples. However, we need to encode this bias to give an ILP system. There are several ways of encoding a syntactic bias, such as *grammars* (Cohen, 1994a) and *declarations* (Cropper & Morel, 2020). We focus on *mode declarations* (Muggleton, 1995) and *metarules* (Cropper & Tourret, 2020), two popular language biases.

3.5.1 MODE DECLARATIONS

Mode declarations are the most popular form of language bias (Muggleton, 1995; Blockeel & De Raedt, 1998; Srinivasan, 2001; Ray, 2009; Corapi et al., 2010, 2011; Athakravi et al., 2013; Ahlgren & Yuen, 2013; Law et al., 2014). Mode declarations state which predicate symbols may appear in a clause, how often, and also their argument types. In the mode language, *modeh* declarations denote which literals may appear in the head of a clause and *modeb* declarations denote which literals may appear in the body of a clause. A mode declaration is of the form:

$$\text{mode}(\text{recall}, \text{pred}(m_1, m_2, \dots, m_a))$$

The following are all valid mode declarations:

```
modeh(1, happy(+person)).
modeb(*, tail(+list, -list)).
modeb(*, head(+list, -element)).
modeb(2, add(+int, +int, -int)).
```

The first argument of a mode declaration is an integer denoting the *recall*. Recall is the maximum number of times that a mode declaration can be used in a clause. Another way of understanding recall is that it bounds the number of alternative solutions for a literal. For instance, when learning kinship relations, we could use the *modeb* declaration:

```
modeb(2, member(+person, -person)).
```

This declaration states that a person has most has two parents. Providing a recall is a hint to an ILP system to ignore certain hypotheses. For instance, if we know that a relation is functional, such as *succ/2*, then we can bound the recall to one. The symbol *** denotes no bound.

The second argument denotes that the predicate symbol that may appear in the head (*modeh*) or body (*modeb*) of a clause and the type of arguments it takes. The symbols *+* and *-* denote whether the arguments are *input* or *output* arguments respectively. An *input* argument specifies that, at the time of calling the literal, the corresponding argument must be instantiated. In other words, the arguments needs to be bound to a variable that already appears in the clause. An *output* arguments specifies that the argument should be bound after calling the corresponding literal.

Example 3 (Mode declarations). To illustrate mode declarations, consider the modes:

```
modeh(1, target(+list, -char)).
modeb(*, head(+list, -char)).
modeb(*, tail(+list, -list)).
modeb(1, member(+list, -list)).
modeb(1, equal(+char, -char)).
```

Given these modes, the clause:

$$\text{target}(A,B) :- \text{head}(A,C), \text{tail}(C,B).$$

Is not mode consistent because $\text{modeh}(1, \text{target}(+list, -char))$ requires that the second argument of target (B) is char and the mode $\text{modeb}(*, \text{tail}(+list, -list))$ requires that the second argument of tail (B) is a list, so this clause is mode inconsistent.

The clause:

$$\text{target}(A,B) :- \text{empty}(A), \text{head}(C,B).$$

Is also not mode consistent because $\text{modeb}(*, \text{head}(+list, -char))$ requires that the first argument of head (C) is instantiated but the variable C is never instantiated in the clause.

The clause:

$$\text{target}(A,B) :- \text{member}(A,B), \text{member}(A,C), \text{equal}(B,C).$$

Is not mode consistent because $\text{modeb}(1, \text{member}(+list, -char))$ requires that $\text{member}(A,B)$ appears at most once.

By contrast, the following clauses are all mode consistent:

$$\begin{aligned} \text{target}(A,B) &:- \text{tail}(A,C), \text{head}(C,B). \\ \text{target}(A,B) &:- \text{tail}(A,C), \text{tail}(C,D), \text{equal}(C,D), \text{head}(A,B). \\ \text{target}(A,B) &:- \text{tail}(A,C), \text{member}(C,B). \end{aligned}$$

Different ILP systems use mode declarations in slightly different ways. Prolog and Aleph use mode declarations with input/output argument types because they induce Prolog programs, where the order of literals in a clause matters. By contrast, ILASP induces ASP programs, where the order of literals in a clause does not matter, so ILASP does not use input/output arguments.

3.5.2 METARULES

Another popular form of syntactic bias are *metarules*⁴ (Cropper & Tourret, 2020), used by many systems (Emde et al., 1983; De Raedt & Bruynooghe, 1992; Flener, 1996; Kietz & Wrobel, 1992; Wang et al., 2014; Muggleton et al., 2015; Cropper & Muggleton, 2016; Kaminski et al., 2018; Evans & Grefenstette, 2018; Bain & Srinivasan, 2018). Metarules are second-order Horn clauses which define the structure of learnable programs which in turn defines the hypothesis space. For instance, to learn the grandparent/2 relation given the parent/2 relation, the *chain* metarule would be suitable:

$$P(A,B) :- Q(A,C), R(C,B).$$

The letters P , Q , and R denote existentially quantified second-order variables (variables that can be bound to predicate symbols) and the letters A , B and C denote universally quantified first-order variables (variables that can be bound to constant symbols). Given the *chain* metarule, the background parent/2 relation, and examples of the grandparent/2 relation, ILP approaches will try to find suitable substitutions for the existentially quantified second-order variables, such as the substitutions $\{P/\text{grandparent}, Q/\text{parent}, R/\text{parent}\}$ to induce the theory:

4. Metarules are also called *program schemata* (Flener, 1996) and *second-order schemata* (De Raedt & Bruynooghe, 1992), amongst many other names.

$\text{grandparent}(A,B):- \text{parent}(A,C),\text{parent}(C,B).$

The idea of using metarules to restrict the hypothesis space has been widely adopted by many non-ILP approaches (Albarghouthi et al., 2017; Rocktäschel & Riedel, 2017; Si et al., 2018). However, despite their now widespread use, there is little work determining which metarules to use for a given learning task. Instead, these approaches assume suitable metarules as input, or use sets of metarules without any theoretical guarantees. However, in contrast to other forms of bias in ILP, such as modes or grammars, metarules are themselves logical statements. This provides the potential for reasoning about them and manipulating like with normal BK. For this reason, there is preliminary work in reasoning about metarules to identify universal sets suitable to learn certain fragments of logic programs (Cropper & Muggleton, 2014; Tourret & Cropper, 2019; Cropper & Tourret, 2020). However, despite this preliminary work, deciding which metarules to use for a given problem is still a major challenge, which future work must address.

3.5.3 DISCUSSION

Choosing an appropriate language bias is essential for making an ILP problem tractable because it defines the hypothesis space. If the bias is too *weak*, then the problem is intractable. If the bias is too *strong* then we risk excluding the correct solution from the hypothesis space. This trade-off is one of the major problems holding ILP back from being widely used⁵.

To understand the impact of an inappropriate language bias, consider the string transformation example in Section 1.2. Even if all necessary background relations are provided, not providing a recursive metarule (e.g. $R(A,B):- P(A,C), R(C,B)$) would prevent a metarule-based system from inducing a program that generalises to lists of any length. Similarly, not supplying a recursive mode declaration for the target relation would prevent a mode-based system from finding the correct hypothesis. For instance, it would be impossible to induce a correct program for the string transformation task in Section 1.2 if the first argument of the head relation is specified as an output argument and the second one as the input.

Different language biases offers different benefits. Mode declarations are expressive enough to enforce a strong bias to significantly prune the hypothesis space. They are especially appropriate when a user has much knowledge about their data and can, for instance, determine suitable recall values. If a user does not have such knowledge, then it can be very difficult to determine suitable mode declarations. Moreover, if a user provides very weak mode declarations (for instance with infinite recall, a single type, and no input/output arguments), then the search quickly becomes intractable. Although there is some work on learning mode declarations (McCreath & Sharma, 1995; Ferilli et al., 2004; Picado et al., 2017), it is still a major challenge to choose appropriate ones.

The main strength of metarules is that they require little knowledge of the background relations, and a user does not need to provide recall values, types, or specify input/output arguments. In addition, because they precisely define the form of hypotheses, they can greatly

5. The Blumer bound (Blumer et al., 1987) (the bound is a reformulation of Lemma 2.1) helps explain this trade-off. This bound states that given two hypothesis spaces, searching the smaller space will result in fewer errors compared to the larger space, assuming that the target hypothesis is in both spaces. Here lies the problem: how to choose a learner’s hypothesis space so that it is large enough to contain the target hypothesis yet small enough to be efficiently searched.

reduce the hypothesis space, especially if the user has knowledge about the class of programs to be learned. However, as previously mentioned, the major downside with metarules is determining which metarules to use for an arbitrary learning task. Although there is some preliminary work in identifying universal sets of metarules (Cropper & Muggleton, 2014; Tourret & Cropper, 2019; Cropper & Tourret, 2020), deciding which metarules to use for a given problem is a major challenge, which future work must address

3.6 Search method

Having defined the hypothesis space, the main problem is to efficiently search it. There are two traditional search methods: *bottom-up* and *top-down*. These methods rely on notions of generality, where one program is more *general* or more *specific* than another. Most approaches reason about the generality of hypotheses syntactically through θ -subsumption (or *subsumption* for short) (Plotkin, 1971):

Definition 3 (Clausal subsumption). A clause C_1 *subsumes* a clause C_2 if and only if there exists a substitution θ such that $C_1\theta \subseteq C_2$.

Example 4 (Clausal subsumption). Let C_1 and C_2 be the clauses:

$$\begin{aligned} C_1 &= f(A, B) :- \text{head}(A, B) \\ C_2 &= f(X, Y) :- \text{head}(X, Y), \text{odd}(Y). \end{aligned}$$

Then C_1 subsumes C_2 because $C_1\theta \subseteq C_2$ with $\theta = \{A/X, Y/B\}$.

Conversely, a clause C_2 is *more specific* than a clause C_1 if C_1 subsumes C_2 .

A generality relation imposes an order over the hypothesis space. Figure 2 shows this order. An ILP system can exploit this ordering during search. For instance, if a clause does not entail a positive example, then there is no need to explore any of its specialisations because it is logically impossible for them to entail the example. Likewise, if a clause entails a negative example, then there is no need to explore any of its generalisations because they will also entail the example.

3.6.1 TOP-DOWN

Top-down algorithms, such as FOIL (Quinlan, 1990), TIDLE (Blockeel & De Raedt, 1998), HYPER (Bratko, 1999), and LFIT (Inoue et al., 2014) start with a general hypothesis and then specialise it. For instance, HYPER (Bratko, 1999), classic top-down ILP system, searches a tree in which the nodes correspond to hypotheses. Each child of a hypothesis in the tree is more specific than or equal to its predecessor in terms of theta-subsumption, i.e. a hypothesis can only entail a subset of the examples entailed by its parent. The construction of hypotheses is based on *hypothesis refinement*. If a hypothesis is considered that does not entail all the positive examples, it is immediately discarded because it can never be refined into a complete hypothesis.

3.6.2 BOTTOM-UP

Bottom-up algorithms start with the examples and generalise them (Muggleton, 1987; Muggleton & Buntine, 1988; Muggleton & Feng, 1990; Muggleton et al., 2009b; Ribeiro & Inoue, 2014). For instance, Golem (Muggleton & Feng, 1990) generalises pairs of examples based on relative least-general generalisation (Buntine, 1988).

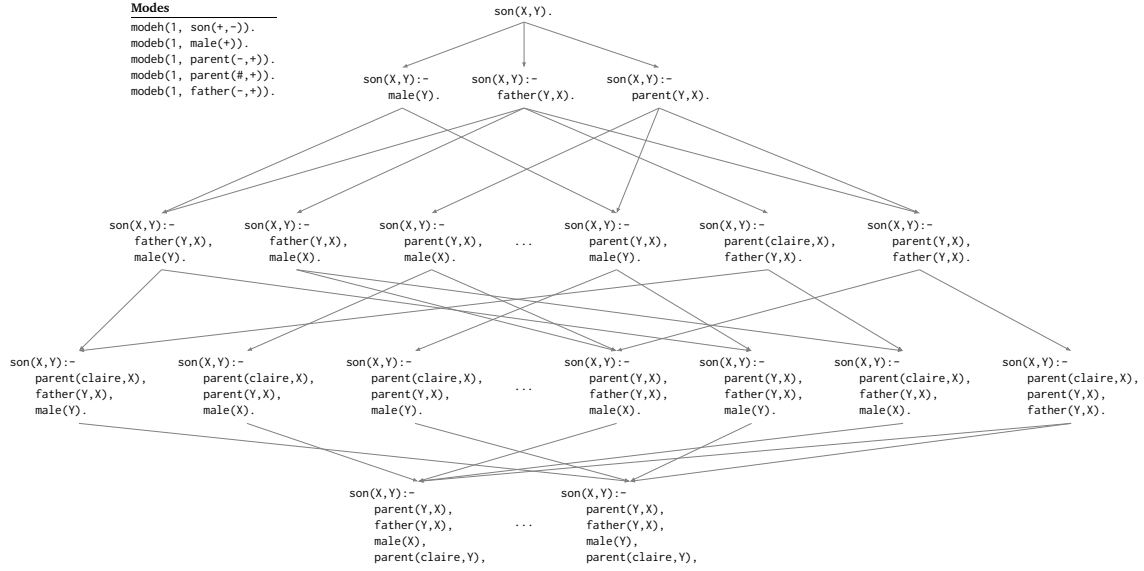


Figure 2: The generality relation orders the hypothesis space into a lattice (an arrow connects a hypothesis with its specialisation). The hypothesis space is built from the modes and only shown partially (# indicates that a constant needs to be used as an argument; only *claire* is used as a constant here). The most general hypothesis sits on the top of the lattice, while the most specific hypotheses are at the bottom. The *top-down* lattice traversal starts at the top, with the most general hypothesis, and specialises it moving downwards through the lattice. The *bottom-up* traversal starts at the bottom, with the most specific hypothesis, and generalises it moving upwards through the lattice.

Plotkin’s (1971) notion of *least-general generalisation* (LGG) is the fundamental concept of bottom-up ILP methods. Given two clauses, the LGG operator returns the most specific single clause that is more general than both of them. To define *lgg* of two clauses, we start with the *lgg* of terms:

- $\text{lgg}(f(s_1, \dots, s_n), f(t_1, \dots, t_n)) = f(\text{lgg}(s_1, t_1), \dots, \text{lgg}(s_n, t_n)).$
- $\text{lgg}(f(s_1, \dots, s_n), g(t_1, \dots, t_n)) = \vee$ (a variable).

Having defined an *lgg* for terms, we define an *lgg* of literals:

- $\text{lgg}(p(s_1, \dots, s_n), p(t_1, \dots, t_n)) = p(\text{lgg}(s_1, t_1), \dots, \text{lgg}(s_n, t_n)).$
- $\text{lgg}(\neg p(s_1, \dots, s_n), \neg p(t_1, \dots, t_n)) = \neg p(\text{lgg}(s_1, t_1), \dots, \text{lgg}(s_n, t_n)).$
- $\text{lgg}(p(s_1, \dots, s_n), q(t_1, \dots, t_n))$ is undefined
- $\text{lgg}(p(s_1, \dots, s_n), \neg p(t_1, \dots, t_n))$ is undefined
- $\text{lgg}(\neg p(s_1, \dots, s_n), p(t_1, \dots, t_n))$ is undefined.

Finally, *lgg* of two clauses is defined as:

$$\text{lgg}(cl_1, cl_2) = \{ \text{lgg}(l_1, l_2) \mid l_1 \in cl_1, l_2 \in cl_2, \text{lgg}(l_1, l_2) \text{ is defined} \}$$

In other words, the *lgg* of two clauses is an *lgg* of all *pairs* of literals of the two clauses.

Buntine’s (1988) notion of *relative least-general generalisation* (RLGG) computes an *lgg* of two examples *relative* to the BK (assumed to be a set of facts), i.e:




Figure 3: Bongard problems

$$\text{rlgg}(e_1, e_2) = \text{lgg}(e_1 \text{ :- BK}, e_2 \text{ :- BK}).$$

Example 5. To illustrate rlgg , consider the Bongard problems in Figure 3 where the goal is to spot the common factor in both images. Assume that the images are described with the BK:

$$B = \left\{ \begin{array}{l} \text{contains}(1, o1). \\ \text{contains}(2, o3). \\ \text{contains}(1, o2). \\ \text{triangle}(o1). \\ \text{triangle}(o3). \\ \text{points}(o1, \text{down}). \\ \text{points}(o3, \text{down}). \\ \text{circle}(o2). \end{array} \right\}$$

We can use rlgg to identify the common factor, i.e., to find a program representing the common factor. We will denote the example images as $\text{bon}(1)$ and $\text{bon}(2)$. We start by formulating the clauses describing examples relative to BK and removing irrelevant parts of BK:

```
lgg(
  (bon(1) :- contains(1,o1), contains(1,o2), triangle(o1), points(o1,down),
             circle(o2), contains(2,o3), triangle(o3), points(o3,down).),
  (bon(2) :- contains(1,o1), contains(1,o2), triangle(o1), points(o1,down),
             circle(o2), contains(2,o3), triangle(o3), points(o3,down).)
)
```

We can proceed by doing lgg separate for the head and the body literals as; when converted to a set representation, the literals in the body and head have different signs which results in an undefined lgg . The lgg of the head literals is $\text{lgg}(\text{bon}(1), \text{bon}(2)) = \text{bon}(\text{lgg}(1, 2)) = \text{bon}(X)$. An important thing to note here is that we have to use the *same variable* for the *same ordered pair of terms* everywhere. For instance, we have used variable X for $\text{lgg}(1, 2)$ and we have to use the same variable every time we encounter the same pair of terms. To compute the lgg of the body literals, we compute the lggs for all pairs of body literals

```
{ lgg(contains(1,o1),contains(2,o3)), lgg(contains(1,o1),triangle(o3)), lgg(contains(1,o1),points(o3,down)),
  lgg(contains(1,o2),contains(2,o3)), lgg(contains(1,o2),triangle(o3)), lgg(contains(1,o1),points(o3,down)),
  lgg(triangle(o1),contains(2,o3)), lgg(triangle(o1),triangle(o3)), triangle(o1),points(o3,down),
  lgg(points(o1,down),contains(2,o3)), lgg(points(o1,down),triangle(o3)), lgg(points(o1,down),points(o3,down)),
  lgg(circle(o2),contains(2,o3)), lgg(circle(o2),triangle(o3)), lgg(circle(o2),points(o3,down))}.
```

Computing the lggs and removing the redundant literals gives us the following clause

```
bon(X):- contains(X,Y),triangle(Y),points(Y,down).
```

We suggest the book by De Raedt (2008) for more information about generality orders.

3.6.3 TOP-DOWN AND BOTTOM-UP

Progol is one of the most important ILP system and has inspired many other ILP approaches (Srinivasan, 2001; Ray, 2009; Ahlgren & Yuen, 2013), including Aleph, which we cover in detail in Section 5.1. Progol is, however, slightly confusing because it is a top-down ILP system (many authors only consider it a top-down ILP approach) but it first uses a bottom-up approach to bound the search space. Progol is a set covering algorithm. Starting with an empty program, Progol picks an uncovered positive example to generalise. To generalise an example, Progol uses mode declarations (Section 3.5.1) to build the *bottom clause* (Muggleton, 1995), the logically most-specific clause that explains the example. The use of a bottom clause bounds the search from above (the empty set) and below (the bottom clause). In this way, Progol is a bottom-up approach because it starts with a bottom clause and tries to generalise it. However, to find a generalisation of the bottom clause, Progol searches in a top-down (general-to-specific) manner and uses the other examples to guide the search for a generalisation. In this way, Progol is a top-down approach. When the clause search (the search for a generalisation of the bottom clause) has finished, Progol adds the clause to its hypothesis (and thus makes it more general) and removes any positive examples entailed by the new hypothesis. It repeats this process until there are no more positive examples uncovered. In Section 5.1, we discuss this approach in more detail when we describe Aleph (Srinivasan, 2001), an ILP system based on Progol.

3.6.4 META-LEVEL

A third new approach has recently emerged called *meta-level* ILP (Inoue et al., 2013; Muggleton et al., 2015; Inoue, 2016; Law et al., 2020). Meta-level approaches encode the ILP problem as a meta-level logic program, i.e. a program that reasons about programs. Such meta-level approaches often delegate the search for a hypothesis to an off-the-shelf solver (Corapi et al., 2011; Athakravi et al., 2013; Muggleton et al., 2014; Law et al., 2014; Kaminski et al., 2018; Evans et al., 2019; Cropper & Dumančić, 2020; Cropper & Morel, 2020) after which the meta-level solution is translated back to an standard solution for the ILP task. In other words, instead of writing an procedure to search in a top-down or bottom-up manner, meta-level approaches formulate the learning problem as a declarative problem, often as an ASP problem (Corapi et al., 2011; Athakravi et al., 2013; Muggleton et al., 2014; Law et al., 2014; Kaminski et al., 2018; Evans et al., 2019; Cropper & Dumančić, 2020; Cropper & Morel, 2020). For instance, ASPAL (Corapi et al., 2011) translates an ILP task into a meta-level ASP program which describes every example and every possible rule in the hypothesis space (defined by mode declarations). ASPAL then uses an ASP system to find a subset of the rules that cover all the positive but none of the negative examples. In other words, ASPAL delegates the search to an ASP solver. ASPAL uses an ASP optimisation statement to find the hypothesis with the fewest literals.

For more information about meta-level reasoning, we suggest the work of Inoue (2016), who provides a nice introduction to meta-level reasoning and learning.

3.6.5 DISCUSSION

The different search methods discussed above have different advantages and disadvantages, and there is no ‘best’ approach. Moreover, as Progol illustrates, there is not necessarily clear distinctions between *top-down*, *bottom-up*, and *meta-level* approaches. We can, however, make some general observations about the different approaches.

Bottom-up approaches can be seen as being *data-* or *example-driven*. The major advantage of these approaches are that they are typically very fast. However, as Bratko (1999) points out, there are several disadvantages of bottom-up approaches, such as (i) they typically use unnecessarily long hypotheses with many clauses, (ii) it is difficult for them to learn recursive hypotheses and multiple predicates simultaneously, and (iii) they do not easily support predicate invention.

The main advantages of top-down approaches are that they can more easily learn recursive programs and textually minimal programs. The major disadvantage is that they can be prohibitively inefficient because they can generate many hypotheses that do not cover even a single positive example. Another disadvantage of top-down approaches is their reliance on iterative improvements. For instance, TILDE keeps specialising every clause which leads to an improvement (covers less negative examples). As such, TILDE can get stuck with suboptimal solutions if the necessary clauses are very long and intermediate specialisations do not improve the score (coverage) of the clause. To avoid this issue, these systems rely on lookahead (Struyf et al., 2006) which increases the complexity of learning.

The main advantage of meta-level approaches is that they can learn recursive programs and optimal programs (Corapi et al., 2011; Law et al., 2014; Cropper & Morel, 2020). They can also harness the state-of-the-art techniques in constraint solving, notably in ASP. However, some unresolved issues remain. A key issue is that many approaches encode an ILP problem as a single (often very large) ASP problem (Corapi et al., 2011; Law et al., 2014; Kaminski et al., 2018; Evans & Grefenstette, 2018; Evans et al., 2019). This encoding often involves precomputing every possible rule in a hypothesis (Corapi et al., 2011; Law et al., 2014). These approaches, therefore, often struggle to scale to very large problems. Moreover, many of the approaches use ASP to solve the meta-level program. Since most ASP solvers only work on ground programs (Gebser et al., 2014), pure ASP-based approaches are inherently restricted to tasks that have a small and finite grounding. Although preliminary work attempts to tackle this issue (Cropper & Morel, 2020), work is still needed for these approaches to scale to very large problems.

4. ILP systems

Table 5 compares the same ILP systems in Table 4 on a small number of dimensions. Again, Table 5 excludes many important ILP systems. It also excludes many other dimensions of comparison, such as whether a system supports non-observational predicate learning, where examples of the target relations are not directly given (Muggleton, 1995). We discuss these features in turn.

4.1 Noise

Noise handling is important in machine learning. In ILP there can be different forms of noise. We distinguish between three types of noise:

- **Noisy examples:** where an example is misclassified
- **Incorrect BK:** where a relation holds when it should not (or does not hold when it should)
- **Imperfect BK:** where relations are missing or there are too many irrelevant relations

We discuss these three types of noise.

System	Noise	Optimality	Infinite domains	Recursion	Predicate invention
FOIL	Yes	No	Yes	Partly	No
Progol	No	Yes	Yes	Partly	No
Aleph	No	Yes	Yes	Partly	No
TILDE	Yes	No	Yes	No	No
XHAIL	Yes	No	Yes	Partly	No
ASPAL	No	Yes	No	Yes	No
ILASP	Yes	Yes	No	Yes	Partly
Metagol	No	Yes	Yes	Yes	Yes
∂ILP	Yes	Yes	No	Yes	Partly
Popper	No	Yes	Yes	Yes	No

Table 5: A (simplified) comparison of ILP systems. ILASP precomputes every rule defined by a given mode declaration M to form a rule space S_M . Given background knowledge B and an example E , ILASP requires that the grounding of $B \cup S_M \cup E$ must be finite. ILASP and ∂ ILP support predicate invention, but a restricted form. See Section 4.4 for an explanation. Likewise, a logical decision tree learned by TILDE can be translated into a logic program that contains invented predicate symbols. However, TILDE is unable to reuse any invented symbols during the learning. FOIL, Progol, and XHAIL can learn recursive programs when given sufficient examples. See Section 4.3 for an explanation.

4.1.1 NOISY EXAMPLES

The ILP problem definitions from Section 3 are too strong to account for noisy examples because they expect a hypothesis that entails all of the positive and none of the negative examples. Therefore, most ILP systems relax this constraint and accept a hypothesis that does not necessary cover all positive examples or that covers some negative examples⁶.

Most ILP systems based on set covering naturally support noise handling. For instance, TILDE essentially extends a decision tree learner (Quinlan, 1986, 1993) to the first-order setting and uses the same information gain methods to induce hypotheses. Progol is similar because it employs a minimum-description length principle to perform set covering over the positive examples. The noise-tolerant version of ILASP (Law et al., 2018b) uses ASP’s optimisation abilities to provably learn the program with the best coverage. In general, handling noisy examples is a well-studied topic in ILP

6. It is, unfortunately, a common misconception that ILP cannot handle mislabelled examples (Evans & Grefenstette, 2018).

4.1.2 INCORRECT BK

Most ILP systems assume that the BK is perfect. In other words, most ILP approaches assume that atoms are true or false, and there is no room for uncertainty. One of the key appealing features of ∂ ILP is that it takes a differentiable approach to ILP and can be given fuzzy or ambiguous data. Rather than an atom being true or false, ∂ ILP gives atoms continuous semantics, which maps atoms to the real unit interval $[0, 1]$. The authors successfully demonstrate the approach on the MNIST classification.

A natural way to handle (possibly) incorrect BK is to specify the uncertainty about BK, which leads to the probabilistic approaches to machine learning. To effectively utilise imperfect BK, *statistical relational artificial intelligence* (StarAI) (De Raedt & Kersting, 2008; Raedt et al., 2016) unites logic programming with probabilistic reasoning. StarAI formalisms allow a user to explicitly quantify the confidence in the correctness of the BK by annotating parts of BK with probabilities or weights.

Perhaps the simplest flavour of StarAI languages, and the one that directly builds upon logic programming and Prolog, is a family of languages based on distribution semantics (Sato, 1995; Sato & Kameya, 2001; De Raedt et al., 2007). In contrast to logic programs which represent a deterministic program, probabilistic logic programs define a distribution over the possible executions of a program. Problog (De Raedt et al., 2007), a prominent member of this family, represents a minimal extension of Prolog that supports such stochastic execution. Problog introduces two types of probabilistic choices: probabilistic facts and annotated disjunctions. Probabilistic facts are the most basic stochastic unit in Problog. They take the form of logical facts labeled with a probability p and represent a Boolean random variable that is true with probability p and false with probability $1 - p$. For instance, the following probabilistic fact states that there is 1% chance of an earthquake in Naples.

`0.01::earthquake(naples).`

An alternative interpretation of this statement is that 1% of executions of the probabilistic program would observe an earthquake. Whereas probabilistic facts introduce non-deterministic behaviour on the level of facts, annotated disjunctions introduce non-determinism on the level of clauses. Annotated disjunctions allow for multiple literals in the head, but only one of the head literals can be true at a time. For instance, the following annotated disjunction states that a ball can be either green, red, or blue, but not a combination of colours:

`$\frac{1}{3}$::colour(B,green); $\frac{1}{3}$::colour(B,red); $\frac{1}{3}$::colour(B,blue) :- ball(B).`

Though StarAI frameworks allow for incorrect BK, they add another level of complexity to learning: besides identifying the right program (also called structure in StarAI), the learning task also consists of learning the corresponding probabilities of probabilistic choices (also called parameters). Learning probabilistic logic programs is largely unexplored, with only a few existing approaches (De Raedt et al., 2015; Bellodi & Riguzzi, 2015).

4.1.3 IMPERFECT BK

Handling imperfect BK is an under explored topic in ILP. We can distinguish between two types of imperfect BK: missing BK and too much BK, which we discussed in Section 3.4.10.

4.2 Optimality

There are often multiple (sometimes infinite) hypotheses that solve the ILP problem (or have the same training error). In such cases, which hypothesis should we chose?

4.2.1 OCCAMIST BIAS

Many ILP systems try to learn a hypothesis that is textually minimal. This approach is justified as following an *Occamist bias* (Schaffer, 1993). The most common interpretation of an Occamist bias is that amongst all hypotheses consistent with the data, the simplest is the most likely⁷. Most approaches use an Occamist bias to find the smallest hypothesis, measured in terms of the number of clauses (Cropper & Muggleton, 2016), literals (Law et al., 2014), or description length (Muggleton, 1995). Most ILP systems are not, however, guaranteed to induce smallest programs. A key reason for this limitation is that many approaches learn a single clause at a time leading to the construction of sub-programs which are sub-optimal in terms of program size and coverage. For instance, Aleph, described in detail in the next section, offers no guarantees about the program size and coverage.

Newer ILP systems address this limitation (Corapi et al., 2011; Law et al., 2014; Cropper & Muggleton, 2016; Kaminski et al., 2018; Cropper & Morel, 2020). The main development is to take a meta-level (global) view of the induction task, which we discussed in Section 3.6. In other words, rather than induce one clause at a time from a subset of the examples, the idea is to induce a whole programs using all the examples. For instance, ASPAL (Corapi et al., 2011) is given as input a hypothesis space with a set of candidate clauses. The ASPAL task is to find a minimal subset of clauses that entails all the positive and none of the negative examples. ASPAL uses ASP’s optimisation abilities to provably learn the program with the fewest literals.

4.2.2 COST-MINIMAL PROGRAMS

The ability to learn optimal programs opens ILP to new problems. For instance, learning efficient logic programs has long been considered a difficult problem in ILP (Muggleton & De Raedt, 1994; Muggleton et al., 2012), mainly because there is no declarative difference between an efficient program, such as mergesort, and an inefficient program, such as bubble sort. To address this issue, Metaopt (Cropper & Muggleton, 2019) learns efficient programs. Metaopt maintains a cost during the hypothesis search and uses this cost to prune the hypothesis space. To learn minimal time complexity logic programs, Metaopt minimises the number of resolution steps. For instance, imagine trying to learn a *find duplicate* program, which finds a duplicate element in a list e.g. $[p, r, o, g, r, a, m] \mapsto r$, and $[i, n, d, u, c, t, i, o, n] \mapsto i$. Given suitable input data, Metagol induces the program:

7. Domingos (1999) points out that this interpretation is controversial, partly because Occam’s razor is interpreted in two different ways. Following Domingos (1999), let the *generalisation error* of a hypothesis be its error on unseen examples and the *training error* be its error on the examples it was learned from. The formulation of the razor that is perhaps closest to Occam’s original intent is *given two hypotheses with the same generalisation error, the simpler one should be preferred because simplicity is desirable in itself*. The second formulation, for which most ILP systems follow, is quite different and can be stated as *given two hypotheses with the same training error, the simpler one should be preferred because it is likely to have lower generalisation error*. Domingos (1999) points out that the first razor is largely uncontroversial, but the second one, taken literally, is provably and empirically false (Zahálka & Zelezný, 2011). Many ILP systems did not distinguish between the two cases. We therefore also do not make any distinction.

```
f(A,B):- head(A,B),tail(A,C),element(C,B).
f(A,B):- tail(A,C),f(C,B).
```

This program goes through the elements of the list checking whether the same element exists in the rest of the list. Given the same input, Metaopt induces the program:

```
f(A,B):- mergesort(A,C),f1(C,B).
f1(A,B):- head(A,B),tail(A,C),head(C,B).
f1(A,B):- tail(A,C),f1(C,B).
```

This program first sorts the input list and then goes through the list to check whether for duplicate adjacent elements. Although larger, both in terms of clauses and literals, the program learned by Metaopt is more efficient ($O(\log n)$) than the program learned by Metagol ($O(n^2)$).

Some ILP systems, mostly meta-level approaches, cannot handle infinite domains (Corapi et al., 2011; Athakravi et al., 2013; Law et al., 2014; Evans & Grefenstette, 2018; Kaminski et al., 2018). The reason is that pure ASP-based systems (Corapi et al., 2011; Law et al., 2014; Kaminski et al., 2018) cannot handle infinite domains is that (most) current ASP solvers only work on ground programs. ASP systems (which combine a grounder and a solver), such as Clingo (Gebser et al., 2014), first take a first-order program as input, ground it using an ASP grounder, and then use an ASP solver to determine whether the ground problem is satisfiable. A clear and major limitation of this approach is the intrinsic grounding problem: a problem must have a finite, and ideally small, grounding. This grounding issue is especially problematic when reasoning about complex data structures (such as lists) and real numbers (most ASP implementations do not natively support lists nor real numbers). For instance, ILASP (Law et al., 2014) can represent real numbers as strings and can delegate reasoning to Python (via Clingo’s scripting feature). However, in this approach, the numeric computation is performed when grounding the inputs, so the grounding must be finite, which makes it impractical. This grounding problem is not specific to ASP-based systems. For instance, ∂ ILP is an ILP system based on a neural network, but it only works on BK in the form of a finite set of ground atoms. This grounding problem is essentially the fundamental problem faced by table-based ML approaches that we discussed in Section 3.4.7.

One approach to mitigate this problem is to use *context-dependent examples* (Law et al., 2016), whereby background knowledge can be associated with specific examples, so that an ILP systems need only ground part of the BK. Although this approach is shown to improve the grounding problem compared to not using context-dependent examples, the approach still needs a finite grounding for each example and still struggles as the domain size increases (Cropper & Morel, 2020). Popper (Cropper & Morel, 2020) overcomes this problem by combining ASP and Prolog. Popper uses ASP to reason about the syntax of hypotheses and uses Prolog to check whether a hypothesis and BK cover an example, and so can trivially support infinite domains.

4.3 Recursion

The power of recursion is that an infinite number of computations can be described by a finite recursive program, even if this program contains no explicit repetitions (Wirth, 1985). In terms of learning complex programs, especially those that reason about data structures, we argue that recursion is crucial for generalisation. We illustrate this importance with two examples.

Example 6 (Reachability). Consider learning the concept of *reachability* in a graph. Without recursion, an ILP system would need to learn a separate clause to define reachability of different lengths. For instance, to define reachability depths for 1-4 would require the program:

```
reachable(A,B):- edge(A,B).
reachable(A,B):- edge(A,C),edge(C,B).
reachable(A,B):- edge(A,C),edge(C,D),edge(D,B).
reachable(A,B):- edge(A,C),edge(C,D),edge(D,E),edge(E,B).
```

This program does not generalise because it does not define reachability for arbitrary depths. Moreover, most ILP systems would need examples of each depth to learn such a program. By contrast, an ILP system that supports recursion can learn the program:

```
reachable(A,B):- edge(A,B).
reachable(A,B):- edge(A,C),reachable(C,B).
```

Although smaller, this program generalises to reachability of any depth. Moreover, ILP systems can learn this definition from a small number of examples of arbitrary reachability depth.

Example 7 (String transformations). As a second example, reconsider the string transformation problem from the introduction (Section 1.2). As with the reachability example, without recursion, an ILP system would need to learn a separate clause to find the last element for each list of length n , such as:

```
last(A,B):- tail(A,C),empty(C),head(A,B).
last(A,B):- tail(A,C),tail(C,D),empty(D),head(C,B).
last(A,B):- tail(A,C),tail(C,D),tail(D,E),empty(E),head(E,B).
```

By contrast, an ILP system that supports recursion can learn the compact program:

```
last(A,B):- tail(A,C),empty(C),head(A,B).
last(A,B):- tail(A,C),last(C,B).
```

Because of the symbolic representation and the recursive nature, this program generalises to lists of arbitrary length and which contain arbitrary elements (e.g. integers and characters).

Without recursion it is often difficult for an ILP system to generalise from small numbers of examples (Cropper et al., 2015). Moreover, recursion is vital for many program synthesis tasks (Cropper, 2017), such as the quick sort example from the introduction. Despite its importance, learning recursive programs has long been a difficult problem for ILP (Muggleton et al., 2012). Moreover, there are many negative theoretical results on the learnability of recursive programs (Cohen, 1995b). As Table 5 shows, many ILP systems cannot learn recursive programs, or can only learn it in a limited form.

A common limitation of many systems is that they rely on *bottom clause construction* (Muggleton, 1995), which we discuss in more detail in Section 5.1. In this approach, for each example, an ILP system creates the most specific clause that entails the example and then tries to generalise the clause to entail other examples. However, in this approach, an ILP system

learns only a single clause per example⁸. This covering approach requires examples of both the base and inductive cases, which means that such systems struggle to learn recursive programs, especially from small numbers of examples.

Interest in recursion has resurged recently with the introduction of meta-interpretive learning (MIL) (Muggleton et al., 2014, 2015; Cropper et al., 2020) and the MIL system Metagol (Cropper & Muggleton, 2016). The key idea of MIL is to use metarules (Section 3.5.2) to restrict the form of inducible programs and thus the hypothesis space. For instance, the *chain* metarule ($P(A, B) \leftarrow Q(A, C), R(C, B)$) allows Metagol to induce programs⁹ such as:

```
f(A,B):- tail(A,C),head(C,B).
```

Metagol induces recursive programs using recursive metarules, such as the *tail recursive* metarule $P(A, B) \leftarrow Q(A, C), P(C, B)$. Metagol can even learn mutually recursive programs, such as learning the definition of an even number by also inventing and learning the definition of an odd number (`even_1`):

```
even(0).
even(A):- successor(A,B),even_1(B).
even_1(A):- successor(A,B),even(B).
```

Many ILP systems can now learn recursive programs (Law et al., 2014; Evans & Grefenstette, 2018; Kaminski et al., 2018; Cropper & Morel, 2020). With recursion, ILP systems can generalise from small numbers of examples, often a single example (Lin et al., 2014; Cropper, 2019). For instance, Popper (Cropper & Morel, 2020) can learn common list transformation programs from just a handful of examples, such as a program to drop the last element of a list:

```
droplast(A,B):- tail(A,B),empty(B).
droplast(A,B):- tail(A,C),droplast(C,D),head(A,E),cons(E,D,B).
```

The ability to learn recursive programs has opened up ILP to new application areas, including learning string transformations programs (Lin et al., 2014), robot strategies (Cropper & Muggleton, 2015), regular and context-free grammars (Muggleton et al., 2014), answer set grammars (Law et al., 2019), and even efficient algorithms (Cropper & Muggleton, 2019).

4.4 Predicate invention

Most ILP systems assume that the given BK is suitable to induce a solution. This assumption may not always hold. Rather than expecting a user to provide all the necessary BK, the goal of *predicate invention* is for an ILP system to automatically invent new auxiliary predicate symbols, which has repeatedly been stated as an important challenge in ILP (Muggleton & Buntine, 1988; Stahl, 1995; Muggleton et al., 2012). This idea is similar to when humans create new functions when manually writing programs, such as to reduce code duplication or to improve readability. As Muggleton et al. (2012) state, “predicate invention is attractive because it is a most natural form of automated discovery”. Similarly, Russell and Norvig (2010) say “Some of the deepest

8. This statement is not true for all ILP systems that employ bottom clause construction. XHAIL (Ray, 2009), for instance, can induce multiple clauses per example.

9. Metagol can induce longer clauses though predicate invention, which we discuss in Section 4.4.

revolutions in science come from the invention of new predicates and functions - for example, Galileo’s invention of acceleration, or Joule’s invention of thermal energy. Once these terms are available, the discovery of new laws becomes (relatively) easy”. Russell (2019) goes even further and argues that the automatic invention of new high-level concepts is the most important step needed to reach human-level AI.

A classical example of predicate invention is learning the definition of grandparent from only the background relations *mother/2* and *father/2*. Given suitable examples and no other background relations, an ILP system can learn the program:

```
grandparent(A,B):- mother(A,C),mother(C,B).
grandparent(A,B):- mother(A,C),father(C,B).
grandparent(A,B):- father(A,C),mother(C,B).
grandparent(A,B):- father(A,C),father(C,B).
```

Although correct, this program is large and has 4 clauses and 12 literals. By contrast, consider the program learned by a system which supports predicate invention:

```
grandparent(A,B):- inv(A,C),inv(C,B).
inv(A,B):- mother(A,B).
inv(A,B):- father(A,B).
```

To learn this program, an ILP system has *invented* a new predicate symbol *inv*. This program is semantically equivalent¹⁰ to the previous one, but is shorter both in terms of the number of literals (7) and of clauses (3) and is arguably more readable. The invented symbol *inv* can be interpreted as *parent*. In other words, if we rename *inv* to *parent* we have the program:

```
grandparent(A,B):- parent(A,C),parent(C,B).
parent(A,B):- mother(A,B).
parent(A,B):- father(A,B).
```

As this example shows, predicate invention can help learn smaller programs, which, in general, is preferable because most ILP systems struggle to learn large programs (Cropper et al., 2020b; Cropper & Dumančić, 2020).

To further illustrate this size reduction, consider learning the *greatgrandparent* relation, again from only the background relations *mother/2* and *father/2*. Without predicate invention, an ILP system would need to learn the 8 clause program:

```
greatgrandparent(A,B):- mother(A,C),mother(C,D),mother(D,B).
greatgrandparent(A,B):- mother(A,C),mother(C,D),father(D,B).
greatgrandparent(A,B):- mother(A,C),father(C,D),mother(D,B).
greatgrandparent(A,B):- mother(A,C),father(C,D),father(D,B).
greatgrandparent(A,B):- father(A,C),father(C,D),father(D,B).
greatgrandparent(A,B):- father(A,C),father(C,D),mother(D,B).
greatgrandparent(A,B):- father(A,C),mother(C,D),father(D,B).
greatgrandparent(A,B):- father(A,C),mother(C,D),mother(D,B).
```

10. This use of the term *semantically equivalent* is imprecise. Whether these two programs are strictly equivalent depends on the definition of logical equivalence, for which there are many (Maher, 1988). Moreover, equivalence between the two is further complicated because they have different vocabularies (because of the invented predicate symbol). Our use of equivalence is based on the two programs having the same logical consequences for the target predicate symbol *grandparent/2*.

By contrast, an ILP system that supports predicate invention could again invent a `inv` symbol (which again corresponds to `parent`), to learn a smaller program:

```
greatgrandparent(A,B):- inv(A,C),inv(C,D),inv(D,B).
inv(A,B):- mother(A,B).
inv(A,B):- father(A,B).
```

Predicate invention has been shown to help reduce the size of target programs, which in turns reduces sample complexity and improves predictive accuracy (Dumančić & Blockeel, 2017; Cropper, 2019; Cropper et al., 2020; Dumančić et al., 2019; Dumančić & Cropper, 2020). For instance, the *inductive general game playing* (IGGP) problem (Cropper et al., 2020b) is to learn the symbolic rules of games from observations of game play, such as learning the rules of *connect four*. Although predicate invention is not strictly necessary to learn solutions to any of the IGGP problems, it can significantly reduce the size of the solutions, sometimes by several orders of magnitude. For instance, to learn accurate solutions for the *connect four* game, a learner needs to learn the concept of a line, which in turns requires learning the concepts of horizontal, vertical, and diagonal lines. Since these concepts are used in most of the rules, the ability to discover and reuse such concepts is crucial to learn performance.

To further illustrate the power of predicate invention, imagine learning a *droplasts* program, which removes the last element of each sublist in a list, e.g. `[alice,bob,carol]` \mapsto `[alic,bo,caro]`. Given suitable examples and BK, `Metagolho` (Cropper et al., 2020) learns the higher-order program:

```
droplasts(A,B):- map(A,B,droplasts1).
droplasts1(A,B):- reverse(A,C),tail(C,D),reverse(D,B).
```

To learn this program, `Metagolho` invents the predicate symbol `droplasts1`, which is used twice in the program: once as term in the `map(A,B,droplasts1)` literal and once as a predicate symbol in the `droplasts1(A,B)` literal. This higher-order program uses `map/3` to abstract away the manipulation of the list and to avoid the need to learn an explicitly recursive program (recursion is implicit in `map/3`).

Now consider learning a *double droplasts* program, which extends the *droplast* problem so that, in addition to dropping the last element from each sublist, it also drops the last sublist, e.g. `[alice,bob,carol]` \mapsto `[alic,bo]`. Given suitable examples, metarules, and BK, `Metagolho` learns the program:

```
droplasts(A,B):- map(A,C,droplasts1),droplasts1(C,B).
droplasts1(A,B):- reverse(A,C),tail(C,D),reverse(D,B).
```

This program is similar to the aforementioned higher-order *droplasts* program, but additionally reuses the invented predicate symbol `droplast1` in the literal `droplast1(C,B)`. This program illustrates the power of predicate invention to allow an ILP system to learn substantially more complex programs using fewer examples with less search by reusing invented high-level concepts.

4.4.1 PREDICATE INVENTION DIFFICULTY

Most early attempts at predicate invention were unsuccessful, and, as Table 5 shows, many popular ILP systems do not support it. As Kramer (1995) point out, predicate invention is difficult for at least three reasons:

- When should we invent a new symbol? There must be a reason to invent a new symbol, otherwise we would never invent one.
- How should you invent a new symbol? How many arguments should it have?
- How do we judge the quality of new symbol? When should we keep an invented symbol?

There are many predicate invention techniques. We briefly discuss some approaches now.

4.4.2 INVERSE RESOLUTION

Early work on predicate invention was based on the the idea of inverse resolution (Muggleton & Buntine, 1988) and specifically *W operators*. Discussing inverse resolution in depth is beyond the scope of this paper, and we refer to the original work of Muggleton and Buntine (1988) or the overview book of De Raedt (2008) for more information. Inverse resolution approaches could support predicate invention. However, these approaches never demonstrated completeness, partly because of the lack of a declarative bias to delimit the hypothesis space (Muggleton et al., 2015).

4.4.3 PLACEHOLDERS

One approach to predicate invention is to predefine invented symbols through mode declarations, which Leban et al. (2008) call *placeholders* and which Law (2018) calls *prescriptive predicate invention*. For instance, to invent the parent relation, a suitable modeh declaration would be required, such as:

```
modeh(1, inv(person, person)).
```

However, this placeholder approach is clearly limited because it requires that a user manually specify the arity and argument types of a symbol (Law et al., 2014), which rather defeats the point, or requires generating all possible invented predicates (Evans & Grefenstette, 2018; Evans et al., 2019), which is computationally expensive.

4.4.4 METARULES

Interest in predicate invention has resurged mostly because of meta-interpretive learning (MIL) (Muggleton et al., 2014, 2015; Cropper et al., 2020) and the Metagol implementation. Metagol avoids the issues of older ILP systems by using metarules (Section 3.5.2) to define the hypothesis space and in turn reduce the complexity of inventing a new predicate symbol, i.e. Metagol uses metarules to drive predicate invention. As mentioned in Section 3.5.2, a metarule is a higher-order clause. For instance, the *chain* metarule ($P(A, B) \leftarrow Q(A, C), R(C, B)$) allows Metagol to induce programs such as:

```
f(A, B):- tail(A, C), tail(C, B).
```

This program drops the first two elements from a list. To induce longer clauses, such as to drop first three elements from a list, Metagol can use the same metarule but can invent a new predicate symbol and then chain their application, such as to induce the program:

```
f(A,B):- tail(A,C),inv(C,B).
inv(A,B):- tail(A,C),tail(C,B).
```

We could unfold (Tamaki & Sato, 1984) this program to remove the invented symbol to derive the program:

```
f(A,B):- tail(A,C),tail(C,D),tail(D,B).
```

A side-effect of this metarule driven approach to predicate invention is that problems are forced to be decomposed into smaller reusable problems. For instance, suppose you wanted to learn a program that drops the first four elements of a list, then Metagol could learn the following program, where the invented predicate symbol `inv` is used twice:

```
f(A,B):- inv(A,C),inv(C,B).
inv(A,B):- tail(A,C),tail(C,B).
```

To learn this program, Metagol invents the predicate symbol `inv` and induces a definition for it using the *chain* metarule. Metagol uses this new predicate symbol in the definition for the target predicate `f`.

4.4.5 LIFELONG LEARNING

The aforementioned techniques for predicate invention are aimed at single-task problems. There are several approaches that invent predicate symbols in a lifelong learning setting.

Dependent learning. Predicate Invention can be performed by continually learning programs (meta-learning). For instance Lin et al. (2014) use a technique called *dependent learning* to enable Metagol to learn string transformations programs over time. Given a set of 17 string transformation tasks, their learner automatically identifies easier problems, learn programs for them, and then reuses the learned programs to help learn programs for more difficult problems. They use predicate invention to reform the bias of the learner where after a solution is learned not only is the target predicate added to the BK but also its constituent invented predicates. The authors experimentally show that their multi-task approach performs substantially better than a single-task approach because learned programs are frequently reused. Moreover, they show that this approach leads to a hierarchy of BK composed of reusable programs, where each builds on simpler programs, which can be seen as *deep inductive logic programming*. Figure 4 shows this approach. Subsequent work has extended the approach to handle thousands of tasks (Cropper, 2020).

Self-supervised learning. The goal of Playgol (Cropper, 2019) is similar to that by Lin et al. (2014) in that it aims to automatically discover reusable general programs to improve learning performance. Playgol goes one step further by not requiring a large corpus of user-supplied tasks to learn from. Before trying to solve the set of user-supplied tasks, Playgol first *plays* by randomly sampling its own tasks to solve, and tries to solve them, adding any solutions to the BK, which can be seen as a form of *self-supervised learning*. After playing Playgol tries to solve the user-supplied tasks by reusing solutions learned whilst playing. For instance, consider the program that Playgol learns for the string transformation task named `build_95`:

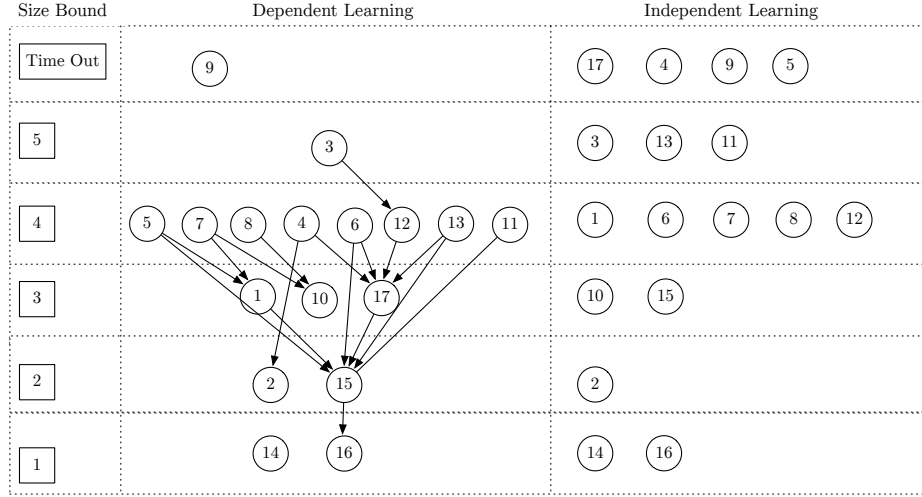


Figure 4: This figure is taken from the work of Lin et al. (2014). It shows the programs learned by dependent (left) and independent (right) learning approaches. The size bound column denotes the number of clauses in the induced program. The nodes correspond to programs and the numbers denote the task that the program solves. For the dependent learning approach, the arrows correspond to the calling relationships of the induced programs. For instance, the program to solve task three reuses the solution to solve task 12, which in turn reuses the solution to task 17, which in turn reuses the solution to task 15. Tasks 4, 5, and 16 cannot be solved using an independent learning approach, but can when using a dependent learning approach.

```

build_95(A,B):- play_228(A,C),play_136_1(C,B).
play_228(A,B):- play_52(A,B),uppercase(B).
play_228(A,B):- skip(A,C),play_228(C,B).
play_136_1(A,B):- play_9(A,C),mk_uppercase(C,B).
play_9(A,B):- skip(A,C),mk_uppercase(C,B).
play_52(A,B):- skip(A,C),copy(C,B).

```

The solution for this task is difficult to read mainly because it is almost entirely composed of invented predicate symbols. In the program, only the definitions for `uppercase/1`, `mk_uppercase/2`, `skip/2`, and `copy/2` are provided as BK; all the others are invented by Playgol. The solution for this task reuses the solution to the self-supervised *play* task `play_228` and the sub-program `play_136_1` from the play task `play_136`, where `play_136_1` is invented. The predicate `play_228` is a recursive definition that corresponds to the concept of “skip to the first uppercase letter and then copy the letter to the output”. The predicate `play_228` reuses the solution for another play task `play_52`.

4.4.6 (UNSUPERVISED) COMPRESSION

The aforementioned predicate invention approaches combine invention with induction, where the usefulness of an invented predicate symbol is measured by whether it can help solve a given learning task. However, a predicate symbol that does not help to solve the task immediately might still be useful. For instance, to learn the quicksort algorithm, the learner needs to be able to (i) partition the list given a pivot element and (ii) append two lists. If partition and append are not provided in BK, the learner would need to invent them. While both of them are essential for the task, inventing only the partition predicate would deem it useless as it is insufficient to solve the task. Several predicate invention approaches decouple invention from induction and use an alternative criteria to judge the usefulness of invented predicates. That criterion is often compression¹¹.

Auto-encoding logic programs. *Auto-encoding logic programs* (ALPs) (Dumančić et al., 2019) invent predicates by simultaneously learning a pair of logic programs: (i) an *encoder* that maps the examples given as interpretations to new interpretations defined entirely in terms of invented predicates¹², and (ii) a *decoder* that reconstructs the original interpretations from the invented ones. The invented interpretations compress the given examples and invent useful predicates by capturing regularities in the data. ALPs, therefore, change the representation of the problem. The most important implication of the approach is that the target programs are easier to express via the invented predicates. The authors experimentally show that learning from the representation invented by ALPs improves the learning performance of generative Markov logic networks (MLN) (Richards & Mooney, 1995). Generative MLNs learn a (probabilistic) logic program that explains all predicates in an interpretation, not a single target predicate. The predicates invented by ALPs therefore aid the learning of all predicates in BK.

Program refactoring. Knorf (Dumančić & Cropper, 2020) pushes the idea of ALPs even further. After learning to solve user-supplied tasks in the lifelong learning setting, Knorf compresses the learnt program by removing redundancies in it. If the learnt program contains invented predicates, Knorf revises them and introduces new ones that would lead to a smaller program. By doing so, Knorf optimises the representation of obtained knowledge. The refactored program is smaller in size and contains less redundancies in clauses, both of which lead to improved performance. The authors experimentally demonstrate that refactoring improves the learning performance in lifelong learning. More precisely, Metagol learns to solve more tasks when using the refactored BK, especially when BK is large. Moreover, the authors also demonstrate that Knorf substantially reduces the size of the BK program, reducing the number of literals in a program by 50% or more.

Theory refinement. All the aforementioned approaches are related theory *refinement* (Wrobel, 1996), which aims to improve the quality of a theory. Theory *revision* approaches (Adé et al., 1994; Richards & Mooney, 1995) revise a program so that it entails missing answers or does not entail incorrect answers. Theory *compression* (Raedt et al., 2008) approaches select a subset of clauses such that the performance is minimally affected with respect to certain examples. Theory *restructuring* changes the structure of a logic program to optimise its execution

11. Evaluating the usefulness of invented predicates via their ability to compress a theory goes back to some of the earliest work in ILP by the Duce system (Muggleton, 1987).

12. The head of every clause in the encoder invents a predicate.

or its readability (Wrobel, 1996). By contrast, the approaches described in the previous section aim to improve the quality of a theory by inventing new predicate symbols.

4.4.7 CONNECTION TO REPRESENTATION LEARNING

Predicate invention changes the representation of a problem by introducing new predicate symbols. Predicate invention is thus closely related to *representation learning* (or *feature learning*) (Bengio et al., 2013), which has witnessed a tremendous progress over the past decade in deep learning (LeCun et al., 2015). The central idea of representation learning coincides with the one behind predicate invention: improving learning performance by changing the representation of a problem. In contrast to the symbolic nature of ILP, representation learning operates on numerical principles and discovers data abstractions in tabular form. Moreover, a large subfield of representation learning focuses on representing structured data, including relational data, in such tabular form.

Despite strong connection, there is little interaction between predicate invention and representation learning. The main challenges in transferring the ideas from representation learning to predicate invention are their different operating principles. It is not clear how symbolic concepts can be invented through table-based learning principles that current representation learning approaches use. Only a few approaches (Dumančić & Blockeel, 2017; Dumančić et al., 2019; Sourek et al., 2018) start from the core ideas in representation learning, strip them of numerical principles and re-invent them from symbolic principles. A more common approach is to transform relational data into a propositional tabular form that can be used as an input to a neural network (Dash et al., 2018; Kaur et al., 2019, 2020). A disadvantage of the latter approaches is that they are applicable to propositional learning tasks, but not first-order program induction tasks where infinite domains are impossible to propositionalise. Approaches that force neural networks to invent symbolic constructs, such as ∂ ILP and *neural theorem provers* (Rocktäschel & Riedel, 2017), do so by sacrificing the expressivity of logic (they can only learn short Datalog programs).

5. ILP systems

We now describe in detail four ILP systems: Aleph (Srinivasan, 2001), TILDE (Blockeel & De Raedt, 1998), ASPAL (Corapi et al., 2011), and Metagol (Cropper & Muggleton, 2016). These systems are not necessarily the best, nor the most popular, but use considerably different approaches and are relatively simple to explain.

5.1 Aleph

Progol (Muggleton, 1995) is arguably the most influential ILP system, having influenced many systems (Srinivasan, 2001; Ray, 2009; Ahlgren & Yuen, 2013), which in turn have inspired many other ILP systems (Katzouris et al., 2015, 2016). Aleph (Srinivasan, 2001) is an ILP system based on Progol. We discuss Aleph, rather than Progol, because the implementation, written in Prolog, is easier to use and the manual is more detailed.

5.1.1 ALEPH SETTING

The Aleph problem setting is:

Given:

- A set of mode declarations M
- BK in the form of a normal program
- E^+ positive examples represented as a set of facts
- E^- negative examples represented as a set of facts

Return: A normal program hypothesis H such that:

- H is consistent with M
- $\forall e \in E^+, H \cup B \models e$ (i.e. is complete)
- $\forall e \in E^-, H \cup B \not\models e$ (i.e. is consistent)

We will discuss what H is consistent with M means later in this section.

5.1.2 ALEPH ALGORITHM.

To find a hypothesis, Aleph uses the following set covering approach:

1. Select a positive example to be generalised. If none exists, stop; otherwise proceed to the next step.
2. Construct the most specific clause (the bottom clause) (Muggleton, 1995) that entails the selected example and that is consistent with the mode declarations.
3. Search for a clause more general than the bottom clause and that has the best score.
4. Add the clause to the current hypothesis and remove all the examples made redundant by it. Return to step 1.

We discuss the basic approaches to steps 2 and 3.

STEP 2: BOTTOM CLAUSE CONSTRUCTION

Pure top-down ILP approaches can waste time constructing clauses which does not entail any positive examples. The purpose of constructing a bottom clause is to avoid this issue by bounding the search in step 3. The bottom clause is the most specific clause that explains a single example. Having constructed a bottom clause, Aleph can ignore any clauses that are not more general than it. In other words, Aleph only considers clauses which are generalisations of the bottom clause, which must all entail the example. We use the bottom clause definition provided by De Raedt (2008):

Definition 4 (Bottom clause). Let B be a clausal hypothesis and C be a clause. Then the bottom clause $\perp(C)$ is the most specific clause such that:

$$B \cup \perp(C) \models C$$

Example 8 (Bottom clause). To illustrate bottom clauses, we use an example from De Raedt (2008). Let B be:

$$B = \left\{ \begin{array}{l} \text{polygon}(A) :- \text{rectangle}(A). \\ \text{rectangle}(A) :- \text{square}(A). \end{array} \right\}$$

And let C be:

$$C = \text{pos}(A) :- \text{red}(A), \text{square}(A).$$

Then:

$$\perp(C) = \text{pos}(A) :- \text{red}(A), \text{square}(A), \text{rectangle}(A), \text{polygon}(A).$$

This bottom clause contains the literal $\text{rectangle}(A)$ because it is implied by $\text{square}(A)$. The inclusion of $\text{rectangle}(A)$ in turn implies the inclusion of $\text{polygon}(A)$.

Any clause that is not more general than the bottom clause cannot entail C and so can be ignored. For instance, we can ignore the clause $\text{pos}(A) :- \text{green}(A)$ because it is not more general than $\perp(C)$.

We do not describe how to construct the bottom clause. See the paper by Muggleton (1995) and the book of De Raedt (2008) for good explanations. However, it is important to understand that, in general, a bottom clause can have infinite cardinality. To restrict the construction of the bottom clause (and in turn the hypothesis space), Aleph uses *mode declarations* (Section 3.5.1). Having constructed a bottom clause, Aleph then searches for generalisations of $\perp(C)$ in Step 3. In this way, Aleph can be seen as a bottom-up approach because it starts with the examples and tries to generalise them.

STEP 3: CLAUSE SEARCH

In Step 3, Aleph is given a bottom clause of the form $h :- b_1, \dots, b_n$ and searches for generalisations of this clause. The importance of constructing the bottom clause is that it bounds the search space from below (the bottom clause). Aleph starts with the most general clause $h :-$ and tries to specialise it by adding literals to it, which it selects from the bottom clause or by instantiating variables. In this way, Aleph performs a top-down search. Each specialisation of a clause is called a *refinement*. Properties of refinement operators (Shapiro, 1983) are well studied in ILP (Nienhuys-Cheng & Wolf, 1997; De Raedt, 2008), but are beyond the scope of this paper. The key thing to understand is that Aleph's search is bounded from above (the most general clause) and below (the most specific clause). Figure 5 illustrates the search space of Aleph when given the bottom clause $\perp(C)$.

Aleph performs a bounded breadth-first search to enumerate shorter clauses before longer ones, although a user can easily change the search strategy. The search is bounded by several parameters, such as a maximum clause size and a maximum proof depth. Aleph evaluates (assigns a score) to each clause in the search. Aleph's default evaluation function is *coverage* defined as $P - N$, where P and N are the number of positive and negative examples respectively entailed by the clause. Aleph comes with 13 evaluation functions, such as *entropy* and *compression*.

Having found the best clause, Aleph adds the clause to the hypothesis, removes all the positive examples covered by the new hypothesis, and returns to Step 1. We do not have enough space to detail the whole clause search mechanism, and how the score is computed, so we refer to the reader to the Progol tutorial by Muggleton and Firth (2001) for a more detailed introduction.

5.1.3 DISCUSSION

Advantages. Aleph is one of the most popular ILP systems because (i) it has a solid and easily available implementation with many options, and (ii) it has good empirical performance.

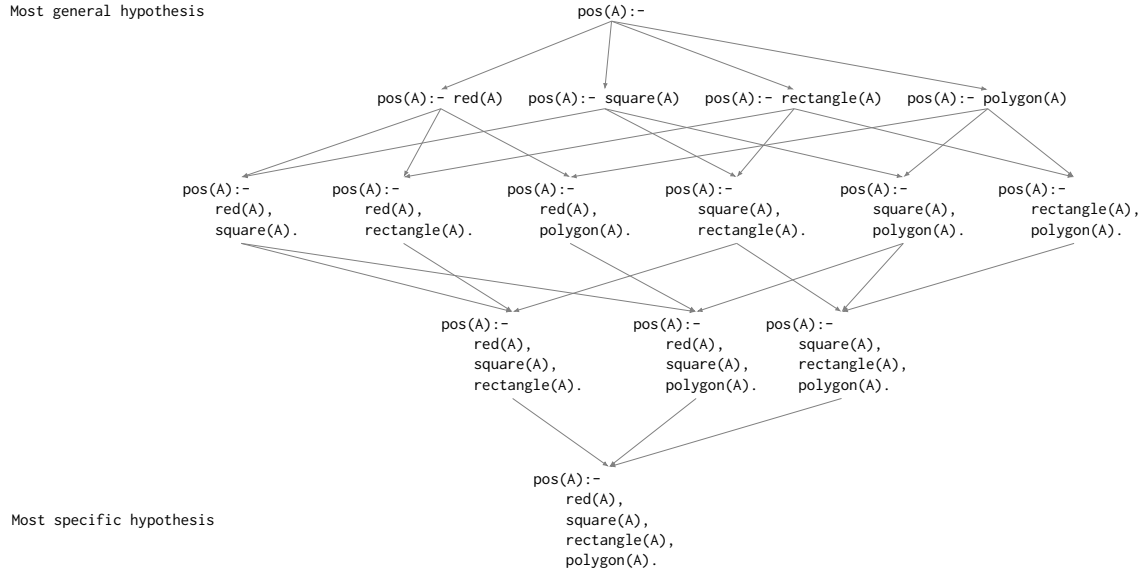


Figure 5: Aleph bounds the hypothesis space from above (the most general hypothesis) and below (the most specific hypothesis). Aleph starts the search from the most general hypothesis and specialises (by adding literals from the bottom clause) it until it find the best hypothesis.

Moreover, it is a single Prolog file, which makes it easy to download and use¹³. Because it uses a bottom clause to bound the search, Aleph is also very efficient at identifying relevant constant symbols that may appear in a hypothesis, which is not the case for pure top-down approaches. Aleph also supports many other features, such as numerical reasoning, inducing constraints, and allowing user-supplied cost functions.

Disadvantages. Because it is based on inverse entailment, Aleph struggles to learn recursive programs and optimal programs and does not support predicate invention. Another problem with Aleph is that it uses many parameters, such as parameters that change the search strategy when generalising a bottom clause (step 3) and parameters that change the structure of learnable programs (such as limiting the number of literals in the bottom clause). These parameters can greatly influence learning performance. Even for experts, it is non-trivial to find a suitable set of parameters for a problem.

5.2 TILDE

TILDE (Blockeel & De Raedt, 1998) is a first-order generalisation of decision trees, and specifically the C4.5 (Quinlan, 1993) learning algorithm. TILDE learns from interpretations, instead of entailment as Aleph, and is an instance of top-down methodology.

13. Courtesy of Fabrizio Riguzzi and Paolo Niccolò Giubelli, Aleph is now available as a SWIPL package at <https://www.swi-prolog.org/pack/list?p=aleph>

5.2.1 TILDE SETTING

The TILDE problem setting is:

Given:

- A set of classes C
- A set of mode declarations
- A set of examples E represented as a set of interpretations
- BK in the form of a definite program

Return: A (normal) logic program hypothesis H such that:

- $\forall e \in E, H \wedge B \wedge e \models c, c \in C$, where c is the class of the example e
- $\forall e \in E, H \wedge B \wedge e \not\models c', c' \in C - \{c\}$

5.2.2 TILDE ALGORITHM

TILDE behaves almost exactly the same as C4.5 limited to binary attributes, meaning that it uses the same heuristics and pruning techniques. What TILDE does differently is the generation of candidates splits. Whereas C4.5 generates candidates as attribute-value pairs (or value inequalities in case of continuous attributes), TILDE uses conjunctions of literals. The conjunctions are explored gradually from the most general to the most specific ones, where θ -subsumption (Section 2) is used as an ordering.

To find a hypothesis, TILDE employs a divide-and-conquer strategy recursively repeating the following steps:

- if all examples belong to the same class, create a leaf predicting that class
- for each candidate conjunction $conj$, find the normalised information gain when splitting on $conj$
 - if no candidate provides information gain, turn the previous node into a leaf predicting the majority class
- create a decision node n that splits on the candidate conjunction with the highest information gain
- Recursively split on the subsets of data obtained by the splits and add those nodes as children of n

Example 9 (Machine repair example (Blockeel & De Raedt, 1998)). To illustrate TILDE's learning procedure, consider the following example. Each example is as interpretation (a set of facts) and it describes (ii) a machine with parts that are worn out, and (ii) an action an engineer should perform: fix the machine, send it back to the manufacturer, or nothing if the machine is ok. These actions are the classes to predict.

$$E = \left\{ \begin{array}{l} E1: \{worn(gear). worn(chain). class(fix).\} \\ E2: \{worn(engine). worn(chain). class(sendback).\} \\ E3: \{worn(wheel). class(sendback).\} \\ E4: \{class(ok).\} \end{array} \right\}$$

Background knowledge contains information which parts are replaceable and which are not:

$$B = \left\{ \begin{array}{l} \text{replaceable}(\text{gear}). \\ \text{replaceable}(\text{chain}). \\ \text{not_replaceable}(\text{engine}). \\ \text{not_replaceable}(\text{wheel}). \end{array} \right\}$$

Like any top-down approach, TILDE starts with the most general program (an empty program) and gradually refines it (specialises it) until the satisfactory performance is reached. To refine the program, TILDE relies on mode declarations which define conjunctions that can be added to the current clause.

Assume the mode declarations:

```
mode(replaceable(+X)).
mode(not_replaceable(+X)).
mode(worn(+X)).
```

Each mode declaration forms a candidate split:

```
worn(X).
replaceable(X).
not_replaceable(X).
```

The conjunction `worn(X)` yields the highest information gain (calculated as with propositional C4.5) and is set as the root of the tree. For details about the C4.5 and information gain, we refer the reader to excellent machine learning book by Mitchell (1997).

TILDE proceeds by recursively repeating the same procedure over both outcomes of the test: when `worn(X)` is true and false. When the root test fails, the dataset contains a single example (E4); TILDE forms a branch by creating the leaf predicting the class `ok`. When the root test succeeds, not all examples (E1, E2, E3) belong to the same class. TILDE thus refines the root node further:

<code>worn(X), worn(X).</code>	<code>worn(X), worn(Y).</code>
<code>worn(X), replaceable(X).</code>	<code>worn(X), replaceable(Y).</code>
<code>worn(X), not_replaceable(X)</code>	<code>worn(X), not_replaceable(Y)</code>

The candidate refinement `worn(X), not_replaceable(X)` perfectly divides the remaining examples and thus `not_replaceable(X)` is added as the subsequent test. All examples are classified correctly, and thus the learning stops.

The final TILDE tree is (illustrated in Figure 6):

```
class(X,sendback):- worn(X),not_replaceable(X),!.
class(X,fix):- worn(X),!.
class(X,ok).
```

Note the usage of the cut (!) operator, which is essential to ensure that only one branch of the decision tree holds for each example.

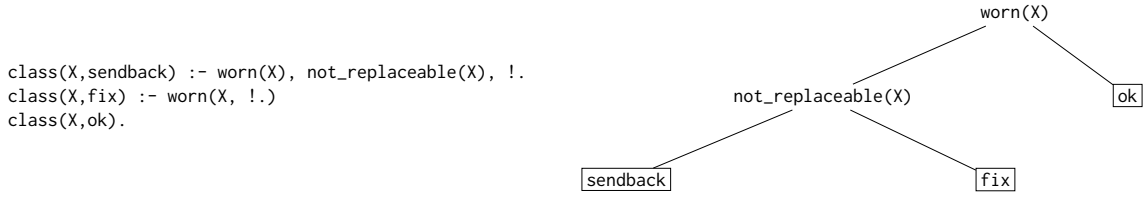


Figure 6: TILDE learns tree-shaped (normal) programs. Clauses in the program correspond to paths along the tree.

5.2.3 DISCUSSION

Advantages. An interesting aspect of TILDE is that it learns normal logic programs (which includes negation) instead of plain logic programs. This means that TILDE can learn more expressive than the majority of ILP systems. To match its expressivity, a system needs to support negation in the body. Another advantage of TILDE is that, compared to other ILP systems, it supports both categorical and numerical data. Indeed, TILDE is an exception among ILP systems, which usually struggle to handle numerical data. At any refinement step, TILDE can add a literal of the form $<(X, V)$, or equivalently $X < V$ with V being a value. TILDE’s stepwise refinement keeps the number of inequality tests tractable.

Disadvantages. Though TILDE learns normal programs, it requires them to be in a shape of a tree and does not support recursion. Furthermore, TILDE inherits the limitations of top-down systems, such as generating many needless candidates. Another weakness of TILDE is the need for lookahead. Lookahead is needed when a single literal is useful only in a conjunction with another literal. Consider, for instance, that the machine repair scenario has a relation `number_of_components/2` and the target rule that a machine needs to be fixed when a part consisting of more than 3 parts is worn out:

```
class(fix):- worn(X),number_of_components(X,Y),Y > 3.
```

To find this clause, TILDE would first refine the clause:

```
class(fix):- worn(X).
```

into:

```
class(fix):- worn(X),number_of_components(X,Y).
```

However, this candidate clause would be rejected as it yields no information gain (every example covered by the first clause is also covered by the second clause). Introduction of a literal with `number_of_components/2` predicate is only helpful if it is introduced together with the inequality related to the second argument of the literal. Informing TILDE about this dependency is known as lookahead.

5.3 ASPAL

ASPAL (Corapi et al., 2011) was one of the first meta-level ILP systems, which directly influenced other ILP systems, notably ILASP. ASPAL is one of the simplest ILP systems to explain. It uses

the mode declarations to build every possible clause that could be in a hypothesis. It adds a flag to each clause indicating whether the clause should be used in a hypothesis. It then formulates this problem as an ASP problem of deciding which flags to turn on.

5.3.1 ASPAL SETTING

The ASPAL problem setting is:

Given:

- A set of mode declarations M
- BK in the form of a normal program
- E^+ positive examples represented as a set of facts
- E^- negative examples represented as a set of facts
- A penalty function γ

Return: A normal program hypothesis H such that:

- H is consistent with M
- $\forall e \in E^+, H \cup B \models e$ (i.e. is complete)
- $\forall e \in E^-, H \cup B \not\models e$ (i.e. is consistent)
- The penalty function γ is minimal

5.3.2 ASPAL ALGORITHM

ASPAL encodes an ILP problem as a meta-level ASP program. The answer sets of this meta-level program are solutions to the ILP task. The ASPAL algorithm is one of the simplest in ILP:

1. Generate all possible rules consistent with the given mode declarations. It assigns each rule a unique identifier and adds that as an abducible (guessable) literal in each rule.
2. Use an ASP solver to find a minimal subset of the rules.

Step 1 is a little more involved, and we explain why below. In addition, similar to Aleph, ASPAL has several input parameters that contrast the size of the hypothesis space, such as the maximum number of body literals and the maximum number of clauses. Step 2 use an ASP optimisation statement to learn a program with the minimal penalty.

5.3.3 ASPAL EXAMPLE

Example 10 (ASPAL). To illustrate ASPAL, we slightly modify the example from Corapi et al. (2011). We also ignore the penalty statement. ASPAL is given as input B , E^+ , E^- , and M :

$$B = \left\{ \begin{array}{l} \text{bird(alice).} \\ \text{bird(betty).} \\ \text{can(alice,fly).} \\ \text{can(betty,swim).} \\ \text{ability(fly).} \\ \text{ability(swim).} \end{array} \right\}$$

$$E^+ = \{ \text{penguin(betty).} \} \quad E^- = \{ \text{penguin(alice).} \}$$

$$M = \left\{ \begin{array}{l} \text{modeh(penguin(+bird)).} \\ \text{modeb(*,notcan(+bird,#ability))} \end{array} \right\}$$

Given these modes, the possible rules are:

```

penguin(X):- bird(X).
penguin(X):- bird(X), not can(X,fly).
penguin(X):- bird(X), not can(X,swim).
penguin(X):- bird(X), not can(X,swim), not can(X,fly).

```

ASPAL generates skeleton rules which replace constants with variables and adds an extra literal to each rule as an abducible literal:

```

penguin(X):- bird(X), rule(r1).
penguin(X):- bird(X), not can(X,C1), rule(r2,C1).
penguin(X):- bird(X), not can(X,C1), not can(X,C2), rule(r3,C1,C2).

```

ASPAL forms a meta-level ASP program from these rules that is passed to an ASP solver:

```

bird(alice).
bird(betty).
can(alice,fly).
can(betty,swim).
ability(fly).
ability(swim).
penguin(X):- bird(X), rule(r1).
penguin(X):- bird(X), not can(X,C1), rule(r2,C1).
penguin(X):- bird(X), not can(X,C1), not can(X,C2), rule(r3,C1,C2).
0 {rule(r1),rule(r2,fly),rule(r2,swim),rule(r3,fly,swim)}4.
goal : - penguin(betty), not penguin(alice).
: - not goal.

```

The key statement in this meta-level program is:

```
0 {rule(r1),rule(r2,fly),rule(r2,swim),rule(r3,fly,swim)}4.
```

This statement is a choice rule, which states none or at most 4 of the literals {rule(r1), rule(r2,fly), rule(r2,swim), rule(r3,fly,swim)} could be true. The job of the ASP solver is to basically determine which of those literals should be true, which corresponds to an answer set for this program:

```
rule(r2,c(fly)).
```

Which is translated to a program:

```
penguin(A):- not can(A,fly).
```

5.3.4 DISCUSSION

Advantages. A major advantage of ASPAL is its sheer simplicity, which has inspired other approaches, notably (Law et al., 2014). It also learns optimal programs by employing ASP optimisation constraints.

Disadvantages. The main limitation of ASPAL is scalability. It precomputes every possible rule in a hypothesis, which is clearly infeasible on all but trivial problems. For instance, when learning game rules from observations (Cropper et al., 2020b), ASPAL performs worse than a simple baseline for this reason.

5.4 Metagol

An *interpreter* is a program that evaluates (interprets) programs. A *meta-interpreter* is an interpreter written in the same language that it evaluates. Metagol (Muggleton et al., 2015; Cropper & Muggleton, 2016; Cropper et al., 2020) is a form of ILP based on a Prolog meta-interpreter.

5.4.1 METAGOL SETTING

The Metagol problem setting is:

Given:

- A set of metarules M
- BK in the form of a definite program
- E^+ positive examples represented as a set of facts
- E^- negative examples represented as a set of facts

Return: A definite program hypothesis H such that:

- $\forall e \in E^+, H \cup B \models e$ (i.e. is complete)
- $\forall e \in E^-, H \cup B \not\models e$ (i.e. is consistent)
- $\forall h \in H, \exists m \in M$ such that $h = m\theta$, where θ is a substitution that grounds all the existentially quantified variables in m

The last condition ensures that a hypothesis is an instance of the given metarules. It is this condition that enforces the strong inductive bias in Metagol.

5.4.2 METAGOL ALGORITHM

Metagol uses the following procedure to find a hypothesis:

1. Select a positive example (an atom) to generalise. If none exists, stop, otherwise proceed to the next step.
2. Try to prove the atom by:
 - (a) using given BK or an already induced clause
 - (b) unifying the atom with the head of a metarule (Section 3.5.2), binding the variables in a metarule to symbols in the predicate and constant signatures, saving the substitutions, and then proving the body of the metarule through meta-interpretation (by treating the body atoms as examples and applying step 1 to them)
3. After proving all positive examples, check the hypothesis against the negative examples. If the hypothesis does not entail any negative example stop. Otherwise backtrack to a choice point at step 2 and continue.

In other words, Metagol induces a logic program by constructing a proof of the positive examples. It uses metarules to guide the proof search. After proving all the examples, the induced program is complete by construction. Metagol checks the consistency of the induced program against the negative examples. If the program is inconsistent, Metagol backtracks to explore different proofs (programs).

Metarules are fundamental to Metagol. For instance, the *chain* metarule is:

$$P(A,B) :- Q(A,C), R(C,B).$$

The letters P , Q , and R denote second-order variables. Metagol internally represents metarules as Prolog facts of the form:

```
metarule(Name, Subs, Head, Body).
```

Here *Name* denotes the metarule name, *Subs* is a list of variables that Metagol should find substitutions for, and *Head* and *Body* are list representations of a clause. For example, the internal representation of the *chain* metarule is:

```
metarule(chain, [P, Q, R], [P, A, B], [[Q, A, C], [R, C, B]]).
```

Metagol represents substitutions as Prolog facts of the form:

```
sub(Name, Subs).
```

Here *Name* is the name of the metarule and *Subs* is a list of substitutions.

To avoid learning overly large programs, Metagol enforces a bound on the program size. Metagol uses iterative deepening to search for hypotheses. At depth $d = 1$ Metagol is allowed to induce at most one clause. If such a hypothesis exists, Metagol returns it. Otherwise, Metagol continues to the next iteration $d + 1$. At each iteration d , Metagol introduces $d - 1$ new predicate symbols and is allowed to use d clauses. New predicate symbols are formed by taking the name of the task and adding underscores and numbers. For example, if the task is *f* and the depth is 4 then Metagol will add the predicate symbols *f_1*, *f_2*, and *f_3* to the predicate signature.

5.4.3 METAGOL EXAMPLE

Example 11 (Kinship example). To illustrate Metagol, suppose you have the following background knowledge:

$$B = \left\{ \begin{array}{l} \text{mother(ann, amy).} \\ \text{mother(ann, andy).} \\ \text{mother(amy, amelia).} \\ \text{mother(amy, bob).} \\ \text{mother(linda, gavin).} \\ \text{father(steve, amy).} \\ \text{father(steve, andy).} \\ \text{father(andy, spongebob).} \\ \text{father(gavin, amelia).} \end{array} \right\}$$

And the following metarules represented in Prolog:

```
metarule(ident, [P, Q], [P, A, B], [[Q, A, B]]).
metarule(chain, [P, Q, R], [P, A, B], [[Q, A, C], [R, C, B]]).
```

Then we can call Metagol with a lists of positive (E^+) and negative (E^-) examples:

$$E^+ = \left\{ \begin{array}{l} \text{grandparent(ann, amelia).} \\ \text{grandparent(steve, amelia).} \\ \text{grandparent(steve, spongebob).} \\ \text{grandparent(linda, amelia).} \end{array} \right\}$$

$$E^- = \{ \text{grandparent}(\text{amy}, \text{amelia}). \}$$

In Step 1, Metagol selects an atom (an example) to generalise. Suppose Metagol selects `grandparent(ann,amelia).` In Step 2a, Metagol tries to prove this atom using the BK or an already induced clause. Since `grandparent/2` is not part of the BK and Metagol has not yet induced any clauses, this step fails. In Step 2b, Metagol tries to prove this atom using a metarule. Metagol can, for instance, unify the atom with the head of the *ident* metarule to form the clause:

`grantparent(ann,amelia):- Q(ann,amelia).`

Metagol would save a metasub for this clause:

`sub(indent,[grantparent,Q])`

The symbol `Q` in this metasub is still a variable.

Metagol then recursively tries to prove the atom `Q(ann,amelia).` Since there is no `Q` such that `Q(ann,amelia)` is true, this step fails.

Because the *ident* metarule failed, Metagol removes the metasub and backtracks to try a different metarule. Metagol can unify the atom with the *chain* metarule to form the clause:

`grantparent(ann,amelia):- Q(ann,C),R(C,amelia).`

Metagol would save a metasub for this clause:

`sub(chain,[grantparent,Q,R])`

Metagol then recursively tries to prove the atoms `Q(ann,C)` and `R(C,amelia).` Suppose the recursive call to prove `Q(ann,C)` succeeds by substituting `Q` with `mother` to form the atom `mother(ann,amy).` Then this successful substitution binds `Q` in the metasub to `mother` and binds `C` to `amy` which is propagated to the other atom which now becomes `R(amy,amelia).` Metagol can also prove this second atom by substituting `R` with `mother` to form the atom `mother(amy,amelia).` The proof is now complete and Metagol and the metasub is now:

`sub(chain,[grantparent,mother,mother])`

This metasub essentially means that Metagol has induced the clause:

`grantparent(A,B):- mother(A,C),mother(C,B).`

After proving the example, Metagol will move to Step 1 pick another example. Suppose it picks the example `grandparent(steve,amelia).` Then in Step 2 Metagol tries to generalise this atom. In Step 2a, Metagol tries to prove this atom using the BK, which again clearly fails, and then tries to prove this atom using an already induced clause. Since `grantparent(steve,amelia):- mother(steve,C),mother(C,amelia)` fails, this step fails. In Step 2b, Metagol tries to prove this atom again using a metarule. Metagol can again use the *chain* metarule but with different substitutions to form the metasub:

`sub(metarule,[grantparent,father,mother])`

This metasub corresponds to the clause:

```
grantparent(A,B):- father(A,C),mother(C,B).
```

Metagol has now proven the first two examples by inducing the clauses:

```
grantparent(A,B):- mother(A,C),mother(C,B).
grantparent(A,B):- father(A,C),mother(C,B).
```

If given no bound on the program size, then Metagol would prove the other two examples the same way by inducing two more clauses to finally form the program:

```
grantparent(A,B):- mother(A,C),mother(C,B).
grantparent(A,B):- father(A,C),mother(C,B).
grantparent(A,B):- father(A,C),father(C,B).
grantparent(A,B):- mother(A,C),father(C,B).
```

In practice, however, Metagol would not learn this program. It would induce the following program:

```
grandparent(A,B):- grandparent_1(A,C),grandparent_1(C,B).
grandparent_1(A,B):- father(A,B).
grandparent_1(A,B):- mother(A,B).
```

In this program, the symbol `grandparent_1` is *invented* and corresponds to the parent relation. However, it is difficult to concisely illustrate predicate invention in this example. We, therefore, illustrate predicate invention in Metagol with an even simpler example.

Example 12 (Predicate invention). Suppose we have the single positive example:

$$E^+ = \{ f([i,l,p],p). \}$$

Also suppose that we only have the *chain* metarule and the background relations `head/2` and `tail/2`. Given this input, in Step 2b, Metagol will try to use the chain metarule to prove the example. However, using only the given the BK and metarules, the only programs that Metagol can construct are combinations of the four clauses:

```
f(A,B):- head(A,C),head(C,B).
f(A,B):- head(A,C),tail(C,B).
f(A,B):- tail(A,C),tail(C,B).
f(A,B):- tail(A,C),head(C,B).
```

No combination of these clauses can prove the examples, so Metagol must use predicate invention to learn a solution.

To use predicate invention, Metagol will try to prove the example using the chain metarule, which will lead to the construction of the program:

```
f([i,l,p],p):- Q([i,l,p],C),R(C,p).
```

Metagol would save a metasub for this clause:

```
sub(chain,[f,Q,R]).
```

Metagol will then try to recursively prove both $Q([i, l, p], C)$ and $R(C, p)$. To prove $Q([i, l, p], C)$, Metagol will say that it cannot prove it using a relation in the BK, so it will try to invent a new predicate symbol, which leads to the new atom $f_1([i, l, p], C)$ and the program:

$$f([i, l, p], p) :- f_1([i, l, p], C), R(C, p).$$

Note that this binds Q in the metasub to f_1 .

Metagol then tries to prove the $f_1([i, l, p], C)$ and $R(C, p)$ atoms. To prove $f_1([i, l, p], C)$, Metagol could use the chain metarule to form the clause:

$$f_1([i, l, p], C) :- Q2([i, l, p], D), R2(D, C).$$

Metagol would save another metasub for this clause:

$$\text{sub}(\text{chain}, [f_1, Q2, R2]).$$

Metagol then tries to prove the $Q2([i, l, p], D)$ and $R2(D, C)$ atoms. Metagol can prove $Q2([i, l, p], D)$ by binding $Q2$ to tail so that D is bound to $[l, p]$. Metagol can then prove $R2([l, p], C)$ by binding $R2$ to tail so that C is bound $[p]$. Remember that the binding of variables is propagated throughout the program, so C in $R(C, p)$ is now bound to $R([p], p)$. Metagol then tries to prove the remaining atom $R([p], p)$, which it can by binding R to head. The proof of all the atom is now complete and all ground metasubs are now:

$$\begin{aligned} &\text{sub}(\text{chain}, [f, f_1, \text{head}]). \\ &\text{sub}(\text{chain}, [f_1, \text{tail}, \text{tail}]). \end{aligned}$$

These metasubs correspond to the program:

$$\begin{aligned} f(A, B) &:- f_1(A, C), \text{head_1}(C, B). \\ f_1(A, B) &:- \text{tail}(A, C), \text{tail}(C, B). \end{aligned}$$

5.5 Discussion

Advantages. Metagol supports both predicate invention and learning recursive programs. Because it uses iterative deepening over the program size, it is guaranteed to learn the smallest program. Because it uses metarules, Metagol can tightly restrict the search space, which means that it is extremely efficient at finding solutions. Another advantage is in terms of the implementation. Because it is based on a Prolog meta-interpreter, the basic Metagol implementation is less than 100 lines of Prolog code. This succinctness makes Metagol extremely easy to adapt, such as to add negation (Siebers & Schmid, 2018), to add types (Morel et al., 2019), to learn higher-order programs (Cropper et al., 2020), to learn efficient programs (Cropper & Muggleton, 2015, 2019), and to combine with Bayesian inference (Muggleton et al., 2013).

Disadvantages. As mentioned in Section 3.5.2, deciding which metarules to use for a given task is a major open problem. For some tasks, such as string transformations, it is relatively straightforward to choose a suitable set of metarules because one already knows the general form of hypotheses. However, when one has little knowledge of the target solutions, then Metagol is unsuitable. There is some preliminary work in identifying universal sets of metarules (Cropper & Muggleton, 2014; Tourret & Cropper, 2019; Cropper & Tourret, 2020). However, this work mostly focuses on dyadic logic. If a problem contains predicates of arities greater than two,

then Metagol is almost certainly unsuitable. The Metagol search complexity is exponential (Lin et al., 2014) in the number of clauses which makes it difficult to learn long programs. Another problem is that because Metagol works by constructing partial programs, it is highly sensitive to the size of the input (Cropper & Morel, 2020). Finally, Metagol cannot handle noisy examples.

6. Applications

ILP has been successfully used in many applications. We now briefly discuss application areas of ILP

Bioinformatics and drug design. Perhaps the most prominent application of ILP is in bioinformatics and drug design. ILP is especially suitable for such problems because biological structures, including molecules and protein interaction networks, can easily be expressed as relations: molecular bonds define relations between atoms, and interactions define relations between proteins. Moreover, as mentioned in the introduction, ILP induces human-readable models. ILP can, therefore, make predictions based on the (sub)structured present in biological structures which domain experts can interpret. The types of task ILP has been applied to include identifying and predicting ligands (substructures responsible for medical activity) (Finn et al., 1998; Srinivasan et al., 2006; Kaalia et al., 2016), predicting mutagenic activity of molecules and identifying structural alerts for the causes of chemical cancers (Srinivasan et al., 1997, 1996), learning protein folding signatures (Turcotte et al., 2001), inferring missing pathways in protein signalling networks (Inoue et al., 2013), and modelling inhibition in metabolic networks (Tamaddoni-Nezhad et al., 2006).

Robot scientist. One of the most notable applications of ILP was in the *Robot Scientist* project (King et al., 2009). The Robot Scientist uses logical BK to represent the relationships between protein-coding sequences, enzymes, and metabolites in a pathway. The Robot Scientist uses ILP to automatically generate hypotheses to explain data, and can then devise experiments to test hypotheses, run the experiments, interpret the results, and then repeat the cycle (King et al., 2004). Whilst researching yeast-based functional genomics, the Robot Scientist became the first machine to independently discover new scientific knowledge (King et al., 2009).

Ecology. There has been much recent work on applying ILP in ecology (Bohan et al., 2011; Tamaddoni-Nezhad et al., 2014; Bohan et al., 2017). For instance, Bohan et al. (2011) use ILP to generate plausible and testable hypotheses for trophic relations ('who eats whom') from ecological data.

Program analysis. Due to the expressivity of logic programs as a representation language, ILP systems have found successful applications in software design. ILP systems have proven effective in learning SQL queries (Albarghouthi et al., 2017; Sivaraman et al., 2019) and programming language semantics (Bartha & Cheney, 2019). Other applications include code search (Sivaraman et al., 2019), in which an ILP system interactively learns a search query from examples, and software specification recovery from execution behaviour (Cohen, 1994b, 1995a).

Data curation and transformation. Another successful application of ILP is in data curation and transformation, which is again largely due to the fact that ILP can learn executable programs. The most prominent example of such task are string transformations, such as the

example given in the introduction. There is much interest in this topic, largely due to success in synthesising programs for end-user problems, such as string transformations in Microsoft Excel (Gulwani, 2011). String transformation have become a standard benchmark for recent ILP papers (Lin et al., 2014; Cropper et al., 2020; Cropper & Dumančić, 2020; Cropper & Morel, 2020; Cropper, 2019). Other transformation tasks include extracting values from semi-structures XML files or medical records, extracting relations from ecological papers and spreadsheet manipulation (Cropper et al., 2015).

Learning from transition systems. Learning from interpretation transitions (LFIT) (Inoue et al., 2014) automatically constructs a model of the dynamics of a system from the observation of its state transitions¹⁴. Given time-series data of discrete gene expression, it can learn gene interactions, thus allowing to explain and predict states changes over time (Ribeiro et al., 2020). For instance, Martínez et al. (2015, 2016) combine LFIT with a reinforcement learning algorithm to learn probabilistic models with exogenous effects (effects not related to any action) from scratch. The learner was notably integrated in a robot to perform the task of clearing the tableware on a table. In this task external agents interacted, people brought new tableware continuously and the manipulator robot had to cooperate with mobile robots to take the tableware to the kitchen. The learner was able to learn a usable model in just five episodes of 30 action executions.

Natural language processing. Many natural language processing tasks require understanding of the syntax and semantics of the language. ILP is suited for addressing such tasks for three reasons (i) it is based on an expressive formal language which can capture/respect the syntax and semantics of the natural language, (ii) linguistics knowledge and principles can be integrated into ILP systems, and (iii) the learnt clauses are understandable to a linguist. The typical linguistic tasks ILP has been applied to concern learning grammars (Mooney & Califf, 1995; Law et al., 2019; Muggleton et al., 2014) and parsers (Zelle & Mooney, 1996, 1995; Mooney, 1999) from examples. For an extensive overview of language tasks that can benefit from ILP see (Dzeroski et al., 1999).

Physics-informed learning. A major strength of ILP is its ability to incorporate and exploit background knowledge. Several ILP applications solve problems from *first principles*: provided physical models of the basic primitives, ILP systems can induce the target hypothesis whose behaviour is derived from the basic primitives. For instance, ILP systems can use a theory of light to understand images (Dai et al., 2017; Muggleton et al., 2018). Similarly, simple electronic circuits can be constructed from the examples of target behaviour and the physics of basic electrical components (Grobelnik, 1992) and models of simple dynamical systems can be learned given the knowledge about differential equations (Bratko et al., 1991).

Robotics. Similarly to the previous category, robotics applications often require incorporating domain knowledge or imposing certain requirements on the learnt programs. For instance, The Robot Engineer (Sammut et al., 2015) uses ILP to design tools for robot and even complete robots, which are tests in simulations and real world environments. Metagol_o (Cropper & Muggleton, 2015) learns robot strategies considering their resource efficiency and Antanas et al. (2015) recognise graspable points on objects through relational representations of objects.

14. The LFIT implementations are available at: <https://github.com/Tony-sama/pylfrit>

Games. Inducing game rules has a long history in ILP, where chess has often been the focus (Goodacre, 1996; Morales, 1996; Muggleton et al., 2009a). For instance, Bain (1994) studies inducing rules to determine the legality of moves in the chess KRK (king-rook-king) endgame. Besides chess, Castillo and Wrobel (2003) uses a top-down ILP system and active learning to induce a rule for when a square is safe in the game minesweeper. Law et al. (2014) uses ILASP to induce the rules for Sudoku and shows that this more expressive formalism allows for game rules to be expressed more compactly. More recently, Cropper et al. (2020b) introduce the ILP problem of *inductive general game playing*: the problem of inducing game rules from observations, such as *Checkers*, *Sokoban*, and *Connect Four*.

Other. Other notable applications include learning event recognition systems (Katzouris et al., 2015, 2016) and tracking the evolution of online communities (Athanasopoulos et al., 2018). Evans and Grefenstette (2018) apply ILP to the MNIST dataset. Evans et al. (2019) apply the *Apperception Engine* to explain sequential data, such as rhythms and simple nursery tunes, image occlusion tasks, and sequence induction intelligence tests.

7. Related work

We now provide a more general background to ILP and try to connect it to other forms of machine learning.

7.1 Machine learning

ILP is a form of ML, which surprises many researchers who only associate machine learning with statistical techniques. However, the idea of machine learning dates back to Turing (1950) who anticipated the difficulty in programming a computer with human intelligence and instead suggested building computers that learn similar to how a human child learns. Turing also suggested learning with a logical representation and BK and hinted at the difficulty of learning without it (Muggleton, 2014). Most researchers now use Mitchell’s (1997) definition of ML:

Definition 5. (Machine learning) A learning algorithm is said to learn from experience E with respect to some class of tasks T and performance measure P , if its performance at tasks in T , as measured by P , improves with experience E .

If we follow this definition then it is clear that ILP is no different from standard machine learning approaches: it improves given more examples. The confusion seems to come from ILP’s use of logic programs, rather than tables of numbers, as a representation for learning. But, as Domingos (2015) points out, there are generally five areas of ML: symbolists, connectionists, Bayesian, analogisers, and evolutionists. ILP is in the *symbolic learning* category.

Logic-based ML. Alan Turing can be seen as the first AI symbolist, as he proposed using a logical representation to build thinking machines (Muggleton, 1994). John McCarthy, however, made the first comprehensive proposal for the use of logic in AI with his highly ambitious *advice seeker* idea (McCarthy, 1959). Much work on using logic specifically for machine learning soon followed. Recognising the limitations of table-based representations, Banerji (1964) proposed using predicate logic as a representation language for learning and even emphasised the importance of allowing new concepts. Michalski’s (1969) work on the AQ algorithm, which induces

rules using a set covering algorithm, has greatly influenced many ILP systems, such as FOIL (Quinlan, 1990) and Progol (Muggleton, 1995).

Short ILP history. Plotkin’s (1971) work on subsumption and least general generalisation has influenced nearly all of ILP and almost all of ILP theory is connected to the notion of subsumption. Other notable work includes Vera (1975) on induction algorithms for predicate calculus and Sammut’s (1981) MARVIN system, which was one of the first systems to learn executable programs. Shapiro’s (1983) work on inducing Prolog programs made major contributions to ILP, including the concepts of backtracking and refinement operators. Quinlan’s (1990) FOIL system is one of the most well-known ILP systems and is natural extension of ID3 (Quinlan, 1986) from the propositional setting to the first-order setting and uses similar information gain. Other notable contributions around this time include the introduction of *inverse resolution* (Muggleton & Buntine, 1988), which was also one of the earliest approaches at predicate invention. The field of ILP was founded by Muggleton in 1991, who stated that it lies at the intersection of machine learning and knowledge representation (Muggleton, 1991). Muggleton also introduced many of the most popular early ILP systems, including Duce (Muggleton, 1987), CIGOL (Muggleton & Buntine, 1988), and most notably, Progol (Muggleton, 1995), which introduced the idea of *inverse entailment* and which later inspired much research.

7.2 Program synthesis

Because ILP induces programs, it is also a form of *program synthesis* (Manna & Waldinger, 1980; Shapiro, 1983), where the goal is to build a program from a specification. Universal induction methods, such as Solomonoff induction (Solomonoff, 1964a, 1964b) and Levin search (Levin, 1973) are forms of program synthesis. However, universal methods are impractical because they learn only from examples and, as Mitchell (1997) points out, bias-free learning is futile.

7.2.1 DEDUCTIVE PROGRAM SYNTHESIS

Program synthesis traditionally meant *deductive synthesis* (Manna & Waldinger, 1980), where the goal is to build a programs from a full specification, where a specification precisely states the requirements and behaviour of the desired program. For example, to build a program that returns the last element of a non-empty list, we could provide a formal specification written in Z notation (Spivey & Abrial, 1992):

$$\begin{aligned} \text{last} &: \text{seq_0 } X \rightarrow X \\ \text{forall } s &: \text{seq_0 } X \text{ last } s = s(\#s) \end{aligned}$$

Deductive approaches can also take specifications written as a Prolog program:

```
last([A]).
last([A|B]):-last(B).
```

A drawback of deductive approaches is that formulating a specification is difficult and typically requires a domain expert. In fact, formulating a specification can be as difficult as finding a solution (Cropper, 2017) For example, formulating the specification for the following string transformations is non-trivial:

```

‘alan.turing@cam.ac.uk’ => ‘Alan Turing’
‘alonzo.church@princeton.edu’ => ‘Alonzo Church’
‘kurt.godel@ias.edu’ => ‘Kurt Godel’

```

7.2.2 INDUCTIVE PROGRAM SYNTHESIS

Deductive approaches take full specifications as input and are efficient at building programs. Universal induction methods take only examples as input and are inefficient at building programs. There is an area in between called *inductive program synthesis*. Similar to universal induction methods, inductive program synthesis systems learn programs from incomplete specifications, typically input/output examples. In contrast to universal induction methods, inductive program synthesis systems use background knowledge, and are thus less general than universal methods, but are more practical because the background knowledge is a form of inductive bias (Mitchell, 1997) which restricts the hypothesis space. When given no background knowledge, and thus no inductive bias, inductive program synthesis methods are equivalent to universal induction methods.

Early work on inductive program synthesis includes Plotkin (1971) on least generalisation, Vera (1975) on induction algorithms for predicate calculus, Summers (1977) on inducing Lisp programs, and Shapiro (1983) on inducing Prolog programs. Interest in inductive program synthesis has grown recently, partly due to applications in real-world problems, such as end-user programming (Gulwani, 2011).

Inductive program synthesis interests researchers from many areas of computer science, notably machine learning and programming languages (PL). The two major¹⁵ differences between machine learning and PL approaches are (i) the generality of solutions (synthesised programs) and (ii) noise handling. PL approaches often aim to find *any* program that fits the specification, regardless of whether it generalises. Indeed, PL approaches rarely evaluate the ability of their systems to synthesise solutions that generalise, i.e. they do not measure predictive accuracy (Feser et al., 2015; Osera & Zdanczewicz, 2015; Albarghouthi et al., 2017). By contrast, the major challenge in machine learning is learning hypotheses that *generalise* to unseen examples. Indeed, it is often trivial to learn an overly specific solution for a given problem. For instance, an ILP system can trivially construct the bottom clause (Muggleton, 1995) for each example. Similarly, noise handling is a major problem in machine learning, yet is rarely considered in the PL literature.

Besides ILP, inductive program synthesis has been studied in many areas of machine learning, including deep learning (Balog et al., 2017; Ellis et al., 2018, 2019). The main advantages of neural approaches is that they can handle noisy BK, as illustrated by ∂ ILP, and can harness tremendous computational power (Ellis et al., 2019). However, neural methods often require millions of examples (Dong et al., 2019) to learn concepts that symbolic ILP can learn from just a few. Another disadvantage of neural approaches is that they often require hand-crafted neural architectures for each domain. For instance, the REPL approach (Ellis et al., 2019) needs a hand-crafted grammar, interpreter, and neural architecture for each domain. By contrast, because ILP uses logic programming as a uniform representation for examples, background knowledge, and hypotheses, it can easily be applied to arbitrary domains.

15. Minor differences include the form of specification and theoretical results.

Program induction vs program synthesis Confusingly, inductive program synthesis is often simply referred to as *program synthesis*. Moreover, the terms *program induction* (Kitzelmann & Schmid, 2006; Lin et al., 2014; Lake et al., 2015; Cropper, 2017; Ellis et al., 2018) and *inductive programming* (Gulwani et al., 2015) have traditionally meant inductive program synthesis¹⁶. Gulwani et al. (2017) divide inductive program synthesis into two categories: (i) program induction, and (ii) program synthesis. They say that program induction approaches are neural architectures that learn a network that is capable of replicating the behaviour of a program. By contrast, they say that program synthesis approaches output or return an interpretable program.

8. Summary and future work

In a survey paper from a decade ago, Muggleton et al. (2012) proposed directions for future research. There have since been major advances in many of these directions, including in predicate invention (Section 4.4), using higher-order logic as a representation language (Section 3.5.2) and for hypotheses (Section 3.4.6), and applications in learning actions and strategies (Section 6). We think that these and other recent advances put ILP in a prime position to have a significant impact on AI over the next decade, especially to address the key limitations of standard forms of machine learning. There are, however, still many limitations that future should address.

8.1 Limitations and future research

More user-friendly systems. Muggleton et al. (2012) argue that a problem with ILP is the lack of well-engineered tools. They state that whilst over 100 ILP systems have been built since the founding of ILP in 1991, less than a handful of systems can be meaningfully used by ILP researchers. One problem reason is that ILP systems are often only designed to be prototypes and are often not well engineered or maintained. Another major problem is that ILP systems are notoriously difficult to use: you often need a PhD in ILP to use any of the tools. Even then, it is still often only the developers of a system that know how to properly use it. This difficulty of use is compounded by ILP systems often using many different biases, or even different syntax for the same biases. For instance, although they all use mode declarations, the way of specifying a learning task in Progol, Aleph, TILDE, and ILASP vary considerably. If it is difficult for ILP researchers to use ILP tools, then what hope do non-ILP researchers have? For ILP to be more widely adopted both inside and outside of academia, we must develop more standardised, user-friendly, and better-engineered tools.

Language biases. ILP allows a user to provide BK and a language bias. Both are important and powerful features, but only when used correctly. For instance, Metagol employs metarules (Section 3.5.2) to restrict the syntax of hypotheses and thus the hypothesis space. If a user can provide suitable metarules, then Metagol is extremely efficient. However, if a user cannot provide suitable metarules (which is often the case), then Metagol is almost useless. This same brittleness applies to ILP systems that employ mode declarations (Section 3.5.1). In theory, a user can provide very general mode declarations, such as only using a single type and allowing unlimited recall. In practice, however, weak mode declarations often lead to very poor perfor-

16. Inductive program synthesis is also called *programming by example* and *program synthesis from examples*, amongst many other names.

mance. For good performance, users of mode-based systems often need to manually analyse a given learning task to tweak the mode declarations, often through a process of trial and error. Moreover, if a user makes a small mistake with a mode declaration, such as giving the wrong argument type, then the ILP system is unlikely to find a good solution. This need for an almost perfect language bias is severely holding back ILP from being widely adopted. To address this limitation, we think that an important direction for future work is to develop techniques for automatically identifying suitable language biases. Although there is some work on mode learning (McCreath & Sharma, 1995; Ferilli et al., 2004; Picado et al., 2017) and work on identifying suitable metarules (Cropper & Tournet, 2020), this area of research is largely under-researched.

Predicate invention and abstraction. Russell (2019) argues that the automatic invention of new high-level concepts is the most important step needed to reach human-level AI. New methods for predicate invention (Section 4.4) have improved the ability of ILP to invent such high-level concepts. However, predicate invention is still difficult and there are many challenges to overcome. For instance, in *inductive general game playing* (Cropper et al., 2020b), the task is to learn the symbolic rules of games from observations of gameplay, such as learning the rules of *connect four*. The reference solutions for the games come from the general game playing competition (Genesereth & Björnsson, 2013) and often contain auxiliary predicates to make them simpler. For instance, the rules for *connect four* are defined in terms of definitions for lines which are themselves defined in terms of columns, rows, and diagonals. Although these auxiliary predicates are not strictly necessary to learn the reference solution, inventing such predicates significantly reduces the size of the solution (sometimes by multiple orders of magnitude), which in turns makes them much easier to learn. Although new methods for predicate invention (Section 4.4) can invent high-level concepts, they are not yet sufficiently powerful enough to perform well on the IGGP dataset. Making progress in this area would constitute a major advancement in ILP and a major step towards human-level AI.

Lifelong learning. Because of its symbolic representation, a key advantage of ILP is that learned knowledge can be remembered and explicitly stored in the BK. For this reason, ILP naturally supports *lifelong* (Silver et al., 2013), *multi-task* (Caruana, 1997), and *transfer learning* (Torrey & Shavlik, 2009), which are considered essential for human-like AI (Lake et al., 2016). The general idea behind all of these approaches is to reuse knowledge gained from solving one problem to help solve a different problem. Although early work in ILP explored this form of learning (Sammut, 1981; Quinlan, 1990), it has been under-explored until recently (Lin et al., 2014; Cropper, 2019, 2020; Hocquette & Muggleton, 2020; Dumančić & Cropper, 2020), mostly because of new techniques for predicate invention. For instance, Lin et al. (2014) learn 17 string transformations programs over time and show that their multi-task approach performs better than a single-task approach because learned programs are frequently reused. However, these approaches have only been demonstrated on a small number of tasks. To reach human-level AI, we would expect a learner to learn thousands or even millions of concepts. But handling the complexity of thousands of tasks is challenging because, as we explained in Section 3.4.7, ILP systems struggle to handle large amounts of BK. This situation leads to the problem of *catastrophic remembering* (Cropper, 2020): the inability for a learner to forget knowledge. Although there is initial work on this topic (Cropper, 2020), we think that a key area for future work is handling the complexity of lifelong learning.

Relevance. The *catastrophic remembering* problem is essentially the problem of *relevance*: given a new ILP problem with lots of BK, how does an ILP system decide which BK is relevant? Although too much irrelevant BK has been shown to be detrimental to learning performance (Srinivasan et al., 1995, 2003), there is almost no work in ILP on trying to identify relevant BK. One emerging technique is to train a neural network to score how relevant programs are in the BK and to then only use BK with the highest score to learn programs (Balog et al., 2017; Ellis et al., 2018). However, the empirical efficacy of this approach has yet to be clearly demonstrated. Moreover, these approaches have only been demonstrated on small amounts of BK and it is unclear how they scale to BK with thousands of relations. Without efficient relevancy methods, it is unclear how lifelong learning can be achieved.

Noisy BK. Another issue related to lifelong learning is the underlying uncertainty associated with adding learned programs to the BK. By the inherent nature of induction, induced programs are not guaranteed to be correct (i.e. are expected to be noisy), yet they are the building blocks for subsequent induction. Building noisy programs on top of other noisy programs could lead to eventual incoherence of the learned program. This issue is especially problematic because, as mentioned in Section 4.1, most ILP approaches assume noiseless BK, i.e. a relation is true or false without any room for uncertainty. One of the appealing features of ∂ ILP is that it takes a differentiable approach to ILP, where it can be provided with fuzzy or ambiguous data. Developing similar techniques to handle noisy BK is an under-explored topic in ILP.

Probabilistic ILP A principled way to handle noise is to unify logical and probabilistic reasoning, which is the focus of *statistical relational artificial intelligence* (StarAI) (Raedt et al., 2016). While StarAI is a growing field, inducing probabilistic logic programs has received little attention, with few notable exceptions (Bellodi & Riguzzi, 2015; De Raedt et al., 2015), as inference remains the main challenge. Addressing this issue, i.e. unifying probability and logic in an inductive setting, would be a major achievement (Marcus, 2018) and the ILP developments outlined in this paper will be a crucial element of the progress.

Explainability. Explainability is one of the claimed advantages of a symbolic representation. Recent work (Muggleton et al., 2018; Ai et al., 2020) evaluates the comprehensibility of ILP hypotheses using Michie’s (1988) framework of *ultra-strong machine learning*, where a learned hypothesis is expected to not only be accurate but to also demonstrably improve the performance of a human being provided with the learned hypothesis. Muggleton et al. (2018) empirically demonstrate improved human understanding directly through learned hypotheses. However, more work is required to better understand the conditions under which this can be achieved, especially given the rise of predicate invention.

Further reading

To read more about ILP, then we suggest starting with the founding paper by Muggleton (1991) and a survey paper that soon followed (Muggleton & De Raedt, 1994). For a detailed exposition of the theory of ILP, we thoroughly recommend the books of Nienhuys-Cheng and Wolf (1997) and De Raedt (2008). For introduction to the fundamentals of logic and automated reasoning, we recommend the book of Harrison (2009).

Acknowledgements

We thank Céline Hocquette, Jonas Schouterden, Jonas Soenen, Tom Silver, and Tony Ribeiro for helpful comments and suggestions.

References

- Adé, H., De Raedt, L., & Bruynooghe, M. (1995). Declarative bias for specific-to-general ILP systems. *Machine Learning*, 20(1-2), 119–154.
- Adé, H., Malfait, B., & Raedt, L. D. (1994). RUTH: an ILP theory revision system. In Ras, Z. W., & Zemankova, M. (Eds.), *Methodologies for Intelligent Systems, 8th International Symposium, ISMIS '94, Charlotte, North Carolina, USA, October 16-19, 1994, Proceedings*, Vol. 869 of *Lecture Notes in Computer Science*, pp. 336–345. Springer.
- Ahlgren, J., & Yuen, S. Y. (2013). Efficient program synthesis using constraint satisfaction in inductive logic programming. *J. Machine Learning Res.*, 14(1), 3649–3682.
- Ai, L., Muggleton, S. H., Hocquette, C., Gromowski, M., & Schmid, U. (2020). Beneficial and harmful explanatory machine learning. *CoRR*, abs/2009.06410.
- Albarghouthi, A., Koutris, P., Naik, M., & Smith, C. (2017). Constraint-based synthesis of datalog programs. In Beck, J. C. (Ed.), *Principles and Practice of Constraint Programming - 23rd International Conference, CP 2017, Melbourne, VIC, Australia, August 28 - September 1, 2017, Proceedings*, Vol. 10416 of *Lecture Notes in Computer Science*, pp. 689–706. Springer.
- Antanas, L., Moreno, P., & De Raedt, L. (2015). Relational kernel-based grasping with numerical features. In Inoue, K., Ohwada, H., & Yamamoto, A. (Eds.), *Inductive Logic Programming - 25th International Conference, ILP 2015, Kyoto, Japan, August 20-22, 2015, Revised Selected Papers*, Vol. 9575 of *Lecture Notes in Computer Science*, pp. 1–14. Springer.
- Athakravi, D., Corapi, D., Broda, K., & Russo, A. (2013). Learning through hypothesis refinement using answer set programming. In Zaverucha, G., Costa, V. S., & Paes, A. (Eds.), *Inductive Logic Programming - 23rd International Conference, ILP 2013, Rio de Janeiro, Brazil, August 28-30, 2013, Revised Selected Papers*, Vol. 8812 of *Lecture Notes in Computer Science*, pp. 31–46. Springer.
- Athanasopoulos, G., Paliouras, G., Vogiatzis, D., Tzortzis, G., & Katzouris, N. (2018). Predicting the evolution of communities with online inductive logic programming. In Alechina, N., Nørvåg, K., & Penczek, W. (Eds.), *25th International Symposium on Temporal Representation and Reasoning, TIME 2018, Warsaw, Poland, October 15-17, 2018*, Vol. 120 of *LIPICs*, pp. 4:1–4:20. Schloss Dagstuhl - Leibniz-Zentrum für Informatik.
- Bain, M. (1994). *Learning logical exceptions in chess*. Ph.D. thesis, University of Strathclyde.
- Bain, M., & Srinivasan, A. (2018). Identification of biological transition systems using meta-interpreted logic programs. *Machine Learning*, 107(7), 1171–1206.
- Balog, M., Gaunt, A. L., Brockschmidt, M., Nowozin, S., & Tarlow, D. (2017). Deepcoder: Learning to write programs. In *5th International Conference on Learning Representations, ICLR 2017, Toulon, France, April 24-26, 2017, Conference Track Proceedings*. OpenReview.net.
- Banerji, R. B. (1964). A language for the description of concepts. *General Systems*, 9(1), 135–141.

- Bartha, S., & Cheney, J. (2019). Towards meta-interpretive learning of programming language semantics. In Kazakov, D., & Erten, C. (Eds.), *Inductive Logic Programming - 29th International Conference, ILP 2019, Plovdiv, Bulgaria, September 3-5, 2019, Proceedings*, Vol. 11770 of *Lecture Notes in Computer Science*, pp. 16–25. Springer.
- Bellodi, E., & Riguzzi, F. (2015). Structure learning of probabilistic logic programs by searching the clause space. *Theory Pract. Log. Program.*, 15(2), 169–212.
- Bengio, Y., Courville, A. C., & Vincent, P. (2013). Representation learning: A review and new perspectives. *IEEE Trans. Pattern Anal. Mach. Intell.*, 35(8), 1798–1828.
- Bengio, Y., Deleu, T., Rahaman, N., Ke, N. R., Lachapelle, S., Bilaniuk, O., Goyal, A., & Pal, C. J. (2019). A meta-transfer objective for learning to disentangle causal mechanisms. *CoRR*, abs/1901.10912.
- Blockeel, H., & De Raedt, L. (1998). Top-down induction of first-order logical decision trees. *Artif. Intell.*, 101(1-2), 285–297.
- Blumer, A., Ehrenfeucht, A., Haussler, D., & Warmuth, M. K. (1987). Occam’s razor. *Inf. Process. Lett.*, 24(6), 377–380.
- Bohan, D. A., Caron-Lormier, G., Muggleton, S., Raybould, A., & Tamaddoni-Nezhad, A. (2011). Automated discovery of food webs from ecological data using logic-based machine learning. *PLoS One*, 6(12), e29028.
- Bohan, D. A., Vacher, C., Tamaddoni-Nezhad, A., Raybould, A., Dumbrell, A. J., & Woodward, G. (2017). Next-generation global biomonitoring: large-scale, automated reconstruction of ecological networks. *Trends in Ecology & Evolution*, 32(7), 477–487.
- Bratko, I. (1999). Refining complete hypotheses in ILP. In Dzeroski, S., & Flach, P. A. (Eds.), *Inductive Logic Programming, 9th International Workshop, ILP-99, Bled, Slovenia, June 24-27, 1999, Proceedings*, Vol. 1634 of *Lecture Notes in Computer Science*, pp. 44–55. Springer.
- Bratko, I. (2012). *Prolog Programming for Artificial Intelligence, 4th Edition*. Addison-Wesley.
- Bratko, I., Muggleton, S., & Varsek, A. (1991). Learning qualitative models of dynamic systems. In Birnbaum, L., & Collins, G. (Eds.), *Proceedings of the Eighth International Workshop (ML91), Northwestern University, Evanston, Illinois, USA*, pp. 385–388. Morgan Kaufmann.
- Buntine, W. L. (1988). Generalized subsumption and its applications to induction and redundancy. *Artif. Intell.*, 36(2), 149–176.
- Caruana, R. (1997). Multitask learning. *Machine Learning*, 28(1), 41–75.
- Castillo, L. P., & Wrobel, S. (2003). Learning minesweeper with multirelational learning. In Gottlob, G., & Walsh, T. (Eds.), *IJCAI-03, Proceedings of the Eighteenth International Joint Conference on Artificial Intelligence, Acapulco, Mexico, August 9-15, 2003*, pp. 533–540. Morgan Kaufmann.
- Chollet, F. (2019). On the measure of intelligence. *CoRR*, abs/1911.01547.
- Clark, K. L. (1977). Negation as failure. In Gallaire, H., & Minker, J. (Eds.), *Logic and Data Bases, Symposium on Logic and Data Bases, Centre d’études et de recherches de Toulouse, France, 1977, Advances in Data Base Theory*, pp. 293–322, New York. Plenum Press.

- Cohen, W. W. (1994a). Grammatically biased learning: Learning logic programs using an explicit antecedent description language. *Artif. Intell.*, 68(2), 303–366.
- Cohen, W. W. (1994b). Recovering software specifications with inductive logic programming. In Hayes-Roth, B., & Korf, R. E. (Eds.), *Proceedings of the 12th National Conference on Artificial Intelligence, Seattle, WA, USA, July 31 - August 4, 1994, Volume 1*, pp. 142–148. AAAI Press / The MIT Press.
- Cohen, W. W. (1995a). Inductive specification recovery: Understanding software by learning from example behaviors. *Autom. Softw. Eng.*, 2(2), 107–129.
- Cohen, W. W. (1995b). Pac-learning recursive logic programs: Negative results. *J. Artif. Intell. Res.*, 2, 541–573.
- Colmerauer, A., & Roussel, P. (1993). The birth of prolog. In Lee, J. A. N., & Sammet, J. E. (Eds.), *History of Programming Languages Conference (HOPL-II), Preprints, Cambridge, Massachusetts, USA, April 20-23, 1993*, pp. 37–52. ACM.
- Corapi, D., Russo, A., & Lupu, E. (2010). Inductive logic programming as abductive search. In Hermenegildo, M. V., & Schaub, T. (Eds.), *Technical Communications of the 26th International Conference on Logic Programming, ICLP 2010, July 16-19, 2010, Edinburgh, Scotland, UK*, Vol. 7 of *LIPICs*, pp. 54–63. Schloss Dagstuhl - Leibniz-Zentrum fuer Informatik.
- Corapi, D., Russo, A., & Lupu, E. (2011). Inductive logic programming in answer set programming. In Muggleton, S., Tamaddoni-Nezhad, A., & Lisi, F. A. (Eds.), *Inductive Logic Programming - 21st International Conference, ILP 2011, Windsor Great Park, UK, July 31 - August 3, 2011, Revised Selected Papers*, Vol. 7207 of *Lecture Notes in Computer Science*, pp. 91–97. Springer.
- Costa, V. S., Rocha, R., & Damas, L. (2012). The YAP prolog system. *Theory Pract. Log. Program.*, 12(1-2), 5–34.
- Cropper, A. (2017). *Efficiently learning efficient programs*. Ph.D. thesis, Imperial College London, UK.
- Cropper, A. (2019). Playgol: Learning programs through play. In Kraus, S. (Ed.), *Proceedings of the Twenty-Eighth International Joint Conference on Artificial Intelligence, IJCAI 2019, Macao, China, August 10-16, 2019*, pp. 6074–6080. ijcai.org.
- Cropper, A. (2020). Forgetting to learn logic programs. In *The Thirty-Fourth AAAI Conference on Artificial Intelligence, AAAI 2020, New York, NY, USA, February 7-12, 2020*, pp. 3676–3683. AAAI Press.
- Cropper, A., & Dumančić, S. (2020). Learning large logic programs by going beyond entailment. In Bessiere, C. (Ed.), *Proceedings of the Twenty-Ninth International Joint Conference on Artificial Intelligence, IJCAI 2020*, pp. 2073–2079. ijcai.org.
- Cropper, A., Dumančić, S., & Muggleton, S. H. (2020a). Turning 30: New ideas in inductive logic programming. In Bessiere, C. (Ed.), *Proceedings of the Twenty-Ninth International Joint Conference on Artificial Intelligence, IJCAI 2020*, pp. 4833–4839. ijcai.org.
- Cropper, A., Evans, R., & Law, M. (2020b). Inductive general game playing. *Machine Learning*, 109(7), 1393–1434.

- Cropper, A., & Morel, R. (2020). Learning programs by learning from failures. *CoRR*, abs/2005.02259.
- Cropper, A., Morel, R., & Muggleton, S. (2020). Learning higher-order logic programs. *Machine Learning*, 109(7), 1289–1322.
- Cropper, A., & Muggleton, S. (2015). Can predicate invention compensate for incomplete background knowledge?. In Nowaczyk, S. (Ed.), *Thirteenth Scandinavian Conference on Artificial Intelligence - SCAI 2015, Halmstad, Sweden, November 5-6, 2015*, Vol. 278 of *Frontiers in Artificial Intelligence and Applications*, pp. 27–36. IOS Press.
- Cropper, A., & Muggleton, S. H. (2014). Logical minimisation of meta-rules within meta-interpretive learning. In Davis, J., & Ramon, J. (Eds.), *Inductive Logic Programming - 24th International Conference, ILP 2014, Nancy, France, September 14-16, 2014, Revised Selected Papers*, Vol. 9046 of *Lecture Notes in Computer Science*, pp. 62–75. Springer.
- Cropper, A., & Muggleton, S. H. (2015). Learning efficient logical robot strategies involving composable objects. In Yang, Q., & Wooldridge, M. J. (Eds.), *Proceedings of the Twenty-Fourth International Joint Conference on Artificial Intelligence, IJCAI 2015, Buenos Aires, Argentina, July 25-31, 2015*, pp. 3423–3429. AAAI Press.
- Cropper, A., & Muggleton, S. H. (2016). Metagol system. <https://github.com/metagol/metagol>.
- Cropper, A., & Muggleton, S. H. (2019). Learning efficient logic programs. *Machine Learning*, 108(7), 1063–1083.
- Cropper, A., Tamaddoni-Nezhad, A., & Muggleton, S. H. (2015). Meta-interpretive learning of data transformation programs. In Inoue, K., Ohwada, H., & Yamamoto, A. (Eds.), *Inductive Logic Programming - 25th International Conference, ILP 2015, Kyoto, Japan, August 20-22, 2015, Revised Selected Papers*, Vol. 9575 of *Lecture Notes in Computer Science*, pp. 46–59. Springer.
- Cropper, A., & Tournet, S. (2020). Logical reduction of metarules. *Machine Learning*, 109(7), 1323–1369.
- Dai, W., Muggleton, S., Wen, J., Tamaddoni-Nezhad, A., & Zhou, Z. (2017). Logical vision: One-shot meta-interpretive learning from real images. In Lachiche, N., & Vrain, C. (Eds.), *Inductive Logic Programming - 27th International Conference, ILP 2017, Orléans, France, September 4-6, 2017, Revised Selected Papers*, Vol. 10759 of *Lecture Notes in Computer Science*, pp. 46–62. Springer.
- Dantsin, E., Eiter, T., Gottlob, G., & Voronkov, A. (2001). Complexity and expressive power of logic programming. *ACM Comput. Surv.*, 33(3), 374–425.
- Dash, T., Srinivasan, A., Vig, L., Orhobor, O. I., & King, R. D. (2018). Large-scale assessment of deep relational machines. In Riguzzi, F., Bellodi, E., & Zese, R. (Eds.), *Inductive Logic Programming - 28th International Conference, ILP 2018, Ferrara, Italy, September 2-4, 2018, Proceedings*, Vol. 11105 of *Lecture Notes in Computer Science*, pp. 22–37. Springer.
- Davis, M., Logemann, G., & Loveland, D. W. (1962). A machine program for theorem-proving. *Commun. ACM*, 5(7), 394–397.
- De Raedt, L. (1997). Logical settings for concept-learning. *Artif. Intell.*, 95(1), 187–201.
- De Raedt, L. (2008). *Logical and relational learning*. Cognitive Technologies. Springer.

- De Raedt, L., & Bruynooghe, M. (1992). Interactive concept-learning and constructive induction by analogy. *Machine Learning*, 8, 107–150.
- De Raedt, L., & Dehaspe, L. (1997). Clausal discovery. *Machine Learning*, 26(2-3), 99–146.
- De Raedt, L., Dries, A., Thon, I., den Broeck, G. V., & Verbeke, M. (2015). Inducing probabilistic relational rules from probabilistic examples. In Yang, Q., & Wooldridge, M. J. (Eds.), *Proceedings of the Twenty-Fourth International Joint Conference on Artificial Intelligence, IJCAI 2015, Buenos Aires, Argentina, July 25-31, 2015*, pp. 1835–1843. AAAI Press.
- De Raedt, L., & Kersting, K. (2008). *Probabilistic Inductive Logic Programming*, p. 1–27. Springer-Verlag, Berlin, Heidelberg.
- De Raedt, L., Kimmig, A., & Toivonen, H. (2007). Problog: A probabilistic prolog and its application in link discovery. In *IJCAI 2007, Proceedings of the 20th International Joint Conference on Artificial Intelligence, Hyderabad, India, January 6-12, 2007*, pp. 2462–2467.
- Domingos, P. (2015). *The master algorithm: How the quest for the ultimate learning machine will remake our world*. Basic Books.
- Domingos, P. M. (1999). The role of occam’s razor in knowledge discovery. *Data Min. Knowl. Discov.*, 3(4), 409–425.
- Dong, H., Mao, J., Lin, T., Wang, C., Li, L., & Zhou, D. (2019). Neural logic machines. In *7th International Conference on Learning Representations, ICLR 2019, New Orleans, LA, USA, May 6-9, 2019*. OpenReview.net.
- Dumančić, S., & Blockeel, H. (2017). Clustering-based relational unsupervised representation learning with an explicit distributed representation. In Sierra, C. (Ed.), *Proceedings of the Twenty-Sixth International Joint Conference on Artificial Intelligence, IJCAI 2017, Melbourne, Australia, August 19-25, 2017*, pp. 1631–1637. ijcai.org.
- Dumančić, S., & Cropper, A. (2020). Knowledge refactoring for program induction. *CoRR*, abs/2004.09931.
- Dumančić, S., Guns, T., Meert, W., & Blockeel, H. (2019). Learning relational representations with auto-encoding logic programs. In Kraus, S. (Ed.), *Proceedings of the Twenty-Eighth International Joint Conference on Artificial Intelligence, IJCAI 2019, Macao, China, August 10-16, 2019*, pp. 6081–6087. ijcai.org.
- Dzeroski, S., Cussens, J., & Manandhar, S. (1999). An introduction to inductive logic programming and learning language in logic. In Cussens, J., & Dzeroski, S. (Eds.), *Learning Language in Logic*, Vol. 1925 of *Lecture Notes in Computer Science*, pp. 3–35. Springer.
- Ellis, K., Morales, L., Sablé-Meyer, M., Solar-Lezama, A., & Tenenbaum, J. (2018). Learning libraries of subroutines for neurally-guided bayesian program induction. In *NeurIPS 2018*, pp. 7816–7826.
- Ellis, K., Nye, M. I., Pu, Y., Sosa, F., Tenenbaum, J., & Solar-Lezama, A. (2019). Write, execute, assess: Program synthesis with a REPL. In Wallach, H. M., Larochelle, H., Beygelzimer, A., d’Alché-Buc, F., Fox, E. B., & Garnett, R. (Eds.), *Advances in Neural Information Processing Systems 32: Annual Conference on Neural Information Processing Systems 2019, NeurIPS 2019, 8-14 December 2019, Vancouver, BC, Canada*, pp. 9165–9174.

- Emde, W., Habel, C., & Rollinger, C. (1983). The discovery of the equator or concept driven learning. In Bundy, A. (Ed.), *Proceedings of the 8th International Joint Conference on Artificial Intelligence. Karlsruhe, FRG, August 1983*, pp. 455–458. William Kaufmann.
- Evans, R., & Grefenstette, E. (2018). Learning explanatory rules from noisy data. *J. Artif. Intell. Res.*, 61, 1–64.
- Evans, R., Hernández-Orallo, J., Welbl, J., Kohli, P., & Sergot, M. J. (2019). Making sense of sensory input. *CoRR*, *abs/1910.02227*.
- Ferilli, S., Esposito, F., Basile, T. M. A., & Mauro, N. D. (2004). Automatic induction of first-order logic descriptors type domains from observations. In Camacho, R., King, R. D., & Srinivasan, A. (Eds.), *Inductive Logic Programming, 14th International Conference, ILP 2004, Porto, Portugal, September 6-8, 2004, Proceedings*, Vol. 3194 of *Lecture Notes in Computer Science*, pp. 116–131. Springer.
- Feser, J. K., Chaudhuri, S., & Dillig, I. (2015). Synthesizing data structure transformations from input-output examples. In *Proceedings of the 36th ACM SIGPLAN Conference on Programming Language Design and Implementation, Portland, OR, USA, June 15-17, 2015*, pp. 229–239.
- Finn, P. W., Muggleton, S., Page, D., & Srinivasan, A. (1998). Pharmacophore discovery using the inductive logic programming system PROGOL. *Machine Learning*, 30(2-3), 241–270.
- Flener, P. (1996). Inductive logic program synthesis with DIALOGS. In Muggleton, S. (Ed.), *Inductive Logic Programming, 6th International Workshop, ILP-96, Stockholm, Sweden, August 26-28, 1996, Selected Papers*, Vol. 1314 of *Lecture Notes in Computer Science*, pp. 175–198. Springer.
- Gebser, M., Kaminski, R., Kaufmann, B., & Schaub, T. (2012). *Answer Set Solving in Practice*. Synthesis Lectures on Artificial Intelligence and Machine Learning. Morgan & Claypool Publishers.
- Gebser, M., Kaminski, R., Kaufmann, B., & Schaub, T. (2014). Clingo = ASP + control: Preliminary report. *CoRR*, *abs/1405.3694*.
- Gebser, M., Kaufmann, B., & Schaub, T. (2012). Conflict-driven answer set solving: From theory to practice. *Artif. Intell.*, 187, 52–89.
- Gelder, A. V., Ross, K. A., & Schlipf, J. S. (1991). The well-founded semantics for general logic programs. *J. ACM*, 38(3), 620–650.
- Gelfond, M., & Lifschitz, V. (1988). The stable model semantics for logic programming. In Kowalski, R. A., & Bowen, K. A. (Eds.), *Logic Programming, Proceedings of the Fifth International Conference and Symposium, Seattle, Washington, USA, August 15-19, 1988 (2 Volumes)*, pp. 1070–1080. MIT Press.
- Genesereth, M. R., & Björnsson, Y. (2013). The international general game playing competition. *AI Magazine*, 34(2), 107–111.
- Goodacre, J. (1996). *Inductive learning of chess rules using Progol*. Ph.D. thesis, University of Oxford.
- Grobelnik, M. (1992). Markus: an optimized model inference system. In *Proceedings of the Logic Approaches to Machine Learning Workshop*.

- Gulwani, S. (2011). Automating string processing in spreadsheets using input-output examples. In Ball, T., & Sagiv, M. (Eds.), *Proceedings of the 38th ACM SIGPLAN-SIGACT Symposium on Principles of Programming Languages, POPL 2011, Austin, TX, USA, January 26-28, 2011*, pp. 317–330. ACM.
- Gulwani, S., Hernández-Orallo, J., Kitzelmann, E., Muggleton, S. H., Schmid, U., & Zorn, B. G. (2015). Inductive programming meets the real world. *Commun. ACM*, 58(11), 90–99.
- Gulwani, S., Polozov, O., Singh, R., et al. (2017). Program synthesis. *Foundations and Trends® in Programming Languages*, 4(1-2), 1–119.
- Harrison, J. (2009). *Handbook of Practical Logic and Automated Reasoning* (1st edition). Cambridge University Press, USA.
- Hoare, C. A. R. (1961). Algorithm 64: Quicksort. *Commun. ACM*, 4(7), 321.
- Hocquette, C., & Muggleton, S. H. (2020). Complete bottom-up predicate invention in meta-interpretive learning. In Bessiere, C. (Ed.), *Proceedings of the Twenty-Ninth International Joint Conference on Artificial Intelligence, IJCAI 2020 [scheduled for July 2020, Yokohama, Japan, postponed due to the Corona pandemic]*, pp. 2312–2318. ijcai.org.
- Inoue, K. (2004). Induction as consequence finding. *Machine Learning*, 55(2), 109–135.
- Inoue, K. (2016). Meta-level abduction. *FLAP*, 3(1), 7–36.
- Inoue, K., Doncescu, A., & Nabeshima, H. (2013). Completing causal networks by meta-level abduction. *Machine Learning*, 91(2), 239–277.
- Inoue, K., Ribeiro, T., & Sakama, C. (2014). Learning from interpretation transition. *Machine Learning*, 94(1), 51–79.
- Kaalia, R., Srinivasan, A., Kumar, A., & Ghosh, I. (2016). Ilp-assisted de novo drug design. *Machine Learning*, 103(3), 309–341.
- Kaiser, L., & Sutskever, I. (2016). Neural gpus learn algorithms. In Bengio, Y., & LeCun, Y. (Eds.), *4th International Conference on Learning Representations, ICLR 2016, San Juan, Puerto Rico, May 2-4, 2016, Conference Track Proceedings*.
- Kaminski, T., Eiter, T., & Inoue, K. (2018). Exploiting answer set programming with external sources for meta-interpretive learning. *Theory Pract. Log. Program.*, 18(3-4), 571–588.
- Katzouris, N., Artikis, A., & Paliouras, G. (2015). Incremental learning of event definitions with inductive logic programming. *Machine Learning*, 100(2-3), 555–585.
- Katzouris, N., Artikis, A., & Paliouras, G. (2016). Online learning of event definitions. *Theory Pract. Log. Program.*, 16(5-6), 817–833.
- Kaur, N., Kunapuli, G., Joshi, S., Kersting, K., & Natarajan, S. (2019). Neural networks for relational data. In Kazakov, D., & Erten, C. (Eds.), *Inductive Logic Programming - 29th International Conference, ILP 2019, Plovdiv, Bulgaria, September 3-5, 2019, Proceedings*, Vol. 11770 of *Lecture Notes in Computer Science*, pp. 62–71. Springer.
- Kaur, N., Kunapuli, G., & Natarajan, S. (2020). Non-parametric learning of lifted restricted boltzmann machines. *Int. J. Approx. Reason.*, 120, 33–47.
- Kietz, J.-U., & Wrobel, S. (1992). Controlling the complexity of learning in logic through syntactic and task-oriented models. In *Inductive logic programming*. Citeseer.

- King, R. D., Muggleton, S., Lewis, R. A., & Sternberg, M. J. (1992). Drug design by machine learning: the use of inductive logic programming to model the structure-activity relationships of trimethoprim analogues binding to dihydrofolate reductase. *Proceedings of the National Academy of Sciences*, 89(23), 11322–11326.
- King, R. D., Rowland, J., Oliver, S. G., Young, M., Aubrey, W., Byrne, E., Liakata, M., Markham, M., Pir, P., Soldatova, L. N., et al. (2009). The automation of science. *Science*, 324(5923), 85–89.
- King, R. D., Whelan, K. E., Jones, F. M., Reiser, P. G., Bryant, C. H., Muggleton, S. H., Kell, D. B., & Oliver, S. G. (2004). Functional genomic hypothesis generation and experimentation by a robot scientist. *Nature*, 427(6971), 247–252.
- Kitzelmann, E., & Schmid, U. (2006). Inductive synthesis of functional programs: An explanation based generalization approach. *J. Machine Learning Res.*, 7, 429–454.
- Kowalski, R. A. (1974). Predicate logic as programming language. In Rosenfeld, J. L. (Ed.), *Information Processing, Proceedings of the 6th IFIP Congress 1974, Stockholm, Sweden, August 5-10, 1974*, pp. 569–574. North-Holland.
- Kowalski, R. A. (1988). The early years of logic programming. *Commun. ACM*, 31(1), 38–43.
- Kowalski, R. A., & Kuehner, D. (1971). Linear resolution with selection function. *Artif. Intell.*, 2(3/4), 227–260.
- Kramer, S. (1995). Predicate invention: A comprehensive view. *Rapport technique OFAI-TR-95-32, Austrian Research Institute for Artificial Intelligence, Vienna*.
- Lake, B. M., Salakhutdinov, R., & Tenenbaum, J. B. (2015). Human-level concept learning through probabilistic program induction. *Science*, 350(6266), 1332–1338.
- Lake, B. M., Ullman, T. D., Tenenbaum, J. B., & Gershman, S. J. (2016). Building machines that learn and think like people. *CoRR*, abs/1604.00289.
- Law, M. (2018). *Inductive learning of answer set programs*. Ph.D. thesis, Imperial College London, UK.
- Law, M., Russo, A., Bertino, E., Broda, K., & Lobo, J. (2019). Representing and learning grammars in answer set programming. In *The Thirty-Third AAAI Conference on Artificial Intelligence, AAAI 2019*, pp. 2919–2928. AAAI Press.
- Law, M., Russo, A., & Broda, K. (2014). Inductive learning of answer set programs. In Fermé, E., & Leite, J. (Eds.), *Logics in Artificial Intelligence - 14th European Conference, JELIA 2014, Funchal, Madeira, Portugal, September 24-26, 2014. Proceedings*, Vol. 8761 of *Lecture Notes in Computer Science*, pp. 311–325. Springer.
- Law, M., Russo, A., & Broda, K. (2016). Iterative learning of answer set programs from context dependent examples. *Theory Pract. Log. Program.*, 16(5-6), 834–848.
- Law, M., Russo, A., & Broda, K. (2018a). The complexity and generality of learning answer set programs. *Artif. Intell.*, 259, 110–146.
- Law, M., Russo, A., & Broda, K. (2018b). Inductive learning of answer set programs from noisy examples. *CoRR*, abs/1808.08441.

- Law, M., Russo, A., & Broda, K. (2020). The ilasp system for inductive learning of answer set programs. *The Association for Logic Programming Newsletter*.
- Leban, G., Zabkar, J., & Bratko, I. (2008). An experiment in robot discovery with ILP. In Zelezny, F., & Lavrac, N. (Eds.), *Inductive Logic Programming, 18th International Conference, ILP 2008, Prague, Czech Republic, September 10-12, 2008, Proceedings*, Vol. 5194 of *Lecture Notes in Computer Science*, pp. 77–90. Springer.
- LeCun, Y., Bengio, Y., & Hinton, G. (2015). Deep learning. *Nature*, 521(7553), 436–444.
- Levin, L. A. (1973). Universal sequential search problems. *Problemy Peredachi Informatsii*, 9(3), 115–116.
- Lin, D., Dechter, E., Ellis, K., Tenenbaum, J. B., & Muggleton, S. (2014). Bias reformulation for one-shot function induction. In Schaub, T., Friedrich, G., & O’Sullivan, B. (Eds.), *ECAI 2014 - 21st European Conference on Artificial Intelligence, 18-22 August 2014, Prague, Czech Republic - Including Prestigious Applications of Intelligent Systems (PAIS 2014)*, Vol. 263 of *Frontiers in Artificial Intelligence and Applications*, pp. 525–530. IOS Press.
- Lloyd, J. W. (1994). Practical advantages of declarative programming. In *1994 Joint Conference on Declarative Programming, GULP-PRODE’94 Peñíscola, Spain, September 19-22, 1994, Volume 1*, pp. 18–30.
- Lloyd, J. W. (2012). *Foundations of logic programming*. Springer Science & Business Media.
- Maher, M. J. (1988). Equivalences of logic programs. In Minker, J. (Ed.), *Foundations of Deductive Databases and Logic Programming*, pp. 627–658. Morgan Kaufmann.
- Manna, Z., & Waldinger, R. J. (1980). A deductive approach to program synthesis. *ACM Trans. Program. Lang. Syst.*, 2(1), 90–121.
- Marcus, G. (2018). Deep learning: A critical appraisal. *CoRR*, abs/1801.00631.
- Martínez, D., Alenyà, G., Torras, C., Ribeiro, T., & Inoue, K. (2016). Learning relational dynamics of stochastic domains for planning. In Coles, A. J., Coles, A., Edelkamp, S., Magazzeni, D., & Sanner, S. (Eds.), *Proceedings of the Twenty-Sixth International Conference on Automated Planning and Scheduling, ICAPS 2016, London, UK, June 12-17, 2016*, pp. 235–243. AAAI Press.
- Martínez, D., Ribeiro, T., Inoue, K., Alenyà, G., & Torras, C. (2015). Learning probabilistic action models from interpretation transitions. In Vos, M. D., Eiter, T., Lierler, Y., & Toni, F. (Eds.), *Proceedings of the Technical Communications of the 31st International Conference on Logic Programming (ICLP 2015), Cork, Ireland, August 31 - September 4, 2015*, Vol. 1433 of *CEUR Workshop Proceedings*. CEUR-WS.org.
- McCarthy, J. (1959). Programs with common sense. In *Proceedings of the Teddington Conference on the Mechanization of Thought Processes*, pp. 75–91, London. Her Majesty’s Stationary Office.
- McCreath, E., & Sharma, A. (1995). Extraction of meta-knowledge to restrict the hypothesis space for ilp systems. In *Eighth Australian Joint Conference on Artificial Intelligence*, pp. 75–82.
- Michalski, R. S. (1969). On the quasi-minimal solution of the general covering problem..

- Michie, D. (1988). Machine learning in the next five years. In Sleeman, D. H. (Ed.), *Proceedings of the Third European Working Session on Learning, EWSL 1988, Turing Institute, Glasgow, UK, October 3-5, 1988*, pp. 107–122. Pitman Publishing.
- Mitchell, T. M. (1997). *Machine learning*. McGraw Hill series in computer science. McGraw-Hill.
- Mooney, R. J. (1999). Learning for semantic interpretation: Scaling up without dumbing down. In Cussens, J., & Dzeroski, S. (Eds.), *Learning Language in Logic*, Vol. 1925 of *Lecture Notes in Computer Science*, pp. 57–66. Springer.
- Mooney, R. J., & Califf, M. E. (1995). Induction of first-order decision lists: Results on learning the past tense of english verbs. *J. Artif. Intell. Res.*, 3, 1–24.
- Morales, E. M. (1996). Learning playing strategies in chess. *Computational Intelligence*, 12, 65–87.
- Morel, R., Cropper, A., & Ong, C. L. (2019). Typed meta-interpretive learning of logic programs. In Calimeri, F., Leone, N., & Manna, M. (Eds.), *Logics in Artificial Intelligence - 16th European Conference, JELIA 2019, Rende, Italy, May 7-11, 2019, Proceedings*, Vol. 11468 of *Lecture Notes in Computer Science*, pp. 198–213. Springer.
- Muggleton, S. (1987). Duce, an oracle-based approach to constructive induction. In McDermott, J. P. (Ed.), *Proceedings of the 10th International Joint Conference on Artificial Intelligence. Milan, Italy, August 23-28, 1987*, pp. 287–292. Morgan Kaufmann.
- Muggleton, S. (1991). Inductive logic programming. *New Generation Computing*, 8(4), 295–318.
- Muggleton, S. (1994). Logic and learning: Turing’s legacy. In *Machine Intelligence 13*, pp. 37–56.
- Muggleton, S. (1995). Inverse entailment and prolog. *New Generation Comput.*, 13(3&4), 245–286.
- Muggleton, S. (1999a). Inductive logic programming: Issues, results and the challenge of learning language in logic. *Artif. Intell.*, 114(1-2), 283–296.
- Muggleton, S. (1999b). Scientific knowledge discovery using inductive logic programming. *Commun. ACM*, 42(11), 42–46.
- Muggleton, S. (2014). Alan turing and the development of artificial intelligence. *AI Commun.*, 27(1), 3–10.
- Muggleton, S., & Buntine, W. L. (1988). Machine invention of first order predicates by inverting resolution. In Laird, J. E. (Ed.), *Machine Learning, Proceedings of the Fifth International Conference on Machine Learning, Ann Arbor, Michigan, USA, June 12-14, 1988*, pp. 339–352. Morgan Kaufmann.
- Muggleton, S., Dai, W., Sammut, C., Tamaddoni-Nezhad, A., Wen, J., & Zhou, Z. (2018). Meta-interpretive learning from noisy images. *Machine Learning*, 107(7), 1097–1118.
- Muggleton, S., & De Raedt, L. (1994). Inductive logic programming: Theory and methods. *J. Log. Program.*, 19/20, 629–679.
- Muggleton, S., De Raedt, L., Poole, D., Bratko, I., Flach, P. A., Inoue, K., & Srinivasan, A. (2012). ILP turns 20 - biography and future challenges. *Machine Learning*, 86(1), 3–23.

- Muggleton, S., & Feng, C. (1990). Efficient induction of logic programs. In *Algorithmic Learning Theory, First International Workshop, ALT '90, Tokyo, Japan, October 8-10, 1990, Proceedings*, pp. 368–381.
- Muggleton, S., & Firth, J. (2001). Relational rule induction with cp rogol 4.4: A tutorial introduction. In *Relational data mining*, pp. 160–188. Springer.
- Muggleton, S., Paes, A., Costa, V. S., & Zaverucha, G. (2009a). Chess revision: Acquiring the rules of chess variants through FOL theory revision from examples. In Raedt, L. D. (Ed.), *Inductive Logic Programming, 19th International Conference, ILP 2009, Leuven, Belgium, July 02-04, 2009. Revised Papers*, Vol. 5989 of *Lecture Notes in Computer Science*, pp. 123–130. Springer.
- Muggleton, S., Santos, J. C. A., & Tamaddoni-Nezhad, A. (2009b). Progolem: A system based on relative minimal generalisation. In Raedt, L. D. (Ed.), *Inductive Logic Programming, 19th International Conference, ILP 2009, Leuven, Belgium, July 02-04, 2009. Revised Papers*, Vol. 5989 of *Lecture Notes in Computer Science*, pp. 131–148. Springer.
- Muggleton, S. H., Lin, D., Chen, J., & Tamaddoni-Nezhad, A. (2013). Metabayes: Bayesian meta-interpretative learning using higher-order stochastic refinement. In *Inductive Logic Programming - 23rd International Conference, ILP 2013, Rio de Janeiro, Brazil, August 28-30, 2013, Revised Selected Papers*, pp. 1–17.
- Muggleton, S. H., Lin, D., Pahlavi, N., & Tamaddoni-Nezhad, A. (2014). Meta-interpretive learning: application to grammatical inference. *Machine Learning*, 94(1), 25–49.
- Muggleton, S. H., Lin, D., & Tamaddoni-Nezhad, A. (2015). Meta-interpretive learning of higher-order dyadic Datalog: predicate invention revisited. *Machine Learning*, 100(1), 49–73.
- Muggleton, S. H., Schmid, U., Zeller, C., Tamaddoni-Nezhad, A., & Besold, T. R. (2018). Ultra-strong machine learning: comprehensibility of programs learned with ILP. *Machine Learning*, 107(7), 1119–1140.
- Nienhuys-Cheng, S.-H., & Wolf, R. d. (1997). *Foundations of Inductive Logic Programming*. Springer-Verlag New York, Inc., Secaucus, NJ, USA.
- Osera, P., & Zdancewic, S. (2015). Type-and-example-directed program synthesis. In Grove, D., & Blackburn, S. (Eds.), *Proceedings of the 36th ACM SIGPLAN Conference on Programming Language Design and Implementation, Portland, OR, USA, June 15-17, 2015*, pp. 619–630. ACM.
- Otero, R. P. (2001). Induction of stable models. In Rouveirol, C., & Sebag, M. (Eds.), *Inductive Logic Programming, 11th International Conference, ILP 2001, Strasbourg, France, September 9-11, 2001, Proceedings*, Vol. 2157 of *Lecture Notes in Computer Science*, pp. 193–205. Springer.
- Page, D., & Srinivasan, A. (2003). ILP: A short look back and a longer look forward. *J. Machine Learning Res.*, 4, 415–430.
- Picado, J., Termehchy, A., Fern, A., & Pathak, S. (2017). Towards automatically setting language bias in relational learning. In Schelter, S., & Zadeh, R. (Eds.), *Proceedings of the 1st Workshop on Data Management for End-to-End Machine Learning, DEEM@SIGMOD 2017, Chicago, IL, USA, May 14, 2017*, pp. 3:1–3:4. ACM.

- Plotkin, G. (1971). *Automatic Methods of Inductive Inference*. Ph.D. thesis, Edinburgh University.
- Quinlan, J. R. (1986). Induction of decision trees. *Machine Learning*, 1(1), 81–106.
- Quinlan, J. R. (1990). Learning logical definitions from relations. *Machine Learning*, 5, 239–266.
- Quinlan, J. R. (1993). *C4.5: Programs for Machine Learning*. Morgan Kaufmann.
- Raedt, L. D., & Kersting, K. (2008). Probabilistic inductive logic programming. In Raedt, L. D., Frasconi, P., Kersting, K., & Muggleton, S. (Eds.), *Probabilistic Inductive Logic Programming - Theory and Applications*, Vol. 4911 of *Lecture Notes in Computer Science*, pp. 1–27. Springer.
- Raedt, L. D., Kersting, K., Kimmig, A., Revoredo, K., & Toivonen, H. (2008). Compressing probabilistic prolog programs. *Machine Learning*, 70(2-3), 151–168.
- Raedt, L. D., Kersting, K., Natarajan, S., & Poole, D. (2016). *Statistical Relational Artificial Intelligence: Logic, Probability, and Computation*. Synthesis Lectures on Artificial Intelligence and Machine Learning. Morgan & Claypool Publishers.
- Ray, O. (2009). Nonmonotonic abductive inductive learning. *J. Applied Logic*, 7(3), 329–340.
- Reed, S. E., & de Freitas, N. (2016). Neural programmer-interpreters. In Bengio, Y., & LeCun, Y. (Eds.), *4th International Conference on Learning Representations, ICLR 2016, San Juan, Puerto Rico, May 2-4, 2016, Conference Track Proceedings*.
- Reiter, R. (1977). On closed world data bases. In Gallaire, H., & Minker, J. (Eds.), *Logic and Data Bases, Symposium on Logic and Data Bases, Centre d'études et de recherches de Toulouse, France, 1977*, *Advances in Data Base Theory*, pp. 55–76, New York. Plenum Press.
- Ribeiro, T., Folschette, M., Magnin, M., & Inoue, K. (2020). Learning any semantics for dynamical systems represented by logic programs. working paper or preprint.
- Ribeiro, T., & Inoue, K. (2014). Learning prime implicant conditions from interpretation transition. In Davis, J., & Ramon, J. (Eds.), *Inductive Logic Programming - 24th International Conference, ILP 2014, Nancy, France, September 14-16, 2014, Revised Selected Papers*, Vol. 9046 of *Lecture Notes in Computer Science*, pp. 108–125. Springer.
- Richards, B. L., & Mooney, R. J. (1995). Automated refinement of first-order horn-clause domain theories. *Machine Learning*, 19(2), 95–131.
- Robinson, J. A. (1965). A machine-oriented logic based on the resolution principle. *J. ACM*, 12(1), 23–41.
- Rocktäschel, T., & Riedel, S. (2017). End-to-end differentiable proving. In Guyon, I., von Luxburg, U., Bengio, S., Wallach, H. M., Fergus, R., Vishwanathan, S. V. N., & Garnett, R. (Eds.), *Advances in Neural Information Processing Systems 30: Annual Conference on Neural Information Processing Systems 2017, 4-9 December 2017, Long Beach, CA, USA*, pp. 3788–3800.
- Rosenblatt, F. (1958). The perceptron: a probabilistic model for information storage and organization in the brain.. *Psychological review*, 65(6), 386.
- Russell, S., & Norvig, P. (2010). *Artificial Intelligence: A Modern Approach*. Pearson, New Jersey. Third Edition.
- Russell, S. (2019). *Human compatible: Artificial intelligence and the problem of control*. Penguin.

- Sakama, C., & Inoue, K. (2009). Brave induction: a logical framework for learning from incomplete information. *Machine Learning*, 76(1), 3–35.
- Sammur, C. (1981). Concept learning by experiment. In Hayes, P. J. (Ed.), *Proceedings of the 7th International Joint Conference on Artificial Intelligence, IJCAI '81, Vancouver, BC, Canada, August 24-28, 1981*, pp. 104–105. William Kaufmann.
- Sammur, C. (1993). The origins of inductive logic programming: A prehistoric tale. In *Proceedings of the 3rd international workshop on inductive logic programming*, pp. 127–147. J. Stefan Institute.
- Sammur, C., Sheh, R., Haber, A., & Wicaksono, H. (2015). The robot engineer. In Inoue, K., Ohwada, H., & Yamamoto, A. (Eds.), *Late Breaking Papers of the 25th International Conference on Inductive Logic Programming, Kyoto University, Kyoto, Japan, August 20th to 22nd, 2015*, Vol. 1636 of *CEUR Workshop Proceedings*, pp. 101–106. CEUR-WS.org.
- Sato, T. (1995). A statistical learning method for logic programs with distribution semantics. In Sterling, L. (Ed.), *Logic Programming, Proceedings of the Twelfth International Conference on Logic Programming, Tokyo, Japan, June 13-16, 1995*, pp. 715–729. MIT Press.
- Sato, T., & Kameya, Y. (2001). Parameter learning of logic programs for symbolic-statistical modeling. *J. Artif. Intell. Res.*, 15, 391–454.
- Schaffer, C. (1993). Overfitting avoidance as bias. *Machine Learning*, 10, 153–178.
- Shapiro, E. Y. (1983). *Algorithmic Program DeBugging*. MIT Press, Cambridge, MA, USA.
- Si, X., Lee, W., Zhang, R., Albarghouthi, A., Koutiris, P., & Naik, M. (2018). Syntax-guided synthesis of Datalog programs. In Leavens, G. T., Garcia, A., & Pasareanu, C. S. (Eds.), *Proceedings of the 2018 ACM Joint Meeting on European Software Engineering Conference and Symposium on the Foundations of Software Engineering, ESEC/SIGSOFT FSE 2018, Lake Buena Vista, FL, USA, November 04-09, 2018*, pp. 515–527. ACM.
- Siebers, M., & Schmid, U. (2018). Was the year 2000 a leap year? step-wise narrowing theories with metagol. In Riguzzi, F., Bellodi, E., & Zese, R. (Eds.), *Inductive Logic Programming - 28th International Conference, ILP 2018, Ferrara, Italy, September 2-4, 2018, Proceedings*, Vol. 11105 of *Lecture Notes in Computer Science*, pp. 141–156. Springer.
- Silver, D. L., Yang, Q., & Li, L. (2013). Lifelong machine learning systems: Beyond learning algorithms. In *Lifelong Machine Learning, Papers from the 2013 AAAI Spring Symposium, Palo Alto, California, USA, March 25-27, 2013*, Vol. SS-13-05 of *AAAI Technical Report*. AAAI.
- Silver, D., Huang, A., Maddison, C. J., Guez, A., Sifre, L., Van Den Driessche, G., Schrittwieser, J., Antonoglou, I., Panneershelvam, V., Lanctot, M., et al. (2016). Mastering the game of go with deep neural networks and tree search. *nature*, 529(7587), 484.
- Sivaraman, A., Zhang, T., den Broeck, G. V., & Kim, M. (2019). Active inductive logic programming for code search. In Atlee, J. M., Bultan, T., & Whittle, J. (Eds.), *Proceedings of the 41st International Conference on Software Engineering, ICSE 2019, Montreal, QC, Canada, May 25-31, 2019*, pp. 292–303. IEEE / ACM.
- Solomonoff, R. J. (1964a). A formal theory of inductive inference. part I. *Information and Control*, 7(1), 1–22.

- Solomonoff, R. J. (1964b). A formal theory of inductive inference. part II. *Information and Control*, 7(2), 224–254.
- Sourek, G., Aschenbrenner, V., Zelezný, F., Schockaert, S., & Kuzelka, O. (2018). Lifted relational neural networks: Efficient learning of latent relational structures. *J. Artif. Intell. Res.*, 62, 69–100.
- Spivey, J. M., & Abrial, J. (1992). *The Z notation*. Prentice Hall Hemel Hempstead.
- Srinivasan, A. (2001). The ALEPH manual. *Machine Learning at the Computing Laboratory, Oxford University*.
- Srinivasan, A., King, R. D., & Bain, M. (2003). An empirical study of the use of relevance information in inductive logic programming. *J. Machine Learning Res.*, 4, 369–383.
- Srinivasan, A., King, R. D., Muggleton, S., & Sternberg, M. J. E. (1997). Carcinogenesis predictions using ILP. In Lavrac, N., & Dzeroski, S. (Eds.), *Inductive Logic Programming, 7th International Workshop, ILP-97, Prague, Czech Republic, September 17-20, 1997, Proceedings*, Vol. 1297 of *Lecture Notes in Computer Science*, pp. 273–287. Springer.
- Srinivasan, A., Muggleton, S., Sternberg, M. J. E., & King, R. D. (1996). Theories for mutagenicity: A study in first-order and feature-based induction. *Artif. Intell.*, 85(1-2), 277–299.
- Srinivasan, A., Muggleton, S. H., & King, R. D. (1995). Comparing the use of background knowledge by inductive logic programming systems. In *Proceedings of the 5th International Workshop on Inductive Logic Programming*, pp. 199–230. Department of Computer Science, Katholieke Universiteit Leuven.
- Srinivasan, A., Page, D., Camacho, R., & King, R. D. (2006). Quantitative pharmacophore models with inductive logic programming. *Machine Learning*, 64(1-3), 65–90.
- Stahl, I. (1995). The appropriateness of predicate invention as bias shift operation in ILP. *Machine Learning*, 20(1-2), 95–117.
- Sterling, L., & Shapiro, E. Y. (1994). *The art of Prolog: advanced programming techniques*. MIT press.
- Struyf, J., Davis, J., & Jr., C. D. P. (2006). An efficient approximation to lookahead in relational learners. In Fürnkranz, J., Scheffer, T., & Spiliopoulou, M. (Eds.), *Machine Learning: ECML 2006, 17th European Conference on Machine Learning, Berlin, Germany, September 18-22, 2006, Proceedings*, Vol. 4212 of *Lecture Notes in Computer Science*, pp. 775–782. Springer.
- Summers, P. D. (1977). A methodology for LISP program construction from examples. *J. ACM*, 24(1), 161–175.
- Tamaddoni-Nezhad, A., Bohan, D., Raybould, A., & Muggleton, S. (2014). Towards machine learning of predictive models from ecological data. In Davis, J., & Ramon, J. (Eds.), *Inductive Logic Programming - 24th International Conference, ILP 2014, Nancy, France, September 14-16, 2014, Revised Selected Papers*, Vol. 9046 of *Lecture Notes in Computer Science*, pp. 154–167. Springer.
- Tamaddoni-Nezhad, A., Chaleil, R., Kakas, A. C., & Muggleton, S. (2006). Application of abductive ILP to learning metabolic network inhibition from temporal data. *Machine Learning*, 64(1-3), 209–230.

- Tamaki, H., & Sato, T. (1984). Unfold/fold transformation of logic programs. In Tärnlund, S. (Ed.), *Proceedings of the Second International Logic Programming Conference, Uppsala University, Uppsala, Sweden, July 2-6, 1984*, pp. 127–138. Uppsala University.
- Tärnlund, S. (1977). Horn clause computability. *BIT*, 17(2), 215–226.
- Torrey, L., & Shavlik, J. (2009). Transfer learning. *Handbook of Research on Machine Learning Applications and Trends: Algorithms, Methods, and Techniques*, 1, 242.
- Torrey, L., Shavlik, J. W., Walker, T., & Maclin, R. (2007). Relational macros for transfer in reinforcement learning. In Blockeel, H., Ramon, J., Shavlik, J. W., & Tadepalli, P. (Eds.), *Inductive Logic Programming, 17th International Conference, ILP 2007, Corvallis, OR, USA, June 19-21, 2007, Revised Selected Papers*, Vol. 4894 of *Lecture Notes in Computer Science*, pp. 254–268. Springer.
- Tourret, S., & Cropper, A. (2019). Sld-resolution reduction of second-order horn fragments. In Calimeri, F., Leone, N., & Manna, M. (Eds.), *Logics in Artificial Intelligence - 16th European Conference, JELIA 2019, Rende, Italy, May 7-11, 2019, Proceedings*, Vol. 11468 of *Lecture Notes in Computer Science*, pp. 259–276. Springer.
- Turcotte, M., Muggleton, S., & Sternberg, M. J. E. (2001). The effect of relational background knowledge on learning of protein three-dimensional fold signatures. *Machine Learning*, 43(1/2), 81–95.
- Turing, A. M. (1950). Computing machinery and intelligence. *Mind*, 59(236), 433–460.
- Vera, S. (1975). Induction of concepts in the predicate calculus. In *Advance Papers of the Fourth International Joint Conference on Artificial Intelligence, Tbilisi, Georgia, USSR, September 3-8, 1975*, pp. 281–287.
- Wang, W. Y., Mazaitis, K., & Cohen, W. W. (2014). Structure learning via parameter learning. In Li, J., Wang, X. S., Garofalakis, M. N., Soboroff, I., Suel, T., & Wang, M. (Eds.), *Proceedings of the 23rd ACM International Conference on Conference on Information and Knowledge Management, CIKM 2014, Shanghai, China, November 3-7, 2014*, pp. 1199–1208. ACM.
- Wielemaker, J., Schrijvers, T., Triska, M., & Lager, T. (2012). Swi-prolog. *Theory Pract. Log. Program.*, 12(1-2), 67–96.
- Wirth, N. (1985). *Algorithms and data structures*. Prentice Hall.
- Wrobel, S. (1996). First-order theory refinement. In *Advances in Inductive Logic Programming*, pp. 14–33.
- Zahálka, J., & Zelezný, F. (2011). An experimental test of occam’s razor in classification. *Machine Learning*, 82(3), 475–481.
- Zelle, J. M., & Mooney, R. J. (1995). Comparative results on using inductive logic programming for corpus-based parser construction. In Wermter, S., Riloff, E., & Scheler, G. (Eds.), *Connectionist, Statistical, and Symbolic Approaches to Learning for Natural Language Processing*, Vol. 1040 of *Lecture Notes in Computer Science*, pp. 355–369. Springer.
- Zelle, J. M., & Mooney, R. J. (1996). Learning to parse database queries using inductive logic programming. In Clancey, W. J., & Weld, D. S. (Eds.), *Proceedings of the Thirteenth National*

Conference on Artificial Intelligence and Eighth Innovative Applications of Artificial Intelligence Conference, AAAI 96, IAAI 96, Portland, Oregon, USA, August 4-8, 1996, Volume 2, pp. 1050–1055. AAAI Press / The MIT Press.