
Compositional Generalization via Neural-Symbolic Stack Machines

Xinyun Chen

UC Berkeley

xinyun.chen@berkeley.edu

Chen Liang, Adams Wei Yu

Google Brain

{crazydonkey, adamsyuwei}@google.com

Dawn Song

UC Berkeley

dawnsong@cs.berkeley.edu

Denny Zhou

Google Brain

dennyzhou@google.com

Abstract

Despite achieving tremendous success, existing deep learning models have exposed limitations in compositional generalization, the capability to learn compositional rules and apply them to unseen cases in a systematic manner. To tackle this issue, we propose the Neural-Symbolic Stack Machine (NeSS). It contains a neural network to generate traces, which are then executed by a symbolic stack machine enhanced with sequence manipulation operations. NeSS combines the expressive power of neural sequence models with the recursion supported by the symbolic stack machine. Without training supervision on execution traces, NeSS achieves 100% generalization performance in three domains: the SCAN benchmark of language-driven navigation tasks, the compositional machine translation benchmark, and context-free grammar parsing tasks.

1 Introduction

Humans have an exceptional capability of compositional reasoning. Given a set of basic components and a few demonstrations of their combinations, a person could effectively capture the underlying compositional rules, and generalize the knowledge to novel combinations [9, 34, 27, 26]. In contrast, deep neural networks, including the state-of-the-art models for natural language understanding, typically lack such generalization abilities [24, 22, 30], although they have demonstrated impressive performance on various applications.

To evaluate the compositional generalization, [24] proposes the SCAN benchmark for natural language to action sequence generation. When SCAN is randomly split into training and testing sets, neural sequence models [3, 19] can achieve perfect generalization. However, when SCAN is split such that the testing set contains unseen combinations of components in the training set, the test accuracies of these models drop dramatically, though the training accuracies are still nearly 100%. Some techniques have been proposed to improve the performance on SCAN, but they either still fail to generalize on some splits [40, 25, 28, 16, 1], or are specialized for SCAN-like grammar learning [36].

In this paper, we propose the **Neural-Symbolic Stack machine (NeSS)**, which integrates a symbolic stack machine into a sequence-to-sequence generation framework, and learns a neural network as the controller to operate the machine. NeSS preserves the capacity of existing neural models for sequence generation; meanwhile, the symbolic stack machine supports recursion [6, 8], so it can break down the entire sequence into components, process them separately and then combine the results, encouraging the model to learn the primitives and composition rules. In addition, we propose the notion of *operational equivalence*, which formalizes the intuition that semantically similar sentences often imply similar operations executed by the symbolic stack machine. It enables NeSS to categorize

Table 1: Instruction semantics of our stack machine. See Figure 1 for the sample usage.

Operator	Arguments	Description
SHIFT	—	Pull one token from the input stream to append to the end of the stack top.
REDUCE	$[t_1, t_2, \dots, t_l]$	Reduce the stack’s top to a sequence $[t_1, t_2, \dots, t_l]$ in the target language.
PUSH	—	Push a new frame to the stack top.
POP	—	Pop the stack top and append the popped data to the new stack top.
CONCAT_M	$[i_1, i_2, \dots, i_l]$	Concatenate the items from the stack top and the memory with indices i_1, i_2, \dots, i_l , then put the concatenated sequence in the memory.
CONCAT_S	$[i_1, i_2, \dots, i_l]$	Concatenate the items from the stack top and the memory with indices i_1, i_2, \dots, i_l , then put the concatenated sequence in the stack top.
FINAL	—	Terminate the execution, and return the stack top as the output.

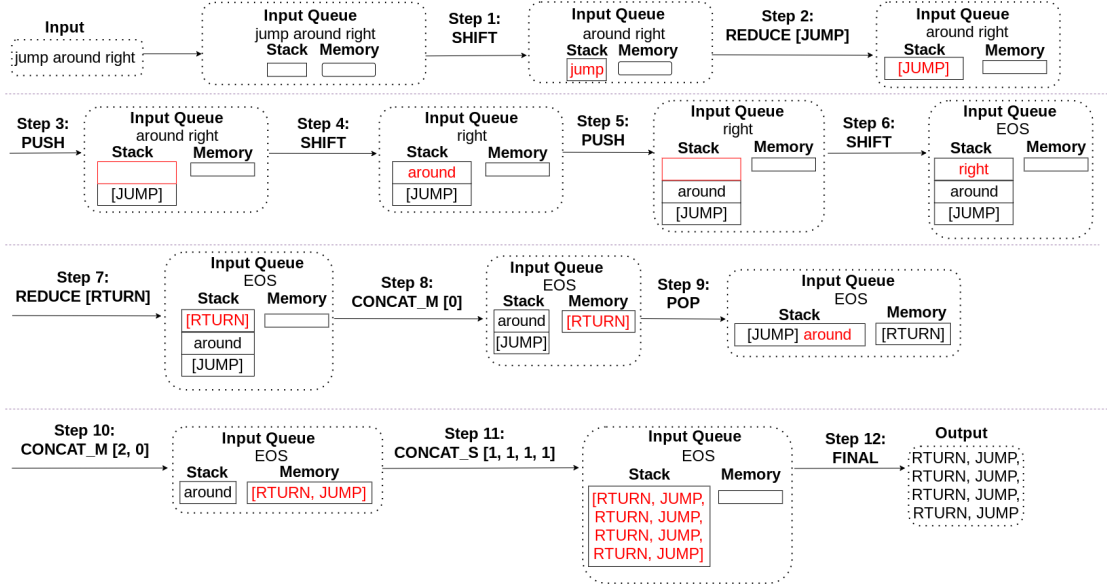


Figure 1: An illustrative example of how to use the stack machine for SCAN benchmark. A more complex example can be found in the supplementary material.

components based on their semantic similarities, which further improves the generalization. We also design a curriculum learning scheme to train our model without the ground truth execution traces.

We evaluate NeSS on three benchmarks that require compositional generalization: (1) the SCAN benchmark discussed above; (2) the compositional machine translation task proposed in [24]; and (3) the context-free grammar parsing tasks proposed in [8]. NeSS achieves 100% generalization performance on all these benchmarks.

2 Neural-Symbolic Stack Machine (NeSS)

In this section, we demonstrate NeSS, which includes a symbolic stack machine enhanced with sequence manipulation operations, and a neural network as the machine controller that produces a trace to be executed by the machine. We present our stack machine in Section 2.1, describe the model architecture of our machine controller in Section 2.2, and discuss the expressiveness and generalization power of NeSS in Section 2.3.

2.1 Enhanced Stack Machine for Sequence Manipulation

We design a stack machine that supports recursion, a key component to achieving compositional generalization. In particular, this machine supports general-purpose sequence-to-sequence tasks,

<u>run</u>	<u>and</u>	<u>walk</u>	<u>twice</u>	<u>jump</u>	<u>and</u>	<u>walk</u>	<u>thrice</u>
Cs ₁ : RUN	Cs ₂ : concat(0, 2)	Cs ₁ : WALK	Cs ₃ : repeat(0, 0)	Cs ₁ : JUMP	Cs ₂ : concat(0, 2)	Cs ₁ : WALK	Cs ₃ : repeat(0, 0, 0)
Ct ₁ : WALK WALK				Ct ₁ : WALK WALK WALK			
Ct ₁ : RUN WALK WALK				Ct ₁ : JUMP WALK WALK WALK			

Figure 2: An illustration of component categorization, where Cs_i and Ct_i denote the i -th category of source and target languages respectively.

where an input sequence in a source language is mapped into an output sequence in a target language. We present an overview of the machine operations in Table 1. Specifically, `SHIFT` is used for reading the input sequence, `PUSH` and `POP` are standard stack operations, `REDUCE` is used for output sequence generation, `CONCAT_M` and `CONCAT_S` concatenate the generated sequences to form a longer one, and the `FINAL` operation terminates the machine operation and produces the output. We provide an illustrative example in Figure 1, and defer more descriptions to the supplementary.

2.1.1 Operational Equivalence

Inspired by Combinatory Categorical Grammar (CCG) [41], we use component categorization as an ingredient for compositional generalization. As shown in Figure 2, from the perspective of categorical grammars, categories for source language may be considered as the primitive types of the lexicon, while predicting categories for the target language may be considered as the type inference. By mapping “jump” and “run” into the same category, we can easily infer the meaning of “run and walk” after learning to “jump and walk”. Meanwhile, mapping “twice” and “thrice” into the same category indicates the similarity of their combinatorial rules, e.g., both of them should be processed before parsing the word “and”. From the perspective of parsing, categorical information is encoded in non-terminals of the (latent) parse tree, which provides higher-level abstraction of the terminal tokens’ semantic meaning. However, annotations of tree structures are typically unavailable or expensive to obtain. Faced with this challenge similar to unsupervised parsing and grammar induction [2, 11, 5], we leverage the similarities between the execution traces to induce the latent categorical information. This intuition is formalized as *operational equivalence* below.

Operational Equivalence (OE). Let $\mathcal{L}_s, \mathcal{L}_t$ be the source and target languages, π be the mapping from \mathcal{L}_s to \mathcal{L}_t ; $Op(s)$ be the operator to perform the mapping π , given the current machine status s ; \mathcal{S} be the set of valid machine statuses; $s' = R(s, s_i, s'_i)$ means replacing the occurrences of s_i in s with s'_i . Components s_i and s'_i are operationally equivalent if and only if $\forall s \in \mathcal{S}, s' = R(s, s_i, s'_i) \in \mathcal{S}$ and $Op(s) = Op(s')$.

In Figure 3, we present some examples of operational equivalence captured by the execution traces. We observe that, when two sequences only differ in the arguments of `REDUCE`, their corresponding tokens could be mapped to the same category, which is the main focus of most prior work on compositional generalization [16, 28, 25]. For example, [16] proposes the notation of *local equivariance* to capture such information. On the other hand, by grouping sequences only differing in `CONCAT_M` and `CONCAT_S` arguments, we also allow the model to capture structural equivalence, as shown in Figure 3b, which is the key to enable generalization beyond primitive substitutions.

2.2 Neural Controller

With the incorporation of a symbolic machine into our sequence-to-sequence generation framework, NeSS does not directly generate the entire output sequence. Instead, the neural network in NeSS acts as a controller to operate the machine. The machine runs the execution trace generated by the neural network to produce the output sequence. Meanwhile, the design of our machine allows the neural controller to make predictions based on the local context of the input, which is a key factor to achieve compositional generalization. We provide an overview of the neural controller in Figure 4, describe the key components below, and defer more details to the supplementary.

Machine status encoder. A key property of NeSS is that it enables the neural controller to focus on the local context that is relevant to the prediction, thanks to the recursion supported by the stack machine. Specifically, the input to the neural controller consists of three parts: (1) the next token in the input queue *tok*, e.g., the token “around” before executing step 4 in Figure 1; (2) the top 2 frames of the stack; and (3) the memory. Note that including the second stack frame from the top is necessary for determining the association rules of tokens, as discussed in [8]. Take arithmetic

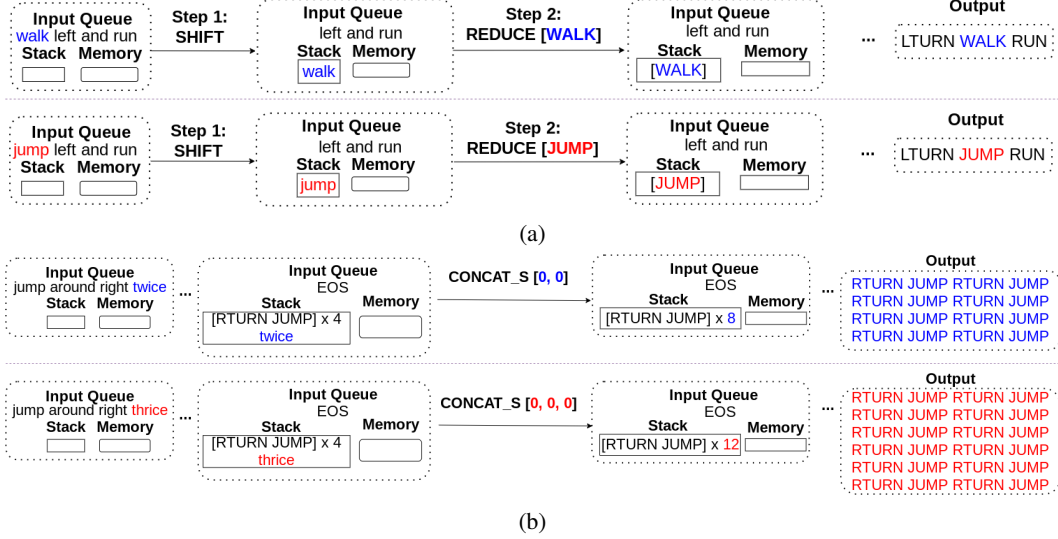


Figure 3: An illustration of the operational equivalence captured by the execution traces on SCAN benchmark. (a) With primitive replacement, e.g., changing “walk” into “jump”, the operator trace remains the same, while the REDUCE arguments differ, thus “walk” and “jump” can be grouped into the same category. Such equivalence is also characterized by local equivariance defined in [16]. (b) By changing “twice” into “thrice”, the operator trace remains the same, while the CONCAT_M and CONCAT_S arguments could differ, thus “twice” and “thrice” are in the same category. Such equivalence is crucial in achieving length generalization on SCAN, which is not characterized by primitive equivariance studied in prior work [16, 28, 25]

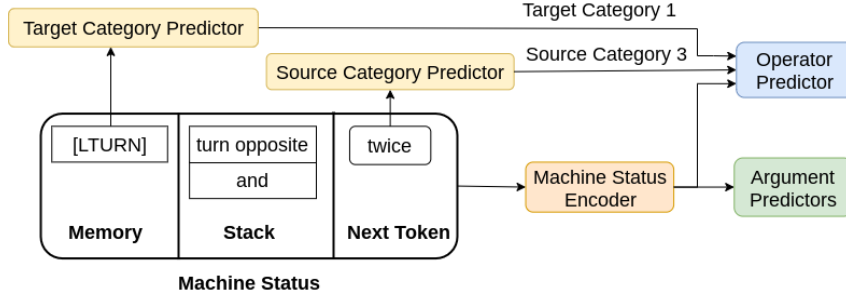


Figure 4: An overview of the neural architecture for the machine controller. A more detailed illustration is included in the supplementary material.

expression parsing as an example, when the top stack frame includes a variable “y” and the next input token is “*”, we continue processing this token when the previous stack frame includes a “+”, while we need a POP operation when the previous stack frame includes “*”. We use 4 bi-directional LSTMs as the machine status encoders to encode the input sequence, the top 2 stack frames and the memory respectively. Then we denote the 4 computed embedding vectors as e_{tok} , e_{cur} , e_{pre} and e_M .

Operator predictor. The operator predictor is a multi-layer fully connected network with a $|Op|$ -dimensional softmax output layer, where $|Op| = 7$ is the number of operators supported by the machine, as listed in Table 1. Its input is the concatenation of e_{tok} , e_{cur} , e_{pre} and e_M .

Argument predictors. We include three neural modules for argument prediction, which are used for REDUCE, CONCAT_M and CONCAT_S respectively. We design the REDUCE argument predictor as a standard LSTM-based sequence-to-sequence model with attention, which generates a token sequence in the target vocabulary as the arguments. For both CONCAT_M and CONCAT_S argument predictors, we utilize the pointer network architecture [44] to select indices from an element list as arguments, where the list contains the elements from the top stack frame and the memory.

Latent category predictors. We introduce two latent category predictors for source and target languages. The source category predictor, denoted as $p_{sc}(e_{tok})$, computes an embedding vector

ec_{tok} to indicate the categorical information given the input e_{tok} . Similarly, we denote the target category predictor as $p_{tc}(e_s)$, where the input e_s is the embedding of the token sequence s in the target language. For the input to the operator predictor, we replace e_{tok} with ec_{tok} as the representation of the next input token tok , which encourages the neural controller to predict the same operator for tokens of the same category. Similarly, the categorical predictions for the target language are used for subsequent instruction predictions.

2.3 Discussion

In the following, we discuss the expressiveness and generalization power of NeSS. In particular, NeSS preserves the same expressive power as sequence-to-sequence models, while our neural-symbolic design enhances its compositional generalization capability.

Expressive power. When we impose no constraints to regularize the machine, e.g., we do not restrict the argument length for REDUCE instruction, there is a *degenerate* execution trace that is valid for every input-output example. Specifically, this trace keeps running the SHIFT instruction until an [EOS] is observed as the next input token, then executes a REDUCE instruction with the entire output sequence as its argument. In this way, NeSS preserves the capacity of existing sequence-to-sequence models [3, 46, 19, 42, 13]. To leverage the recursion property of the machine, we could set a length limit for REDUCE arguments, so that the neural model mainly calls REDUCE instruction to generate phrases in the target language, and utilizes other instructions to combine the generated primitives to form a longer sequence. We call such compositional traces as *non-degenerate* traces hereafter.

Generalization. Some recent work proposes neural-symbolic architectures to achieve length generalization for program induction [6, 8, 47, 37]. The core idea is to incorporate a stack into the symbolic machine, so that the neural network model could restrict its attention to only part of the input important for the current decision. This recursion design principle is also crucial in achieving compositional generalization in our case. Meanwhile, capturing the operational equivalence enables NeSS to simultaneously obtain generalization capability and expressive power.

3 Training

As discussed in Section 2.3, without the ground truth execution traces as training supervision, the model may exploit the REDUCE argument generator and predict degenerate traces without compositionality. To avoid this degenerate solution, we apply a curriculum learning scheme. At a high level, the model first performs a trace search for each sample in the lesson, and then categorizes components based on the operational equivalence. We discuss the key sub-routines below. The full training procedure can be found in the supplementary material.

Curriculum learning. We sort the training samples in the increasing order of their input and output lengths to construct the curriculum. Before training on the first lesson, the neural model is randomly initialized. Afterwards, for each new lesson, the model is initialized with the parameters learned from previous lessons. To obtain training supervision, for each input sequence within the current lesson, we search for an execution trace that leads to the ground truth output, based on the probability distribution predicted by the neural model, and we prioritize the search for non-degenerate execution traces. If the model could not find any non-degenerate execution trace within the search budget, a degenerate execution trace is used for training. The model proceeds to the new lesson when no more non-degenerate execution traces can be found.

Learning to categorize. To provide training supervision for latent category predictors, we leverage the operational equivalence defined in Section 2.1.1. Specifically, after the trace search, we collect the non-degenerate operator traces, and compare among different samples within a training batch. If two samples share the same operator trace, we first assign their target sequences with the same target category for training. Note that their input sequences have the same length, because the same SHIFT instructions are executed. Therefore, we enumerate each index within the input length, pair up the tokens with the same index, and assign them with the same source category for training.

4 Experiments

We evaluate NeSS in three domains: (1) the SCAN splits that require compositional generalization [24]; (2) the compositional machine translation benchmark proposed in [24]; and (3) the context-free grammar parsing benchmarks proposed in [8]. We present the setup and key results below, and defer more experimental details to the supplementary material. Note that we perform greedy decoding to generate the execution traces during the inference time, without any search.

4.1 SCAN Benchmark

The SCAN benchmark has been widely used to evaluate the compositional generalization of neural networks, where the input sequence is a navigation command in English, and the output is the corresponding action sequence [24]. See Figure 1 for a sample usage of NeSS for the SCAN tasks.

Evaluation setup. Similar to prior work [25, 16, 36], we evaluate the following four settings. (1) **Length generalization:** the output sequences in the training set include at most 22 actions, while the output lengths in the test set are between 24 and 48. (2) **Template generalization for “around right”:** the phrase “around right” is held out from the training set; however, both “around” and “right” occurs in the training set separately. For example, the phrases “around left” and “opposite right” are included in the training set. (3) **Primitive generalization for “jump”:** all commands not including “jump” are included in the training set, but the primitive “jump” only appears as a single command in the training set. The test set includes commands combining “jump” with other primitives and templates, such as “jump twice” and “jump after walk”. (4) **Simple split:** randomly split samples into training and test sets. In this case, no compositional generalization is required.

Previous approaches. We compare NeSS with two classes of existing approaches on SCAN benchmark. The first class of approaches propose different neural network architectures, without additional data to provide training supervision. Specifically, sequence-to-sequence models (seq2seq) [24] and convolutional neural networks (CNN) [12] are standard neural network architectures, while the equivariant sequence-to-sequence model [16] incorporates convolution operations into the recurrent neural networks, so as to achieve local equivariance discussed in Section 2.1.1. On the other hand, the syntactic attention model [40] and primitive substitution [28] learn two attention maps for primitives and templates separately. The second class of approaches design different schemes to generate auxiliary training data. Specifically, GECA [1] performs data augmentation by replacing fragments of training samples with different fragments from other similar samples, while the meta sequence-to-sequence model [25] and the rule synthesizer model (synth) [36] are trained with samples drawn from a meta-grammar with the format close to the SCAN grammar.

Table 2: Learned categories on SCAN. The words in a pair of brackets belong to the same category. The categories contained in the three lines are respectively learned from input sequences of length 1, 2 and 3.

{run, look, jump, look}
{left, right}, {twice, thrice}, {turn}
{and, after}, {around}, {opposite}

Results. Table 3 summarizes our results on SCAN tasks. In the top block, we compare with models trained without additional data. Among these approaches, NeSS is the only one achieving 100% test accuracies on tasks that require compositional generalization. In particular, the best generalization accuracy on the length split is only around 20% for the baseline models. The main reason is because existing models could not generalize to the input template “around left/right thrice”, when the training set only includes the template “around left/right twice”. To achieve generalization, the model needs to understand the relationship between “twice” and “thrice”, which is not captured by the primitive equivalence [25, 28, 40] or local equivariance [16] studied in prior work. On the other hand, as shown in Table 2, the operational equivalence defined in Section 2.1.1 enables NeSS to categorize “twice” and “thrice” together, and thus leads to the length generalization.

Next, we compare NeSS with models trained with additional data. In particular, meta sequence-to-sequence model is trained with different permutations of primitive assignment, i.e., different one-to-one mapping of {run, look, jump, walk} to {RUN, LOOK, JUMP, WALK}, denoted as “(perm)”. We consider two evaluation modes of the rule synthesizer model (synth) [36], where the first variant performs greedy decoding, denoted as “(no search)”; the second one performs a search process, where the model samples candidate grammars, and returns the one that matches the training

Table 3: Test accuracy on SCAN splits. All models in the top block are trained without additional data. In the bottom, GECA is trained with data augmentation, while Meta Seq2seq (perm) and both variants of Synth are trained with samples drawn from a meta-grammar, with a format close to the SCAN grammar. In particular, Synth (with search) performs a search procedure to sample candidate grammars, and returns the one that matches the training samples; instead, other models always return the prediction with the highest decoding probability.

Approach	Length	Around right	Jump	Simple
NeSS (ours)	100.0	100.0	100.0	100.0
Seq2seq [24]	13.8	—	0.08	99.8
CNN [12]	0.0	56.7	69.2	100.0
Syntactic Attention [40]	15.2	28.9	91.0	—
Primitive Substitution [28]	20.3	83.2	98.8	99.9
Equivariant seq2seq [16]	15.9	92.0	99.1	100.0
GECA [1]	—	82	87	—
Meta Seq2seq (perm) [25]	16.64	98.71	99.95	—
Synth (no search) [36]	0.0	0.0	3.5	13.3
Synth (with search) [36]	100.0	100.0	100.0	100.0

Table 4: Accuracy on the compositional machine translation benchmark in [24], measured by semantic equivalence.

Approach	Accuracy
NeSS (ours)	100
Seq2seq [24]	12.5
Primitive Substitution [28]	100

Table 5: Results on the context-free grammar parsing benchmarks proposed in [8]. “Test-LEN” indicates the testset including inputs of length LEN.

Test	NeSS (ours)	Neural Parser	Seq2seq	Seq2tree
Training	100	100	81.29	100
Test-10	100	100	0	0.8
Test-5000	100	100	0	0

samples. We observe that even with additional training supervision, Synth (with search) is the only approach that is able to achieve 100% generalization on all these SCAN splits.

Although both Synth and NeSS achieve perfect generalization, there are key differences we would like to highlight. First, the meta-grammar designed in Synth restricts the search space to only include grammars with a similar format to the SCAN grammar [36]. For example, each grammar has between 4 and 9 primitive rules that map a single word to a single primitive (e.g., run \rightarrow RUN), and 3 to 7 higher order rules that encode variable transformations given by a single word (e.g., x1 and x2 \rightarrow [x1] [x2]). Therefore, Synth cannot be applied to other two benchmarks in our evaluation. Unlike Synth, NeSS does not utilize such task-related knowledge. Also, NeSS does not perform any search during the inference, while Synth requires a search procedure to ensure that the synthesized grammar satisfies the training samples.

4.2 Compositional Machine Translation

Then we evaluate on the compositional machine translation benchmark proposed in [24]. Specifically, the training set includes 11,000 English-French sentence pairs, where the English sentences begin with phrases such as “I am”, “you are” and “he is”, and 1,000 of the samples are repetitions of “I am daxy” and its French translation, which is the only sentence that introduces the non-sense word “daxy” in the training set. The test set includes different combinations of the token “daxy” and other phrases, e.g., “you are daxy”, which do not appear in the training set. Compared to the SCAN benchmark, the translation rules in this task are more complex and ambiguous, which makes it challenging to be fully explained with a rigorous rule set.

Results. We present the results in Table 4, where we compare NeSS with the standard sequence-to-sequence model [24], and the primitive substitution approach [28] discussed in Section 4.1. Note that although the exact match accuracy reported in [28] is 62.5%, the predicted sequences are semantically equivalent to the ground truth, even when they are not exactly the same. While both the primitive substitution approach and NeSS achieve 100% accuracy in terms of the semantic equivalence, NeSS is the only approach that simultaneously enables length generalization for rule learning tasks and achieves 100% generalization on machine translation with more diverse rules.

4.3 Context-free Grammar Parsing

Finally we evaluate NeSS on the context-free grammar parsing tasks in [8]. Following [8], we mainly consider the curriculum learning setting, where we train the model with their designed curriculum, which includes 100 to 150 samples enumerating all constructors in the grammar. NeSS parses the inputs by generating the serialized parse trees, as illustrated in the supplementary material. The average input length of samples in the curriculum is around 10. This benchmark is mainly designed to evaluate length generalization, where the test samples are much longer than training samples.

Results. We present the main results in Table 5, where we compare NeSS with the sequence-to-sequence model [45], sequence-to-tree model [15], and the neural parser [8]. All these models are trained on the curriculum of the While language designed in [8], and we defer the full evaluation results of more setups and baselines to the supplementary material, where we draw similar conclusions. We notice that none of the models without incorporating a symbolic machine generalizes to test inputs that are $500 \times$ longer than training samples, suggesting the necessity of the neural-symbolic model design. Meanwhile, compared to the neural parser model, NeSS achieves the same capability of precisely learning the grammar production rules, while it supports more applications that are not supported by the neural parser model, as discussed in Section 2.3.

5 Related Work

There has been an increasing interest in studying the compositional generalization of deep neural networks for natural language understanding [24, 22, 4, 39]. A line of literature develops different techniques for SCAN domain proposed in [24], including architectural design [40, 28, 16], training data augmentation [1], and meta learning [25, 36]. Note that we have already provided a more detailed discussion in Section 4.1. In particular, the rule synthesis approach in [36] also achieves 100% generalization performance as NeSS. However, they design a meta-grammar space to generate training samples, which contains grammars with the format close to the SCAN grammar, and their model requires a search process to sample candidate grammars during the inference time. On the other hand, NeSS does not utilize such task-specific knowledge, and no search is needed for model evaluation. Some recent work also studies compositional generalization for other applications, including semantic parsing [22, 1], visual question answering [4, 32, 43], image captioning [35], and other grounded language understanding domains [39].

On the other hand, length generalization has been emphasized for program induction, where the learned model is supposed to generalize to longer test samples than the training ones [17, 48, 38, 6, 8]. A line of approaches learn a neural network augmented with a differentiable machine [17, 48, 20, 21, 23, 18]. However, these approaches either can not achieve length generalization, or are only capable of solving simple tasks. Another class of approaches incorporate a symbolic machine into the neural network [38, 6, 49, 8, 47, 37], which enables length generalization either with training supervision on execution traces [6], or well-designed curriculum learning schemes [8, 47, 37]. In particular, our neural-symbolic architecture is inspired by the neural parser introduced in [8], which designs a parsing machine based on classic SHIFT-REDUCE systems [10, 33, 29, 8]. By serializing the target parse tree, our machine fully covers the usages supported by the parsing machine. Meanwhile, the incorporation of a memory module and enhanced instructions for sequence generation enables NeSS to achieve generalization for not only algorithmic induction, but also natural language understanding domains. Some recent work also studies length generalization for other tasks, including relational reasoning [14], multi-task learning [7], and structure inference [31].

6 Conclusion

In this work, we presented NeSS, a differentiable neural network to operate a symbolic stack machine supporting general-purpose sequence-to-sequence generation, to achieve compositional generalization. To train NeSS without the supervision on ground truth execution traces, we proposed the notation of operational equivalence, which captured the primitive and compositional rules via the similarity of execution traces. NeSS achieved 100% generalization performance on three benchmarks ranging from natural language understanding to grammar parsing. For future work, we consider extending our techniques to other applications that require the understanding of compositional semantics, including grounded language understanding and code translation.

References

- [1] J. Andreas. Good-enough compositional data augmentation. In *Proceedings of the 58th Annual Meeting of the Association for Computational Linguistics*, 2020.
- [2] D. Angluin. Learning regular sets from queries and counterexamples. *Information and computation*, 75(2):87–106, 1987.
- [3] D. Bahdanau, K. Cho, and Y. Bengio. Neural machine translation by jointly learning to align and translate. In *International Conference on Learning Representations*, 2015.
- [4] D. Bahdanau, H. de Vries, T. J. O’Donnell, S. Murty, P. Beaudoin, Y. Bengio, and A. Courville. Closure: Assessing systematic generalization of clevr models. *arXiv preprint arXiv:1912.05783*, 2019.
- [5] R. Bod. An all-subtrees approach to unsupervised parsing. In *Proceedings of the 21st International Conference on Computational Linguistics and the 44th annual meeting of the Association for Computational Linguistics*, pages 865–872. Association for Computational Linguistics, 2006.
- [6] J. Cai, R. Shin, and D. Song. Making neural programming architectures generalize via recursion. In *ICLR*, 2017.
- [7] M. B. Chang, A. Gupta, S. Levine, and T. L. Griffiths. Automatically composing representation transformations as a means for generalization. In *International Conference on Learning Representations*, 2019.
- [8] X. Chen, C. Liu, and D. Song. Towards synthesizing complex programs from input-output examples. In *International Conference on Learning Representations*, 2018.
- [9] N. Chomsky and D. W. Lightfoot. *Syntactic structures*. Walter de Gruyter, 2002.
- [10] J. Cross and L. Huang. Span-based constituency parsing with a structure-label system and provably optimal dynamic oracles. In *Proceedings of the 2016 Conference on Empirical Methods in Natural Language Processing*, pages 1–11, 2016.
- [11] C. De la Higuera. *Grammatical inference: learning automata and grammars*. Cambridge University Press, 2010.
- [12] R. Dessì and M. Baroni. Cnns found to jump around more skillfully than rnns: Compositional generalization in seq2seq convolutional networks. In *Proceedings of the 57th Annual Meeting of the Association for Computational Linguistics*, pages 3919–3923, 2019.
- [13] J. Devlin, M.-W. Chang, K. Lee, and K. Toutanova. Bert: Pre-training of deep bidirectional transformers for language understanding. *arXiv preprint arXiv:1810.04805*, 2018.
- [14] H. Dong, J. Mao, T. Lin, C. Wang, L. Li, and D. Zhou. Neural logic machines. In *International Conference on Learning Representations*, 2019.
- [15] L. Dong and M. Lapata. Language to logical form with neural attention. In *ACL*, 2016.
- [16] J. Gordon, D. Lopez-Paz, M. Baroni, and D. Bouchacourt. Permutation equivariant models for compositional generalization in language. In *International Conference on Learning Representations*, 2020.
- [17] A. Graves, G. Wayne, and I. Danihelka. Neural turing machines. *arXiv preprint arXiv:1410.5401*, 2014.
- [18] E. Grefenstette, K. M. Hermann, M. Suleyman, and P. Blunsom. Learning to transduce with unbounded memory. In *Advances in Neural Information Processing Systems*, pages 1828–1836, 2015.
- [19] S. Hochreiter and J. Schmidhuber. Long short-term memory. *Neural computation*, 9(8):1735–1780, 1997.
- [20] A. Joulin and T. Mikolov. Inferring algorithmic patterns with stack-augmented recurrent nets. In *Advances in Neural Information Processing Systems*, 2015.
- [21] Ł. Kaiser and I. Sutskever. Neural gpus learn algorithms. *arXiv preprint arXiv:1511.08228*, 2015.
- [22] D. Keysers, N. Schärli, N. Scales, H. Buisman, D. Furrer, S. Kashubin, N. Momchev, D. Sinopalnikov, L. Stafiniak, T. Tihon, et al. Measuring compositional generalization: A comprehensive method on realistic data. In *International Conference on Learning Representations*, 2020.

- [23] K. Kurach, M. Andrychowicz, and I. Sutskever. Neural random-access machines. *arXiv preprint arXiv:1511.06392*, 2015.
- [24] B. Lake and M. Baroni. Generalization without systematicity: On the compositional skills of sequence-to-sequence recurrent networks. In *International Conference on Machine Learning*, pages 2873–2882, 2018.
- [25] B. M. Lake. Compositional generalization through meta sequence-to-sequence learning. In *Advances in Neural Information Processing Systems*, pages 9788–9798, 2019.
- [26] B. M. Lake, T. Linzen, and M. Baroni. Human few-shot learning of compositional instructions. *arXiv preprint arXiv:1901.04587*, 2019.
- [27] B. M. Lake, T. D. Ullman, J. B. Tenenbaum, and S. J. Gershman. Building machines that learn and think like people. *Behavioral and brain sciences*, 40, 2017.
- [28] Y. Li, L. Zhao, J. Wang, and J. Hestness. Compositional generalization for primitive substitutions. In *Proceedings of the 2019 Conference on Empirical Methods in Natural Language Processing and the 9th International Joint Conference on Natural Language Processing (EMNLP-IJCNLP)*, pages 4284–4293, 2019.
- [29] J. Liu and Y. Zhang. Shift-reduce constituent parsing with neural lookahead features. *Transactions of the Association for Computational Linguistics*, 5:45–58, 2017.
- [30] J. Loula, M. Baroni, and B. M. Lake. Rearranging the familiar: Testing compositional generalization in recurrent networks. *arXiv preprint arXiv:1807.07545*, 2018.
- [31] S. Lu, J. Mao, J. B. Tenenbaum, and J. Wu. Neurally-guided structure inference. In *International Conference on Machine Learning*, 2019.
- [32] J. Mao, C. Gan, P. Kohli, J. B. Tenenbaum, and J. Wu. The neuro-symbolic concept learner: Interpreting scenes, words, and sentences from natural supervision. In *International Conference on Learning Representations*, 2019.
- [33] D. Misra and Y. Artzi. Neural shift-reduce ccg semantic parsing. In *Proceedings of the 2016 conference on empirical methods in natural language processing*, pages 1775–1786, 2016.
- [34] R. Montague. Universal grammar. *Theoria*, 36(3):373–398, 1970.
- [35] M. Nikolaus, M. Abdou, M. Lamm, R. Aralickatte, and D. Elliott. Compositional generalization in image captioning. In *Proceedings of the 23rd Conference on Computational Natural Language Learning (CoNLL)*, pages 87–98, 2019.
- [36] M. I. Nye, A. Solar-Lezama, J. B. Tenenbaum, and B. M. Lake. Learning compositional rules via neural program synthesis. *arXiv preprint arXiv:2003.05562*, 2020.
- [37] T. Pierrot, G. Ligner, S. E. Reed, O. Sigaud, N. Perrin, A. Laterre, D. Kas, K. Beguir, and N. de Freitas. Learning compositional neural programs with recursive tree search and planning. In *Advances in Neural Information Processing Systems*, pages 14646–14656, 2019.
- [38] S. Reed and N. De Freitas. Neural programmer-interpreters. In *ICLR*, 2016.
- [39] L. Ruis, J. Andreas, M. Baroni, D. Bouchacourt, and B. M. Lake. A benchmark for systematic generalization in grounded language understanding. *arXiv preprint arXiv:2003.05161*, 2020.
- [40] J. Russin, J. Jo, R. C. O’Reilly, and Y. Bengio. Compositional generalization in a deep seq2seq model by separating syntax and semantics. *arXiv preprint arXiv:1904.09708*, 2019.
- [41] M. Steedman. *The syntactic process*, volume 24. MIT press Cambridge, MA, 2000.
- [42] A. Vaswani, N. Shazeer, N. Parmar, J. Uszkoreit, L. Jones, A. N. Gomez, Ł. Kaiser, and I. Polosukhin. Attention is all you need. In *Advances in neural information processing systems*, pages 5998–6008, 2017.
- [43] R. Vedantam, K. Desai, S. Lee, M. Rohrbach, D. Batra, and D. Parikh. Probabilistic neural symbolic models for interpretable visual question answering. In *International Conference on Machine Learning*, pages 6428–6437, 2019.
- [44] O. Vinyals, M. Fortunato, and N. Jaitly. Pointer networks. In *Advances in neural information processing systems*, pages 2692–2700, 2015.
- [45] O. Vinyals, Ł. Kaiser, T. Koo, S. Petrov, I. Sutskever, and G. Hinton. Grammar as a foreign language. In *Advances in Neural Information Processing Systems*, 2015.

- [46] S. Wiseman and A. M. Rush. Sequence-to-sequence learning as beam-search optimization. In *EMNLP*, 2016.
- [47] D. Xiao, J.-Y. Liao, and X. Yuan. Improving the universality and learnability of neural programmer-interpreters with combinator abstraction. In *International Conference on Learning Representations*, 2018.
- [48] W. Zaremba, T. Mikolov, A. Joulin, and R. Fergus. Learning simple algorithms from examples. In *Proceedings of The 33rd International Conference on Machine Learning*, pages 421–429, 2016.
- [49] W. Zaremba and I. Sutskever. Reinforcement learning neural turing machines-revised. *arXiv preprint arXiv:1505.00521*, 2015.

A More Details of the Stack Machine

We present the sample usage of our machine with a more complex example on SCAN benchmark in Figure 5. In the following, we provide a more detailed explanation of our `CONCAT_M` and `CONCAT_S` operations based on this example. Specifically, when executing the `CONCAT_M` operation at step 10, we first concatenate all items in the stack top and the memory as a list, i.e., `[[JUMP], around, [RTURN]]` in this case. Next, according to the argument `[2, 0]`, the items with indices 2 and 0 are selected and concatenated, which results in the sequence `[RTURN, JUMP]`. Afterwards, this new sequence replaces the original content in the memory, and the selected item in the stack top, i.e., `[JUMP]`, is removed from the stack top. On the other hand, the token “around” is kept in the stack top, because it is not selected for `CONCAT_M`. The argument selection for `CONCAT_S` is similar, except that this operation puts the generated sequence in the stack top.

In Figure 6, we present how our machine supports the `REDUCE` operation defined in the parsing machine of [8], which is designed for context-free grammar parsing.

B More Details of the Neural Controller Architecture

We present the neural controller architecture in Figure 7, and we describe the details below.

Machine status encoder. We use a bi-directional LSTM $LSTM_{inp}$ to encode the token sequence in the input queue, and use the LSTM output for tok as its vector representation e_{tok} . We use two separate bi-directional LSTMs $LSTM_{cur}$ and $LSTM_{pre}$ to encode the top 2 stack frames respectively. The LSTM output at the last timestep is used as the embedding of the 2 stack frames, denoted as e_{cur} and e_{pre} . Similarly, another LSTM $LSTM_M$ is used to encode the memory, and we denote the embedding as e_M . Note that we always add an `[EOS]` token when computing the embedding for stack frames and memory, even if they are empty.

REDUCE argument predictor. The `REDUCE` instruction takes the top stack frame as the input, and outputs a token sequence in the target vocabulary as the arguments, denoted as $p_{REDUCE}(arg|e_{cur})$. We design the `REDUCE` argument predictor as a standard LSTM-based sequence-to-sequence model with attention, and the argument generation process terminates when an `[EOS]` token is predicted. The output at the last timestep of the LSTM decoder is used as the embedding of the entire reduced sequence, and it replaces the embedding vectors originally in the top stack frame.

CONCAT_M and CONCAT_S argument predictors. We design the same architecture for `CONCAT_M` and `CONCAT_S` argument predictors, but with different sets of model parameters, and we discuss the details for `CONCAT_M` as follows. Firstly, we use a bi-directional LSTM to compute an embedding vector for each element in the top 2 stack frames and the memory. Note that the stack frames and memory include tokens in the source vocabulary that are directly moved from the input queue using the `SHIFT` instruction, as well as sequences generated by previous `REDUCE`, `CONCAT_M` and `CONCAT_S` instructions that consist of tokens in the target vocabulary. To select the arguments for `CONCAT_M` and `CONCAT_S`, we only consider token sequences in the target vocabulary that are included in the top stack frame and the memory as the candidates. However, when computing the embedding vectors, we still include other elements in the top 2 stack frames and the memory, so as to encode the context information. We keep an additional embedding vector of the `[EOS]` token for argument prediction, which could be selected to terminate the argument generation process. We utilize a pointer network architecture [44] to select indices from the input element list as arguments, and the argument generation process terminates when it selects `[EOS]` token as the argument. The output at the last timestep of the pointer network is used as the embedding of the generated sequence, and it replaces the embedding vectors originally in the memory. We denote the two generators as $p_{CONCAT_M}(arg|e_{cur}, e_{pre}, e_M)$ and $p_{CONCAT_S}(arg|e_{cur}, e_{pre}, e_M)$.

Latent category predictors. Both source and target category predictors include a classification layer followed by an embedding matrix. Specifically, for the source category predictor, given e_{tok} as the input, the classification layer is a $|C_s|$ -dimensional softmax layer, which predicts a probability distribution of the category that the input word tok belongs to. Let c_{tok} be the category that tok belongs to, another embedding matrix E_c is used to compute an embedding vector ec_{tok} .

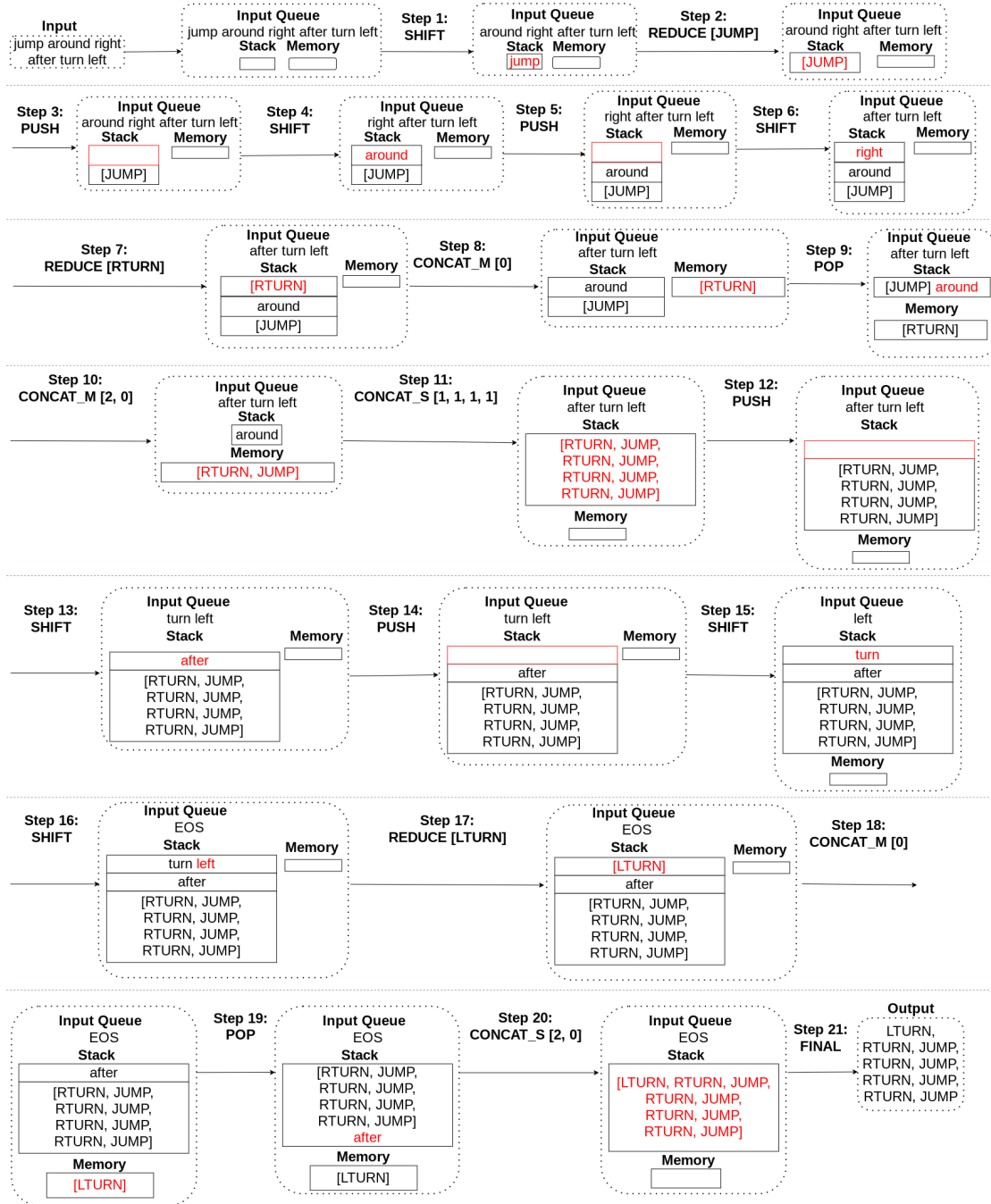


Figure 5: A more complicated usage of the stack machine for SCAN benchmark.

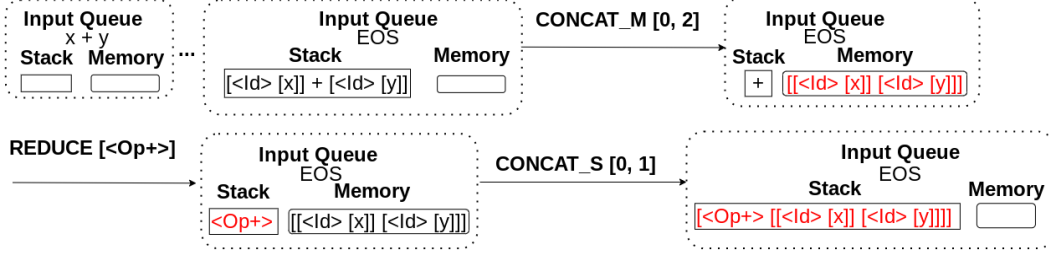


Figure 6: An illustrative example of our stack machine for context-free grammar parsing. This example showcases the execution steps that are equivalent to a REDUCE operation defined in the parsing machine of [8]. CONCAT_M is used to select the children for the generated tree, REDUCE is used to generate the non-terminal, and CONCAT_S is used to construct the tree.

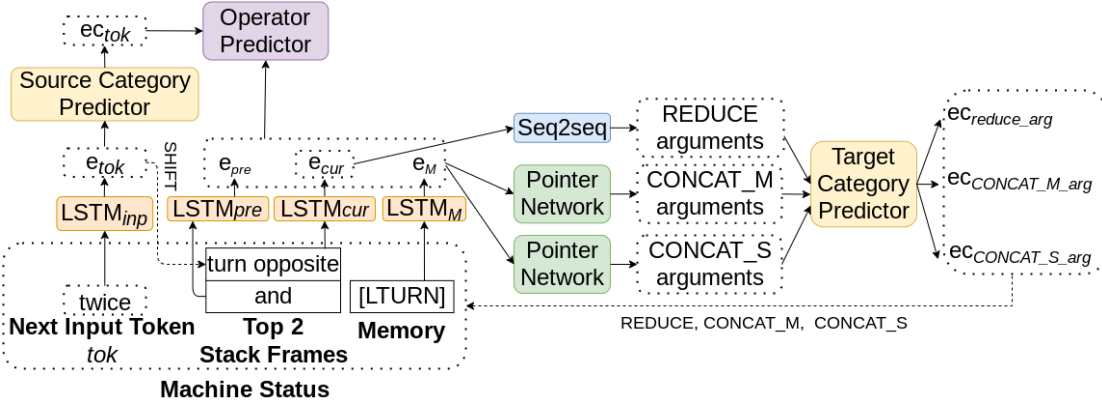


Figure 7: The neural architecture for the machine controller. The dotted arrows indicate the update of machine status representation after executing the corresponding instructions.

Similarly, given an embedding vector of a token sequence s in the target language, denoted as e_s , the classification layer of the target category predictor predicts a $|C_t|$ -dimensional probability distribution indicating the category of the sequence s , then another embedding matrix is used to compute an embedding vector describing the categorical information of the token sequence. Note that when a SHIFT instruction is executed, we still put the embedding vector e_{tok} to the stack top instead of its categorical embedding, since different tokens in the same category could be processed with different REDUCE arguments. For example, “left” should be reduced into “LTURN”, while “right” should be reduced into “RTURN”. On the other hand, the categorical predictions for the target language are used for subsequent predictions of both operators and arguments. We set the number of categories $|C_s|$ and $|C_t|$ for source and target languages as their vocabulary sizes, to support the degenerate mapping that considers each token as a separate category.

C More Details for Training

We outline the training algorithm in Algorithm 1. In the algorithm, we denote the prediction probability distribution of the operator predictor as p_{op} , and the argument prediction probability distribution as p_{args} .

Rule extraction. Our recursive machine design enables us to extract rules learned from previous lessons. For each execution step in a learned trace, we denote a tuple of (machine status, operator) as an extracted rule for operator prediction, where the machine status includes the contents of the top 2 stack frames, the memory, and the next token tok in the input queue.

Similarly, we keep 3 rule sets for REDUCE, CONCAT_M and CONCAT_S argument prediction respectively, where the machine status includes the information used as the input to the corresponding predictors. For example, the ruleset for REDUCE argument prediction includes tuples of (stack top,

Algorithm 1 Training algorithm for NeSS

Input: training lessons L , the i -th lesson $L_i = \{(x_{ij}, y_{ij})\}_{j=1}^{N_i}$, a model p^θ
The extracted ruleset $R \leftarrow \emptyset$
The current training data $D \leftarrow \emptyset$
for $L_i \in L$ **do**
 $D \leftarrow D \cup L_i$
 repeat
 for each batch $B_j = \{(x_k, y_k)\}_{k=1}^{|B_j|} \in D$ **do**
 $T_j \leftarrow \text{TraceSearch}(p^\theta, B_j, R)$
 $Ops_j \leftarrow$ operator traces in T_j
 $args_j = \text{REDUCE, CONCAT_M, CONCAT_S arguments in } T_j$
 // OEs, OEt : latent category supervision for the source and target languages.
 $OEs_j, OEt_j \leftarrow \text{OEEExtraction}(B_j, T_j)$
 $Loss_{op} \leftarrow -\log p_{op}^\theta(Ops_j), Loss_{args} \leftarrow -\log p_{args}^\theta(args_j)$
 $Loss_{OE} \leftarrow -(\log p_{sc}^\theta(OEs_j) + \log p_{tc}^\theta(OEt_j))$
 $Loss \leftarrow Loss_{op} + Loss_{args} + Loss_{OE}$
 Update θ to minimize $Loss$
 end for
 until No more non-degenerate execution traces are found with the search.
 $R \leftarrow \text{RuleExtraction}(p^\theta, L_i)$
end for

argument). Therefore, after we extract the rules from NeSS trained on SCAN, its REDUCE ruleset should be as follows: $\{(\text{run}, [\text{RUN}]), (\text{jump}, [\text{JUMP}]), (\text{look}, [\text{LOOK}]), (\text{walk}, [\text{WALK}]), (\text{left}, [\text{LTURN}]), (\text{right}, [\text{RTURN}]), (\text{turn left}, [\text{LTURN}]), (\text{turn right}, [\text{RTURN}])\}$.

Note that we do not extract rules for degenerate execution traces, unless the length of the output sequence is 1, which suggests that the degenerate execution trace is the most appropriate one.

Speed up the trace search with extracted rules. To further speed up the trace search during the training process, we utilize the rules extracted from previous lessons, and prioritize their usage for the trace search in the current lesson. In Figure 8, we provide some examples of spurious traces without leveraging the rules extracted from previous lessons. For example, in the spurious trace for “walk after jump” shown in Figure 8a, “walk” and “jump” are wrongly reduced into “JUMP” and “WALK” respectively, and with the wrong CONCAT_S argument, the output sequence still matches the ground truth. Besides the wrong arguments, a spurious trace could also get the operators wrong, as shown in Figure 8b. In this spurious trace, a REDUCE operation is applied to the word “twice”. Given that “jump”, “walk” and “twice” already appear in previous lessons including shorter sentences, ideally, a well-trained model is supposed to perfectly memorize them. However, since our trace search is a sampling process, such spurious traces are still possible, especially when the input sequences become long. With the rule extraction process for training, NeSS prioritizes traces where the operators and arguments do not conflict with the learned rules, e.g., those with the correct REDUCE arguments for “walk” and “jump”, and the correct operations for “twice”.

Training for latent category predictors. During the training process, when we encounter two instances that are considered as potentially operationally equivalent, we first feed one of the instances into the latent category predictor, and randomly sample a category index based on the probability distribution computed by the predictor. Afterwards, we set this category index to be the ground truth category for both the two instances. If the first occurrence of one instance is in an earlier lesson than another one, then we sample the category index based on the prediction probability distribution computed for this instance, otherwise we arbitrarily select one instance from them.

D Implementation Details

Curriculum design. For SCAN benchmark, we split the training set into 6 lessons, where the first 4 lessons include samples with an input sequence length of 1, 2, 3 and 4; the fifth lesson includes all

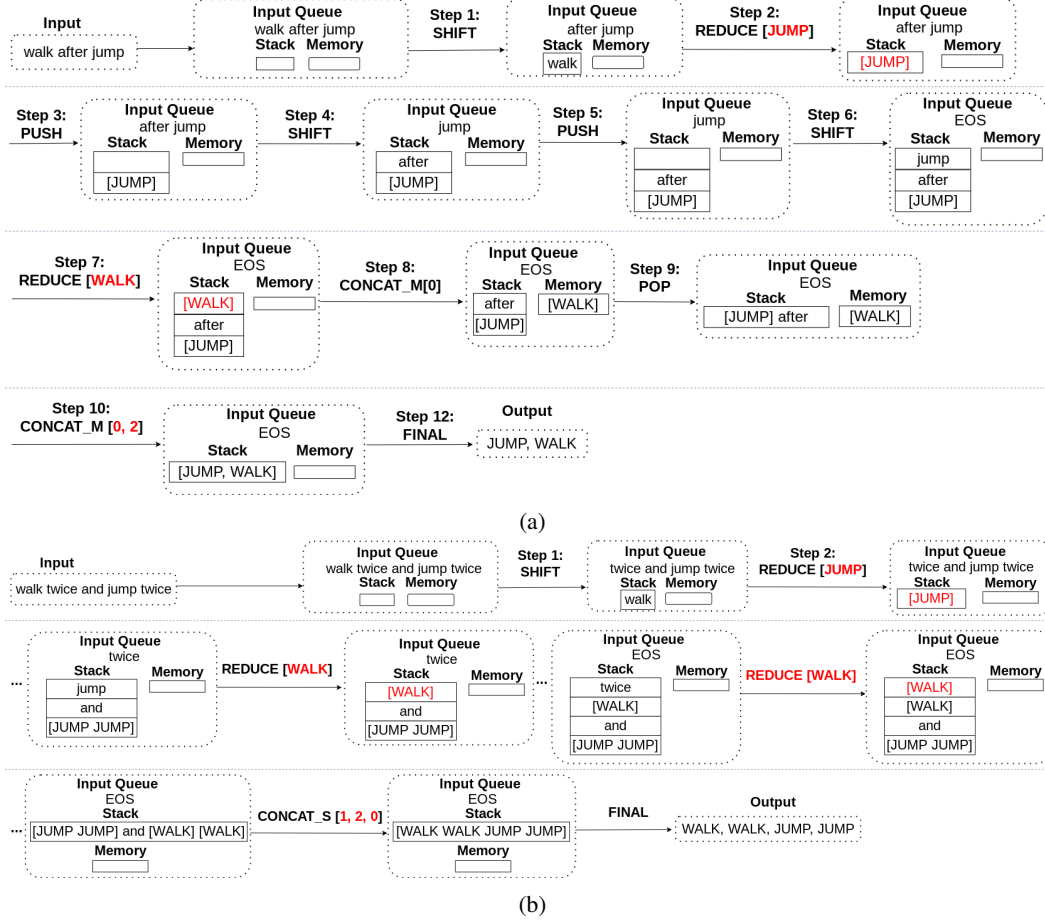


Figure 8: Sample spurious traces on SCAN benchmark, which could be pruned by rule extraction. The wrong predictions of operators and arguments are marked with red.

samples with an input sequence length larger than 4, and a maximal output action sequence length of 8; and the sixth lesson includes the rest of training samples.

For the compositional machine learning benchmark, the curriculum is designed with the increasing order of length of the English sentences, where the first lesson includes the shortest sentences with 3 words, e.g., “I am daxy” and “you are good”, the second lesson includes the sentences with 4 words, etc. Note that each English sentence in this dataset includes no more than 9 words.

Trace search for training. When searching for non-degenerate execution traces, the length limit of the REDUCE argument predictor is 2 for SCAN and the context-free grammar parsing tasks, and 5 for the compositional machine translation task. No length limit is set for the CONCAT_M and CONCAT_S argument predictors. No length limit is set for the REDUCE argument predictor during the inference time, which allows it to produce degenerate execution traces.

For each training sample, the model searches for at most 256 execution steps to find a non-degenerate trace, and if no such trace is found, a degenerate trace is used for training. The execution steps are counted by the number of operators, e.g., the trace in Figure 5 includes 21 execution steps. We use a simple trick to further speed up the trace search. Note that when the sequence generated in an intermediate execution step is already not a substring of the ground truth output sequence, this operation cannot be correct. In this case, we backtrack to the previous step, and sample another different operation to execute.

Other training hyper-parameters. We train the model with the Adam optimizer, the learning rate is 1e-3 without decaying, and the batch size is 256. We do not use dropout for training. The model

Table 6: The full experimental results on context-free grammar parsing benchmarks proposed in [8].
While-Lang

Train	Test	NeSS (ours)	Neural Parser	Seq2seq	Seq2tree	Stack LSTM	Queue LSTM	DeQue LSTM
Curriculum	Training	100%	100%	81.29%	100%	100%	100%	100%
	Test-10	100%	100%	0%	0.8%	0%	0%	0%
	Test-100	100%	100%	0%	0%	0%	0%	0%
	Test-1000	100%	100%	0%	0%	0%	0%	0%
	Test-5000	100%	100%	0%	0%	0%	0%	0%
Std-10	Training	100%	100%	94.67%	100%	81.01%	72.98%	82.59%
	Test-10	100%	100%	20.9%	88.7%	2.2%	0.7%	2.8%
	Test-100	100%	100%	0%	0%	0%	0%	0%
	Test-1000	100%	100%	0%	0%	0%	0%	0%
Std-50	Training	100%	100%	87.03%	100%	0%	0%	0%
	Test-50	100%	100%	86.6%	99.6%	0%	0%	0%
	Test-500	100%	100%	0%	0%	0%	0%	0%
	Test-5000	100%	100%	0%	0%	0%	0%	0%

Lambda-Lang								
Train	Test	NeSS (ours)	Neural Parser	Seq2seq	Seq2tree	Stack LSTM	Queue LSTM	DeQue LSTM
Curriculum	Training	100%	100%	96.47%	100%	100%	100%	100%
	Test-10	100%	100%	0%	0%	0%	0%	0%
	Test-100	100%	100%	0%	0%	0%	0%	0%
	Test-1000	100%	100%	0%	0%	0%	0%	0%
	Test-5000	100%	100%	0%	0%	0%	0%	0%
Std-10	Training	100%	100%	93.53%	100%	0%	95.93%	2.23%
	Test-10	100%	100%	86.7%	99.6%	0%	6.5%	0.1%
	Test-100	100%	100%	0%	0%	0%	0%	0%
	Test-1000	100%	100%	0%	0%	0%	0%	0%
Std-50	Training	100%	100%	66.65%	89.65%	0%	0%	0%
	Test-50	100%	100%	66.6%	88.1%	0%	0%	0%
	Test-500	100%	100%	0%	0%	0%	0%	0%
	Test-5000	100%	100%	0%	0%	0%	0%	0%

parameters are uniformly randomly initialized within $[-1.0, 1.0]$. The norm for gradient clipping is 5.0. We perform an evaluation for the model after every 200 training steps, and the model usually converges to the optimum within 3000 training steps.

Model hyper-parameters. Each bi-directional LSTM used in the neural controller includes 1 layer, with the hidden size of 256. The embedding size is 512.

E More Results on the Context-free Grammar Parsing Task

In Table 6, we present the results including all different setups and baselines in [8].