

# Bayesian selective inference: sampling models and non-informative priors

Daniel G. Rasines\*

G. Alastair Young\*

August 12, 2020

## Abstract

We discuss Bayesian inference for parameters selected using the data. We argue that, in general, an adjustment for selection is necessary in order to achieve approximate repeated-sampling validity, and discuss two issues that emerge from such adjustment. The first one concerns a potential ambiguity in the choice of posterior distribution. The second one concerns the choice of non-informative prior densities that lead to well-calibrated posterior inferences. We show that non-informative priors that are independent of the sample size tend to overstate regions of the parameter space with low selection probability.

*Keywords:* Bayesian inference; condition on selection; prior; selective inference.

## 1 Introduction

We consider the problem of providing Bayesian inference in situations where the parameter on which inference is performed is selected using the same data. A typical example of this situation involves  $N$  independent observations from distributions with  $N$  different parameters. If  $N$  is large, we may decide to provide inference only for those parameters that appear to be more interesting based on the sample. For instance, we may want to study only the parameters that gave the largest  $K$  sample means, for some  $K < N$ .

A crucial realisation in statistical inference is that, in repeated sampling from a model involving selection, the distribution of the data corresponding to the experiments that lead to a specific parameter being selected depends, in general, on the selection mechanism. This issue has clear implications in the frequentist paradigm and has been extensively investigated in the literature. Of the techniques proposed to counteract selection effects, one that has received considerable attention due to its firm theoretical justification is the so called conditional approach, which advocates basing inference for selected parameters on the conditional distribution of the data given selection; see [Fithian et al. \(2017\)](#) and [Kuffner and Young \(2018\)](#).

The Bayesian standpoint regarding selection is less clear. The classical view is that inference should not be altered by selection. The argument is that, since Bayesian inference operates

---

\*Department of Mathematics, Imperial College London.

conditionally on the data, in particular it conditions on the selection event, which is therefore automatically accounted, as explained by Dawid (1994). This viewpoint was however questioned by Yekutieli (2012), who provided a clarifying analysis of the issue and argued that in some situations the posterior distribution has to be appropriately modified in the presence of selection.

In this paper we argue that, in situations where the selection bias is pronounced, correcting for it is necessary for posterior claims to remain well calibrated from a repeated-sampling perspective, which we view as a necessary condition for inferential validity. Selection-adjusted posterior inference is derived by constructing the posterior density using the likelihood of the conditional distribution of the data given selection, in the same vein as the fixed-parameter correction proposed by Yekutieli (2012), and is therefore very closely related to the frequentist conditional approach.

The paper has three main objectives. The first is to analyse the Bayesian conflict regarding correct inference in the presence of selection (section 2). Our analysis takes inspiration from the ideas developed by Yekutieli (2012), but we adopt a somewhat different viewpoint to motivate the conditioning. The second goal is to draw attention to the need for careful thought in the determination of the conditioning event. We will see that the same selection algorithm can lead to different conditional models, some of which are more appropriate than others. This issue is discussed in section 3. In the final part (section 4) we explore choices of non-informative priors for selection-adjusted posteriors in simple settings. We propose the use of either a data-dependent prior, which by construction achieves the appropriate frequentist probability matching, or a Jeffreys prior, constructed from the selective likelihood, which provides similar results and is easier to implement.

## 1.1 Framework and notation

The settings we are going to consider in this work can be formalised as follows. Suppose we have data  $Y$  whose distribution has a density or probability mass function  $f(y; \theta)$ ,  $y \in \mathcal{Y}$ , known up to a finite-dimensional parameter  $\theta \in \Theta$ , and that there exists a potential parameter of interest,  $\psi \equiv \psi(\theta)$ , that may be selected for future study after observing the data, possibly by an artificially randomised procedure. More precisely, we assume that there exists a function  $p(y)$  taking values in  $[0, 1]$  and determined prior to the data collection, such that, having observed  $Y = y$ , inference on  $\psi$  is performed with probability  $p(y)$ . The function  $p(y)$ , which fully characterises the selection mechanism, will be referred to as the selection function. The following examples illustrate this framework.

**Example 1.1.** Let  $Y_1 \sim N(\theta, 1)$ , and suppose that we are only interested in  $\theta$  if we suspect that it is greater than zero. To determine this we run the test  $Y_1 > 2$  and, if we observe  $y_1 > 2$ , we collect a second sample  $Y_2 \sim N(\theta, 1)$ , independent of the first one, that we use to gain further information about  $\theta$ . We therefore have  $Y = (Y_1, Y_2)$  and  $p(y_1, y_2) = \mathbf{1}(y_1 > 2)$ . Henceforth we use  $\mathbf{1}(A)$  to denote the indicator function of the event  $A$ .

**Example 1.2.** There are  $N$  treatments for a given disease, with unknown effects  $\theta_1, \dots, \theta_N$ . These treatments are tested, and the most promising one is put forward for further study. In the testing stage we get to observe  $Y_i = \theta_i + \varepsilon_i$  for  $i = 1, \dots, N$ , where the errors are independent and identically distributed according to a certain known distribution. After this, a second test is carried on the parameter that gave the largest  $y_i$ , which we may assume to be the first one without loss of generality. Denote this sample by  $Y'_1$ . At the end, the whole data vector is  $Y = (Y_1, Y'_1, Y_2, \dots, Y_N)$ , and the selection function is  $p(y_1, y'_1, \dots, y_N) = \mathbf{1}(y_1 = \max\{y_i\})$ .

**Example 1.3.** Let  $Y \in \mathbb{R}^n$  and  $X \in \mathbb{R}^{n \times m}$  denote a response vector and a matrix of covariates, respectively. Suppose that from the original set of covariates, only a small number are selected for inclusion in a regression model, and denote the design matrix which includes only the selected covariates by  $X'$ . Assume also that we decide to analyse the fixed design linear model  $Y \sim N(X'\beta, \sigma^2 I_n)$ , with  $\beta$  the parameter of interest and  $\sigma^2$  a nuisance parameter. In this case, we decide to provide inference for  $\psi = \beta$  only upon observing a particular event  $y \in E$ , comprised of all data points that would have led to the selection of that particular set of covariates, given the original design matrix  $X$ . Therefore, the selection function is  $p(y) = \mathbf{1}(y \in E)$ .

## 2 The conditional approach to selective inference

Different approaches to inference lead to two opposing views as to the correct analysis of the data in the presence of selection. On the one hand, frequentist methods evaluate the accuracy of inferential procedures with respect to the sampling distribution of the data. Since selection modifies the sampling distribution by favouring data points with higher selection probability, it is clear that this reported accuracy should be appropriately modified. For example, the mean squared error of an estimator should be evaluated with respect to the conditional distribution of the data given selection. On the other hand, subjective Bayesians adopt the view that, once the data has been observed, the recognition that a different realisation could have resulted in a different inferential problem, or in no problem at all, should have no effect on the inference. This discrepancy is discussed in detail by Dawid (1994).

In the frequentist literature, the first viewpoint has led to the development of the conditional approach to selective inference, which advocates that inference for  $\psi$  should be based on the conditional distribution of the data given the event that selection took place. In our notation, this distribution has density

$$f_S(y; \theta) = \frac{f(y; \theta)p(y)}{\varphi(\theta)}, \quad (1)$$

where the normalising constant  $\varphi(\theta)$  is the probability that  $\psi$  gets selected when  $\theta$  is the true parameter. We will refer to the conditional distribution of  $Y$  given selection as the selective distribution.

Basing inference on (1) ensures that, under repeated sampling, if we only report inferences for those samples that get selected, probabilistic statements are well calibrated, in the sense that the error assessments are accurate. This approach has attracted much attention recently, particularly in the context of variable selection for linear models. Some notable references include Lockhart et al. (2014); Loftus and Taylor (2014); Lee and Taylor (2014); Lee et al. (2016); Tibshirani et al. (2018); and Hyun et al. (2018). A unified theory of conditional selective inference is described in Fithian et al. (2017) and framed within Fisherian statistical thought by Kuffner and Young (2018).

Conditioning on selection can be understood in terms of information splitting. Let  $R$  be the random variable that takes the value 1 if  $\psi$  gets selected and 0 otherwise. That is,  $R|\{Y = y\} \sim \text{Bernoulli}(p(y))$ . Following Fithian et al. (2017), the data-generating process of  $Y$  may be thought of as consisting of two stages. In the first stage, the value of  $R$ ,  $r$  say, is sampled from its marginal distribution, and in the second,  $Y$  is sampled from the conditional distribution  $Y|\{R = r\}$ . Since it is  $R$  that determines whether we are going to provide inference for  $\psi$  or not, inference based on information revealed in stage two is necessarily free of any selection bias, because it removes the information about the parameter provided by  $R$ . From this viewpoint,

conditioning on selection may be regarded as a refined form of data splitting, where  $R$  constitutes the “training” data.

Traditionally, the subjective Bayesian viewpoint has been that inference should be unaffected by selection. However, this view can sometimes be in conflict with the widely accepted principle that any mode of inference has to be well-calibrated in the sense that the reported accuracy of the inferences should approximately match the actual one in the long term; see [Bayarri and Berger \(2004\)](#). To avoid this issue, following the previous discussion, it is natural to consider posterior inference based only on the information provided by  $Y$  given  $R$ . If the density  $\pi(\theta)$  represents our prior beliefs about  $\theta$ , selection-free Bayesian inference may be provided via the posterior distribution with density

$$\pi_S(\theta|y) \propto \pi(\theta)f_S(y;\theta). \quad (2)$$

We will throughout refer to posteriors of this form as selective posteriors. Inference based on selective posteriors allows the injection of prior information while avoiding potential problems arising from selection. These type of posterior densities are discussed by [Bayarri and DeGroot \(1987\)](#) and [Bayarri and Berger \(1998\)](#). They also appear, in a different context, in [Bayarri and Berger \(2000\)](#), where they are referred to as “partial posterior densities”.

More recently, [Yekutieli \(2012\)](#) has argued that posterior (2) is the “correct” posterior density in some contexts. Yekutieli identifies two types of parameter, according to how it is affected by selection. Assuming  $\pi(\theta)$  is the genuine marginal density of the parameter,  $\theta$  is said to be *random* when the joint sampling scheme for the parameter and data is such that pairs  $(\theta, Y)$  are jointly sampled from  $\pi(\theta)f(y;\theta)$  until selection occurs, and *fixed* when  $\theta$  is sampled from its marginal distribution, held fixed, and  $Y$  is sampled from  $f(y;\theta)$  until selection occurs (mixed parameters are also possible, but will not be discussed here). For a random parameter, its conditional distribution given  $Y = y$  is

$$\pi(\theta|y) \propto \pi(\theta|r)f(y|r;\theta) \propto \pi(\theta)f(y;\theta), \quad (3)$$

while that for a fixed parameter is

$$\pi(\theta|y) \propto \pi(\theta)f(y|r;\theta) = \pi(\theta)f_S(y;\theta). \quad (4)$$

Hence, in the first case selection does not have an effect on the posterior, but in the second one it does, and coincides with (2). [Panigrahi and Taylor \(2018\)](#) and [Panigrahi et al. \(2020\)](#) have proposed approximations of (2) for regression models for which the selection probability  $\varphi(\theta)$  is difficult to compute exactly.

While the posterior densities (3) and (4) are formally correct given the respective sampling mechanisms, our view is that it is not clear that a parameter can be labelled as random or fixed without explicit consideration of this sampling process, which is to some extent arbitrary. However, this distinction is clarifying, in that it captures the two types of bias that can arise because of selection. The first occurs when the same parameter is analysed multiple times: if some of the analyses are not reported because the parameter did not appear to be significant in light of the data, the published reports about it will on average overstate this significance. The second one is a bias in the parameter space: parameters that are in some way significant are more likely to be selected for inference than those which are not. Only the former bias, which in principle any parameter is subject to, is problematic regarding the correct calibration of the inferential statements. The motivation for using posterior (2) is that it counteracts this bias if it were ever to arise, and remains valid if it does not. To illustrate these ideas let us consider the following model.

**Example 2.1.** Let  $Y_1, Y_2 \sim N(\theta, 1/n)$  independently, with  $n = 20$  and selection event  $Y_1 > 2n^{-1/2}$ . The prior distribution of  $\theta$  is the standard Laplace distribution. We consider three possible posterior distributions:

$$\begin{aligned}\pi_A(\theta|y) &\propto \pi(\theta)f(y_1, y_2; \theta); \\ \pi_B(\theta|y) &\propto \pi(\theta)f(y_2; \theta); \\ \pi_C(\theta|y) &\propto \pi(\theta)f(y_1, y_2|Y_1 > 2n^{-1/2}; \theta).\end{aligned}$$

The first is the usual posterior, the second corresponds to using only the information provided by the second sample, and the third to using  $Y_2$  and the information left in  $Y_1$  after taking out the information provided by the random variable  $\mathbf{1}(Y_1 > 2n^{-1/2})$ . We generated  $10^4$  pairs of  $(\theta, Y)$  under the random-parameter sampling regime, and for each pair computed three credible intervals, from the 0.05 and 0.95 quantiles of each posterior. We know that the repeated-sampling coverage of  $\pi_A$  is equal to the nominal one (0.9) by definition. The estimated coverages of  $\pi_B$  and  $\pi_C$  were both 0.89. Furthermore, the average lengths of the intervals were 0.52, 0.73, and 0.55, respectively, so averaged over the prior, the loss of information resulting from conditioning on selection has a minimal impact on the power.

Now, if instead of averaging the results over the prior, we compute them for fixed values of the parameter, we observe the behaviour shown in Figure 1. For large values of  $\theta$ , all possibilities give a reasonably good coverage. However, if  $\theta$  is small, corresponding to a lower selection probability, the actual coverage of  $\pi_A$  (blue) is significantly lower than the nominal one, while the other two options remain well-calibrated. This sharp behaviour makes the “true” posterior more sensitive to prior misspecification in a random-parameter regime. In addition, there is gain in inferential power obtained by using  $\pi_C$  (orange) instead of  $\pi_B$  (green), as can be appreciated in the second plot. For small values of  $\theta$ , the intervals derived from  $\pi_C$  widen to account for the selection effect, but as  $\theta$  increases,  $\pi_C$  is able to shrink by using the leftover information available in  $Y_1|Y_1 > 2n^{-1/2}$ , while  $\pi_B$  does not. If  $\theta$  is very large, selection has a negligible effect in the model and the results of posteriors  $\pi_A$  and  $\pi_C$  are virtually identical. All figures were estimated from  $10^4$  repetitions.

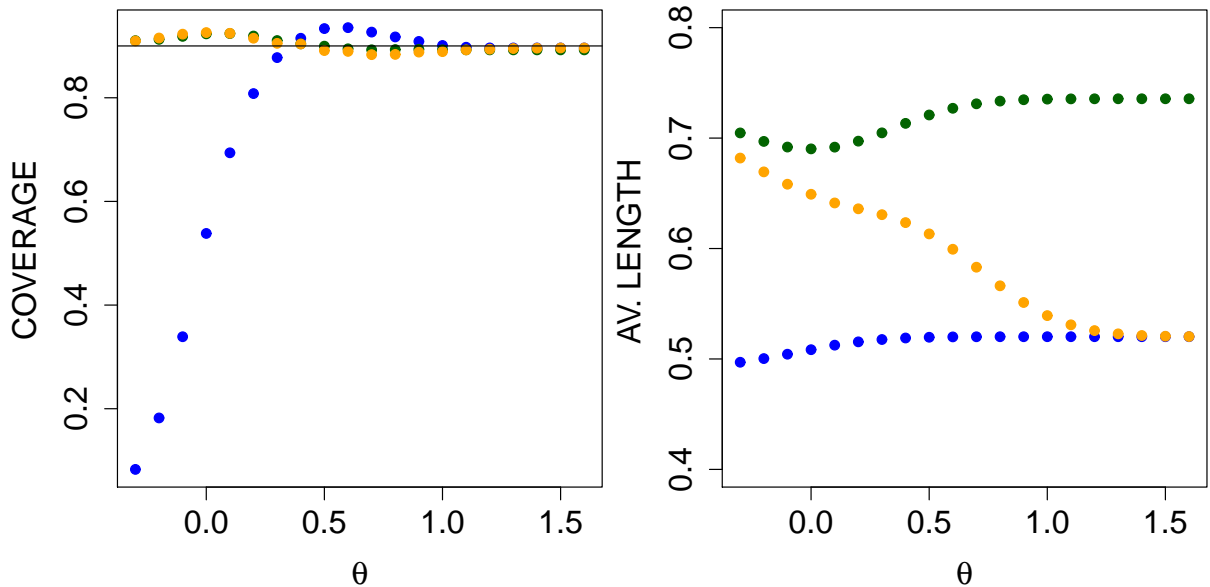


Figure 1: Coverage and average lengths of 0.9-credible intervals derived from posteriors  $\pi_A$  (blue),  $\pi_B$  (green), and  $\pi_C$  (orange).

### 3 Ambiguity in the choice of selective distribution

The conditional approach to selective inference is usually presented as straightforward to apply from a conceptual perspective (though actually implementing it may be far from trivial); if we know the selection event, and are comfortable with a particular sampling model for the data, then the selective distribution (1) is unequivocally determined. In this section we argue that, just as the determination of an appropriate sampling distribution in classical statistics is generally not a trivial issue, so is the appropriate choice of the conditional distribution for selective inference, in some circumstances. To motivate the discussion, let us consider the following example.

**Example 3.1.** Let  $Y_1, \dots, Y_n$  be a random sample from a  $N(\theta, 1)$  distribution, and suppose that the sample size  $n > 1$  has been sampled from some known distribution  $f_N(n)$ . In the same spirit as in example 1.1, we decide to split the data into two sets, of sizes  $n_1 = \lfloor n/2 \rfloor$  and  $n_2 = n - n_1$ , say, and use the first of them to decide whether  $\theta$  is likely to be greater than zero, by checking the condition  $y_1 + \dots + y_{n_1} > 2n_1^{1/2}$ . In the joint model for  $(N, Y_1, \dots, Y_N)$ , with selection function  $p(n, y_1, \dots, y_n) = \mathbf{1}(y_1 + \dots + y_{n_1} > 2n_1^{1/2})$ , the conditional distribution of the full data given selection has density

$$f_S(n, y_1, \dots, y_n; \theta) = \frac{f_N(n)f(y_1, \dots, y_n|n; \theta)p(n, y_1, \dots, y_n)}{\sum_{\tilde{n} > 1} f_N(\tilde{n})\Phi(\theta\tilde{n}_1^{1/2} - 2)},$$

where  $\Phi$  denotes the standard normal distribution function. In this model the sample size is not independent of  $\theta$ . Its density is given by

$$f_S(n; \theta) = \frac{f_N(n)\Phi(\theta n_1^{1/2} - 2)}{\sum_{\tilde{n} > 1} f_N(\tilde{n})\Phi(\theta\tilde{n}_1^{1/2} - 2)}.$$

The intuitive reason is that, if the true  $\theta$  is smaller than zero, we have a higher chance of falsely concluding that  $\theta > 0$  if we have a noisier sample (if  $n$  is small), and vice versa. Therefore, posterior inference based on this sampling model would make use of the sample size distribution, and would arrive to a different conclusion had the sample size been decided in advance by the statistician rather than random, which appears counter-intuitive. Instead, it is more reasonable (and would presumably be done in practice without thinking about it) to work with the model

$$f_S(n, y_1, \dots, y_n; \theta) = \frac{f_N(n)f(y_1, \dots, y_n|n; \theta)p(n, y_1, \dots, y_n)}{\Phi(\theta n_1^{1/2} - 2)}.$$

This model conditions on selection *after* the sample size has been observed, which therefore remains independent of the parameter after conditioning. This reflects more closely the selection process, since the selection test was designed to achieve a certain significance level conditionally on  $n_1$  for any possible value of  $n_1$ . That is, the information about  $\theta$  in the selection step is interpreted according to the conditional model  $Y_1, \dots, Y_N|N$ .

The analysis of example 3.1 suggests that in models that admit ancillary statistics, that is statistics with distribution not depending on the parameter, it may be more coherent to condition on selection after conditioning on the observed value of the ancillary. Let us suppose that the sampling model is such that the data  $Y$  can be reduced to a minimal sufficient statistic  $(T, A)$ , where  $A$  is ancillary. In such circumstances, the conditionality principle asserts that the information provided by  $Y$  about  $\theta$  is equivalent to that provided by  $T$  given the observed value of  $A$ ; see [Birnbaum \(1962\)](#). If the selection process complies with this principle, information about  $\theta$  in the selection stage ought to be interpreted via the conditional distribution  $T|A$ , and

thus it is more reasonable to define the selective density as

$$f_S(t, a; \theta) = \frac{f(a)f(t|a; \theta)p(t, a)}{\varphi(\theta; a)}$$

rather than

$$f_S(t, a; \theta) = \frac{f(a)f(t|a; \theta)p(t, a)}{\varphi(\theta)},$$

where  $p(t, a)$  is the selection probability given  $(T, A) = (t, a)$ , independent of  $\theta$  by sufficiency, and  $\varphi(\theta; a) = \int_t f(t|a; \theta)p(t, a)dt$  is the selection probability given  $A = a$  when  $\theta$  is the true parameter.

**Example 3.2.** Let  $Y_1, \dots, Y_n$  be a random sample from a location model with density  $f(y_i; \theta) = g(y_i - \theta)$ ,  $\theta \in \mathbb{R}$ . It is widely agreed that sample evidence about  $\theta$  should be interpreted via the conditional distribution of  $\hat{\theta}$  given  $A$ , where  $\hat{\theta}$  is the maximum likelihood estimator of  $\theta$  and  $A = (Y_1 - \hat{\theta}, \dots, Y_n - \hat{\theta})$  is the configuration ancillary. The density of  $\hat{\theta}|\{A = a\}$  admits the simple expression

$$f(z|a; \theta) = c(\theta, a) \prod_{i=1}^n g(z + a_i - \theta),$$

where  $c(\theta, a)$  is a normalising constant. Suppose  $\theta$  is selected for inference if the  $p$ -value

$$u(\hat{\theta}, a) = c(0, a) \int_{\hat{\theta}}^{\infty} \prod_{i=1}^n g(z + a_i) dz$$

is below some level  $\alpha$ . Then, the selective density of  $(\hat{\theta}, A)$  should be

$$f_S(z, a; \theta) = \frac{f(a)c(\theta, a) \prod_{i=1}^n g(z + a_i - \theta)p(z, a)}{\mathbb{P}_{\theta}(u(\hat{\theta}, a) \leq \alpha|a)},$$

where  $p(z, a) = \mathbf{1}(u(z, a) \leq \alpha)$ .

A parallel case can be made about some models involving nuisance parameters. Suppose that  $\theta = (\psi, \chi)$ , where  $\psi$  is the potential parameter of interest and  $\chi$  is a nuisance parameter. In these models it is sometimes possible to identify a minimal sufficient statistic  $(T, A)$  such that the distribution of  $T|A$  is independent of  $\chi$  and the distribution of  $A$  is independent of  $\psi$ . In such cases, a natural extension of the conditionality principle asserts that information about  $\psi$  should be interpreted as coming from the conditional model  $T|A$ ; see [Cox and Hinkley \(1974\)](#). As before, if the selection process interprets the sample information about  $\psi$  via the conditional distribution  $T|A$ , we argue that it is more natural to define the selective density as

$$f_S(t, a; \theta) = \frac{f(a; \chi)f(t|a; \psi)p(t, a)}{\varphi(\psi; a)}$$

rather than

$$f_S(t, a; \theta) = \frac{f(a; \chi)f(t|a; \psi)p(t, a)}{\varphi(\psi, \chi)}.$$

Here we are using the same notational convention as before. The number of settings that admit such a convenient decomposition is admittedly fairly small, but a class of them arises frequently in selective inference, namely those in which one has independent datasets relative to different parameters and chooses which parameter, or parameters, to provide inference for on the basis of some performance statistic. For example, we may choose the parameter that yielded the largest sample mean. The following example is a simple instance of such scenario, but the discussion applies in more general settings.



**Example 3.3.** Consider the setting of example 1.2, and as before let us assume that the selected parameter for the given sample is  $\theta_1$ . We can identify two natural sampling mechanisms that are consistent with selection of the first mean. In the first one, the whole vector  $(Y_1, \dots, Y_N)$  is sampled until  $Y_1$  is observed to be the maximum. The corresponding density of this generative process is

$$f_S(y_1, y'_1, y_2, \dots, y_N; \theta) = \frac{f(y'_1; \theta_1) \prod_{i=1}^N f(y_i; \theta_i) \mathbf{1}(y_i = \max\{y_i\})}{\mathbb{P}_\theta(Y_1 > Y_i \ \forall i > 1)}. \quad (5)$$

The second sampling mechanism is that in which  $(Y_2, \dots, Y_N)$  is sampled from its unconditional distribution, and conditionally on its observed value,  $Y_1$  is sampled until it exceeds  $\max(y_2, \dots, y_N)$ . The density of the data under this model is

$$f_S(y_1, y'_1, y_2, \dots, y_N; \theta) = \frac{f(y'_1; \theta_1) \prod_{i=1}^N f(y_i; \theta_i) \mathbf{1}(y_i = \max\{y_i\})}{\mathbb{P}_\theta(Y_1 > Y_i \ \forall i > 1 | y_2, \dots, y_N)}. \quad (6)$$

In the first model, conditioning on selection breaks the independence structure of the data. As a consequence, the observations from the non-selected parameters depend on  $\theta_1$ , and the marginal distribution of  $Y_1$  depends on  $\theta_2, \dots, \theta_N$ . This makes manipulation of the likelihood function awkward and computationally expensive if  $N$  is large, despite the apparent simplicity of the problem. One could nevertheless argue that it is appropriate to condition on the observed values of  $Y_2, \dots, Y_N$ , on the basis that they only depend mildly on the parameter of interest. However, if selection is used to determine whether  $\theta_1$  is the largest  $\theta_i$ , and since the observed values of  $Y_2, \dots, Y_N$  do not provide any direct information about this fact, preference of (6) over (5) can be justified without resorting to computational considerations.

This argument can also be invoked to justify conditioning on the design matrix in a regression problem such as that of example 1.3. In a fixed design setting, if the variable-selection algorithm operates conditionally on the design matrix, the selection event should be conditioned on after conditioning on the design matrix, so the selective analysis is also a fixed design one.

## 4 Non-informative priors for selective posteriors

Non-informative priors allow the derivation of posterior distributions without explicitly incorporating any prior information about the parameter. They serve different purposes: the resulting posterior can be employed as a reference against which posteriors derived from subjective priors can be compared in order to assess their impact; they can be used to derive frequentist methods that retain some of the appealing properties of Bayesian methods, such as good conditional performance; or allow to carry out an analysis when very little prior information is available. A common requirement for these priors is that they lead to posterior claims about the parameter of interest that hold up to a repeated-sampling scrutiny from the data-generating model. More precisely, they are required to satisfy

$$\mathbb{P}_\theta\{\psi \leq \Pi^{-1}(\alpha|Y)\} = \alpha + \varepsilon(\alpha, \theta), \quad (7)$$

where  $\Pi(\psi|Y)$  is the marginal posterior distribution function of  $\psi$  and  $\varepsilon(\alpha, \theta)$  is small. In the context of conditional selective inference, condition (7) is required to hold with respect to the conditional distribution of the data given selection.

In non-selective regimes involving independent and identically distributed observations from a regular model, this quantile-matching requirement holds with an error decreasing at rate  $n^{-1/2}$



for any prior that places positive probability around the true parameter, where  $n$  is the sample size. In addition, certain priors, known as probability-matching priors, improve on this error rate, lowering it to  $n^{-1}$  in general, and to  $n^{-3/2}$  for some distributions; see [Datta and Mukerjee \(2004\)](#). However, these priors are typically developed in settings with normal asymptotic behaviour, and selective models are not in general asymptotically normal.

In the selective inference context, it is argued in [Yekutieli \(2012\)](#) that non-informative priors should not be altered in the presence of selection. So, for example, for a selective normal-location model, the improper uniform prior  $\pi(\theta) \propto 1$  is suggested. This prior is also used by [Panigrahi and Taylor \(2018\)](#). Our view is that, if a non-informative prior choice depends on the data-generating process, it should be appropriately modified in the presence of selection. For instance, a location model truncated to a non-trivial event is no longer a location model, so the uniform prior for the location parameter cannot be justified via standard arguments such as invariance. Regarding probability-matching properties, the following lemma shows that posterior distributions for a normal-location parameter based on the uniform prior consistently overemphasise regions of the parameter space with low selection probability, and that confidence bounds derived from them can be dramatically misbehaved. The proof of the result can be found in the appendix.

**Lemma 1.** *Let  $Y \sim N(\theta, \sigma^2)$ , with  $\sigma^2 > 0$  known, and  $p(y) = \mathbf{1}(y > t)$  for some fixed  $t \in \mathbb{R}$ , and let  $\Pi(\theta|Y)$  be the selective posterior distribution given  $Y$  based on the uniform prior  $\pi(\theta) \propto 1$ . Then,*

$$\mathbb{P}_\theta\{\theta \leq \Pi^{-1}(\alpha|Y)|S\} < \alpha \quad \forall (\alpha, \theta) \in (0, 1) \times \mathbb{R},$$

*and  $\Pi^{-1}(\alpha|Y)$  does not have a first order moment for any  $0 < \alpha \leq 1/2$  and any true  $\theta$ .*

Generalising from the proof of Lemma 1, it can be shown that in a conditional normal-location model exact probability matching can only be achieved with a data-dependent prior. Consider the model  $Y \sim N(\theta, \sigma^2)$  with an arbitrary selection function  $p(y)$ , where  $\sigma^2 > 0$  known. The  $p$ -value function,

$$H(\theta, Y) = \frac{\int_Y^\infty \phi(\sigma^{-1}(\tilde{y} - \theta))p(\tilde{y})d\tilde{y}}{\int_{-\infty}^\infty \phi(\sigma^{-1}(\tilde{y} - \theta))p(\tilde{y})d\tilde{y}},$$

is uniformly distributed over  $(0, 1)$  when  $\theta$  is the true parameter value, where  $\phi$  is the standard normal density. Furthermore, for any observed value  $y$  in the interior of the support of  $p(y)$ , it is easy to check that  $\theta \rightarrow H(\theta, y)$  is a distribution function. Hence, if we differentiate it with respect to  $\theta$  and divide it by the likelihood, we obtain a formal data-dependent prior density that gives exact quantile-matching when combined with the likelihood. The resulting prior is

$$\begin{aligned} \pi_y(\theta) &\propto -\frac{\frac{\partial}{\partial \theta} H(\theta, y)}{\frac{\partial}{\partial y} H(\theta, y)} \\ &\propto \frac{\int_y^\infty \left\{ \sigma^{-2}(\tilde{y} - \theta) - \frac{\partial}{\partial \theta} \log \varphi(\theta) \right\} \phi(\sigma^{-1}(\tilde{y} - \theta))p(\tilde{y})d\tilde{y}}{\phi(\sigma^{-1}(y - \theta))}, \end{aligned} \tag{8}$$

where, as usual,  $\varphi(\theta) = \int_{-\infty}^\infty \sigma^{-1} \phi(\sigma^{-1}(\tilde{y} - \theta))p(\tilde{y})d\tilde{y}$ . Furthermore, this is the only sensible prior that satisfies the quantile-matching requirement for every  $\theta$ . This follows from the matching equation

$$\mathbb{P}_\theta\{\Pi(\theta|Y) \leq \alpha|S\} = \alpha, \quad \alpha \in (0, 1).$$

Since the model is stochastically increasing in  $\theta$ ,  $\Pi(\theta|y)$  has to be a decreasing function of  $y$  for every  $\theta$ . Denoting its inverse with respect to  $y$  by  $l_\theta(\alpha)$ , we have that

$$\mathbb{P}_\theta\{Y \geq l_\theta(\alpha)|S\} = H\{\theta, l_\theta(\alpha)\} = \alpha, \quad \alpha \in (0, 1).$$

Letting  $\alpha = \Pi(\theta|y)$  gives the equality. Priors of the form (8) are discussed in [Fraser et al. \(2010\)](#). In general, these priors do not admit a simple closed expression, and evaluating them requires numerical evaluation of several integrals. This is naturally not a problem for inference in this particular model, as we could use directly  $H(\theta, y)$ , but may be problematic when generalising it to other settings. To this end, we also consider the Jeffreys prior of the conditional model, given by

$$\pi_J(\theta) \propto \left\{ \frac{1}{\sigma^2} + \frac{\partial^2}{\partial \theta^2} \log \varphi(\theta) \right\}^{1/2}. \quad (9)$$

As we will see, this prior provides good matching properties and is easier to evaluate in some contexts.

As a basic class of selective inference models let us consider settings involving  $n$  independent observations  $Y_i^{(j)} \sim N(\theta, 1)$ , with  $i = 1, \dots, n_j$ ,  $j = 1, 2$ , and  $n_1 + n_2 = n$ , where the first set of observations, corresponding to  $j = 1$ , is used for selection, in the sense that  $\theta$  gets selected if and only if  $(Y_1^{(1)}, \dots, Y_{n_1}^{(1)}) \in E \subseteq \mathbb{R}^{n_1}$  for some prespecified event  $E$ , and the rest of the observations are used only in the inferential stage, should selection occur. As in the non-selective case, the conditional model  $(Y_1^{(1)}, \dots, Y_{n_1}^{(1)}, Y_1^{(2)}, \dots, Y_{n_2}^{(2)}) | \{(Y_1^{(1)}, \dots, Y_{n_1}^{(1)}) \in E\}$  can be reduced by sufficiency to the selective model involving a single observation  $Y = \gamma \bar{Y}^{(1)} + (1 - \gamma) \bar{Y}^{(2)}$  and the selection function  $p(y) = \mathbb{P}\{(Y_1^{(1)}, \dots, Y_{n_1}^{(1)}) \in E | Y = y\}$ , where  $\gamma = n_1/n$  and  $\bar{Y}^{(j)}$  is the sample average of the  $j$ -th set of observations. Note that the case  $\gamma = 1$  corresponds to a situation where we have access to all the data during the selection stage, while the case  $0 < \gamma < 1$  corresponds to a data-splitting scenario.

In this setting, if the selection condition is of the form  $\bar{Y}^{(1)} > t$  for some threshold  $t$ , the probability-matching prior (8) is given by

$$\pi_y(\theta) \propto 1 - \frac{h_1(n^{1/2}\theta)}{h_1(n^{1/2}(\theta - y))}$$

when  $\gamma = 1$ , and by

$$\begin{aligned} \pi_y(\theta) \propto & \gamma^{1/2} \frac{\phi(n_1^{1/2}(\theta - t))}{\phi(n_1^{1/2}(\theta - y))} \\ & \times \left\{ 1 - \Phi \left\{ \frac{n_1^{1/2}(y - \theta + \gamma(\theta - t))}{(1 - \gamma)^{1/2}} \right\} - \frac{\int_y^\infty n_1^{1/2} \phi(n_1^{1/2}(\tilde{y} - \theta)) p(\tilde{y}) d\tilde{y}}{\Phi(n_1^{1/2}(\theta - t))} \right\} \\ & + \Phi \left\{ \frac{n_1^{1/2}(y - t)}{(1 - \gamma)^{1/2}} \right\} \end{aligned} \quad (10)$$

when  $0 < \gamma < 1$ , and the Jeffreys prior (9) is given by

$$\pi_J(\theta) \propto \left\{ 1 + \gamma h_2(n_1^{1/2}(\theta - t)) \right\}^{1/2},$$

where

$$\begin{aligned} h_1(x) &= \frac{\phi(x)}{\Phi(x)}; \\ h_2(x) &= -x h_1(x) - h_1(x)^2; \end{aligned}$$

are the first two derivatives of  $\log \Phi(x)$ . The derivation of prior (10) can be found in the appendix. The other two cases follow directly from the definitions. Both priors depend on the

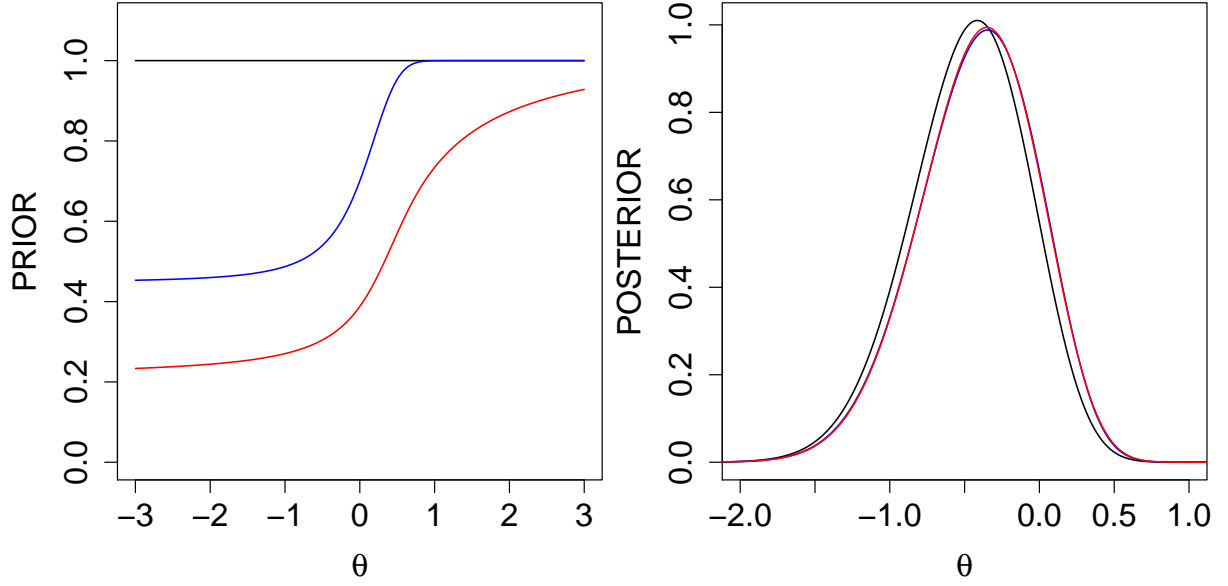


Figure 2: Left: uniform prior (black), probability-matching prior for  $y = 0$  (red), and Jeffreys prior (blue) for the normal model. Right: the resulting posteriors for  $y = 0$  (the red density overlaps the blue one in this panel).

Table 1: Estimated coverages of  $(-\infty, \Pi^{-1}(\alpha|Y)]$  for the normal-location model derived from the uniform (U) and Jeffreys (J) priors.

$\alpha$	0.05		0.1		0.25		0.5		0.75		0.9		0.95	
Prior	U	J	U	J	U	J	U	J	U	J	U	J	U	J
$\theta = -0.5$														
$\gamma = .5$	.045	.049	.092	.099	.237	.250	.487	.501	.742	.751	.896	.901	.948	.950
$\gamma = .75$	.035	.047	.075	.096	.209	.247	.458	.502	.724	.754	.889	.903	.944	.952
$\gamma = 1$	.020	.051	.041	.098	.110	.234	.250	.465	.448	.714	.637	.879	.738	.938
$\theta = 0$														
$\gamma = .5$	.043	.049	.088	.099	.228	.248	.473	.498	.730	.750	.890	.901	.945	.950
$\gamma = .75$	.038	.050	.077	.099	.199	.243	.427	.492	.693	.748	.872	.901	.935	.952
$\gamma = 1$	.033	.056	.065	.108	.161	.251	.331	.477	.537	.710	.709	.868	.794	.929
$\theta = 0.5$														
$\gamma = .5$	.048	.051	.095	.101	.238	.251	.479	.498	.728	.747	.886	.897	.941	.948
$\gamma = .75$	.048	.052	.095	.103	.236	.255	.471	.501	.713	.744	.871	.893	.930	.945
$\gamma = 1$	.048	.052	.096	.105	.237	.259	.469	.509	.702	.749	.852	.890	.908	.939

sample size and the selection event, which suggests that this is a necessary condition to achieve correct frequentist calibration. Figure 2 shows both priors, and the resulting posterior densities, for  $n = 20$ ,  $\gamma = 0.75$ ,  $t = 0$ , and  $y = 0$ . The uniform prior and its posterior density is also plotted for comparison. The posterior densities corresponding to the two proposed priors are virtually identical, a behaviour that extends to other choices of parameters and observation, which suggests that Jeffreys prior is well-calibrated from a frequentist viewpoint. Empirical evidence of this fact can be found in Table 1. The table shows the coverage of the credible intervals  $(-\infty, \Pi^{-1}(\alpha|Y)]$  for this model with  $n = 20$ ,  $t = 0$ , and different combinations of  $(\theta, \gamma, \alpha)$ , computed numerically. The posteriors were constructed using the uniform prior (U) and Jeffreys prior (J). The Jeffreys prior performs better in most cases, and is considerably superior to the uniform prior when all the data is used for selection ( $\gamma = 1$ ).

Consider now a more general setting. Suppose we have a random sample  $Y_1, \dots, Y_n$  from a

one-parameter exponential family with density or mass function

$$f(y_i; \theta) = h(y_i) \exp \{s(y_i)\theta - A(\theta)\}.$$

We assume that the parameter space  $\Theta$  is open and convex, and that  $A''(\theta) > 0$  for all  $\theta \in \Theta$ . The maximum likelihood estimator of  $\theta$  in the non-selective model,  $\hat{\theta} = (A')^{-1}(n^{-1} \sum_{i=1}^n s(Y_i))$ , is sufficient for  $\theta$  without selection. Let us assume that the sample is divided in two sets of sizes  $n_1$  and  $n_2$ ,  $(Y_1, \dots, Y_{n_1})$  and  $(Y_{n_1+1}, \dots, Y_n)$ , with respective maximum likelihood estimators  $\hat{\theta}_1$  and  $\hat{\theta}_2$ , and that in the selection stage we only have access to the first set of samples. That is, selection occurs if  $(Y_1, \dots, Y_{n_1}) \in E_{n_1}$  for some measurable set  $E_{n_1}$ . Our goal is to devise a prior  $\pi(\theta)$  that yields good frequentist calibration in the selective model

$$f_S(y_1, \dots, y_n; \theta) = \frac{f(y_1, \dots, y_n; \theta) \mathbf{1}\{(y_1, \dots, y_{n_1}) \in E_{n_1}\}}{\varphi_{n_1}(\theta)}. \quad (11)$$

Note that, by sufficiency, for any selection event  $E_{n_1}$ , the selection function of  $\hat{\theta}_1$ , defined as  $p_{n_1}(z_1) = \mathbb{P}((Y_1, \dots, Y_{n_1}) \in E_{n_1} | \hat{\theta}_1 = z_1)$ , is free of  $\theta$ . Moreover, by the factorisation theorem,  $\hat{\theta}$  is also sufficient for  $\theta$  in the conditional model (11).

If  $i(\theta) = -\mathbb{E}_\theta[(\partial^2/\partial\theta^2) \log f(Y_i; \theta)] = A''(\theta)$  denotes the Fisher information of a single observation in the non-selective model, any function  $g(\theta)$  satisfying  $g'(\theta) = i(\theta)^{1/2}$  is known as a variance-stabilising transformation, since, by the delta method,  $n^{1/2}\{g(\hat{\theta}) - g(\theta)\} \xrightarrow{d} N(0, 1)$  as  $n \rightarrow \infty$ . In particular, for  $i = 1, 2$ ,  $n_i^{1/2}\{g(\hat{\theta}_i) - g(\theta)\} \xrightarrow{d} N(0, 1)$  as  $n_i \rightarrow \infty$ . Thus, for large values of  $n_1$  and  $n_2$ , the original selective model is approximately equivalent to a selective normal-location model involving two independent observations,  $Y_1 \sim N(g(\theta), n_1^{-1})$  and  $Y_2 \sim N(g(\theta), n_2^{-1})$ , and selection function  $p(y_1, y_2) = p_{n_1}(g^{-1}(y_1))$ . This heuristic suggests choosing as a non-informative prior for  $\psi = g(\theta)$  one that is reliable in the limiting model. Denoting the chosen prior by  $\pi_\psi(\psi)$ , the resulting prior in the original parametrisation is given by  $\pi_\theta(\theta) \propto i(\theta)^{1/2} \pi_\psi(g(\theta))$ . In view of the previous discussion and the simulation results, it is natural to take  $\pi_\psi(\psi)$  to be either the probability-matching prior (8), or the Jeffreys prior (9). Note that, in the absence of selection, both choices give  $\pi_\psi(\psi) \propto 1$ , and  $\pi_\theta(\theta)$  specialises to the standard Jeffreys prior  $\pi_\theta(\theta) \propto i(\theta)^{1/2}$ .

As an example, consider providing non-informative Bayesian inference for a selected probability  $\theta \in [0, 1]$  on the basis of two observations  $Y_1 \sim \text{Bin}(n_1, \theta)$  and  $Y_2 \sim \text{Bin}(n_2, \theta)$ . Initially only  $Y_1$  is observed, and if it satisfies  $n_1^{-1}Y_1 \geq 0.5$ , the second sample  $Y_2$  is collected for inference. The variance-stabilising transformation of the maximum likelihood estimator in this model is  $g(\theta) = \sin^{-1}(\theta^{1/2})$ . The left panel of Figure 3 shows the standard, non-selective Jeffreys prior  $\pi(\theta) \propto \theta^{-1/2}(1-\theta)^{-1/2}$ , and the two non-informative selective priors for  $n_1 = 8$ ,  $n_2 = 2$ ,  $y_1 = 4$ , and  $y_2 = 1$ . The right panel shows the corresponding posterior densities. As in the normal case, the two selective priors are almost identical and favour parameter values with large selection probability.

More formally, let us consider an asymptotic setting in which the selection probability at the true parameter,  $\varphi_{n_1}(\theta_0)$ , is bounded away from zero as  $n_1$  increases. This assumption allows us to approximate the general conditional model by a normal conditional model around the true parameter asymptotically. [Tian and Taylor \(2018\)](#) show that consistent inference when  $\varphi_{n_1}(\theta_0) \rightarrow 0$  is possible, but at the cost of diminishing the power of the selection procedure. We also assume that the selection condition is of the form  $\sum_{i=1}^{n_1} s(Y_i) > t_{n_1}$  for some threshold  $t_{n_1} \in \mathbb{R}$ , corresponding to a uniformly most powerful test for testing a one-sided hypothesis about  $\theta$ , although the analysis extends trivially to similar selection procedures.

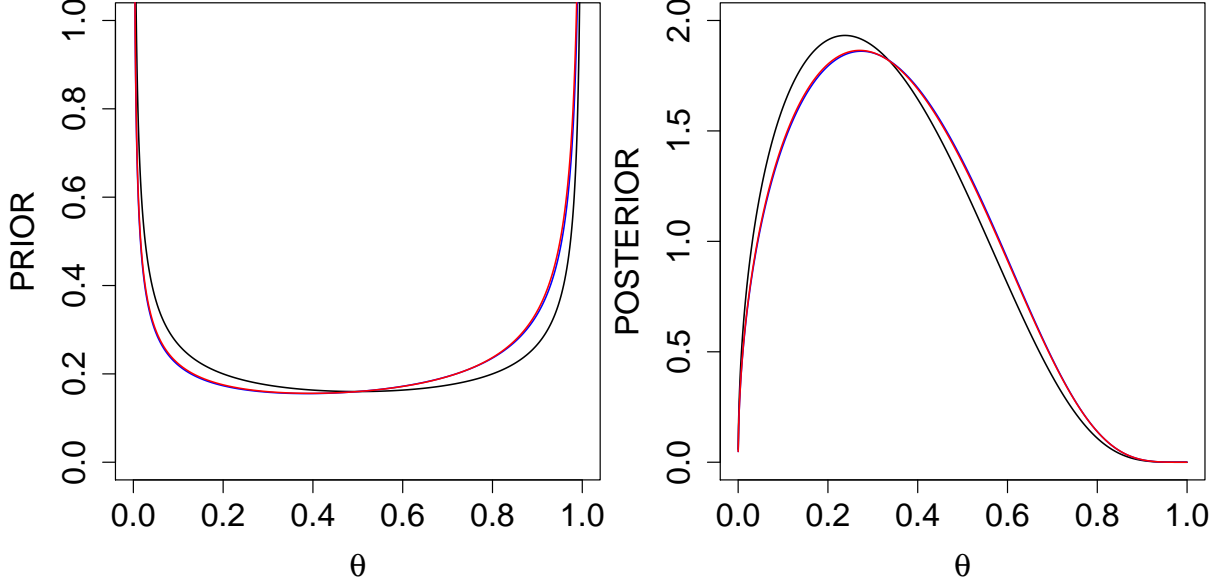


Figure 3: Left: non-selective Jeffreys prior (black), probability-matching prior for  $y_1 = 4$  and  $y_2 = 1$  (red), and Jeffreys prior (blue) for the binomial model. Right: the resulting posteriors (the red lines overlap the blue ones).

The following result states that, under the boundedness condition, the selection probability under the original model can be uniformly approximated by the selection probability under a normal model in  $n_1^{-1/2}$ -neighbourhoods of the true parameter, and that the selective distribution of the maximum likelihood estimator corresponding to the selection data is asymptotically selective normal. In what follows,  $O_p(\cdot)$  and  $o_p(\cdot)$  statements are relative to the selective distribution of the data. The proof of the result can be found in the appendix.

**Lemma 2.** *Consider the selective exponential model (11) and an arbitrary parameter  $\psi = g(\theta)$ , with  $g$  continuously differentiable and strictly increasing in  $\Theta$ . Denote by  $\varphi_{n_1}^\psi(\psi) = \varphi_{n_1}(g^{-1}(\psi))$  the selection probability as a function of  $\psi$ , and let*

$$\tilde{\varphi}_{n_1}^\psi(\psi) = \mathbb{P} \left( N \left( \psi, \frac{1}{n_1 i_\psi(\psi)} \right) > g \left\{ (A')^{-1} \left( \frac{t_{n_1}}{n_1} \right) \right\} \right)$$

*be the approximation of the selection probability derived by substituting the distribution of  $\hat{\psi}_1 = g(\hat{\theta}_1)$  by its limit as  $n_1 \rightarrow \infty$ , where  $i_\psi(\psi)$  denotes the single-observation Fisher information in the  $\psi$ -parametrisation. If  $\varphi_{n_1}^\psi(\psi_0)$  is bounded away from zero as  $n_1 \rightarrow \infty$ , where  $\psi_0 = g(\theta_0)$ , then*

$$\frac{\varphi_{n_1}^\psi(\psi_0 + n_1^{-1/2}t)}{\tilde{\varphi}_{n_1}^\psi(\psi_0 + n_1^{-1/2}t)} \rightarrow 1 \quad \text{as } n_1 \rightarrow \infty$$

*uniformly in  $[-M, M]$  for any  $M > 0$  such that  $[g^{-1}(\psi_0 - M), g^{-1}(\psi_0 + M)] \subseteq \Theta$ , and  $G_{n_1}(\hat{\psi}_1) \xrightarrow{d} U(0, 1)$  conditionally on selection, where  $\hat{\psi}_1 = g(\hat{\theta}_1)$  and  $G_{n_1}$  is the distribution function of a  $N(\psi_0, (n_1 i_\psi(\psi_0))^{-1})$  distribution truncated to the interval  $(g\{(A')^{-1}(n_1^{-1}t_{n_1})\}, \infty)$ .*

For the variance-stabilising parametrisation  $\psi$ , let us consider the posterior density of the local parameter  $t = n^{1/2}(\psi - \psi_0)$ . Lemma 2 allows us to analyse the asymptotic behaviour of model (11) via the language of convergence of experiments; see [van der Vaart \(1998\)](#), chapter 9. If  $\varphi_{n_1}^\psi(\psi_0)$  is bounded away from zero, for any convergent sequence  $t_n \rightarrow t$ , a Taylor expansion of

the non-selective component of the log-likelihood gives

$$\begin{aligned} & \log \frac{f(Y_1, \dots, Y_n; \psi_0 + n^{-1/2}t_n)}{f(Y_1, \dots, Y_n; \psi_0)} \\ &= \gamma^{1/2}tn_1^{1/2}(\hat{\psi}_1 - \psi_0) + (1 - \gamma)^{1/2}tn_2^{1/2}(\hat{\psi}_2 - \psi_0) - \frac{t^2}{2} + o_p(1), \end{aligned}$$

as both  $n_1, n_2 \rightarrow \infty$ , where  $\gamma = n_1/n$ . The order of error holds unconditionally, and consequently also conditionally on selection since, for any random variable  $X$  and event  $A$ ,  $\mathbb{P}(|X| > x|A) \leq \mathbb{P}(|X| > x)/\mathbb{P}(A)$ . Together with Lemma 2, this remark implies that the log-likelihood ratio of the selective model satisfies, for any convergent sequence  $t_n \rightarrow t$ ,

$$\begin{aligned} & \log \frac{f_S(Y_1, \dots, Y_n; \psi_0 + n^{-1/2}t_n)}{f_S(Y_1, \dots, Y_n; \psi_0)} \\ &= \gamma^{1/2}tn_1^{1/2}(\hat{\psi}_1 - \psi_0) + (1 - \gamma)^{1/2}tn_2^{1/2}(\hat{\psi}_2 - \psi_0) - \frac{t^2}{2} \\ & \quad - \log \frac{\tilde{\varphi}_{n_1}^\psi(\psi_0 + n^{-1/2}t)}{\tilde{\varphi}_{n_1}^\psi(\psi_0)} + o_p(1), \end{aligned}$$

so the dominant term is asymptotically distributed as the log-likelihood ratio of the selective model with observations  $Y_1 \sim N(\psi, n_1^{-1})$  and  $Y_2 \sim N(\psi, n_2^{-1})$ , and selection event  $Y_1 > g\{(A')^{-1}(n_1^{-1}t_{n_1})\}$ .

The following examples illustrate the performance of the proposed non-informative priors in non-Gaussian settings.

**Example 4.1.** Let  $Y_1, \dots, Y_n$  be a random sample from an exponential distribution with rate parameter  $\theta > 0$ . For this model the variance-stabilising transformation is  $g(\theta) = \log(\theta)$ . We consider the selection event  $\hat{\theta}_1 > 1$ , where  $\hat{\theta}_1$  is the maximum likelihood estimator of  $\theta$  based on a subsample of size  $n_1 = 0.8 \times n$ . For the simulation we consider the values of  $n = 10, 30, 80$ , and for each sample size we consider three true parameter values defined to satisfy  $\varphi_n(\theta_0) = 0.1, 0.5, 0.9$ , corresponding to situations with small, moderate and large selection probabilities respectively. For each pair  $(n, \theta_0)$ , we plot the coverage of the interval  $(-\infty, \Pi^{-1}(\alpha|Y_1, \dots, Y_n)]$  as a function of  $\alpha$  for the non-selective Jeffreys prior  $\pi(\theta) \propto \theta^{-1}$  and for the two non-informative priors proposed in this work. The coverages were approximated via  $10^4$  simulations from the conditional model  $(Y_1, \dots, Y_n)|\hat{\theta}_1 > 1$ . The results can be found in Figure 5 (Appendix D). The performances of the selective Jeffreys and probability-matching priors are practically identical and significantly better than that of the non-selective prior.

**Example 4.2.** Let  $Y_1, \dots, Y_n$  be a random sample from an inverse Gaussian distribution with unknown mean  $\theta > 0$  and known shape parameter  $\lambda = 1$ , with density

$$f(y_i; \theta) = \frac{1}{(2\pi y_i^3)^{1/2}} \exp \left\{ -\frac{(y_i - \theta)^2}{2\theta^2 y_i} \right\}.$$

The variance-stabilising transformation for this model can be seen to be  $g(\theta) = -2\theta^{-1/2}$ , and the non-selective Jeffreys prior  $\pi(\theta) \propto \theta^{-3/2}$ . We consider the same settings as before. The selection event is  $\hat{\theta}_1 > 1$ , where  $\hat{\theta}_1$  is the maximum likelihood estimator of  $\theta$  based on a subsample of size  $n_1 = 0.8 \times n$  for  $n = 10, 30, 80$ , and we define the true values of the parameter in the same way as before. The results are similar to those of the exponential model. They can be found in Figure 6 (Appendix E).

## 4.1 Normal distribution with unknown variance

In this subsection we explore an extension of the previous ideas to a model with a nuisance parameter. Let  $Y_1, \dots, Y_n \sim N(\mu, \sigma^2)$ , where both  $\mu$  and  $\sigma^2$  are unknown, but only  $\mu$  is of direct interest. Suppose that the sample is divided into two sets of sizes  $n_1$  and  $n_2$ , with respective maximum likelihood estimators  $\hat{\theta}_1 = (\bar{Y}_1, V_1)$  and  $\hat{\theta}_2 = (\bar{Y}_2, V_2)$  of  $\theta = (\mu, \sigma^2)$ . In order to determine whether  $\mu$  is of interest, we conduct the  $t$ -test  $V_1^{-1/2}\bar{Y}_1 > n_1^{-1/2}t$ , for some pre-specified value of  $t$ . The selective density of the data is

$$f_S(y_1, \dots, y_n; \mu, \sigma^2) = \frac{f(y_1, \dots, y_n; \mu, \sigma^2) \mathbf{1}(v_1^{-1/2}\bar{y}_1 > n_1^{-1/2}t)}{\mathbb{P}_{\mu, \sigma^2}(V_1^{-1/2}\bar{Y}_1 > n_1^{-1/2}t)}.$$

Note that in the selective model the marginal distribution of  $V_1$ , with marginal density

$$f_S(v_1; \mu, \sigma^2) = \frac{f(v_1; \sigma^2) \mathbb{P}_{\mu, \sigma^2}(v_1^{-1/2}\bar{Y}_1 > n_1^{-1/2}t | v_1)}{\mathbb{P}_{\mu, \sigma^2}(V_1^{-1/2}\bar{Y}_1 > n_1^{-1/2}t)},$$

depends on  $\mu$ , even though its non-selective density is free of it. Under selection, small values of  $\mu$  favour larger values of  $V_1$ , corresponding to noisier samples, and vice-versa, analogously to the situation of example 3.1. Similarly to the univariate case, standard non-informative priors such as  $\pi(\mu, \sigma^2) \propto \sigma^{-1}$  produce marginal posteriors for  $\mu$  that overstate, on average, smaller values of the parameter. To counteract this, we propose the improper prior defined by  $\pi(\sigma^2) \propto \sigma^{-1}$  and

$$\pi(\mu | \sigma^2) \propto \left\{ 1 + \frac{n_1}{n} h_2 \left( \frac{n_1^{1/2} \mu}{\sigma} - t \right) \right\}^{1/2},$$

which assigns lower prior probabilities to small values of  $\mu$  relative to  $\sigma$ . The conditional prior of  $\mu$  given  $\sigma^2$  is the selective Jeffreys prior of the model  $\bar{Y}_1 \sim N(\mu, n_1^{-1}\sigma^2) | (n_1^{-1/2}\sigma t, \infty)$ , assuming  $\sigma^2$  is known, where the selection threshold  $n_1^{-1/2}V_1^{1/2}t$  has been approximated by its asymptotic limit.

Figure 4 illustrates the performance of this prior under repeated sampling from the selective model with  $n_1 = 50$ ,  $n_2 = 10$ ,  $t = 2$ , and true parameter  $(\mu_0, \sigma_0^2) = (0, 1)$ . The plot shows the empirical distribution functions of  $\Pi(\mu_0 | Y_1, \dots, Y_n)$  for the prior  $\pi(\mu, \sigma^2) \propto \sigma^{-1}$  (orange) and for the proposed prior (green), as estimated from  $5 \times 10^3$  repetitions. The selection probability was computed by numerical evaluation of the integral

$$\mathbb{P}_{\mu, \sigma^2}(V_1^{-1/2}\bar{Y}_1 > n_1^{-1/2}t) = \int_0^\infty f(v_1; \sigma^2) \Phi \left\{ \frac{n_1^{1/2}}{\sigma} \left( \mu - \frac{tv_1^{1/2}}{n_1^{1/2}} \right) \right\} dv_1,$$

and the marginal posterior distribution of  $\mu$  was approximated with a Metropolis-Hastings algorithm with  $5 \times 10^3$  steps. The results show that the selection-adjusted prior produces posterior inference with a more reliable frequentist calibration than the unadjusted one.

## 5 Concluding remarks

Providing valid inference for a selected parameter is a central problem in statistics. The commonly accepted notion that Bayesian inference is immune to selection has been recently questioned by some authors, most notably [Yekutieli \(2012\)](#). In this paper we have argued in favour of a general selection adjustment of the posterior distribution, which allows the injection of



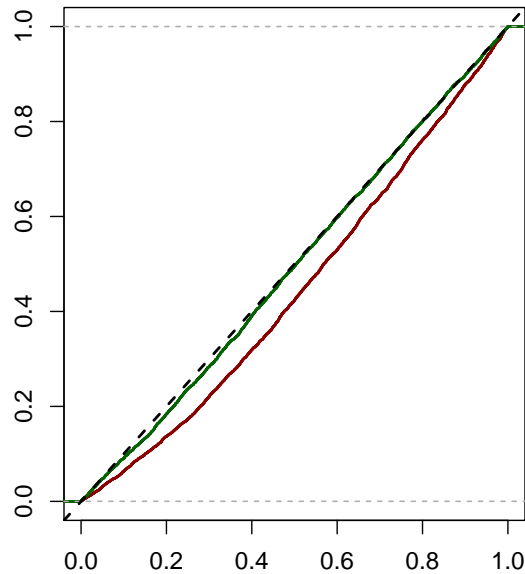


Figure 4: Estimated empirical CDFs of  $\Pi(\mu_0|Y_1, \dots, Y_n)$  for the prior  $\pi(\mu, \sigma^2) \propto \sigma^{-1}$  (orange) and for the proposed prior (green).

prior information while accounting for the selection bias. This adjustment, however, introduces two difficulties in the analysis, which we have addressed in sections 3 and 4. The first requires us to think carefully about how the selection mechanism operates, that is, about how it uses the sample information when determining whether the parameter is selected. The second issue, concerning the choice of non-informative priors, is partially addressed by asymptotically approximating a generic selective regular model by a selective normal-location model and analysing the latter. While exact probability matching in these models can only be achieved with a data-dependent prior, we show that the Jeffreys prior provides essentially the same results, while being data-free and generally easier to implement. Many important issues remain unsolved, including the rigorous verification of the heuristic analysis, the extension of the priors to multi-dimensional settings, and the development of efficient computational methods for implementing the procedures in complex settings.

Because the conditional approach discards all the information used by the selection mechanism, it can be very conservative. In frequentist and non-informative Bayesian analyses it can easily lead to very large confidence, or credible, bounds if all the data is used for selection, as noted by [Fithian et al. \(2017\)](#) and [Benjamini et al. \(2019\)](#). In a Bayesian setting, prior information can provide a partial remedy to this issue, but it does not address it on a fundamental level; in such circumstances, the posterior distribution will be very similar to the prior. The conditional approach is generally safer to use in scenarios where there is a holdout dataset that is not used in the selection stage. This includes situations where the data is split into two sets, one of which is not used to make the selection decision, and also situations where, after selecting a parameter, we collect more data. In these cases, conditioning on selection provides an elegant refinement to the standard data-splitting approach, which uses only the holdout data in the inferential stage.

A key assumption in our formulation of the problem, which is prevalent in the conditional approach literature, is that the selection mechanism is known and fully specified before the analysis. This enables us to model the situation entirely and pose a well-defined decision problem. However, while this assumption may be true in some simple settings, in other cases the selection mechanism may be too complex to be pinned down precisely, or may involve subjective decisions

from the statistician that cannot be modelled. In these circumstances, even though we may not be able to fully model the selection mechanism, we may still be able to identify the key part of it. For example, if we use a variable-selection algorithm to select covariates in a regression problem, and then choose a model that incorporates the selected covariates in a more subjective way, we can still condition on the observed output of the variable-selection algorithm. From this point of view we can argue that the conditional approach is correcting part of the selection bias. Alternatively, if we do not know the selection event but have some information about it, we can exploit the Bayesian machinery to allow for random selection mechanisms. For example, if we believe that a selection event is of the form  $Y > t$  but we are uncertain about the value of  $t$ , we can treat it as an unknown parameter, assign a prior distribution to it, and integrate it out from the selective posterior.

## References

- Bayarri, M. J. and Berger, J. O. (1998), ‘Robust Bayesian analysis of selection models’, *Ann. Stat.* **26**(2), 645–659.
- Bayarri, M. J. and Berger, J. O. (2000), ‘P values for composite null models’, *J. Am. Stat. Assoc.* **95**(452), 1127–1142.
- Bayarri, M. J. and Berger, J. O. (2004), ‘The interplay of Bayesian and frequentist analysis’, *Stat. Sci.* **19**(1), 58–80.
- Bayarri, M. J. and DeGroot, M. H. (1987), ‘Bayesian analysis of selection models’, *J. R. Statistic. Soc. D (The Statistician)* **36**(2/3), 137–146.
- Benjamini, Y., Hechtlinger, Y. and Stark, P. B. (2019), Confidence intervals for selected parameters. arXiv:1906.00505v1.
- Birnbaum, A. (1962), ‘On the foundations of statistical inference’, *J. Am. Stat. Assoc.* **57**, 269–326.
- Cox, D. R. and Hinkley, D. V. (1974), *Theoretical Statistics*, Chapman and Hall/CRC, London.
- Datta, G. S. and Mukerjee, R. (2004), *Probability Matching Priors: Higher Order Asymptotics*, Springer, New York.
- Dawid, A. P. (1994), ‘Selection paradoxes of Bayesian inference’, in T. W. Anderson, K. T. Fang and I. Olkin, eds, ‘Multivariate analysis and its applications’, Vol. 24, Institute of Mathematical Statistics, Monograph Series., pp. 211–220.
- Fithian, W., Sun, D. L. and Taylor, J. E. (2017), ‘Optimal inference after model selection’. arXiv:1410.2597v4.
- Fraser, D. A. S., Reid, N., Marras, E. and Yi, G. Y. (2010), ‘Default priors for Bayesian and frequentist inference’, *J. R. Statistic. Soc. B* **72**(5), 631–654.
- Hyun, S., G’Sell, M. and Tibshirani, R. J. (2018), ‘Exact post-selection inference for the generalized lasso path’, *Electron. J. Stat.* **12**, 1935–7524.
- Kuffner, T. A. and Young, G. A. (2018), ‘Principled statistical inference in data science’, in N. Adams, E. Cohen and Y.-K. Guo, eds, ‘Statistical Data Science’, World Scientific Publishing, pp. 21–36.

- Lee, J. D., Sun, D. L., Sun, Y. and Taylor, J. E. (2016), ‘Exact post-selection inference, with application to the lasso’, *Ann. Stat.* **44**(3), 907–927.
- Lee, J. D. and Taylor, J. E. (2014), ‘Exact post model selection inference for marginal screening’, *Adv. Neural Inf. Process Syst.* **1**, 136–144.
- Lockhart, R., Taylor, J. E., Tibshirani, R. and Tibshirani, R. (2014), ‘A significance test for the lasso’, *Ann. Stat.* **42**(2), 413–468.
- Loftus, J. R. and Taylor, J. E. (2014), ‘A significance test for forward stepwise model selection’. arXiv:1405.3920v1.
- Owen, D. B. (1980), ‘A table of normal integrals’, *Commun. Statist. - Simula. Computa.* **9**(4), 389–419.
- Panigrahi, S. and Taylor, J. (2018), ‘Scalable methods for Bayesian selective inference’, *Electron. J. Stat.* **12**, 2355–2400.
- Panigrahi, S., Taylor, J. and Weinstein, A. (2020), ‘Integrative methods for post-selection inference under convex constraints’. arXiv:1605.08824v7.
- Tian, X. and Taylor, J. E. (2018), ‘Selective inference with a randomized response’, *Ann. Stat.* **46**(2), 679–710.
- Tibshirani, R., Rinaldo, A., Tibshirani, R. and Wasserman, L. (2018), ‘Uniform asymptotic inference and the bootstrap after model selection’, *Ann. Stat.* **46**(3), 1255–1287.
- van der Vaart, A. W. (1998), *Asymptotic statistics*, Cambridge University Press.
- Yekutieli, D. (2012), ‘Adjusted Bayesian inference for selected parameters’, *J. R. Statist. Soc. B* **74**(3), 515–541.

## A Proof of Lemma 1

Without loss of generality we may assume that  $\sigma^2 = 1$  and  $t = 0$ . Let  $h_i(x)$  denote the  $i$ -th derivative of  $\log \Phi(x)$  and, for  $y > 0$ , define

$$H(\theta, y) = \mathbb{P}_\theta(Y \geq y | Y > 0) = \frac{\Phi(\theta - y)}{\Phi(\theta)},$$

which is a distribution function as a function of  $\theta$ , and

$$g(\theta; y) = -\frac{\frac{\partial}{\partial \theta} H(\theta, y)}{\frac{\partial}{\partial y} H(\theta, y)} = 1 - \frac{h_1(\theta)}{h_1(\theta - y)} > 0.$$

This function is strictly increasing. Indeed,

$$g'(\theta; y) = \frac{h_1(\theta)h_2(\theta - y)}{h_1(\theta - y)^2} - \frac{h_2(\theta)}{h_1(\theta - y)},$$

which is positive if

$$\frac{h_2(\theta - y)}{h_1(\theta - y)} > \frac{h_2(\theta)}{h_1(\theta)},$$

that is, if  $h_2(x)/h_1(x)$  is strictly decreasing. Since  $h_2(x) = -xh_1(x) - h_1(x)^2$ ,  $h_2(x)/h_1(x) = -x - h_1(x)$ , so  $(\partial/\partial x)\{h_2(x)/h_1(x)\} = -1 - h_2(x) < 0$  for all  $x \in \mathbb{R}$ . The latter claim follows from the fact that  $1 + h_2(x)$  is the variance of a  $N(x, 1)$  distribution truncated to  $(0, \infty)$ . Since  $g(\theta; y)$  is strictly increasing, if used as a formal prior density for  $\theta$ , it satisfies

$$\Pi(\theta_0 | y) > \frac{\int_{-\infty}^{\theta_0} g(\theta; y) \Phi(\theta)^{-1} \phi(\theta - y) d\theta}{\int_{-\infty}^{\infty} g(\theta; y) \Phi(\theta)^{-1} \phi(\theta - y) d\theta}.$$

But, by definition,  $g(\theta; y)$  is such that

$$g(\theta; y) \frac{\phi(\theta - y)}{\Phi(\theta)} = \frac{\partial}{\partial \theta} H(\theta, y),$$

so

$$\mathbb{P}_{\theta_0}\{\Pi(\theta_0 | Y) < \alpha | Y > 0\} > \mathbb{P}_{\theta_0}\{H(\theta_0, Y) < \alpha | Y > 0\} = \alpha,$$

since  $H(\theta_0, Y)$  is uniformly distributed given selection.

For the second claim, let  $m(y)$  denote the posterior mode of  $\theta$  given  $Y = y$ . We have that

$$\frac{\partial}{\partial \theta} \log \pi(\theta | y) = y - \theta - h_1(\theta).$$

Now, for all  $x > 0$ ,

$$\begin{aligned} & \frac{\partial}{\partial \theta} \log \pi(m(y) - x | y) + \frac{\partial}{\partial \theta} \log \pi(m(y) + x | y) \\ &= 2(y - m(y)) - h_1(m(y) - x) - h_1(m(y) + x) \\ &= 2h_1(m(y)) - h_1(m(y) - x) - h_1(m(y) + x) \\ &= x\{h_2(m(y) - x_1) - h_2(m(y) + x_2)\} \\ &< 0, \end{aligned}$$

where  $x_1, x_2 > 0$ . Here we have used that  $y = m(y) + h_1(m(y))$  and that  $h_2(x)$  is strictly increasing. Integrating this inequality we find that  $\pi(m(y) + x | y) < \pi(m(y) - x | y)$  for all  $x > 0$ .

This implies that, for all  $\alpha \leq 1/2$ ,  $\Pi^{-1}(\alpha|y) < m(y)$ . We now show that  $m(y) + y^{-1}$  is bounded in  $(0, k]$  for any positive  $k$ . To this end, let  $r(x) = x + h_1(x)$ . Using L'Hôpital, we find

$$\begin{aligned} \lim_{x \rightarrow -\infty} \frac{1}{r(x)} + x &= \lim_{x \rightarrow -\infty} \frac{\Phi(x) + x^2\Phi(x) + x\phi(x)}{\phi(x) + x\Phi(x)} \\ &= 2 \lim_{x \rightarrow -\infty} \frac{\phi(x) + x\Phi(x)}{\Phi(x)} \\ &= 2 \lim_{x \rightarrow -\infty} \frac{\Phi(x)}{\phi(x)} \\ &= 0. \end{aligned}$$

The claimed boundedness follows from the change of variable  $x = m(y)$  and from noting that  $m(y) \rightarrow -\infty$  as  $y \rightarrow 0^+$ . To conclude the proof, fix a  $k > 0$  and write

$$\begin{aligned} \int_0^k y^{-1} \phi(y - \theta) dy &\leq \int_0^k |\Pi^{-1}(\alpha|y)| \phi(y - \theta) dy \\ &\quad + \int_0^k |y^{-1} - \Pi^{-1}(\alpha|y)| \phi(y - \theta) dy. \end{aligned}$$

Since the integral on the left diverges and the final one does not, it follows that  $\int_0^k |\Pi^{-1}(\alpha|y)| \phi(y - \theta) dy = \infty$ , verifying the claim.

## B Derivation of the probability-matching prior for $0 < \gamma < 1$

Let  $Y = \gamma \bar{Y}^{(1)} + (1 - \gamma) \bar{Y}^{(2)}$  and  $Y^\perp = (1 - \gamma)(\bar{Y}^{(1)} - \bar{Y}^{(2)})$ , which are uncorrelated, and therefore independent. We have

$$\begin{aligned} p(y) &= \mathbb{P}(\bar{Y}^{(1)} > t | Y = y) \\ &= \mathbb{P}(Y + Y^\perp > t | Y = y) \\ &= \mathbb{P}(Y^\perp > t - y) \\ &= \mathbb{P}(N(0, n^{-1}(\gamma^{-1} - 1)) > t - y) \\ &= \Phi \left\{ \left( \frac{n}{\gamma^{-1} - 1} \right)^{1/2} (y - t) \right\}. \end{aligned}$$

We also have that

$$\varphi(\theta) = \mathbb{P}_\theta(\bar{Y}^{(1)} > t) = \Phi(n_1^{1/2}(\theta - t)).$$

The definition gives

$$\begin{aligned} \pi_y(\theta) &\propto \frac{1}{\phi(n^{1/2}(y - \theta))} \left\{ \int_y^\infty n(\tilde{y} - \theta) \phi(n^{1/2}(\tilde{y} - \theta)) p(\tilde{y}) d\tilde{y} \right. \\ &\quad \left. - \frac{\varphi'(\theta)}{\varphi(\theta)} \int_y^\infty \phi(n^{1/2}(\tilde{y} - \theta)) p(\tilde{y}) d\tilde{y} \right\}. \end{aligned} \tag{12}$$

Using that

$$\int x \phi(x) \Phi(a + bx) dx = \frac{b}{d} \phi\left(\frac{a}{d}\right) \Phi\left(xt + \frac{ab}{d}\right) - \phi(x) \Phi(a + bx)$$

for any constants  $a$  and  $b$  (see [Owen \(1980\)](#)), where  $d = (1 + b^2)^{1/2}$ , the first integral can be expressed as

$$\begin{aligned} \gamma^{1/2} \phi(n_1^{1/2}(\theta - t)) & \left\{ 1 - \Phi \left\{ \frac{n_1^{1/2}}{(1 - \gamma)^{1/2}} (y - \theta + \gamma(\theta - t)) \right\} \right\} \\ & + \phi(n_1^{1/2}(y - \theta)) \Phi \left\{ \frac{n_1^{1/2}}{(1 - \gamma)^{1/2}} (y - t) \right\}. \end{aligned}$$

Substituting this expression in (12) and reorganising the terms gives the claimed expression.

## C Proof of Lemma 2

We prove the result for the natural parameter  $\theta$  to simplify the notation, but all the steps hold for a generic parameter. Let us write

$$\begin{aligned} & \varphi_{n_1}(\theta) \\ &= \mathbb{P}_\theta \left( \sum_{i=1}^{n_1} s(Y_i) > t_{n_1} \right) \\ &= \mathbb{P}_\theta \left( \frac{n_1^{1/2}}{A''(\theta)^{1/2}} \left\{ n_1^{-1} \sum_{i=1}^{n_1} s(Y_i) - A'(\theta) \right\} > \frac{n_1^{1/2}}{A''(\theta)^{1/2}} \left\{ \frac{t_{n_1}}{n_1} - A'(\theta) \right\} \right) \\ &\equiv \mathbb{P}_\theta \left( \frac{n_1^{1/2}}{A''(\theta)^{1/2}} \left\{ n_1^{-1} \sum_{i=1}^{n_1} s(Y_i) - A'(\theta) \right\} > h_{n_1}(\theta) \right). \end{aligned}$$

By the Berry–Esseen theorem and Jensen’s inequality,

$$|\varphi_{n_1}(\theta) - [1 - \Phi\{h_{n_1}(\theta)\}]| \leq \frac{C \mathbb{E}_\theta [|s(Y_1) - A'(\theta)|^3]}{n_1^{1/2} A''(\theta)^{3/2}} \leq \frac{C A^{(6)}(\theta)^{1/2}}{n_1^{1/2} A''(\theta)^{3/2}}$$

for some positive constant  $C$ . Similarly,

$$\begin{aligned} \tilde{\varphi}_{n_1}(\theta) &= \mathbb{P} \left( N \left( \theta, \frac{1}{n_1 i(\theta)} \right) > (A')^{-1} \left( \frac{t_{n_1}}{n_1} \right) \right) \\ &= \mathbb{P} \left( N(0, 1) > n_1^{1/2} A''(\theta)^{1/2} \left\{ (A')^{-1} \left( \frac{t_{n_1}}{n_1} \right) - \theta \right\} \right) \\ &\equiv \mathbb{P} (N(0, 1) > g_{n_1}(\theta)). \end{aligned}$$

Writing

$$\frac{t_{n_1}}{n_1} - A'(\theta) = A''(x) \left\{ (A')^{-1} \left( \frac{t_{n_1}}{n_1} \right) - \theta \right\},$$

where  $|x - \theta| \leq |(A')^{-1}(n_1^{-1} t_{n_1}) - \theta| = \{n_1 A''(\theta)\}^{-1/2} |g_{n_1}(\theta)|$ , we find that

$$h_{n_1}(\theta) - g_{n_1}(\theta) = \left\{ \frac{A''(x)}{A''(\theta)} - 1 \right\} g_{n_1}(\theta).$$

Now, for any  $M > 0$  and  $\gamma \in (0, 1/4)$ ,

$$\begin{aligned} |\Phi\{h_{n_1}(\theta)\} - \Phi\{g_{n_1}(\theta)\}| &= |\Phi\{h_{n_1}(\theta)\} - \Phi\{g_{n_1}(\theta)\}| \mathbf{1}\{|g_{n_1}(\theta)| \leq M n_1^\gamma\} \\ &\quad + |\Phi\{h_{n_1}(\theta)\} - \Phi\{g_{n_1}(\theta)\}| \mathbf{1}\{|g_{n_1}(\theta)| > M n_1^\gamma\}. \end{aligned}$$

The first term vanishes uniformly in compact sets of  $\theta$ , since

$$|h_{n_1}(\theta) - g_{n_1}(\theta)| \mathbf{1}\{|g_{n_1}(\theta)| \leq Mn_1^\gamma\} \leq \left| \frac{A''(x) - A''(\theta)}{A''(\theta)} \right| \mathbf{1}\{|g_{n_1}(\theta)| \leq Mn_1^\gamma\} Mn_1^\gamma$$

and  $|x - \theta| \leq n_1^{\gamma-1/2} \{A''(\theta)\}^{-1/2} M$ . For the second term, consider the case  $g_{n_1}(\theta) < -Mn_1^\gamma$ . This implies that  $\Phi\{g_{n_1}(\theta)\} < \Phi(-Mn_1^\gamma) = o(1)$  and  $\Phi\{h_{n_1}(\theta)\} < \Phi(-MA''(\theta)^{-1}A''(x)) = o(1)$  uniformly in compact sets of  $\theta$ . An analogous argument can be made for the case  $g_{n_1}(\theta) > Mn_1^\gamma$  to conclude that  $|\Phi\{h_{n_1}(\theta)\} - \Phi\{g_{n_1}(\theta)\}|$ , and therefore  $|\varphi_{n_1}(\theta) - \tilde{\varphi}_{n_1}(\theta)|$  by the previous remark, vanishes uniformly in compact sets of  $\theta$ .

To conclude the proof of the first claim it suffices to show that  $\varphi_{n_1}(\theta_0 + n_1^{-1/2}t)$  is uniformly bounded away from zero in bounded sets of  $t$ . Let  $X_{n_1}(t) = \log f(Y_1, \dots, Y_{n_1}; \theta_0 + n_1^{-1/2}t) - \log f(Y_1, \dots, Y_{n_1}; \theta_0)$  and write

$$\frac{\varphi_{n_1}(\theta_0 + n_1^{-1/2}t)}{\varphi_{n_1}(\theta_0)} = \mathbb{E}_{\theta_0} \left[ e^{X_{n_1}(t)} | S_{n_1} \right] \geq e^{\mathbb{E}_{\theta_0}[X_{n_1}(t) | S_{n_1}]},$$

where  $S_{n_1}$  denotes the selection event, and we have again used Jensen's inequality. It therefore suffices to show boundedness of  $|\mathbb{E}_{\theta_0}[X_{n_1}(t) | S_{n_1}]|$ . Taylor's theorem gives

$$\begin{aligned} \mathbb{E}_{\theta_0}[X_{n_1}(t)] &= n_1^{1/2} t A'(\theta_0) - n_1 \{A(\theta_0 + n_1^{-1/2}t) - A(\theta_0)\} \\ &= t \varepsilon_1 A''(\theta_0 + n_1^{-1/2} \varepsilon_2), \end{aligned}$$

where  $|\varepsilon_i| \leq t$  for  $i = 1, 2$ . Also,  $\text{Var}_{\theta_0}(X_{n_1}(t)) = t^2 A''(\theta_0)$ . These two facts, combined with the assumption that  $\varphi_{n_1}(\theta_0)$  is bounded away from zero, imply the result, since

$$\begin{aligned} &|\mathbb{E}_{\theta_0}[X_{n_1}(t) | S_{n_1}] - \mathbb{E}_{\theta_0}[X_{n_1}(t)]| \\ &= |\mathbb{E}_{\theta_0}[X_{n_1}(t) - \mathbb{E}_{\theta_0}[X_{n_1}(t)] | S_{n_1}]| \\ &= \frac{|\mathbb{E}_{\theta_0}[\{X_{n_1}(t) - \mathbb{E}_{\theta_0}[X_{n_1}(t)]\} \mathbf{1}(\sum_{i=1}^{n_1} s(Y_i) > t_{n_1})]|}{\varphi_{n_1}(\theta_0)} \\ &\leq \frac{\mathbb{E}_{\theta_0}[|X_{n_1}(t) - \mathbb{E}_{\theta_0}[X_{n_1}(t)]|]}{\varphi_{n_1}(\theta_0)} \\ &\leq \frac{\text{Var}_{\theta_0}(X_{n_1}(t))^{1/2}}{\varphi_{n_1}(\theta_0)}. \end{aligned}$$

To prove the last claim we need to show that  $\mathbb{P}_{\theta_0}(\hat{\theta}_1 \leq x | \hat{\theta}_1 > a_{n_1}) - G_{n_1}(x)$  converges uniformly to zero, where  $a_{n_1} = (A')^{-1}(n_1^{-1}t_{n_1})$ . This is true because  $\mathbb{P}_{\theta_0}(a_{n_1} < \hat{\theta}_1 \leq x) - \mathbb{P}(a_{n_1} < N(\theta_0, (n_1 i(\theta_0))^{-1}) \leq x)$  converges uniformly to zero, which holds because the distribution functions of  $n_1^{1/2}(\hat{\theta}_1 - \theta_0)$  converge uniformly to the standard normal distribution function in the non-selective model, and because  $\varphi_{n_1}(\theta_0) - \tilde{\varphi}_{n_1}(\theta_0) \rightarrow 0$ , which we have just shown.



## D Exponential model simulation

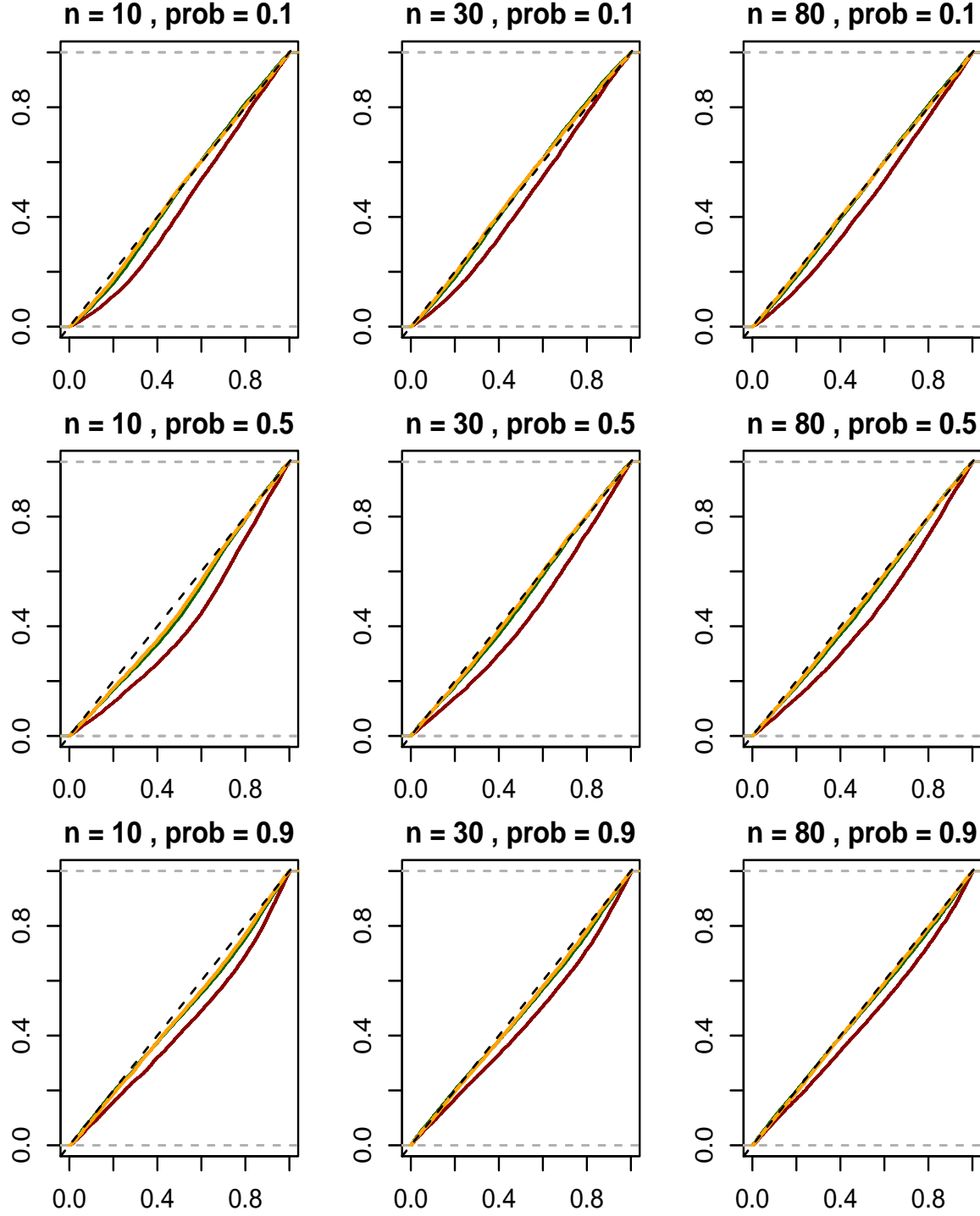


Figure 5: Exponential model results (example 4.1). Coverage of the interval  $(-\infty, \Pi^{-1}(\alpha|Y_1, \dots, Y_n)]$  as a function of  $\alpha$  for the non-selective Jeffreys prior (red), the probability-matching prior (orange), and the selective Jeffreys prior (green). The orange lines partially overlap the green ones.

## E Inverse Gaussian simulation

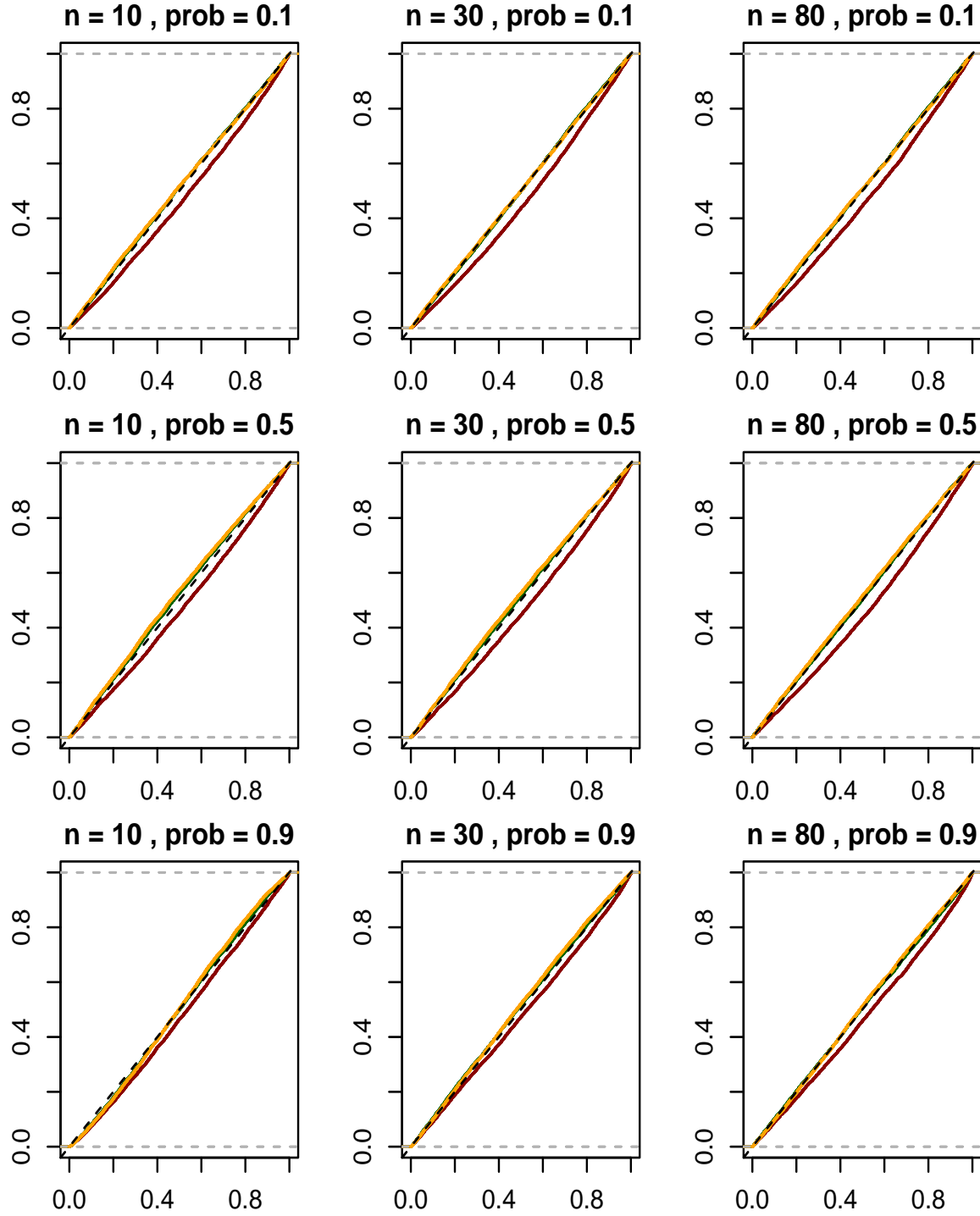


Figure 6: Inverse Gaussian model results (example 4.2). Coverage of the interval  $(-\infty, \Pi^{-1}(\alpha|Y_1, \dots, Y_n)]$  as a function of  $\alpha$  for the non-selective Jeffreys prior (red), the probability-matching prior (orange), and the selective Jeffreys prior (green). The orange lines partially overlap the green ones.