

# Extension of JPEG XS for Two-Layer Lossless Coding

Hiroyuki KOBAYASHI

Tokyo Metropolitan College of Industrial Technology,  
Email: hkob@metro-cit.ac.jp

Hitoshi KIYA

Tokyo Metropolitan University  
Email: kiya@tmu.ac.jp

## ABSTRACT

A two-layer lossless image coding method compatible with JPEG XS is proposed. JPEG XS is a new international standard for still image coding that has the characteristics of very low latency and very low complexity. However, it does not support lossless coding, although it can achieve visual lossless coding. The proposed method has a two-layer structure similar to JPEG XT, which consists of JPEG XS coding and a lossless coding method. As a result, it enables us to losslessly restore original images, while maintaining compatibility with JPEG XS.

**Index Terms**—JPEG XS, lossless coding, two-layer coding

## I. INTRODUCTION

JPEG XS was standardized as a new still image coding method [1]. This standard is also expected to be applied to videos, and enables us to compress images with low latency and low complexity. The coding aims to realize visual lossless quality, so it is not guaranteed to achieve lossless coding.

There are many applications that require lossless coding, such as medical images, and master data of the cinema and TV programs. In addition, lossless coding allows us to combine coding with other technologies such as data hiding and encryption [2], [3]. Although numerous encodings such as JPEG-LS [4], JPEG 2000 [5], and JPEG XR [6] have been standardized for supporting lossless coding, conventional encoding methods have not considered the features of low latency and low cost that JPEG XS has.

Two-layer codings have been researched as a method of combining the characteristics of several codings [7]–[16]. JPEG XT is a two-layer coding that uses JPEG as the first base layer in consideration of the compatibility with past JPEG decoders. The second extension layer holds the residual image between the original image and the base layer decoded image. In addition, JPEG XT Part 8 [17], which is the extension of JPEG XT, encodes the difference information losslessly. As a result, losslessness of the bitstream can be realized.

Because of such a situation, we propose extending JPEG XS for supporting lossless coding, while maintaining the features of JPEG XS. The extended coding has a two-layer structure, where the first layer, called base layer corresponds to the JPEG XS coding, and the second one, called extension layer is used for compressing residual data between an original image and the decoded image from the base layer. This two-layer

TABLE I  
BITRATES OF LOSSLESS CODING

Image	JPEG XS	JPEG 2000	JPEG LS	JPEG XR
lena(24[bits])	22.0	13.62	13.57	14.10
Moss(30[bits])	Not realized	19.19	20.86	23.74
Moss(36[bits])	Not realized	26.30	25.55	26.67

structure has been inspired by JPEG XT Part 8 [17] and its extension [13]. The proposed coding is compatible with JPEG XS. In an experiment, the proposed coding is demonstrated not only to have compatibility with JPEG XS, but also to achieve lossless coding.

## II. JPEG XS

JPEG XS is a new standard for still image coding [1]. This standard is intended for low latency and low complexity encoding, and is expected to be applied to moving picture coding in which each frame is regarded as an independent still image. JPEG XS aims at encoding at a compression ratio of about 1/2 to 1/10 while maintaining visual lossless image quality, not improving the compression ratio for low bitrates.

The JPEG XS encoding uses the wavelet transform that is also used in JPEG 2000. However, the processing in the vertical direction is suppressed to a few lines, thereby realizing low latency and low complexity in encoding and decoding. Furthermore, since there is no frame buffer for the entire image, it can be implemented at low cost.

JPEG XS supports visual lossless coding, but does not support lossless one. Table I shows examples of lossless coding for JPEG2000, JPEG LS, JPEG XR and JPEG XS. In the table, image ‘lena’ was losslessly compressed by JPEG XS, but the image ‘Moss’ was not done. In contrast, other compression methods losslessly compressed all images.

## III. PROPOSED METHOD

As mentioned above, JPEG XS can not encode images losslessly. Therefore, we consider two-layer coding that consists of a base layer and an extension layer. Figure 1(a) shows the encoder structure of the proposed lossless two-layer coding for  $N$ -bit-images. The coding-path for generating the base layer is backward compatible with JPEG XS. For the extension layer, the residual image  $R(x, y)$  is generated by calculating the difference between decoded base layer image  $P'(x, y)$  and the original image  $P(x, y)$  as

$$R(x, y) = P(x, y) - P'(x, y). \quad (1)$$

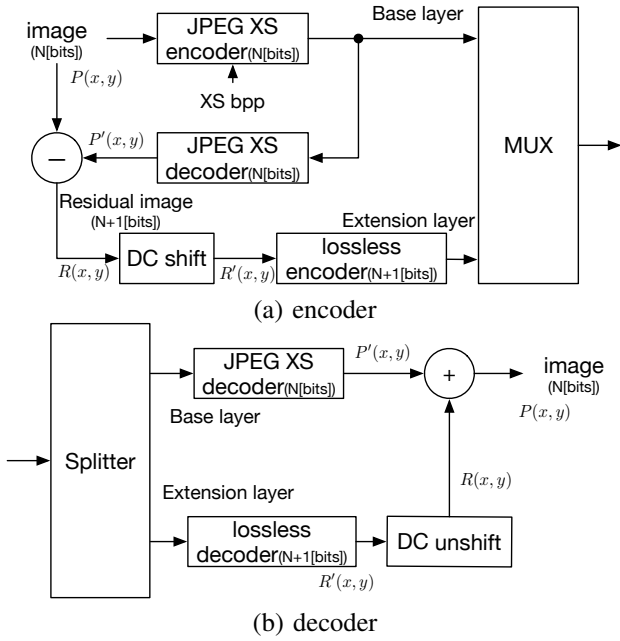


Fig. 1. Block diagram of proposed method

The residual data  $R(x, y)$  include negative values, but lossless image compression methods do not support image with negative pixel values in general. Therefore, all pixel values in  $R(x, y)$  are shifted by the DC shift operation as

$$R'(x, y) = R(x, y) + 2^N - 1, \quad (2)$$

where  $R'(x, y)$  is expressed by using  $N + 1$  bits. After the DC shifting operation,  $R'(x, y)$  is encoded by using a lossless encoder such as JPEG-LS, JPEG 2000, and JPEG XR.

Figure 1(b) shows the decoder structure of the proposed method. Bitstreams of the base layer are decoded by JPEG XS and ones of the extension layer are decoded by a lossless decoder. A residual image is reconstructed from the decoded image by using the DC inverse-shift operation, and is added to an image from the base layer. Since the residual image is decoded losslessly, the final output image is also perfectly reconstructed.

#### IV. EXPERIMENTAL RESULTS

The compression performance of the proposed method was compared with two one-layer lossless codings: JPEG-LS and JPEG 2000. In the experiment, the reference softwares provided by the JPEG committee were used. Six 2K images with a depth of 30 bits and six 4K images with a depth of 36 bits provided from the Institute of Image Information and Television Engineers (ITE) [18] were used in this experiment. Figure 2 shows the six thumbnail images of 2K and 4K images and Fig.3 shows the file formats for 2K and 4K images. The 6 MSB bits in the 2K images and 4 MSB bits in the 4K images are filled with zero bits. In this paper, the six images are classified into two sets for convenience. Set 1 has ‘MusicBox’, ‘StainedGlass’ and ‘Sea’, and Set 2 has ‘Books’, ‘Moss’, and ‘ChromaKey’.



Fig. 2. Test images

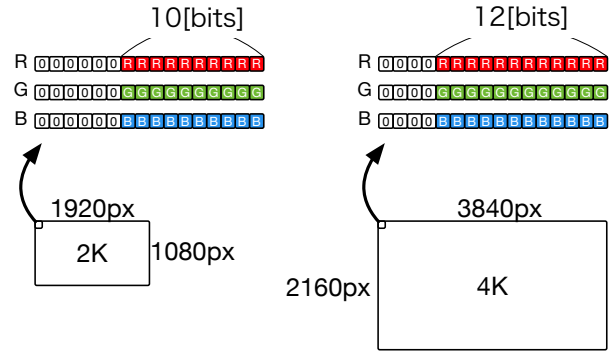


Fig. 3. File formats

##### A. JPEG XS image quality

At first, the quality of base-layer images, which are produced from base layer bitstreams by using the JPEG XS decoder, is addressed. Figure 4 shows rate distortion curves of reconstructed base-layer images.

For all images, PSNR values saturated at a certain PSNR value. In other words, all images were not compressed losslessly, even when bitrate values increased. In particular, image ‘Books’ saturated at 4[bpp] in 2K images and at 6[bpp] in 4K images.

##### B. Total bitrates of two-layer coding with JPEG 2000

Figure 5 shows total bitrates of the proposed two-layer coding under various bitrates of JPEG XS, where zero value in the horizontal axis corresponds to lossless coding without the base layer. From the results, the proposed coding was demonstrated to achieve lossless coding under all conditions. Besides, the total bitrate values increase, compared with those of using only JPEG 2000 without the two-layers structure.

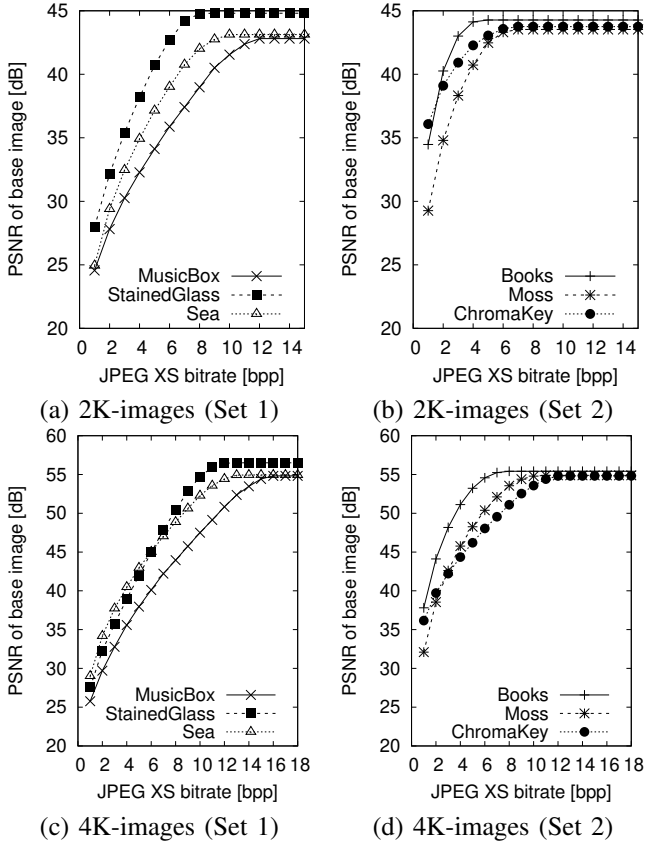


Fig. 4. Rate distortion curves of JPEG XS

### C. Comparison of lossless coders

The proposed two-layer coding allows us to use an arbitrary lossless encoder. Compared with JPEG 2000, JPEG-LS has low-delay and low-complexity. The two-layer coding with JPEG-LS was compared with that with JPEG 2000 in terms of compression performance.

Figure 6 shows the difference between total bitrate values of the two-layer coding with JPEG 2000 and those of with JPEG-LS. From the figure, JPEG 2000 provided higher compression performance than with JPEG-LS. In particular, when the bitrate value of JPEG XS was larger, the difference between them was larger.

## V. CONCLUSIONS

We proposed a novel two-layer lossless coding method with backward compatibility to JPEG XS. In the proposed coding, JPEG XS is used as the base layer, and the difference between an original image and the base layer image is encoded in the extension layer by using an arbitrary lossless encoder. In the experiment, the proposed method was confirmed to achieve lossless coding under all conditions. The difference between with JPEG 2000 and with JPEG-XS was also compared.

## REFERENCES

- [1] "Information technology JPEG XS low-latency lightweight image coding system Part 1," ISO/IEC 21122-1:2019, 2019.
- [2] M. Fujiyoshi, S. Sato, H. L. Jin, and H. Kiya, "A location-map free reversible data hiding method using block-based single parameter," *Proceedings - International Conference on Image Processing, ICIP*, vol. 3, pp. 257–260, 2006.

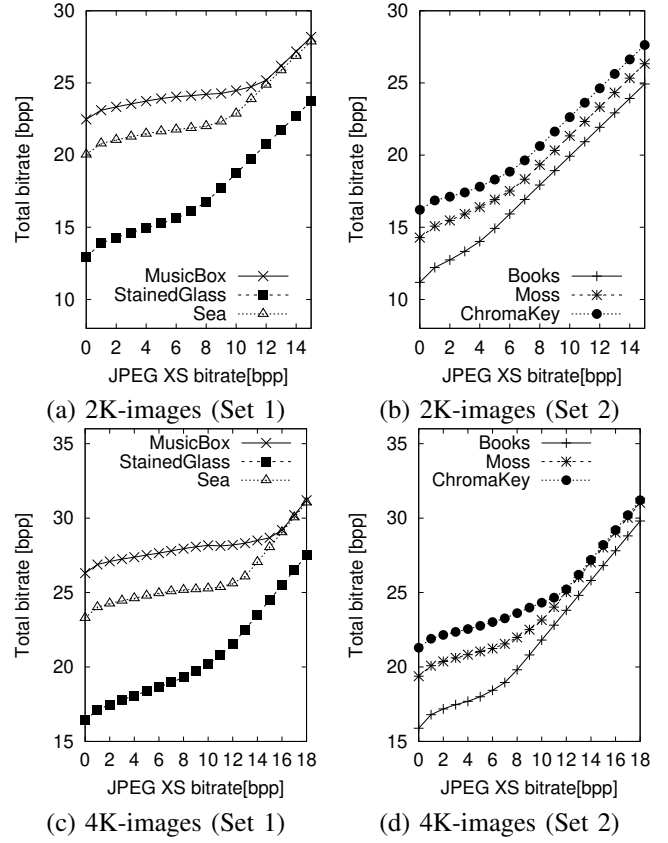
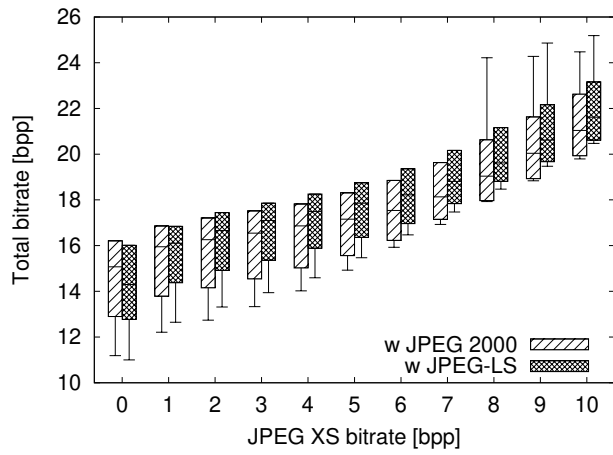
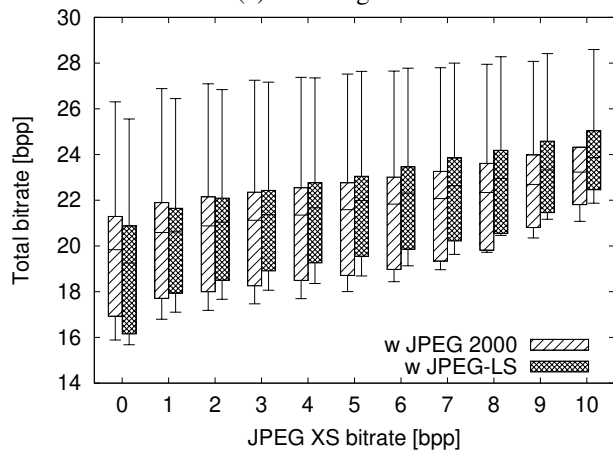


Fig. 5. Total bitrates of proposed coding with JPEG 2000

- [3] K. Kurihara, S. Imaizumi, S. Shiota, and H. Kiya, "An Encryption-then-Compression System for Lossless Image Compression Standards," *IEICE Transactions on Information and Systems*, vol. E100.D, no. 1, pp. 52–56, 2017.
- [4] "Information technology Lossless and near-lossless compression of continuous-tone still images: Baseline Part 1," ISO/IEC 14495-1:1999, 1999.
- [5] "Information technology — JPEG 2000 image coding system — Part 1: Core coding system," International Standard ISO/IEC IS-15444-1, dec 2000.
- [6] "Information technology — JPEG XR image coding system — Part 1: System architecture," ISO/IEC TR-29199-1, jul 2011.
- [7] M. Iwahashi and H. Kiya, "Efficient lossless bit depth scalable coding for HDR images," in *Proceedings of The 2012 Asia Pacific Signal and Information Processing Association Annual Summit and Conference*, dec 2012, pp. 1–4.
- [8] M. Iwahashi, H. Kobayashi, and H. Kiya, "Lossy compression of sparse histogram image," in *Proc. IEEE Int. Conf. on Acoustics, Speech and Signal Processing*, mar 2012, pp. 1361–1364, IEEE.
- [9] Sehoon Yea and W. Pearlman, "A wavelet-based two-stage near-lossless coder," in *Proc. IEEE Int. Conf. on Image Processing*, 2004, vol. 4, pp. 2503–2506, IEEE.
- [10] M. Okuda and N. Adami, "Two-layer coding algorithm for high dynamic range images based on luminance compensation," *Journal of Visual Communication and Image Representation*, vol. 18, no. 5, pp. 377–386, oct 2007.
- [11] M. Iwahashi and H. Kiya, "Two layer lossless coding of HDR images," in *Proc. IEEE Int. Conf. on Acoustics, Speech and Signal Processing*, may 2013, pp. 1340–1344.
- [12] "Information technology — Scalable compression and coding of continuous-tone still images — Part 1: Scalable compression and coding of continuous-tone still images," ISO/IEC 18477-1, 2015.
- [13] O. Watanabe, H. Kobayashi, and H. Kiya, "Two-layer Lossless HDR Coding considering Histogram Sparseness with Backward Compatibility to JPEG," in *Picture Coding Symposium (PCS)*, jun 2018, pp. 11–15.
- [14] H. Kobayashi, O. Watanabe, and H. Kiya, "Two-Layer Near-Lossless HDR Coding Using Zero-Skip Quantization with Backward Compati-



(a) 2K-images



(b) 4K-images

Fig. 6. Boxplot of total bitrates of the proposed coding with JPEG 2000 / JPEG-LS

bility to JPEG,” *IEICE Transactions on Fundamentals of Electronics, Communications and Computer Sciences*, vol. E102.A, no. 12, pp. 1842–1848, 2019.

- [15] H. Kobayashi, O. Watanabe, and H. Kiya, “Two-Layer Near-Lossless HDR Coding with Backward Compatibility to JPEG,” *Proceedings - International Conference on Image Processing, ICIP*, pp. 3547–3551, 2019.
- [16] H. Kobayashi and H. Kiya, “Performance evaluation of two-layer lossless HDR coding using histogram packing technique under various tone-mapping operators,” *2019 IEEE 8th Global Conference on Consumer Electronics, GCCE 2019*, pp. 359–360, 2019.
- [17] “Information technology — Scalable compression and coding of continuous-tone still images – Part 8: Lossless and near-lossless coding,” *ISO/IEC 18477-8*, 2016.
- [18] ITE, “Ultra-High Definition/Wide-Color-Gamut Standard Test Images,” <https://www.ite.or.jp/content/chart/uhdvt/>, 2014.