

Low Scale String Theory Benchmarks for Hidden Photon Dark Matter Interpretations of the XENON1T Anomaly

Athanasios Karozas^{a 1}, Stephen F. King^{b 2}, George K. Leontaris^{a 3}, Dimitrios K. Papoulias^{a 4}

^a *Physics Department, University of Ioannina,
45110, Ioannina, Greece*

^b *School of Physics and Astronomy, University of Southampton,
SO17 1BJ, Southampton, U.K.*

Abstract

An excess of low-energy electronic recoil events over known backgrounds was recently observed in the XENON1T detector, where 285 events are observed compared to an expected 232 ± 15 events from the background-only fit to the data in the energy range 1 – 7 keV. This could be due to the beta decay of an unexpected tritium component, or possibly to new physics. One plausible new physics explanation for the excess is absorption of hidden photon dark matter relics with mass around 2.8 keV and kinetic mixing of about 10^{-15} , which can also explain cooling excesses in HB stars. Such small gauge boson masses and couplings can naturally arise from Type IIB low scale string theory. We provide a fit of the XENON1T excess in terms of a minimal low scale Type IIB string theory parameter space and present some benchmark points which provide a good fit to the data.

¹E-mail: akarozas@uoi.gr; <https://orcid.org/0000-0002-1453-1086>

²E-mail: king@soton.ac.uk; <https://orcid.org/0000-0002-4351-7507>

³E-mail: leonta@uoi.gr; <https://orcid.org/0000-0002-0653-5271>

⁴E-mail: d.papoulias@uoi.gr; <https://orcid.org/0000-0003-0453-8492>

1 Introduction

The XENON Collaboration has reported an excess of low-energy electronic recoil events over known backgrounds in the XENON1T detector, where 285 events are observed compared to an expected 232 ± 15 events from the background-only fit to the data in the energy range 1 – 7 keV [1]. This could be due to the beta decay of an unexpected tritium component, or possibly to new physics. The latter possibility has led to a plethora of theory papers [2–21] which attempt to explain the XENON1T excess as due to a new particle. Most of the explanations involve the absorption of a new light weakly interacting bosonic dark matter (DM) relic, for example Axion Like Particles (ALPs) with spin zero, new gauge bosons Z' , which couple directly (but weakly) to fermions, or hidden photons (also known as dark photons or paraphotons) which interact only via gauge kinetic mixing. However there is a general issue among all the DM models which have been proposed to explain the XENON1T excess, namely how to achieve the observed DM relic density of $\Omega_{DM} h^2 = 0.12$, which can be addressed in various ways. We shall not discuss that issue further here, but just assume that a suitable (possibly multi-component) relic density can be achieved by one of the proposed mechanisms discussed in the literature [2–21].

Turning to the different scenarios, there are reasons why the hidden photon explanation may be favoured over either the ALP or the Z' models. To begin with, ALPS with a sufficient electron coupling, $g_{ae} = (5 - 7) \times 10^{-14}$, to explain the XENON1T signal, need to have extremely suppressed couplings to photons to accommodate constraints from X-ray searches [22]. Even for ALPs with a negligible coupling to photons, the electron coupling that fits the XENON1T result is outside of the 2σ region preferred by the stellar cooling anomalies. In the case of Z' , it may require a zero coupling to lepton doublets in order to suppress the coupling to neutrinos and so allow a sufficiently long-lived dark matter candidate [21]. By contrast, the hidden photon, whose gauge kinetic term mixes with the hypercharge generator will automatically have couplings to neutrinos suppressed by powers of the ratio of the dark photon mass to the Z mass, making the hidden photon practically stable. In addition, a hidden photon dark matter relic with the mass around 2.8 keV and a kinetic mixing of about 10^{-15} can not only explain the XENON1T excess but can also explain cooling excesses in HB stars [9,23], while satisfying the astrophysical constraints. By contrast, ALPs are less well suited for simultaneously explaining the XENON1T excess and the stellar cooling anomaly for the best fit region [4], although the agreement is improved if the ALPs only constitute only a sub-dominant component of dark matter [20]. For all these reasons the hidden photon interpretation of the XENON1T excess seems to be very plausible.

It is well known that small gauge boson masses and kinetic mixings can naturally arise from low scale string theory [24–29], and a survey of possible string origins of such parameters consistent with the XENON1T excess has recently been made [30]. As mentioned above, an explanation of the XENON1T excess through a hidden photon requires a mass in the scale of order a keV with corresponding gauge coupling $g_X \sim 10^{-15} - 10^{-16}$. In D -brane constructions the hidden photon mass and its corresponding gauge coupling is controlled by the dynamics of the background theory. However, the authors in [30], starting from a Type-I string theory background have shown that obtaining such small values of masses and couplings for a directly coupling Z' is challenging. However they showed that small kinetic mixing (also discussed in [31]) may be possible in string theory, which provides further theoretical motivation for the hidden photon explanation of the XENON1T excess.

In this note we shall focus primarily on the well motivated hidden photon explanation of the XENON1T excess, and show how it may originate from low scale Type-IIB string theory. We then provide a fit of the XENON1T excess in terms of a minimal low scale Type-IIB string theory parameter space and present some benchmark points which provide a good fit to the data. The remainder of the note is organised as follows. In section 2 we review the idea of hidden photons.

In section 3 we discuss how Type-IIB string theory can describe hidden photon with parameters in the desired range. In section 4 we provide a fit of the XENON1T excess in terms of the parameters of minimal low scale Type-IIB string theory and present some benchmark points which provide a good fit to the data. Finally section 5 concludes the paper. In Appendix A we provide some additional string theory motivation for weakly coupled gauge boson and hidden photons.

2 Hidden photons

Hidden photons (also known as dark photons or paraphotons) [32–35] are defined to be the vector boson of an extra gauged $U(1)_X$ under which no Standard Model (SM) particle carries charge. The only coupling to the SM is via gauge kinetic mixing with hypercharge $U(1)_Y$ [33]. Below the electroweak symmetry breaking scale, the mixing is with the QED $U(1)_Q$ gauge kinetic term,

$$\mathcal{L} = -\frac{1}{4}(F^{\mu\nu})^2 - \frac{1}{4}(X^{\mu\nu})^2 - \frac{1}{2}\varepsilon F^{\mu\nu} X_{\mu\nu} - \frac{1}{2}m_X^2(X^\mu)^2 - j^\mu A_\mu. \quad (2.1)$$

where the photon field A^μ has field strength $F^{\mu\nu}$, the hidden photon field X^μ has field strength $X^{\mu\nu}$, the explicit mass term m_X for the hidden photon can emerge from a Higgs or Stückelberg mechanism, and j^μ represents interactions between the SM particles and the ordinary photon.

After expressing the photon and dark photon fields in a canonically normalized kinetic basis, the two canonically normalized fields are no longer mass diagonal, and the mass matrix needs to be diagonalized. After diagonalizing the mass matrix one arrives at two mass eigenstates, the massless photon γ_1 and the massive dark photon γ_2 , which are different from the original fields A^μ and X^μ , the main difference being that the redefined dark photon has now very small couplings to charged particles. The effect of all this can be thought of as a field redefinition $A^\mu \rightarrow A^\mu - \varepsilon X^\mu$, in which the kinetic mixing term has been traded for a direct interaction of the hidden photon with the electrically charged SM particles $j^\mu A_\mu \rightarrow j^\mu(A^\mu - \varepsilon X^\mu)$, so the interaction with electrons has a strength εe , where e is the electromagnetic charge. Since the hidden photon originates from a hypercharge mixing, it will also mix with the Z boson of the SM. However such mixing effects are in practice negligible, being suppressed by powers of the ratio of masses m_X/M_Z . Thus for example, the decay of the hidden photon into neutrinos, via Z boson mixing, will be highly suppressed.

In order to explain the XENON1T excess we need keV mass hidden photons with very small kinetic mixings of the order of $\varepsilon \sim 10^{-15}$. There is a large literature of string theory explanations for such small masses and kinetic mixings [27, 28, 36–52]. In the next section we shall develop the discussion recently provided in [30, 31], where we will see that, starting from the general considerations of a weakly coupled (dark) gauge boson which couples directly, we are led to consider hidden photons which couple only through the small gauge kinetic mixing in order to account for the XENON1T excess.

3 Low Scale Type-IIB String Theory

Consider a ten-dimensional Type-IIB theory compactified on a six-dimensional space of volume V_6 . The reduced Planck mass M_P , the string scale M_s , the string coupling g_s and the internal volume V_6 are connected through the relation [31]

$$M_P^2 = \frac{V_6 M_s^8}{(2\pi)^7 g_s^2}. \quad (3.1)$$

If the extra (dark) gauge boson resides on a $D(3+\delta)$ brane that wraps a δ -cycle with volume V_δ , then the corresponding gauge coupling is given by [30]

$$g_X^2 = \frac{(2\pi)^{\delta+1} g_s}{V_\delta M_s^\delta}. \quad (3.2)$$

Assume that d of the six extra dimensions are large, with a common radius R and the remaining (6-d) dimensions have a radius $\sim (1/M_s)$. If also the δ -cycle dimensions are subspace of the d large dimensions, then we have that:

$$V_6 = (2\pi R)^d (2\pi M_s^{-1})^{6-d}, \quad V_\delta = (2\pi R)^\delta. \quad (3.3)$$

Replacing the volumes V_6 and V_δ above in Equations (3.1) and (3.2) respectively and combining them in order to eliminate the radius R we find that:

$$g_X^2 = 2\pi g_s \left(\frac{1}{2\pi g_s^2} \right)^{\frac{\delta}{d}} \left(\frac{M_s}{M_P} \right)^{\frac{2\delta}{d}}. \quad (3.4)$$

Note that, a very small gauge coupling ($g_X \ll 1$) can be achieved either for a low string scale M_s or for a small string coupling g_s . In the first case, minimal values for g_X requires maximum δ . Then, for $\delta = d$ Eq. (3.4) simplifies to

$$g_X^2 = \frac{1}{g_s} \left(\frac{M_s}{M_P} \right)^2 \quad (3.5)$$

and for $g_s = 0.01 - 0.2$ with M_s varying¹ from 10 TeV to 10^3 TeV we obtain $10^{-14} \lesssim g_X \lesssim 4.2 \times 10^{-12}$. Although weakly coupled, such a gauge coupling is not yet small enough in order to explain the observed excess in XENON1T, which would require a gauge coupling $g_X \sim 10^{-15} - 10^{-16}$.

Concerning the mass m_X of the dark photon, this can be generated through a Higgs mechanism². Its mass will be $m_X = g_X v_X$ where v_X is the vacuum expectation value of the Higgs field responsible for the breaking of the extra $U(1)_X$ symmetry. Assuming $v_X \sim M_s$ and $\delta = d$ we obtain

$$m_X = \sqrt{\frac{1}{g_s}} \left(\frac{M_s^2}{M_P} \right) \quad (3.6)$$

which varies from 0.13 eV to 0.42 eV for $g_s = 0.2$ to $g_s = 0.01$ and $M_s = 10$ TeV. Higher values for the dark photon mass can be achieved by increasing the value of M_s which at the same time increases the value of g_X . This is shown in Fig. 1 where we contour plot the dark photon mass m_X and the gauge coupling g_s in the (M_s, g_s) plane. As we observe, for m_X in the range of few keV's the corresponding gauge coupling receives values, $g_X \sim \mathcal{O}(10^{-12})$. We see that, while m_X has the appropriate keV value, g_X is not small enough in order to accommodate the XENON1T results. Further suppression, however, might be possible through mixing effects in D-brane configurations with additional hidden $U(1)$'s.

Another well motivated possibility of interest to explaining the XENON1T results, is the hidden photon scenario. This corresponds to the case where the extra $U(1)_X$ gauge bosons do not couple directly to the SM states but are only allowed to couple through the kinetic mixing

¹Collider searches put the bound $M_s \gtrsim 8$ TeV [53].

²An alternative scenario is that the extra $U(1)$ gauge field becomes massive through a Stueckelberg mechanism.

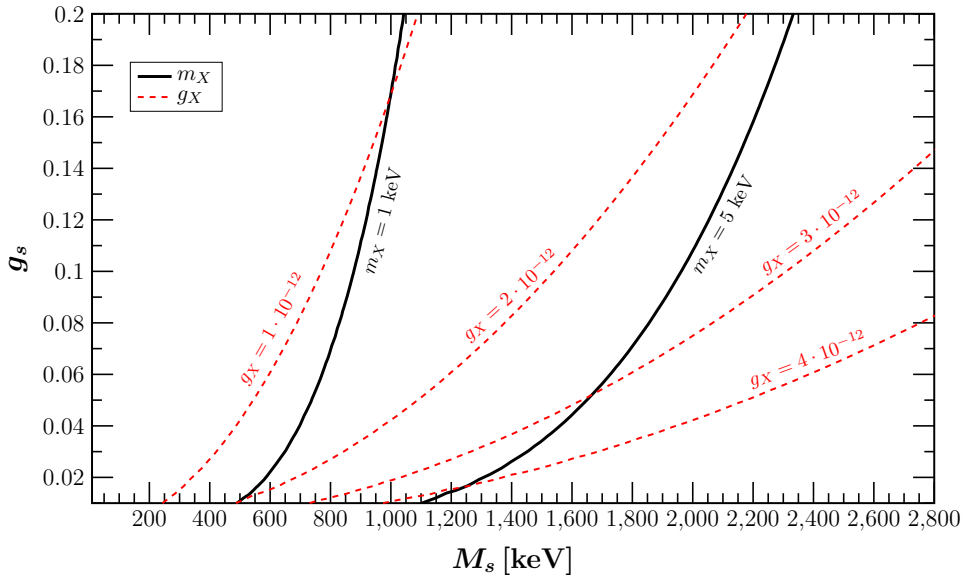


Figure 1: Contours of m_X and g_X in the (M_s, g_s) plane. For a dark gauge boson mass in the range of 1–5 keV one has $g_X \sim \mathcal{O}(10^{-12})$.

with hypercharge $U(1)_Y$, as discussed in the previous section. Here we shall assume that the kinetic mixing parameter ε in Eq. (2.1) is generated by loops of states with masses m_i carrying charges q_i, q_i^X under the two $U(1)$'s, as follows:

$$\varepsilon = \frac{eg_X}{16\pi^2} \sum_i q_i q_i^X \ln \frac{m_i^2}{\mu^2} \equiv \frac{eg_X}{16\pi^2} C_{\text{Log}} \quad (3.7)$$

where μ is the renormalization scale. The effective coupling to electrons discussed in the previous section is then identified as :

$$g_{X,\text{eff}} = \varepsilon e = \frac{\alpha_{em} g_X}{4\pi} C_{\text{Log}}, \quad (3.8)$$

with $\alpha_{em} = e^2/4\pi$ being the fine structure constant. Note that, the parameter C_{Log} is model dependent, however, partial cancellations can occur leading to large suppressions in the effective coupling $g_{X,\text{eff}}$.³

In the next section, using the effective gauge coupling given above and the dark photon mass given by Equation (3.6) we interpret the XENON1T excess in the parameter space of M_s, g_s and C_{Log} . A discussion on how models with weakly coupled gauge bosons or hidden photons can be constructed in the framework of intersecting branes is given in Appendix A.

4 Fit to the XENON1T signal

Hidden photons couple with electrons in the same way as photons up to a suppression factor $g_{X,\text{eff}}$. Then, the dark photon rate at the XENON1T detector can be expressed as [54]

$$N = \mathcal{E} N_T g_{X,\text{eff}}^2 \frac{\rho_{\text{DM}}}{m_X m_N} \sigma_{\text{pe}}, \quad (4.1)$$

³For a detailed analysis in connection with the weak gravity conjecture we refer to [31].

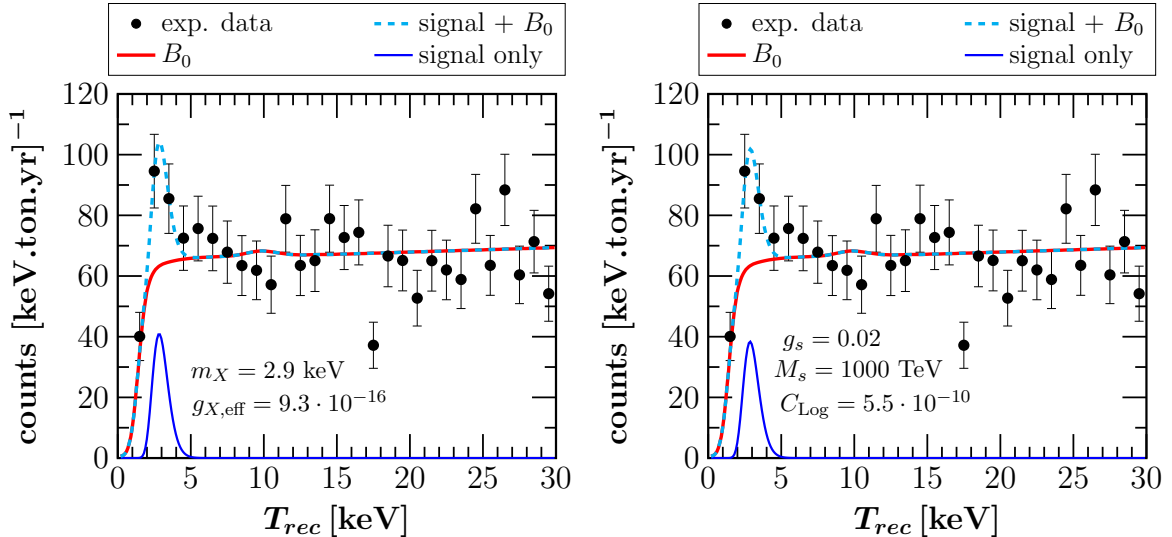


Figure 2: **Left:** Expected number of events in the presence of dark photon DM scattering at XENON1T assuming the effective parameters $m_X = 2.9$ and $g_{X,\text{eff}} = 9.3 \cdot 10^{-16}$. **Right:** Same as left but assuming the string parameters $g_s = 0.02$ and $M_s = 1000$ TeV and $C_{\text{Log}} = 5.5 \times 10^{-10}$. A comparison with the observed signal is also given.

where $\mathcal{E} = 0.65$ ton.yr and N_T represent the exposure and the number of atomic targets per ton at the detector, while the dark photon mass m_X and the gauge coupling $g_{x,\text{eff}}$ are given in terms of the string parameters according to Eqs.(3.6) and (3.8), respectively. Here, $\rho_{\text{DM}} = 0.3$ GeVcm $^{-3}$ is the DM density, $m_{\mathcal{N}}$ denotes the nuclear mass, while σ_{pe} represents the SM photoelectric cross section evaluated at $E_\gamma = m_X$. The latter accounts for the absorption of an ordinary photon by the target atoms. Due to the finite energy resolution of the XENON1T detector, the observed signal will be recorded as a function of the reconstructed recoil energy T_{rec} through a convolution of the monochromatic rate given in Eq.(4.1) with the smearing function $\mathcal{G}(T_{\text{rec}}, m_X)$ and the detector efficiency $\mathcal{A}(T_{\text{rec}})$, as

$$\frac{dN}{dT_{\text{rec}}} = \mathcal{A}(T_{\text{rec}})\mathcal{G}(T_{\text{rec}}, m_X)N, \quad (4.2)$$

where, $\mathcal{G}(T_{\text{rec}}, m_X)$ is approximated by a normalized Gaussian function with [55] :

$$\sigma/T_{\text{rec}} = 0.3171/\sqrt{T_{\text{rec}}[\text{keV}]} + 0.0015.$$

The presence of a dark photon leads to a signal enhancement at 1–4 keV recoil energy that may explain the low energy excess events observed at XENON1T. The left panel of Fig. 2 illustrates the expected event spectrum evaluated under the assumption of effective parameters for describing the dark photon mass and kinetic mixing coupling, while the obtained results are compared to recent the XENON1T data and the background B_0 . In agreement with previous estimates [11], our best fit (see below) implies that a very tiny coupling $g_{X,\text{eff}} = 9.3 \cdot 10^{-16}$ and a dark photon mass of $m_X = 2.9$ keV fit nicely the data. Then, we are interested to explore the prospect of interpreting the XENON1T anomaly in terms of the Low String Scale model described above. The right panel of Fig. 2 shows the corresponding expected recoil spectrum by assuming the benchmark values $g_s = 0.02$ and $M_s = 1000$ TeV and $C_{\text{Log}} = 5.5 \times 10^{-10}$. Evidently, the absorption of dark photons by the atomic nuclei of the XENON1T detector is sufficient to produce a low-energy bump even for tiny couplings and hence being free of any tension with other known constraints [9].

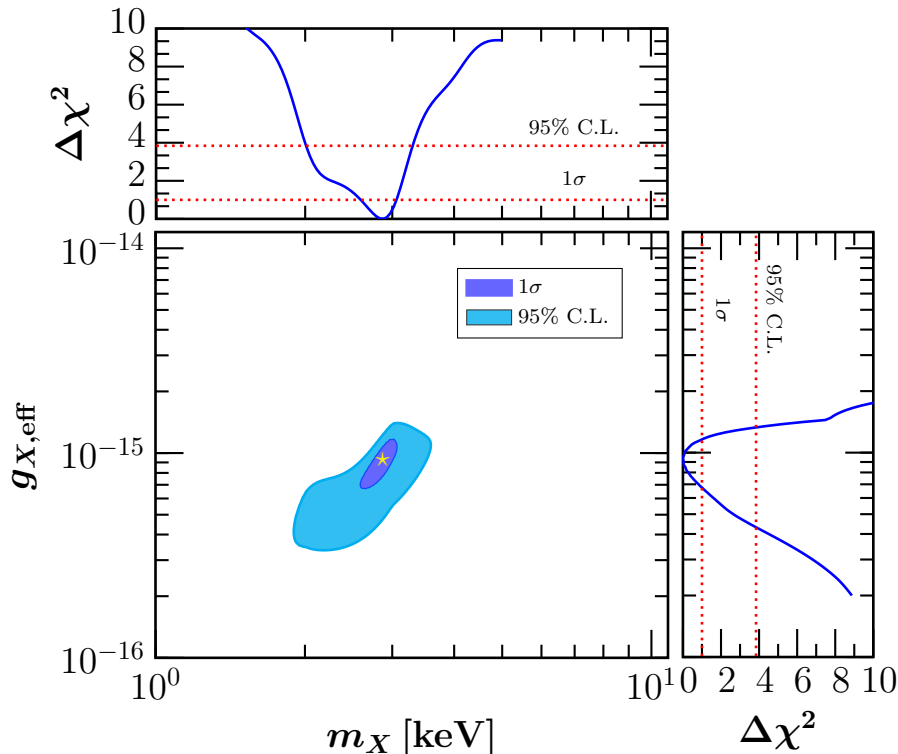


Figure 3: Sensitivity contours in the $(m_X, g_{X,\text{eff}})$ parameter space at 1σ and 95% C.L. from the analysis of XENON1T data. The best fit point is also shown. $\Delta\chi^2$ profiles as a function of the effective dark photon mass and the effective coupling are also shown.

We are therefore motivated to perform a spectral fit based on the χ^2 function [2]

$$\chi^2(g_s, M_s, C_{\text{Log}}) = \sum_{i=1}^{29} \frac{1}{\sigma_i^2} \left(\frac{dN_{\text{obs}}^i}{dT_{\text{rec}}} - \frac{dN_{\text{th}}^i}{dT_{\text{rec}}} \right)^2, \quad (4.3)$$

where the index i runs over the i -th bin of the observed XENON1T signal denoted by $dN_{\text{obs}}^i/dT_{\text{rec}}$ with statistical uncertainty σ_i , taken from Ref. [1]. Here, $dN_{\text{th}}^i/dT_{\text{rec}}(g_s, M_s, C_{\text{Log}})$ represents the expected signal due to hidden photon absorption as described in Eq.(4.2) including also the background B_0 .

Assuming effective dark photon parameters we perform a sensitivity analysis by varying simultaneously the mass and gauge coupling. The sensitivity contours in the parameter space $(m_X, g_{X,\text{eff}})$, are shown in Fig. 3 at 1σ and 95% C.L. Also shown are the individual $\Delta\chi^2(m_X)$ and $\Delta\chi^2(g_{X,\text{eff}})$ functions, marginalized in each case over the undisplayed parameter. The best fit value in this case corresponds to $\chi_{\text{min}}^2 = 35.2$ for $g_{X,\text{eff}} = 9.3 \cdot 10^{-16}$ and $m_X = 2.9$ keV. Prompted by the stringent constraints derived in the context of the simplified effective scenario, i.e. mainly due to the narrow range of allowed masses m_X , we are now intended to probe the Low Scale String model parameters in the light of the recent XENON1T data. For simplicity, we reduce one degree of freedom by fixing g_s to 0.02 or 0.2. We note, that the latter choices ensure that $M_s > 10$ TeV [30] and Eq.(3.6). For the two benchmark scenarios, in Fig. 4 we present the corresponding allowed regions at 1σ and 95% C.L. in the plane (M_s, C_{Log}) as well as the $\Delta\chi^2(M_s)$ and $\Delta\chi^2(C_{\text{Log}})$ functions. Given the above considerations, we find two distinct regions with best fit values $(M_s = 991$ TeV, $C_{\text{Log}} = 5.5 \cdot 10^{-10})$ for the case for $g_s = 0.02$ and $(M_s = 1770$ TeV, $C_{\text{Log}} = 9.8 \cdot 10^{-10})$ for the case for $g_s = 0.2$, both sharing a $\chi_{\text{min}}^2 = 35.2$.

Before closing our discussion, since our adopted scenario depends on three parameters

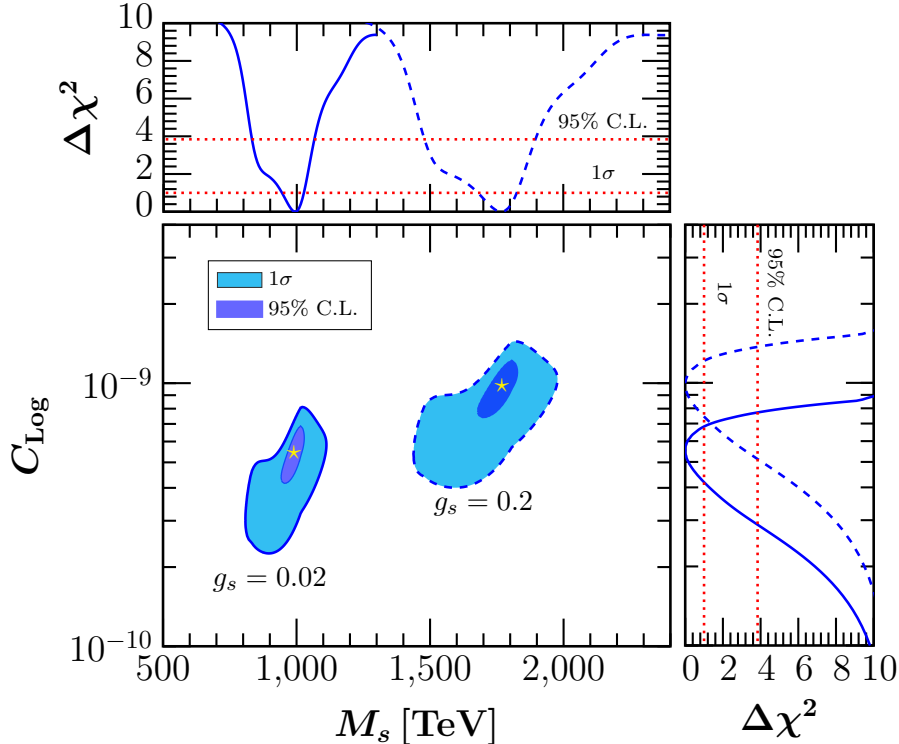


Figure 4: Same as Fig. 3, but for the string parameters M_s and C_{Log} , evaluated for two benchmark values $g_s = 0.02$ (solid lines) and $g_s = 0.2$ (dashed lines).

$(g_s, M_s, C_{\text{Log}})$, we find it useful to perform a more generic sensitivity analysis, leaving free the full set of relevant parameters. Performing a scan in the region $g_s = (10^{-6}, 10^{-1})$, maintaining this way the perturbativity of the theory, we marginalize over g_s by evaluating $\chi^2(M_s, C_{\text{Log}}) = \min_{g_s} \chi^2(g_s, M_s, C_{\text{Log}})$. The latter analysis led to the same best fit as in the previous cases, i.e. $\chi_{\text{min}}^2 = 35.2$ which occurred at $M_s = 153$ TeV and $C_{\text{Log}} = 8.5 \cdot 10^{-11}$. We finally conclude that the preferred values of M_s lie in the range 70–2000 TeV while C_{Log} falls in the 10^{-11} – 10^{-9} range, for the various values of g_s .

5 Conclusions

In this brief note we have focused on the hidden photon interpretation of the XENON1T excess, which seems to be very plausible for a number of reasons, not least of which is that a hidden photon dark matter relic with the mass around 2.8 keV and a kinetic mixing of about 10^{-15} can not only explain the XENON1T excess but can also explain cooling excesses in HB stars. Also the coupling of such a hidden photon to neutrinos is naturally highly suppressed by the Z boson mass, making the hidden photon cosmologically stable. We have discussed how the very small masses and couplings can arise from Type IIB low scale string theory. We have interpreted the XENON1T excess in terms of a minimal low scale Type IIB string theory parameter space and presented some benchmark points which provide good fits to the data. The results show that the string scale must lie below about 2×10^3 TeV, providing some indication that string theory could be discovered at colliders in the not too distant future, if the XENON1T excess is due to a hidden photon resulting from string theory.

Acknowledgments

The work of DKP is co-financed by Greece and the European Union (European Social Fund-ESF) through the Operational Programme «Human Resources Development, Education and Lifelong Learning» in the context of the project “Reinforcement of Postdoctoral Researchers - 2nd Cycle” (MIS-5033021), implemented by the State Scholarships Foundation (IKY). GKL would like to thank Ignatios Antoniadis for clarifications regarding [30]. SFK acknowledges the STFC Consolidated Grant ST/L000296/1 and the European Union’s Horizon 2020 Research and Innovation programme under Marie Skłodowska-Curie grant agreements Elusives ITN No. 674896 and InvisiblesPlus RISE No. 690575.

A D-brane configurations

In this Appendix we provide some additional string theory motivation for weakly coupled gauge boson and hidden photons. String model building offers a variety of solutions. Amongst the most popular constructions are SM extensions from intersecting D-branes [56, 57] and F-theory [58] motivated models [59, 60], which is the 12-dimensional geometric manifestation of type-IIB string theory.

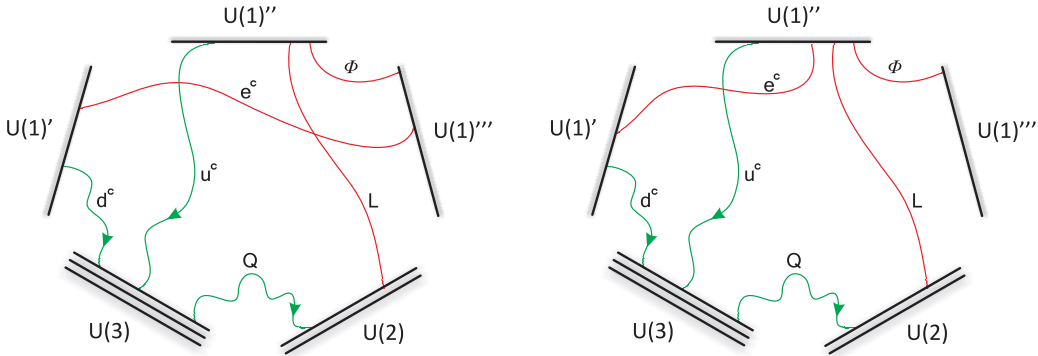


Figure 5: Two possible configurations of open strings with their two endpoints attached on the intersecting D-branes. Higgs fields -not shown- are represented with strings with one endpoint attached to $U(2)$ stack and the other one to any of the three $U(1)$ D-branes. The $U(1)'''$ brane is associated with the very weak gauge coupling g_X in Eq.3.5. The left panel describes the model in [21] where only e^c couples to $U(1)_X$. The right panel corresponds to the case of the hidden photon, where none of the SM particles couples to $U(1)_X$.

Here is a brief description how the gauge symmetry and the spectrum arise in intersecting D-brane models in type-I string theory ⁴. The fundamental object is the brane stack, consisting of a certain number of parallel, almost coincident D-branes. A single D-brane carries a $U(1)$ gauge symmetry whereas a stack of n parallel branes gives rise to a $U(n) \sim SU(n) \times U(1)$ gauge group. When stacks intersect each other chiral fermions are represented by strings jostling in the intersections sitting in singular points of the transverse space. For definiteness, the compact space is supposed to be a six-dimensional torus $T^6 = T^2 \times T^2 \times T^2$. Chirality arises when the brane-stacks are wrapped on a torus [61] and the multiplicity of fermion generations is topological invariant depending on the homology classes and is given by a formula involving the two distinct numbers of brane wrappings around the two circles of the torus. Thus, for two stacks n, m , the gauge group is $U(n) \times U(m)$ while the fermions are in the bi-fundamental representations

⁴The analysis in section 3 can be converted from type-II to type-I by multiplying the right-hand side of Eq. (3.1) with a factor of 2.

$(n, \bar{m})_{q_n, q_{\bar{m}}}$, or $(\bar{n}, m)_{q_{\bar{n}}, q_m}$ where the indices refer to the corresponding $U(1)$ charges. Obviously, if an open string is attached on an $SU(n)$ stack with the other end on a $U(1)_X$ brane, then the corresponding state is $(n, 1)_{(q_n, q_X)}$, where the indices refer to the ‘charges’ of the state under the abelian symmetries $U_n(1) \in U(n)$ and $U(1)_X$. The minimum number of brane stacks required to accommodate the SM are a stack of three parallel branes implying $U(3) \rightarrow SU(3) \times U(1)$, another one of two parallel branes $U(2) \rightarrow SU(2) \times U(1)$, and a $U(1)$. The hypercharge is a linear combination of these three abelian symmetries. However, this minimal structure cannot accommodate a dark photon with a light mass and tiny couplings to ordinary matter. Evidently, a configuration more than one $U(1)$ branes should be considered [30].

In [62] a viable intersecting D-brane set up has been considered which is capable of interpreting the XENONT1 effects. It consists of $U(3)$ and $U(2)$ stacks giving rise to the non-abelian factors of SM, and three $U(1)$ branes. In this case, the symmetry of the emerging model is

$$SU(3)_c \times U(1)_c \times SU(2)_L \times U(1)_L \times U(1)^3. \quad (\text{A.1})$$

Two possible configurations of open strings with their two endpoints attached on the intersecting D-branes and emerging symmetry given by (A.1) graphically illustrated in Fig. 5. Higgs fields -not shown- are represented with strings with one endpoint attached to $U(2)$ stack and the other one to any of the three $U(1)$ D-branes.

Next, the salient features are described: depending on the specific spectrum of the model, several $U(1)$ ’s could be anomalous and a generalized Green-Schwarz mechanism is implemented to cancel the anomalies of the corresponding abelian factors. The hypercharge generator of the model is a linear combination of $U(1)$ factors contained in the gauge symmetry (A.1). In principle all $U(1)$ ’s could take part in this combination, hence the hypercharge is written as a linear combination

$$Y = k_3 Q_3 + k_2 Q_2 + \sum_{j=1}^3 c_j Q_{1,j} \quad (\text{A.2})$$

where k_3 , k_2 and c_j are real constants.

Each state is represented by an open string with its two ends attached to two brane stacks and as a result, they carry two $U(1)$ charges. Assigning the appropriate charges should take into account the orientation of the strings, i.e., where the open strings begin and end.

All possible hypercharge embeddings of the spectrum can be found as follows. In the example shown in Table 1, the SM states are characterized by the charges under the abelian factors related to the symmetries of each stack. Thus, the quark doublet is represented by a string with its endpoints on $U(3)_c$ and $U(2)_L$ stacks, hence the charges are shown in the corresponding entries of the table. The coefficients ϵ_k take the values ± 1 depending on whether the string ends on the brane or its mirror (under orientifold action). According to the previous discussion, in order to accommodate a light neutral boson Z' , its associated left-handed neutral currents involving quark and lepton doublet fields should non exist. This is possible if the light boson is associated with the $U(1)'''$ brane of the left panel in Fig. 5, where only e^c couples. Using (A.2), the following

Spectrum	Charges under the abelian symmetries				
	$U(1)_C$	$U(1)_L$	$U(1)'$	$U(1)''$	$U(1)'''$
Q	+1	ϵ_1	0	0	0
u^c	-1	0	0	ϵ_2	0
d^c	-1	0	ϵ_3	0	0
L	0	ϵ_4	0	ϵ_5	0
e^c	0	0	ϵ_6	0	ϵ_7
Φ	0	0	0	ϵ_8	ϵ_9

Table 1: The “charge” assignments of the spectrum originating from the D-brane configuration of Fig. 5 (left panel).

equations determine the hypercharges of the various SM states

$$\begin{aligned}
Q &: k_3 + \epsilon_1 k_2 = \frac{1}{6} \\
u^c &: -k_3 + \epsilon_2 c_2 = -\frac{2}{3} \\
d^c &: -k_3 + \epsilon_3 c_1 = \frac{1}{3} \\
L &: \epsilon_4 k_2 + \epsilon_5 c_2 = -\frac{1}{2} \\
e^c &: \epsilon_6 c_1 + \epsilon_7 c_3 = 1 \\
\Phi &: \epsilon_8 c_2 + \epsilon_9 c_3 = 0.
\end{aligned} \tag{A.3}$$

The last entry corresponds to a SM neutral singlet, Φ . This equation can be solved trivially by assuming that $c_2 = c_3 = 0$ (or $c_2 = c_3$ and $\epsilon_8 = -\epsilon_9$).

Among the various solutions of the above system, a promising one is:

$$\begin{aligned}
k_3 = \frac{2}{3}, k_2 = \frac{1}{2}, c_1 = 1, c_2 = 0, c_3 = 0, \\
\epsilon_1 = -1, \epsilon_4 = -1, \epsilon_3 = +1, \epsilon_6 = +1
\end{aligned} \tag{A.4}$$

where the ϵ_i (not shown) can receive any of the values ± 1 . Note that $c_2 = c_3 = 0$ which means that $U(1)''$ and $U(1)'''$ decoupled from the definition of the hypercharge.

We turn now into the Higgs fields and the Yukawa sector of the model. The requirement for tree-level up and down quark terms fixes the $U(1)$ charges of the MSSM Higgs doublets H_u and H_d respectively. Their charges are presented in Table 2. Notice that a charged lepton renormalizable operator of the form $L e^c H_d$, is not invariant under the various $U(1)$ symmetries of the model. For $\epsilon_8 = -\epsilon_5$ and $\epsilon_9 = -\epsilon_7$, the charged lepton masses appear through non-renormalizable operators of the form $\sim \frac{1}{M} L e^c H_d \Phi$.

Spectrum	Charges under the abelian symmetries				
	$U(1)_C$	$U(1)_L$	$U(1)'$	$U(1)''$	$U(1)'''$
H_u	0	1	0	$-\epsilon_2$	0
H_d	0	1	-1	0	0
Φ	0	0	0	$-\epsilon_5$	$-\epsilon_7$

Table 2: The ‘charge’ assignments of the Higgs states originating from the D-brane configuration of Fig. 5 (left panel).

With the charge assignments shown in Table 2 we have the following superpotential terms for the quark and charged lepton sectors of the model:

$$W \supset y_u Q u^c H_u + y_d Q d^c H_d + \frac{1}{M} L e^c H_d \Phi \quad (\text{A.5})$$

Right-handed neutrino singlets can be represented by string starting and ending on the same ($U(1)''$) brane. In this case, a coupling $L\nu^c H_u$ is possible, whereas a see-saw mechanism can take place either with higher order non-renormalizable terms involving $\nu^c\nu^c$ and/or their KK excitations.

References

- [1] XENON Collaboration, E. Aprile *et al.*, “Observation of Excess Electronic Recoil Events in XENON1T,” [arXiv:2006.09721 \[hep-ex\]](#).
- [2] D. Aristizabal Sierra, V. De Romeri, L. Flores, and D. Papoulias, “Light vector mediators facing XENON1T data,” [arXiv:2006.12457 \[hep-ph\]](#).
- [3] C. Boehm, D. G. Cerdeno, M. Fairbairn, P. A. Machado, and A. C. Vincent, “Light new physics in XENON1T,” [arXiv:2006.11250 \[hep-ph\]](#).
- [4] L. Di Luzio, M. Fedele, M. Giannotti, F. Mescia, and E. Nardi, “Solar axions cannot explain the XENON1T excess,” [arXiv:2006.12487 \[hep-ph\]](#).
- [5] D. McKeen, M. Pospelov, and N. Raj, “Hydrogen portal to exotic radioactivity,” [arXiv:2006.15140 \[hep-ph\]](#).
- [6] A. Bally, S. Jana, and A. Trautner, “Neutrino self-interactions and XENON1T electron recoil excess,” [arXiv:2006.11919 \[hep-ph\]](#).
- [7] A. N. Khan, “Can nonstandard neutrino interactions explain the XENON1T spectral excess?,” [arXiv:2006.12887 \[hep-ph\]](#).
- [8] O. Miranda, D. Papoulias, M. Tórtola, and J. Valle, “XENON1T signal from transition neutrino magnetic moments,” [arXiv:2007.01765 \[hep-ph\]](#).
- [9] G. Alonso-Álvarez, F. Ertas, J. Jaeckel, F. Kahlhoefer, and L. Thormaehlen, “Hidden Photon Dark Matter in the Light of XENON1T and Stellar Cooling,” [arXiv:2006.11243 \[hep-ph\]](#).
- [10] J. Smirnov and J. F. Beacom, “Co-SIMP Miracle,” [arXiv:2002.04038 \[hep-ph\]](#).
- [11] K. Nakayama and Y. Tang, “Gravitational Production of Hidden Photon Dark Matter in light of the XENON1T Excess,” [arXiv:2006.13159 \[hep-ph\]](#).
- [12] Y. Jho, J.-C. Park, S. C. Park, and P.-Y. Tseng, “Gauged Lepton Number and Cosmic-ray Boosted Dark Matter for the XENON1T Excess,” [arXiv:2006.13910 \[hep-ph\]](#).
- [13] J. Bramante and N. Song, “Electric But Not Eclectic: Thermal Relic Dark Matter for the XENON1T Excess,” [arXiv:2006.14089 \[hep-ph\]](#).
- [14] H. An, M. Pospelov, J. Pradler, and A. Ritz, “New limits on dark photons from solar emission and keV scale dark matter,” [arXiv:2006.13929 \[hep-ph\]](#).

- [15] L. Zu, G.-W. Yuan, L. Feng, and Y.-Z. Fan, “Mirror Dark Matter and Electronic Recoil Events in XENON1T,” [arXiv:2006.14577 \[hep-ph\]](#).
- [16] C. Gao, J. Liu, L.-T. Wang, X.-P. Wang, W. Xue, and Y.-M. Zhong, “Re-examining the Solar Axion Explanation for the XENON1T Excess,” [arXiv:2006.14598 \[hep-ph\]](#).
- [17] M. Lindner, Y. Mambrini, T. B. d. Melo, and F. S. Queiroz, “XENON1T Anomaly: A Light Z' ,” [arXiv:2006.14590 \[hep-ph\]](#).
- [18] L. Delle Rose, G. Hütsi, C. Marzo, and L. Marzola, “Impact of loop-induced processes on the boosted dark matter interpretation of the XENON1T excess,” [arXiv:2006.16078 \[hep-ph\]](#).
- [19] S.-F. Ge, P. Pasquini, and J. Sheng, “Solar Neutrino Scattering with Electron into Massive Sterile Neutrino,” [arXiv:2006.16069 \[hep-ph\]](#).
- [20] F. Takahashi, M. Yamada, and W. Yin, “XENON1T anomaly from anomaly-free ALP dark matter and its implications for stellar cooling anomaly,” [arXiv:2006.10035 \[hep-ph\]](#).
- [21] N. Okada, S. Okada, D. Raut, and Q. Shafi, “Dark Matter Z' and XENON1T Excess from $U(1)_X$ Extended Standard Model,” [arXiv:2007.02898 \[hep-ph\]](#).
- [22] I. G. Irastorza and J. Redondo, “New experimental approaches in the search for axion-like particles,” *Prog.Part.Nucl.Phys.* **102** (2018) 89–159, [arXiv:1801.08127 \[hep-ph\]](#).
- [23] M. Giannotti, I. Irastorza, J. Redondo, and A. Ringwald, “Cool WISPs for stellar cooling excesses,” *JCAP* **1605** (2016) 057, [arXiv:1512.08108 \[astro-ph.HE\]](#).
- [24] I. Antoniadis, “A Possible new dimension at a few TeV,” *Phys.Lett.* **B246** (1990) 377–384.
- [25] I. Antoniadis, N. Arkani-Hamed, S. Dimopoulos, and G. Dvali, “New dimensions at a millimeter to a Fermi and superstrings at a TeV,” *Phys.Lett.* **B436** (1998) 257–263.
- [26] D. Ghilencea, L. Ibanez, N. Irges, and F. Quevedo, “TeV scale Z-prime bosons from D-branes,” *JHEP* **0208** (2002) 016.
- [27] S. Abel, M. Goodsell, J. Jaeckel, V. Khoze, and A. Ringwald, “Kinetic Mixing of the Photon with Hidden $U(1)$ s in String Phenomenology,” *JHEP* **0807** (2008) 124, [arXiv:0803.1449 \[hep-ph\]](#).
- [28] M. Goodsell, J. Jaeckel, J. Redondo, and A. Ringwald, “Naturally Light Hidden Photons in LARGE Volume String Compactifications,” *JHEP* **0911** (2009) 027, [arXiv:0909.0515 \[hep-ph\]](#).
- [29] L. A. Anchordoqui, I. Antoniadis, H. Goldberg, X. Huang, D. Lust, and T. R. Taylor, “ Z' -gauge Bosons as Harbingers of Low Mass Strings,” *Phys.Rev.* **D85** (2012) 086003, [arXiv:1107.4309 \[hep-ph\]](#).
- [30] L. A. Anchordoqui, I. Antoniadis, K. Benakli, and D. Lust, “Anomalous $U(1)$ Gauge Bosons as Light Dark Matter in String Theory,” [arXiv:2007.11697 \[hep-th\]](#).
- [31] K. Benakli, C. Branchina, and G. Lafforgue-Marmet, “ $U(1)$ mixing and the Weak Gravity Conjecture,” [arXiv:2007.02655 \[hep-ph\]](#).
- [32] L. Okun, “LIMITS OF ELECTRODYNAMICS: PARAPHOTONS?,” *Sov.Phys.JETP* **56** (1982) 502.

- [33] B. Holdom, “Two U(1)’s and Epsilon Charge Shifts,” *Phys.Lett.* **B166** (1986) 196–198.
- [34] R. Foot and X.-G. He, “Comment on Z Z-prime mixing in extended gauge theories,” *Phys.Lett.* **B267** (1991) 509–512.
- [35] J. Jaeckel, “A force beyond the Standard Model - Status of the quest for hidden photons,” vol. 56, pp. 172–192. 2012. [arXiv:1303.1821 \[hep-ph\]](#).
- [36] K. R. Dienes, C. F. Kolda, and J. March-Russell, “Kinetic mixing and the supersymmetric gauge hierarchy,” *Nucl.Phys.* **B492** (1997) 104–118.
- [37] A. Lukas and K. Stelle, “Heterotic anomaly cancellation in five-dimensions,” *JHEP* **0001** (2000) 010.
- [38] S. Abel and B. Schofield, “Brane anti-brane kinetic mixing, millicharged particles and SUSY breaking,” *Nucl.Phys.* **B685** (2004) 150–170.
- [39] H. Jockers and J. Louis, “The Effective action of D7-branes in N = 1 Calabi-Yau orientifolds,” *Nucl.Phys.* **B705** (2005) 167–211.
- [40] R. Blumenhagen, G. Honecker, and T. Weigand, “Loop-corrected compactifications of the heterotic string with line bundles,” *JHEP* **0506** (2005) 020.
- [41] S. A. Abel, J. Jaeckel, V. V. Khoze, and A. Ringwald, “Illuminating the Hidden Sector of String Theory by Shining Light through a Magnetic Field,” *Phys.Lett.* **B666** (2008) 66–70.
- [42] M. Goodsell, “Light Hidden U(1)s from String Theory,” pp. 165–168. 2009. [arXiv:0912.4206 \[hep-th\]](#).
- [43] M. Goodsell and A. Ringwald, “Light Hidden-Sector U(1)s in String Compactifications,” vol. 58, pp. 716–720. 2010. [arXiv:1002.1840 \[hep-th\]](#).
- [44] J. J. Heckman and C. Vafa, “An Exceptional Sector for F-theory GUTs,” *Phys.Rev.* **D83** (2011) 026006, [arXiv:1006.5459 \[hep-th\]](#).
- [45] M. Bullimore, J. P. Conlon, and L. T. Witkowski, “Kinetic mixing of U(1)s for local string models,” *JHEP* **1011** (2010) 142, [arXiv:1009.2380 \[hep-th\]](#).
- [46] M. Cicoli, M. Goodsell, J. Jaeckel, and A. Ringwald, “Testing String Vacua in the Lab: From a Hidden CMB to Dark Forces in Flux Compactifications,” *JHEP* **1107** (2011) 114, [arXiv:1103.3705 \[hep-th\]](#).
- [47] T. W. Grimm and D. Vieira Lopes, “The N=1 effective actions of D-branes in Type IIA and IIB orientifolds,” *Nucl.Phys.* **B855** (2012) 639–694, [arXiv:1104.2328 \[hep-th\]](#).
- [48] M. Kerstan and T. Weigand, “The Effective action of D6-branes in N=1 type IIA orientifolds,” *JHEP* **1106** (2011) 105, [arXiv:1104.2329 \[hep-th\]](#).
- [49] P. G. Camara, L. E. Ibanez, and F. Marchesano, “RR photons,” *JHEP* **1109** (2011) 110, [arXiv:1106.0060 \[hep-th\]](#).
- [50] G. Honecker, “Kaehler metrics and gauge kinetic functions for intersecting D6-branes on toroidal orbifolds - The complete perturbative story,” *Fortsch.Phys.* **60** (2012) 243–326, [arXiv:1109.3192 \[hep-th\]](#).
- [51] M. Goodsell, S. Ramos-Sanchez, and A. Ringwald, “Kinetic Mixing of U(1)s in Heterotic Orbifolds,” *JHEP* **1201** (2012) 021, [arXiv:1110.6901 \[hep-th\]](#).

- [52] F. Marchesano, D. Regalado, and G. Zoccarato, “U(1) mixing and D-brane linear equivalence,” *JHEP* **1408** (2014) 157, [arXiv:1406.2729 \[hep-th\]](#).
- [53] CMS Collaboration, A. M. Sirunyan *et al.*, “Search for high mass dijet resonances with a new background prediction method in proton-proton collisions at $\sqrt{s} = 13$ TeV,” *JHEP* **2005** (2020) 033, [arXiv:1911.03947 \[hep-ex\]](#).
- [54] H. An, M. Pospelov, J. Pradler, and A. Ritz, “Direct Detection Constraints on Dark Photon Dark Matter,” *Phys.Lett.* **B747** (2015) 331–338, [arXiv:1412.8378 \[hep-ph\]](#).
- [55] XENON Collaboration, E. Aprile *et al.*, “Energy resolution and linearity in the keV to MeV range measured in XENON1T,” [arXiv:2003.03825 \[physics.ins-det\]](#).
- [56] L. E. Ibanez, F. Marchesano, and R. Rabadan, “Getting just the standard model at intersecting branes,” *JHEP* **0111** (2001) 002.
- [57] P. Anastasopoulos, T. Dijkstra, E. Kiritsis, and A. Schellekens, “Orientifolds, hypercharge embeddings and the Standard Model,” *Nucl.Phys.* **B759** (2006) 83–146.
- [58] C. Beasley, J. J. Heckman, and C. Vafa, “GUTs and Exceptional Branes in F-theory - II: Experimental Predictions,” *JHEP* **0901** (2009) 059, [arXiv:0806.0102 \[hep-th\]](#).
- [59] M. Crispim Romao, S. F. King, and G. K. Leontaris, “Non-universal Z' from fluxed GUTs,” *Phys.Lett.* **B782** (2018) 353–361, [arXiv:1710.02349 \[hep-ph\]](#).
- [60] A. Karozas, G. Leontaris, I. Tavellaris, and N. Vlachos, “On the LHC signatures of $SU(5) \times U(1)'$ F-theory motivated models,” [arXiv:2007.05936 \[hep-ph\]](#).
- [61] R. Blumenhagen, L. Goerlich, B. Kors, and D. Lust, “Noncommutative compactifications of type I strings on tori with magnetic background flux,” *JHEP* **0010** (2000) 006.
- [62] D. Gioutsos, G. Leontaris, and J. Rizos, “Gauge coupling and fermion mass relations in low string scale brane models,” *Eur.Phys.J.* **C45** (2006) 241–247.