

LOG-MODULATED ROUGH STOCHASTIC VOLATILITY MODELS

C. BAYER, F. HARANG, AND P. PIGATO

ABSTRACT. We propose a new class of rough stochastic volatility models obtained by modulating the power-law kernel defining the fractional Brownian motion (fBm) by a logarithmic term, such that the kernel retains square integrability even in the limit case of vanishing Hurst index H . The so-obtained log-modulated fractional Brownian motion (log-fBm) is a continuous Gaussian process even for $H = 0$. As a consequence, the resulting *super-rough stochastic volatility models* can be analysed over the whole range $0 \leq H < 1/2$ without the need of further normalization. We obtain skew asymptotics of the form $\log(1/T)^{-p}T^{H-1/2}$ as $T \rightarrow 0$, $H \geq 0$, so no flattening of the skew occurs as $H \rightarrow 0$.

1. INTRODUCTION

Prompted by new insights about the regularity of instantaneous variance obtained from realized variance data (see [16, 5, 15]), *rough* stochastic volatility models have become more and more popular in the financial literature. Loosely speaking, these are stochastic volatility models

$$dS_t = S_t \sqrt{v_t} dZ_t, \quad (1.1)$$

where the logarithm of the instantaneous variance process v roughly behaves like a fractional Brownian motion (fBm) with Hurst index $0 < H < 1/2$. One of the attractive features of rough volatility models is that they can explain the long-established power-law explosion of the ATM skew of options as time-to-maturity $T \rightarrow 0$ and, thus, provide excellent fits to the implied volatility surface, as was observed in [2], but already anticipated much earlier in [1, 12]. Hence, rough volatility models provide a framework which allows to get excellent fits to market data simultaneously w.r.t. to time series of prices of the underlying and to option prices, with few parameters.

Popular rough volatility models are either explicitly defined in terms of fBm, or rather in terms of a Volterra equation. Examples of the former case include the *rough Bergomi* model of [2], where the variance process is given of the form

$$v_t = \xi(t) \exp \left(\eta \widetilde{W}_t - \frac{1}{2} t^{2H} \eta^2 \right). \quad (1.2)$$

2010 *Mathematics Subject Classification.* Primary 91G30; Secondary 60G22.

Key words and phrases. rough volatility models, stochastic volatility, rough Bergomi model, implied skew, fractional Brownian motion, log Brownian motion.

Acknowledgments. We are grateful to M. Fukasawa, J. Gatheral and A. Gulisashvili for valuable comments and support. F. Harang gratefully acknowledges financial support from the STORM project 274410, funded by the Research Council of Norway. C. Bayer gratefully acknowledges support by the German research council DFG via the cluster of excellence MATH+, project AA4-2.

Here $\xi(t)$ denotes the forward variance curve, \widetilde{W}_t denotes the *Riemann-Liouville* fBm, i.e., the Volterra process defined by

$$\widetilde{W}_t := \int_0^t K(t-s) dW_s, \quad K(r) := \sqrt{2H} r^{H-1/2}, \quad r > 0, \quad (1.3)$$

where W denotes a standard Bm correlated with the Bm Z with correlation coefficient ρ . As an example for the second type of model, in [7] the authors consider a *rough Heston* model, where

$$v_t = v_0 + \frac{1}{\Gamma(H+1/2)} \int_0^t (t-s)^{H-1/2} \lambda(\theta - v_s) ds + \frac{1}{\Gamma(H+1/2)} \int_0^t (t-s)^{H-1/2} \lambda \nu \sqrt{v_s} dW_s. \quad (1.4)$$

We note that the roughness of the fBm (or the singularity of the Volterra kernel in (1.3) and (1.4)) causes considerable analytical and numerical difficulties, owing to the fact that the variance process v fails to be a semimartingale or a Markov process in rough volatility models. Due to these technical difficulties, results holding for both the aforementioned classes of models are difficult to achieve. We refer to [3, 22] for attempts at unifying the treatment of rough volatility models.

Empirical studies of realized variance data as well as studies of the ATM skew in implied volatility surfaces tend to conclude that $H \ll 1/2$, often even $H < 0.1$. As both attempts involve a certain kind of smoothing – realized variance being an estimate of $\int_t^{t+h} v_s ds$ rather than v_t itself, option prices and their implied skews being in general not available or reliable very close to maturity – this begs the question, if H actually might even be equal to zero. From the realized variance viewpoint, [15] indeed seems to suggest that H could be 0. Of course, $H = 0$ is not allowed in the rough volatility models suggested above, but the case has been studied before in the literature on *Gaussian multiplicative chaos*, see for instance the review paper [27]. Indeed, a proper scaling limit of fBm W^H as $H \rightarrow 0$ produces a log-correlated Gaussian field (see, for instance, [25, 18]).

Despite the well-established literature, some important financial questions regarding the $H \rightarrow 0$ limit are not very well understood yet. In particular, what happens with the ATM skew of implied volatility as $H \rightarrow 0$. On the one hand, given that the skew behaves like $T^{H-1/2}$ as time-to-maturity $T \rightarrow 0$ in rough volatility models with $H > 0$, one might expect a power law explosion as $T^{-1/2}$ in the limiting case $H = 0$. However, a closer look at the asymptotic results for $H > 0$, casts some doubt on this conjecture. Indeed, taking the moderate deviation asymptotics of [4] as one example of such an expansion, we have the asymptotic formula

$$\text{skew} \sim \text{const } \rho \eta \frac{\sqrt{2H}}{(H+1/2)(H+3/2)} T^{H-1/2} \quad (1.5)$$

as $T \rightarrow 0$. Of course, the factor $\frac{\sqrt{2H}}{(H+1/2)(H+3/2)} \rightarrow 0$ as $H \rightarrow 0$, so that (1.5) entails two limits ($H \rightarrow 0, T \rightarrow 0$), which cannot necessarily be interchanged. Note that $\sqrt{2H}$ appears in (1.5) by requiring the underlying fBm to have variance equal to one at time $t = 1$. Indeed, some standardization of this type is needed in order to make models for different values of H comparable – even though the choice of standardization may be quite important.

Remark 1.1. As described above, in this paper we vary the Hurst index H while keeping the other model parameters – in particular, the vol-of-vol η – fixed. An alternative point of view motivated from the shape of the skew itself is to keep $\sqrt{H}\eta$ rather than η fixed, which leads to more stable behavior of the skew. The second alternative, however, has undesirable effects on other properties of the model. Fixing $\sqrt{H}\eta$ implies exploding variance of $\log v_t$ in the model (1.2) as $H \rightarrow 0$. Consequently, we expect an explosion of the kurtosis of the asset price as well as of the volatility of VIX options.

The multiplicative-chaos approach in [25] is used in [8] to establish a $H \rightarrow 0$ limit for rough Bergomi, for which the limit skewness vanishes or blows-up depending on the renormalization. Using continuity of Volterra integral equations, a $H \rightarrow 0$ limit for driftless rough Heston is considered in [9], in this case with a non-symmetric limit behavior. However, in [8, 9] no explicit formula for the skew of implied volatility is given. Moreover, in both cases the limit volatility is not a process, but is defined as a distribution. Hyper-rough volatility, in a sense analogous to a $H < 0$ model, has also been considered [21, 20], but also in this case spot volatility is not defined. The extreme $T^{-1/2}$ speed of explosion for the skew expected in the $H \rightarrow 0$ limit has been shown to be a model-free bound [23, 11], and is reached under local volatility through a volatility function with a singularity ATM [26], but this poses the problem of time-consistency (see also [10]). To the best of our knowledge, this extreme behavior of the skew has not been shown for any (time-consistent) stochastic volatility model, where the volatility is a proper process.

1.1. Our contribution. In this paper, we consider an actual process with $H = 0$ by introducing a logarithmic term in the definition of the kernel K that ensures that K remains square integrable for all $H \in [0, 1/2)$, see (2.2) for the precise definition. Note that we ignore $H \geq 1/2$ in this paper, as what we are interested in is the $H \rightarrow 0$ limit, but there would be no real difficulties in considering $H \in [0, 1]$. Hence, the resulting family of Gaussian Volterra processes \widehat{W} will be continuous and with finite variance even for $H = 0$, and the ambiguities of the asymptotic analysis for $H \rightarrow 0$ and $T \rightarrow 0$ cease to matter, as we can simply do the asymptotic for $H = 0$. We stress again that \widehat{W} is a proper, continuous Gaussian process even for $H = 0$. At the same time, as we apply our logarithmic modification only close to the singularity of the power-law kernel, we may expect that the resulting rough volatility models are close to the corresponding standard rough volatility models for $H \gg 0$, see Figure 7.4. The process we propose here can be seen as an extension of the log Brownian motion studied in [24], to include a fractional power. This allows for a better comparison with classical fractional processes, such as the Riemann-Liouville fractional Brownian motion, typically used in rough volatility models. We also mention that the standard log-Brownian motion (without the fractional power) has recently been analysed in the context of rough volatility models in [17], as well as in the context of regularization by noise for ill-posed ODEs in [19].

In this way, we are able to obtain rough volatility models which allow continuous interpolation for $H \in [0, 1/2)$, in the sense that all such choices of H are valid within the same model, with no apparent breaks between them. To illustrate this observation, we consider

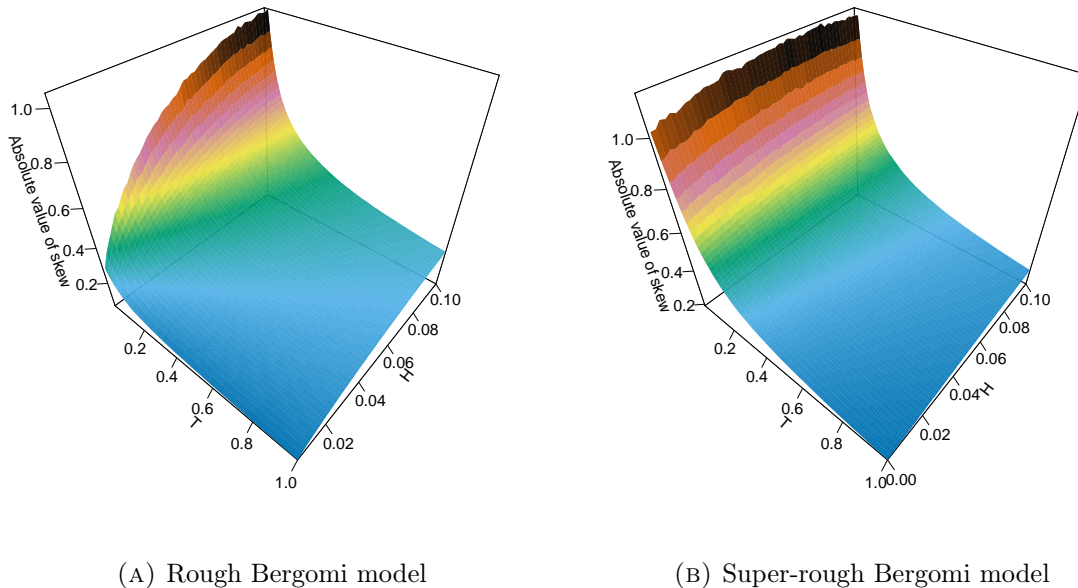


FIGURE 1.1. ATM implied volatility skews (absolute values) in the (super-) rough Bergomi model plotted against expiry t and Hurst index H . Skews are computed by Monte Carlo simulation based on exact simulation of the underlying (log-moderated) fBm. Note that $H = 0$ is included in the plot in the super-rough case. Parameter values of the rough Bergomi model are $\eta = 2.0$, $\rho = -0.7$, $\xi(t) \equiv 0.04$. Additional parameters for the log-fBm (see Section 2 for details) are $\zeta = 0.1$, $p = 2.0$. Note how this seems in keeping with the findings in [8], of a vanishing skewness as $H \downarrow 0$ in rough Bergomi.

a *super-rough Bergomi model*, which is simply obtained by replacing the Riemann-Liouville fBm by the log-fBm defined in (2.1) below in the rough Bergomi model of [2]. Figure 1.1b shows the ATM-skew for various expiries and values of H between $-$ and including 0 and 0.1 . Indeed, the surface “looks” smooth in H , visually indicating a smooth transition from the power law explosion $T^{H-1/2}$ for $H > 0$ to the skew behaviour at $H = 0$. In contrast, the skew-behaviour changes remarkably for the standard rough Bergomi model for small H , see Figure 1.1a. In particular, the skew flattens significantly for very small H . On the other hand, the log-moderated version in Figure 1.1b shows no signs of flattening. To the contrary, a more refined analysis, which is the main purpose of this paper, shows that the skew behaves like $T^{H-1/2}$ – up to logarithmic terms – and, hence, steepens as $H \rightarrow 0$.

Note that the log-fBm does not have a scale invariance property, thereby making any short time asymptotics very difficult. Hence, in this paper we use the vol-of-vol expansion in [12] to obtain an asymptotic formula for the ATM skew when the volatility-of-volatility is small. Indeed, we obtain a skew formula of the form

$$\text{skew} \sim a_{H,\zeta,p} \rho \log(1/T)^{-p} T^{H-1/2} \epsilon, \text{ as } T \rightarrow 0, \quad (1.6)$$

for small vol-of-vol ϵ , Hurst parameter $H \in [0, 1/2)$, see Theorem 5.4. Here, $p > 1$ is a parameter of the kernel defined in (2.2), and $a_{H,\zeta,p}$ is a constant depending on H – and other parameters – which is smooth in H with $a_{0,\zeta,p} \neq 0$. Then, we prove that the short-time asymptotics corresponding to (1.6) at the Edgeworth CLT regime holds even without considering the small vol-of-vol regime, for log-modulated models (in the sense of regular variation) with $H > 0$.

1.2. Outline of the paper. In Section 2 we introduce a class of Gaussian processes, extending the notion of fractional Brownian motion through a modulation with a log term. In Section 3 we compute some essential probabilistic features of the log fractional Brownian motion (log-fBm) such as variance and covariance, which will be crucial for applications to asymptotic expansions of the implied volatility corresponding to certain rough volatility models as well as for simulation of the processes. In Section 4 we provide a short overview of the Martingale expansion developed by Fukasawa in [12], and its application towards analysis of the implied volatility surface. Furthermore, we provide explicit computations of the covariance terms appearing in the asymptotic expansion in the case when the volatility is driven by a log-fBm. Section 5 deals with a particular skew expansion, asymptotic in vol-of-vol, using Fukasawa's Martingale approach. Here, we also include an asymptotic expansion for the rough Bergomi model, when driven by a log-fBm. In Section 6 we consider a slightly more general kernel and the asymptotics for the skew at the Edgeworth CLT regime, that holds for any vol-of-vol parameter, generalising a result in [14]. At last, in Section 7 we provide some details on numerical simulations and computations of the skew.

2. ROUGH AND SUPER ROUGH VOLATILITY MODELLING

The fractional Brownian motion (fBm) is a well studied Gaussian processes. A simplified version of this process, called the Riemann-Liouville fBm is given as a Volterra type stochastic integral with respect to a Brownian motion, i.e.

$$B_t^H := \int_0^t (t-s)^{H-\frac{1}{2}} dW_s,$$

where $\{W_t\}_{t \in [0, T]}$ denotes a standard Brownian motion. However this process is only defined for $H \in (0, 1)$, and thus excludes the case when $H = 0$. To overcome this challenge, we propose to modulate the Riemann-Liouville fBm with a log term to control the singularity in the kernel $(t-s)^{H-\frac{1}{2}}$. In this section we therefore will construct a particular fractional processes which allows to generalize the Riemann-Liouville fBm to $H \in [0, 1)$. We consider the Gaussian Volterra process

$$\widehat{W}_t := \int_0^t K(t-s) dW_s, \tag{2.1}$$

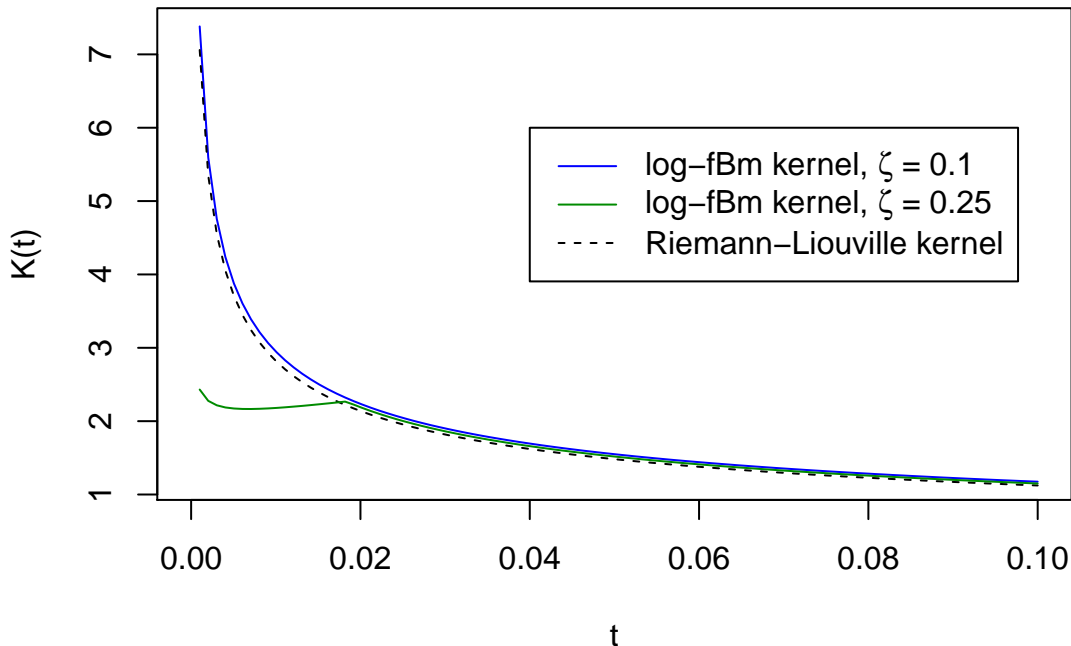


FIGURE 2.1. The logarithmic kernel (2.2) with $H = 0.1$, $p = 2$, and $\zeta \in \{0.1, 0.25\}$ compared against the Riemann-Liouville kernel $K(t) \simeq t^{H-1/2}$. All kernels are normalized to have $\text{Var} \widehat{W}_1 = 1$.

and the kernel K satisfies

$$K(r) := Cr^{H-1/2} \max(\zeta \log(1/r), 1)^{-p} = \begin{cases} Cr^{H-1/2} \zeta^{-p} \log(1/r)^{-p}, & 0 \leq r \leq e^{-1/\zeta}, \\ Cr^{H-1/2}, & r > e^{-1/\zeta}. \end{cases} \quad (2.2)$$

We assume that $0 \leq H < 1/2$, $\zeta > 0$, and $p > 1$. C is a constant which will be chosen to normalize the process, i.e., to guarantee

$$\text{Var}(\widehat{W}_1) = 1.$$

Therefore, C will depend on all the other parameters. We call the process $\{\widehat{W}_t\}_{t \in [0, T]}$ a *log-fractional Brownian motion (log-fBm)*. We note that by the choice of these parameters, $\{\widehat{W}_t\}_{t \in [0, T]}$ is a continuous Gaussian process with vanishing expectation. Indeed, it is readily checked that $K \in L^2([0, T])$ (see in particular Lemma 3.2 for explicit computations), and thus $\{\widehat{W}_t\}_{t \in [0, T]}$ is well defined as a Wiener integral. Moreover, due to the assumption that $p > 1$, the continuity can be verified by Fernique's continuity condition (see e.g. [17, Lem. 2.3] for a recent overview). For ease of notation we introduce $\chi := e^{-1/\zeta}$.

Remark 2.1. As χ depends exponentially on $1/\zeta$ and the log-fBm-kernel introduced in (2.2) only differs from the standard Riemann-Liouville kernel on $(0, \chi)$, one may be tempted to

expect that the corresponding process \widehat{W} behaves very similar to the Riemann-Liouville fBm as often used in rough volatility models. This is undoubtedly true for $H \gg 0$, and motivates the whole paper, but note that there are profound differences as $H \rightarrow 0$, as witnessed by Figure 3.1. In particular, despite the very localized changes, the log-fBm has finite variance even for $H = 0$.

We see the super-rough Bergomi model mostly as a *perturbation* of the rough Bergomi model, which stays close to the rough Bergomi model when $H \gg 0$, but still has nice properties for $H \rightarrow 0$, see Figure 7.4 for a comparison of skews in the (super-) rough Bergomi model. This implies that the super-rough Bergomi model differs substantially from the rough Bergomi model as $H \rightarrow 0$, as already seen in Figure 1.1.

Remark 2.2. The super-rough Bergomi model adds two more parameters ($\zeta > 0$ and $p > 1$) to the rough Bergomi model. If we want to keep close to the rough Bergomi model for not-too-small H , then we need both ζ and p to be chosen small within their admissible ranges. This, however, may very well introduce numerical difficulties for $H \approx 0$, as the kernel approaches a kernel which fails to be square integrable as $\zeta \rightarrow 0$ or $p \rightarrow 1$.

3. MOMENTS OF THE LOG-FRACTIONAL BROWNIAN MOTION

The skew formulas to be derived in later section will depend on formulas for some moments of the log-fractional Brownian motion and the underlying Brownian motion. Computing these moments will also give us an explicit formula for the constant C in the kernel (2.2). Throughout this section, we shall often use the following elementary lemma.

Lemma 3.1. *Consider $0 < u < 1$, $a \leq 1$, and $b > 1$. Then we have*

$$\int_0^u r^{-a} \log\left(\frac{1}{r}\right)^{-b} dr = \log\left(\frac{1}{u}\right)^{1-b} E_b\left(\left(1-a\right) \log\left(\frac{1}{u}\right)\right),$$

where E_b denotes the exponential integral, given by

$$E_b(x) := \int_1^\infty e^{-xt} t^{-b} dt, \quad x \geq 0.$$

Note that the exponential integral $E_b(x)$ is infinite for negative x , which is excluded by our assumptions. Using the above lemma, second moments of $\{\widehat{W}_t\}_{t \in [0, T]}$ can then be computed explicitly.

Lemma 3.2. *Let $\{\widehat{W}_t\}_{t \in [0, T]}$ be the log-fBm given in (2.1) with kernel given in (2.2). Then the variance of \widehat{W} satisfies*

$$\text{Var}(\widehat{W}_t) = \begin{cases} C^2 \left[\zeta^{-2p} \log\left(\frac{1}{t \wedge \lambda}\right)^{1-2p} E_{2p}\left(2H \log\left(\frac{1}{t \wedge \lambda}\right)\right) + \frac{t^{2H} - (t \wedge \lambda)^{2H}}{2H} \right], & H > 0, \\ C^2 \left[\zeta^{-2p} \frac{1}{2p-1} \log\left(\frac{1}{t \wedge \lambda}\right)^{1-2p} + \log\left(\frac{t}{t \wedge \lambda}\right) \right], & H = 0. \end{cases}$$

Assuming $\chi < 1$, the scaling constant $C = C_{H,\zeta,p}$ required to ensure $\text{Var} \widehat{W}_1 = 1$ satisfies

$$C_{H,\zeta,p} := \begin{cases} \left[\frac{1}{\zeta} \mathbb{E}_{2p} \left(2H/\zeta \right) + \frac{1-\chi^{2H}}{2H} \right]^{-1/2}, & H > 0, \\ \left[\frac{2p}{(2p-1)\zeta} \right]^{-1/2}, & H = 0. \end{cases}$$

Proof. By definition, we have

$$\begin{aligned} \text{Var}(\widehat{W}_t) &= \int_0^t K(t-r)^2 dr \\ &= \int_0^t K(r)^2 dr \\ &= C^2 \left[\zeta^{-2p} \int_0^{t \wedge \chi} r^{2H-1} \log \left(\frac{1}{r} \right)^{-2p} dr + \int_{t \wedge \chi}^t r^{2H-1} dr \right]. \end{aligned}$$

Applying Lemma 3.1, the integral gives

$$\int_0^{t \wedge \chi} r^{2H-1} \log \left(\frac{1}{r} \right)^{-2p} dr = \log \left(\frac{1}{t \wedge \chi} \right)^{1-2p} \mathbb{E}_{2p} \left(2H \log \left(\frac{1}{t \wedge \chi} \right) \right),$$

which simplifies in the case $H = 0$ to the expression

$$\int_0^{t \wedge \chi} r^{-1} \log \left(\frac{1}{r} \right)^{-2p} dr = \frac{1}{2p-1} \log \left(\frac{1}{t \wedge \chi} \right)^{1-2p}.$$

For the second integral, we have by standard computations

$$\int_{t \wedge \chi}^t r^{2H-1} dr = \begin{cases} \frac{t^{2H} - (t \wedge \chi)^{2H}}{2H}, & H > 0, \\ \log(t) - \log(t \wedge \chi), & H = 0. \end{cases} \quad \square$$

Note that the scaling factors are continuous in H on $[0, 1/2]$, see also Figure 3.1.

Unfortunately, we have not been able to find closed form expressions for the covariances $\text{cov}(\widehat{W}_t, \widehat{W}_s)$ of the log-fractional Bm. Nonetheless, numerical integration is relatively easy using the *double exponential method* to take care of the singularity at the boundary of the integral. Explicit formulas do, however, exist for the covariances with (correlated) Brownian motions.

Lemma 3.3. *Let $\{Z_t\}_{t \in [0, T]}$ be a standard Brownian motion correlated with the Brownian motion $\{W_t\}_{t \in [0, T]}$ driving the log-fBm $\{\widehat{W}_t\}_{t \in [0, T]}$ in (2.1), and let $\rho \in [-1, 1]$ denote the correlation parameter. Denote $u := t - t \wedge s$ and $v := (u \vee \chi) \wedge t$. Then for $s, t \in [0, T]$, the covariance between \widehat{W}_t and Z_s is given by*

$$\begin{aligned} \text{cov}(\widehat{W}_t, Z_s) &= C\rho \left\{ \zeta^{-p} \left[\log \left(\frac{1}{v} \right)^{1-p} \mathbb{E}_p \left((H+1/2) \log \left(\frac{1}{v} \right) \right) \right. \right. \\ &\quad \left. \left. - \mathbf{1}_{u>0} \log \left(\frac{1}{u} \right)^{1-p} \mathbb{E}_p \left((H+1/2) \log \left(\frac{1}{u} \right) \right) \right] + \frac{t^{H+1/2} - v^{H+1/2}}{H+1/2} \right\}. \end{aligned}$$

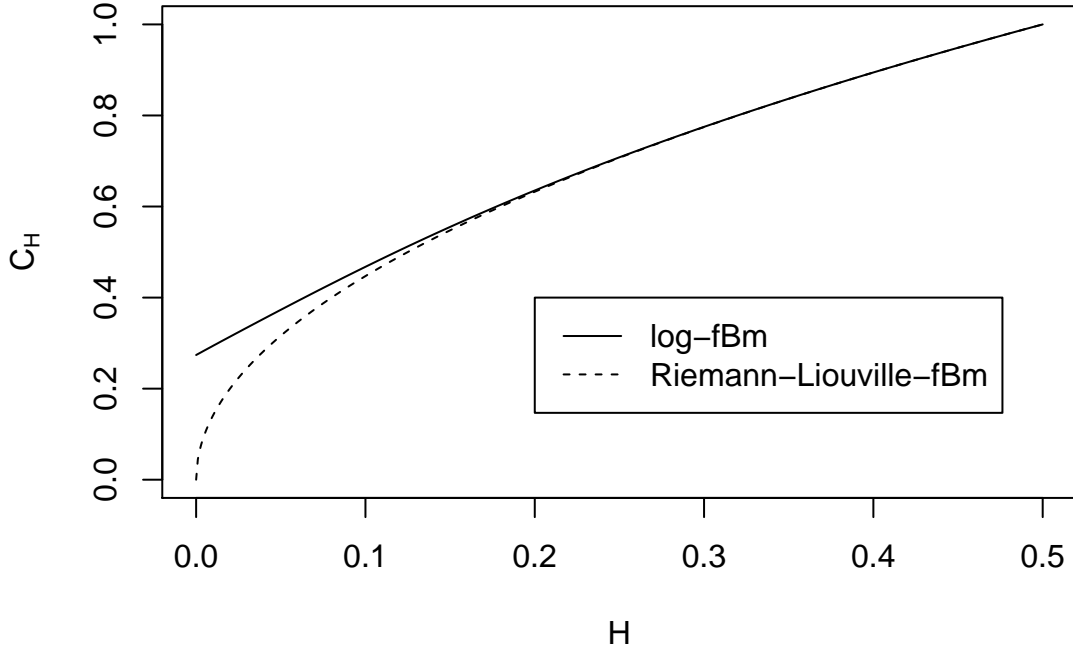


FIGURE 3.1. The scaling factor $C_{H,\zeta,p}$ needed to achieve $\text{Var } \widehat{W}_1 = 1$ as shown in Lemma 3.2 compared to the corresponding scaling factor $\sqrt{2H}$ for the Riemann-Liouville kernel $K(r) \simeq r^{H-1/2}$. Parameters for the log-fBm are $\zeta = 0.1$, $p = 2$, giving $\chi \approx 5 \times 10^{-5}$.

Proof. Direct computations reveal that

$$\begin{aligned} \text{cov}(\widehat{W}_t, Z_s) &= E[\widehat{W}_t Z_s] = \rho \int_0^{t \wedge s} K(t-r) dr = \rho \int_u^t K(r) dr \\ &= \rho \int_u^v K(r) dr + \rho \int_v^t K(r) dr = C\zeta^{-p}\rho \int_u^v r^{H-1/2} \log(1/r)^{-p} dr + C\rho \int_v^t r^{H-1/2} dr. \end{aligned}$$

For the first integral, we use Lemma 3.1 with $a = 1/2 - H$ and $b = p$, to obtain

$$\begin{aligned} \int_u^v r^{H-1/2} \log(1/r)^{-p} dr &= \left[\log\left(\frac{1}{v}\right)^{1-p} E_p\left(\left(H + 1/2\right) \log\left(\frac{1}{v}\right)\right) \right. \\ &\quad \left. - \log\left(\frac{1}{u}\right)^{1-p} E_p\left(\left(H + 1/2\right) \log\left(\frac{1}{u}\right)\right) \right], \quad (3.1) \end{aligned}$$

the second integral is trivial. \square

4. FUKASAWA'S METHOD

We give a short introduction to the asymptotic expansion for stochastic volatility models outlined in [12], adapted to the case of Gaussian noise driving the asset price and the volatility.

This simplifies certain computations and conditions, and thus the results have been slightly changed accordingly.

Let $(\Omega, \mathcal{F}^n, \{\mathcal{F}_t^n\}_{t \in [0, T]}, \mathbb{P})$ be a filtered probability space for each $n \in \mathbb{N}$, where a continuous martingale X^n lives. Consider an asset price process $S^n : [0, T] \times \Omega \rightarrow \mathbb{R}^d$ given by

$$\begin{aligned} S_t^n &= \exp(Z_t^n) \\ Z_t^n &= Z_0 + R(t) + A_t^n + X_t^n + \int_0^t g_s^n dW_s. \end{aligned} \tag{4.1}$$

Here $\{g_t^n\}_{t \in [0, T]}$ be an adapted process to the filtration $\{\mathcal{F}_t^n\}$. The Brownian motion $\{W_t\}_{t \in [0, T]}$ is independent of the martingale X^n , and is correlated with the stochastic process $t \mapsto g_t^n$, in order to capture the leverage effect. The function R is supposed to reflect the interest rate and is often assumed to be constant, and in applications typically chosen to be zero. A^n is a drift term, such that S^n is a Martingale. Denote by M_t^n the Martingale part of Z^n , i.e. $M_t^n = X_t^n + \int_0^t g_s^n dW_s$. It is readily seen that the quadratic variation of M^n is given by

$$\langle M^n \rangle = \langle X^n \rangle + \int_0^\cdot |g_s^n|^2 ds.$$

Throughout the text we will refer to (R, A^n, X^n, g^n) as a stochastic volatility model. In applications, we will assume that the following hypothesis holds for the model (R, A^n, X^n, g^n) :

Hypothesis 4.1. *For a given null sequence $\{\epsilon_n\}$, there exists a sequence Σ_n with $\Sigma = \lim_{n \rightarrow \infty} \Sigma_n > 0$ such that for all $n \in \mathbb{N}$*

$$\mathcal{D}^n := \epsilon_n^{-1} (\Sigma_n^{-1} \langle M^n \rangle_T - 1) \quad \text{and} \quad \frac{1}{\int_0^t |g_s^n|^2 ds}$$

are bounded in $L^p(\Omega)$ for any $p > 0$. Moreover, \mathcal{D}^n and $\Sigma_n^{-\frac{1}{2}} M_T^n$ converges weakly to a random variable, say (N_1, N_2) .

Fukasawa derives expansions of claims constructed from the model (R, A^n, X^n, g^n) , which can be written as $\mathbb{E}[F(Z_T)]$, where $F(z) = e^{-R(T)} f(S_0 \exp(z))$. A particular case of interest for the current article is when the martingale part M^n satisfies Hypothesis 4.1 and the Random variables N_1 and N_2 are normally distributed. In this case, the Martingale expansion can be used to give an asymptotic expansion of the implied volatility in terms of the vol-of-vol parameter. The following theorem is a combination of Theorem 2.4 and Corollary 2.6 found in [12].

Theorem 4.2. *Suppose F is a Borel measurable function of polynomial growth, and that Hypothesis 4.1 holds with N_1 and N_2 being normally distributed. Denote by $\sigma_n^2 T = \Sigma_n$. Then the Black-Scholes implied volatility can be expanded as*

$$\sigma_{BS} = \sigma_n \left(1 + \frac{\epsilon_n}{2} [\delta - \rho d_2] \right) + o(\epsilon_n), \tag{4.2}$$

where

$$\delta := \mathbb{E}[N_1], \quad \rho := \mathbb{E}[N_1 N_2],$$

and

$$d_1 := \frac{\log(S/K) + r + \Sigma_n/2}{\sqrt{\Sigma_n}}, \quad d_2 := d_1 - \sqrt{\Sigma_n}.$$

The following example is an application of the above theorem to the case when the volatility is assumed to be driven by a Gaussian Volterra process. This particular example will motivate the subsequent discussions on volatility models driven by super-rough processes. As this example is essentially [12, Sec. 3.3] adapted to general Volterra processes, we will sometimes refer to this particular case as *Fukasawa's example*.

Example 4.3 (Fukasawa's example with volatility driven by Gaussian Volterra processes.).
Consider the asset price dynamics given by

$$\begin{aligned} S_t &= S_0 \exp(Z_t) \\ Z_t &= R(t) - \frac{1}{2} \int_0^t g(Y_s^n)^2 ds + \int_0^t g(Y_s^n) [\rho dW'_s + \sqrt{1-\rho^2} dW_s], \end{aligned}$$

where for a null sequence $\{\epsilon_n\}$ we specify

$$Y_s^n = y + \epsilon_n \widehat{W}_s, \quad \widehat{W}_t := \int_0^t K(t-s) dW'_s,$$

and K is a possibly singular Volterra kernel, and the two processes $\{W_t\}_{t \in [0, T]}$ and $\{W'_t\}_{t \in [0, T]}$ are independent Brownian motions, and $\rho \in (0, 1)$ is the coefficient determining the correlation between Y^n and Z . Observe also that $(\int_0^T \widehat{W}_s ds, W'_T)$ is normally distributed with

$$\mathbb{E}[\int_0^T \widehat{W}_s ds W'_T] = \int_0^T \int_0^t K(t-s) ds dr.$$

Referring to (4.1), we now have $X^n = \int_0^\cdot g(Y_s^n) \sqrt{1-\rho^2} dW_s$ and $A^n = R(\cdot) - \int_0^\cdot g(Y_s^n)^2 ds$. Furthermore, $M_t^n := \int_0^t g(Y_s^n) [\rho dW'_s + \sqrt{1-\rho^2} dW_s]$, and we see that

$$\langle M \rangle_T = \int_0^T \mathbb{E}[g(Y_s^n)] ds$$

Assuming that g is twice differentiable and bounded away from 0, we set $\Sigma_n = \Sigma = g(y)^2 T$ we see that for $n \in \mathbb{N}$

$$\epsilon_n^{-1} \left(\frac{\langle M \rangle_T}{g(y)^2 T} - 1 \right) \quad \text{and} \quad \frac{1}{\int_0^T g^2(Y_s^n) ds}$$

are both bounded in $L^p(\Omega)$ for any $p > 0$. Furthermore $\Sigma_n M_T^n$ and $\epsilon_n^{-1} \left(\frac{\langle M \rangle_T}{g(y)^2 T} - 1 \right)$ are both seen to be normally distributed, and thus the conditions in Hypothesis 4.1 are satisfied. It follows from Theorem 4.2 that the Black-Scholes implied Volatility is given by

$$\sigma_{BS} = g(y) \left(1 - \frac{\epsilon_n \rho_{12}}{2} d_2 \right), \quad (4.3)$$

where we have used that $\mathbb{E}[N_1] = 0$. A first order Taylor expansion of g reveals that

$$\rho_{12}(T) := \frac{g'(y)\rho}{g(y)T^{3/2}} \int_0^T \mathbb{E}[\widehat{W}_s W'_T] ds = \frac{g'(y)\rho}{g(y)T^{3/2}} \int_0^T \int_0^t K(t-s) ds dt. \quad (4.4)$$

In subsequent sections, we will investigate this term in more detail for a particular choice of the Volterra kernel K .

5. SKEW EXPANSIONS WITH LOG-FRACTIONAL BROWNIAN MOTION

We now apply the small vol-of-vol expansion to log-moderated rough volatility models. In the first step, we compute the term ρ_{12} for such models.

5.1. ρ_{12} in the case of log-fractional Brownian motion. We will compute the term ρ_{12} given in Example 4.3 when the Volterra process is given as a log-fractional Brownian motion. Recall from (4.4) that ρ_{12} is given by

$$\rho_{12} = \frac{g'(y)\rho}{g(y)T^{3/2}} \int_0^T E \left[\widehat{W}_s W_T \right] ds, \quad (5.1)$$

where ρ is the correlation coefficient between the Brownian noises. We compute the integral on the r.h.s. under the assumption that T is small, more precisely, $T \leq \chi$. (Keep in mind that we are eventually going to look for asymptotics for $T \rightarrow 0$.)

Lemma 5.1. *Let $T > 0$ and $\{W_t\}_{t \in [0, T]}$ be a Brownian motion, and define the log-fractional Brownian motion $\widehat{W}_t = \int_0^t K(t-s) dW_s$, where the kernel is given as in (2.2). Then we have*

$$\int_0^T \mathbb{E} \left[W_T \widehat{W}_s \right] ds = \int_0^T \int_0^s K(s-r) dr ds = I_1(T \wedge \chi) + \mathbb{1}_{T > \chi} (I_2(T, \chi) + I_3(T, \chi)),$$

where

$$\begin{aligned} I_1(T) &:= C\zeta^{-p} \log \left(\frac{1}{T} \right)^{1-p} \left[T \mathbb{E}_p \left((H + 1/2) \log \left(\frac{1}{T} \right) \right) - \mathbb{E}_p \left((H + 3/2) \log \left(\frac{1}{T} \right) \right) \right], \\ I_2(T, \chi) &:= \frac{C}{H + 1/2} \left(\frac{T^{H+3/2} - \chi^{H+3/2}}{H + 3/2} - (T - \chi) \chi^{H+1/2} \right), \\ I_3(T, \chi) &:= C\zeta^{-p} (T - \chi) \log \left(\frac{1}{\chi} \right)^{1-p} \mathbb{E}_p \left((H + 1/2) \log \left(\frac{1}{\chi} \right) \right). \end{aligned}$$

Proof. It is tempting to integrate the formula in Lemma 3.3, but we were not able to find a closed form expression this way. Rather, let us start from scratch. Clearly, we have that

$$\int_0^T \mathbb{E} [W_T \widehat{W}_s] ds = \int_0^T \int_0^s K(s-r) dr ds =: I(T).$$

We first assume that $T \leq \chi$. Using the representation of the kernel given in (2.2) we see that

$$\begin{aligned} \int_0^T \int_0^s K(s-r) dr ds &= \int_0^T C\zeta^{-p} \int_0^s (s-r)^{H-1/2} \log \left(\frac{1}{s-r} \right)^{-p} dr ds \\ &= C\zeta^{-p} \int_0^T \int_0^s r^{H-1/2} \log \left(\frac{1}{r} \right)^{-p} dr ds \\ &= C\zeta^{-p} \int_0^T \int_r^T ds r^{H-1/2} \log \left(\frac{1}{r} \right)^{-p} dr \\ &= C\zeta^{-p} \left[T \int_0^T r^{H-1/2} \log \left(\frac{1}{r} \right)^{-p} dr - \int_0^T r^{H+1/2} \log \left(\frac{1}{r} \right)^{-p} dr \right]. \end{aligned}$$

By Lemma 3.1 it then follows that

$$\begin{aligned}\int_0^T r^{H-1/2} \log\left(\frac{1}{r}\right)^{-p} dr &= \log\left(\frac{1}{T}\right)^{1-p} \mathbb{E}_p\left(\left(H + 1/2\right) \log\left(\frac{1}{T}\right)\right), \\ \int_0^T r^{H+1/2} \log\left(\frac{1}{r}\right)^{-p} dr &= \log\left(\frac{1}{T}\right)^{1-p} \mathbb{E}_p\left(\left(H + 3/2\right) \log\left(\frac{1}{T}\right)\right).\end{aligned}$$

Putting the terms together, we obtain

$$I(T) = I_1(T) = C\zeta^{-p} \log\left(\frac{1}{T}\right)^{1-p} \left[T\mathbb{E}_p\left(\left(H + 1/2\right) \log\left(\frac{1}{T}\right)\right) - \mathbb{E}_p\left(\left(H + 3/2\right) \log\left(\frac{1}{T}\right)\right) \right].$$

Let us now consider the case $T > \chi$. The integral can then naturally be split as

$$\begin{aligned}I(T) &= \int_0^\chi \int_0^s K(s-r) dr ds + \int_\chi^T \int_0^{s-\chi} K(s-r) dr ds + \int_\chi^T \int_{s-\chi}^s K(s-r) dr ds \\ &= I(\chi) + \int_\chi^T \int_\chi^s K(u) du ds + \int_\chi^T \int_0^\chi K(u) du ds,\end{aligned}$$

noting that $I(\chi)$ is already known. An elementary calculation gives us the second term,

$$\begin{aligned}\int_\chi^T \int_\chi^s K(u) du ds &= C \int_\chi^T \int_\chi^s u^{H-1/2} du ds = \frac{C}{H+1/2} \int_\chi^T \left(s^{H+1/2} - \chi^{H+1/2} \right) ds \\ &= \frac{C}{H+1/2} \left(\frac{T^{H+3/2} - \chi^{H+3/2}}{H+3/2} - (T-\chi)\chi^{H+1/2} \right).\end{aligned}$$

Finally, regarding the third term we do a substitution of variables and apply Lemma 3.1 to obtain

$$\begin{aligned}\int_\chi^T \int_0^\chi K(u) du ds &= C\zeta^{-p}(T-\chi) \int_0^\chi \log\left(\frac{1}{u}\right)^{-p} u^{H-1/2} du \\ &= C\zeta^{-p}(T-\chi) \log\left(\frac{1}{\chi}\right)^{1-p} \mathbb{E}_p\left(\left(H + 1/2\right) \log\left(\frac{1}{\chi}\right)\right).\end{aligned}\quad \square$$

5.2. Asymptotic expansion for Example 4.3. We continue with a discussion of Example 4.3, when the volatility depends on a log-fBm. As we have already computed ρ_{12} , we have all ingredients for the asymptotic expansion in terms of small vol-of-vol. We are also interested in the short time behaviour of this term, which relies on the following well known asymptotic expansion of the exponential integral \mathbb{E}_p :

$$\mathbb{E}_p(x) \sim \frac{e^{-x}}{x} \left[1 - \frac{p}{x} + \frac{p(p+1)}{x^2} \pm \dots \right] \text{ as } x \rightarrow \infty. \quad (5.2)$$

Lemma 5.2. *The term ρ_{12} in (5.1) satisfies the asymptotic expansion*

$$\rho_{12} = \frac{g'(y)}{g(y)} \frac{C\zeta^{-p}\rho}{(H+1/2)(H+3/2)} \log\left(\frac{1}{T}\right)^{-p} T^H (1 + o(1))$$

as $T \rightarrow 0$.

Proof. Using the asymptotic expansion in (5.2) we have

$$\mathbb{E}_p \left((H + 1/2) \log \left(\frac{1}{T} \right) \right) = \frac{T^{H+1/2}}{(H + 1/2) \log \left(\frac{1}{T} \right)} (1 + o(1)), \quad (5.3)$$

$$\mathbb{E}_p \left((H + 3/2) \log \left(\frac{1}{T} \right) \right) = \frac{T^{H+3/2}}{(H + 3/2) \log \left(\frac{1}{T} \right)} (1 + o(1)), \quad (5.4)$$

as $T \rightarrow 0$. Hence (as $T < \chi$ eventually), we obtain

$$\int_0^T \mathbb{E} \left[W_T \widehat{W}_s \right] ds = \frac{C\zeta^{-p}}{(H + 1/2)(H + 3/2)} \log \left(\frac{1}{T} \right)^{-p} T^{H+3/2} (1 + o(1)).$$

Recalling (5.1), we have

$$\rho_{12} = \frac{g'(y)\rho}{g(y)T^{3/2}} \int_0^T E \left[W_T \widehat{W}_s \right] ds = \frac{g'(y)}{g(y)} \frac{C\zeta^{-p}\rho}{(H + 1/2)(H + 3/2)} \log \left(\frac{1}{T} \right)^{-p} T^H (1 + o(1)). \quad \square$$

Let us now look again at the implied volatility found in Theorem 4.2 and in Example 4.3. By the formula (4.2) in we have

$$\sigma_{BS} = \sigma \left(1 - \frac{\rho_{12}d_2}{2} \epsilon_n \right) (1 + o(\epsilon_n)),$$

Following Example 4.3, setting $R(t) := rt$ for a constant $r > 0$, $\sigma := g(y)$, $\Sigma := g(y)^2 T$, and

$$d_2 = \frac{\log \left(\frac{S_0}{K} \right) + r - \frac{\Sigma}{2}}{\sqrt{\Sigma}}.$$

Hence, the part of the leading order term depending on log-moneyness $\log \left(\frac{S_0}{K} \right)$ is

$$-\frac{\sigma}{2} \rho_{12} \frac{\log \left(\frac{S_0}{K} \right)}{g(y)\sqrt{T}} \epsilon_n = -a\rho \log \left(\frac{1}{T} \right)^{-p} T^{H-1/2} \log \left(\frac{S_0}{K} \right) \epsilon_n (1 + o_T(1)),$$

with

$$a := \frac{1}{2} \frac{g'(y)}{g(y)} \frac{C\zeta^{-p}}{(H + 1/2)(H + 3/2)} = \begin{cases} \frac{1}{2} \frac{g'(y)}{g(y)} \left[\sqrt{E(2H/\zeta)/\zeta + \frac{1 - \exp(-2H/\zeta)}{2H}} \zeta^p (H + 1/2)(H + 3/2) \right]^{-1}, & H > 0, \\ \frac{3}{8} \frac{g'(y)}{g(y)} \zeta^{1/2-p} \sqrt{\frac{2p-1}{2p}}, & H = 0. \end{cases} \quad (5.5)$$

Remark 5.3. As the skew asymptotic is linear in $a = a_{H,\zeta,p}$, we may think of these model parameters to contribute to *vol-of-vol*. It turns out that a varies considerably as a function of ζ and p for fixed roughness H . The actual asymptotic skew formula is, fortunately, much more stable, see Figure 7.3.

These considerations leads to the following theorem regarding the ATM volatility skew for small vol-of-vol and short maturity T :

Theorem 5.4. *The implied volatility in Example 4.3 with log-moderated fBm satisfies*

$$\sigma_{BS} = g(y) \left(1 - \frac{\rho_{12}d_2}{2} \epsilon_n \right) (1 + o(\epsilon_n))$$

with ρ_{12} given by (5.1) together with Lemma 5.1 and

$$d_2 = \frac{\log\left(\frac{S_0}{K}\right) + r - \frac{g(y)^2 T}{2}}{g(y)\sqrt{T}}.$$

For log-moneyness $k, k' \in \mathbb{R}$, short maturity T , and any $0 \leq H \leq 1/2$, the skew therefore behaves like

$$\frac{\sigma_{BS}(T, k) - \sigma_{BS}(T, k')}{k - k'} \approx -a\rho \log\left(\frac{1}{T}\right)^{-p} T^{H-1/2} \epsilon_n,$$

with a defined in (5.5).

5.3. The rough Bergomi model. As a practical example, we consider here the rough Bergomi model, when the driving noise of the instantaneous variance is given as a log-fBm. To this end, denote by $\xi(u) = \mathbb{E}_{\mathbb{Q}}[v_u | \mathcal{F}_0]$, where v denotes the instantaneous variance. The rough Bergomi model is given by

$$\begin{aligned} S_t^n &= S_0 \mathcal{E}\left(\int_0^t \sqrt{v_s^n} dB_s\right) \\ v_t^n &= \xi(t) \mathcal{E}\left(\epsilon_n \int_0^t K(t-s) dW_s'\right) \end{aligned} \tag{5.6}$$

where $B_t = \rho W_t' + \sqrt{1-\rho^2} W_t$.

Theorem 5.5. *Let for $n \in \mathbb{N}$, let (S^n, v^n) be a stochastic volatility model given with rough Bergomi dynamics as in (5.6), where $\{\epsilon_n\}_{n \in \mathbb{N}}$ is a null sequence, representing vol-of-vol η , and where the Volterra kernel K is given as in (2.2). Then the following expansion holds for the implied volatility surface*

$$\sigma_{BS}(T, k) = k \epsilon_n \frac{T^{-\frac{1}{2}}}{2} \left(\int_0^T \xi(s) ds\right)^{-\frac{3}{2}} \int_0^T \xi(s) \int_0^s K(s-r) \sqrt{\xi(r)} dr ds + o(\epsilon_n),$$

where $k = \log(S_0/K)$ denotes log-moneyness and T is maturity time. Furthermore, the ATM volatility skew behaves like

$$\frac{\sigma_{BS}(T, k) - \sigma_{BS}(T, k')}{k - k'} \approx \frac{\epsilon_n T^{-\frac{1}{2}}}{2} \left(\int_0^T \xi(s) ds\right)^{-\frac{3}{2}} \int_0^T \xi(s) \int_0^s K(s-r) \sqrt{\xi(r)} dr ds.$$

Proof. For the proof of this theorem we will apply the martingale expansion of Theorem 4.2 to obtain the implied volatility expansion. To this end, we need to verify that Hypothesis 4.1 holds for this particular model. Since $g(y) \sim e^y$ is unbounded, we cannot apply Lemma 5.2 directly, and we need to verify that the conditions in Hypothesis 4.1 indeed holds. We begin to specify the terms of Fukasawa's expansion.

In this case we have

$$\begin{aligned} A_t^n &= -\frac{1}{2} \int_0^t v_s^n ds \\ M_t^n &= \sqrt{1-\rho^2} \int_0^t \sqrt{v_s^n} dW_s' + \rho \int_0^t \sqrt{v_s^n} dW_s. \end{aligned}$$

It is readily seen that $\langle M^n \rangle = -2A^n$. We set $\Sigma_n = \Sigma = \int_0^T \xi(s)ds$ and we see that for each $n \in \mathbb{N}$

$$\mathcal{D}^n = \epsilon_n^{-1} (\Sigma^{-1} \int_0^T \xi(s) \mathcal{E} \left(\epsilon_n \int_0^s K(s-r) dW_r \right) ds - 1)$$

is bounded in $\mathcal{D}^n \in L^p(\Omega)$ for any $p > 0$. Furthermore, by Jensen's inequality, it follows that $\left(\int_0^T v_s^n ds \right)^{-1}$ is bounded in $L^p(\Omega)$. Indeed, we see that

$$\mathbb{E} \left[\left(\int_0^T v_s^n ds \right)^{-p} \right] \leq \int_0^T \mathbb{E} [(v_s^n)^{-p}] ds < \infty,$$

where we have used that $(v_s^n)^{-1} = v_t^n = \xi(t) \mathcal{E} \left(-\epsilon_n \int_0^t K(t-s) dW_s \right)$ which is contained in $L^p(\Omega)$. Moreover, we see that \mathcal{D}^n and $\Sigma^{-1/2} M_T^n$ converge weakly to the normal random variables N_1 and N_2 . In particular, we have that

$$N_1 = \frac{\int_0^T \xi(s) \int_0^t K(s-r) dW_r ds}{\Sigma} \quad \text{and} \quad N_2 = \frac{\int_0^T \sqrt{\xi(s)} dB_s}{\sqrt{\Sigma}}.$$

We can therefore apply Theorem 4.2 to the rough Bergomi model. To this end, we need to compute $\rho_{12} = \mathbb{E}[N_1 N_2]$, and we observe that

$$\rho_{12} = \rho \Sigma^{-\frac{3}{2}} \int_0^T \xi(s) \int_0^s K(s-r) \sqrt{\xi(r)} dr ds.$$

Explicit computations of this term is more difficult, due to the integration over the variance curve. Of course, if $\xi(s) = \xi$ is constant, then ρ_{12} is computed identically as in Lemma 5.2. It follows from Theorem 4.2, using that $\sigma_n = \sqrt{\frac{\Sigma}{T}}$, that the implied Volatility is given by

$$\sigma_{BS} = \sqrt{\frac{\Sigma}{T}} \left(1 - \frac{\epsilon_n}{2} \rho_{12} d_2 \right) + o(\epsilon_n)$$

Inserting the values for d_2 and ρ_{12} , considering the leading order term involving the log-moneyness $k = \log \left(\frac{S}{K} \right)$, we find that

$$\sigma_{BS}(T, k) = k \frac{\epsilon_n T^{-\frac{1}{2}}}{2} \Sigma^{-\frac{3}{2}} \int_0^T \xi(s) \int_0^s K(s-r) \sqrt{\xi(r)} dr ds + o(\epsilon_n),$$

where $k = \log \left(\frac{S}{K} \right)$. Furthermore, from the above formula, it is straight forward to see that the ATM volatility skew behaves like

$$\frac{\epsilon_n T^{-\frac{1}{2}}}{2} \Sigma^{-\frac{3}{2}} \int_0^T \xi(s) \int_0^s K(s-r) \sqrt{\xi(r)} dr ds.$$

Substituting $\Sigma = \int_0^T \xi(s)ds$, concludes the proof. \square

Corollary 5.6. *In the super-rough Bergomi model with constant forward variance curve ξ , the ATM skew behaves like*

$$\frac{\sigma_{BS}(T, k) - \sigma_{BS}(T, k')}{k - k'} \approx -a\rho \log \left(\frac{1}{T} \right)^{-p} T^{H-1/2} \epsilon_n, \quad \text{as } T \rightarrow 0,$$

with a given in (5.5), substituting $g(x) \equiv \xi(0) \exp(x)$.

6. ASYMPTOTIC SKEW UNDER LOG-FRACTIONAL VOLATILITY

In Section 5 we show an expansion for the implied skew in small time and small vol-of-vol using the martingale expansion outlined in Section 4. We attempt here to understand the short time behavior of a log-modulated rough stochastic volatility model without considering the small vol-of-vol regime, but just the short time asymptotics. For this, we adapt Fukasawa's framework of [13, 6, 14] to log-fractional volatility, using the "regular variation" language. Let us consider, similarly to (5.6), a stochastic volatility model of the form

$$\begin{aligned} S_t &= S_0 \mathcal{E} \left(\int_0^t \sqrt{v_s} dB_s \right), \\ v_t &= \xi(t) \mathcal{E} \left(\eta \int_0^t K(t, s) dW'_s \right) \end{aligned}$$

where $B_s = \rho W'_s + \sqrt{1 - \rho^2} W_s$, $\eta > 0$. For now, we do not assume the specific form (2.1) for K , but only square integrability. Let $s(t) := \left(\int_0^t K(t, s)^2 ds \right)^{1/2}$. To allow logarithmic corrections to the fractional power-law type kernels we assume $s(t) \rightarrow 0$ as $t \rightarrow 0$ and s to be regularly varying at 0: for some L slowly varying,

$$s(t) = t^H L(t)$$

(so $L(t) \rightarrow 0$ if $H = 0$). We also assume $H \in [0, 1/2)$ (rough but also super-rough volatility). Let

$$\begin{aligned} \bar{\xi}(t) &:= \frac{1}{t} \int_0^t \xi(u) du, \\ \mathcal{K} &:= \lim_{t \rightarrow 0} \frac{\int_0^t K(t, s) ds}{\sqrt{t \int_0^t K^2(t, s) ds}}, \\ \alpha(z) &:= z \frac{\rho \eta \mathcal{K}}{\sqrt{v_0} (2H + 3)} \end{aligned}$$

where v_0 is spot volatility and $\xi(\cdot)$ is continuous at 0. The following theorem and corollary are inspired by [14, Theorem 2.1 and Corollary 2.1], modified in order to be applicable to log-fractional volatility.

Theorem 6.1. *Denoting $\sigma_{BS}(k, T)$ the Black-Scholes implied volatility at time 0 with expiry T and log-moneyness k . For $z \in \mathbb{R}$ and $T \rightarrow 0$,*

$$\sigma_{BS}(z\sqrt{T}, T) = \sqrt{\bar{\xi}(T)} (1 + \alpha(z)s(T)) + o(s(T))$$

Corollary 6.2. *The implied skew behaves as follows: for $z' \neq z$, if $\mathcal{K} \neq 0$,*

$$\frac{\sigma_{BS}(z\sqrt{T}, T) - \sigma_{BS}(z'\sqrt{T}, T)}{z\sqrt{T} - z'\sqrt{T}} \sim \frac{\rho \eta \mathcal{K}}{2H + 3} \frac{s(T)}{\sqrt{T}},$$

where \sim denotes asymptotic equivalence as $T \rightarrow 0$. If $\mathcal{K} = 0$,

$$\frac{\sqrt{T}}{s(T)} \frac{\sigma_{BS}(z\sqrt{T}, T) - \sigma_{BS}(z'\sqrt{T}, T)}{z\sqrt{T} - z'\sqrt{T}} \rightarrow 0.$$

Remark 6.3. It always holds $\mathcal{K} \leq 1$. This corollary gives the exact scaling of the implied skew if $\mathcal{K} \neq 0$, otherwise just gives an upper bound.

Proof. This proof is based on [14, Appendix A], [13, Theorem 1]. Note that

$$\left(\frac{1}{\sqrt{t}} \left(\frac{S_t}{S_0} - 1 \right), \frac{1}{\eta s(t)} \left(\frac{v_t}{\xi(t)} - 1 \right) \right) \rightarrow (\gamma, \delta)$$

in law as $t \rightarrow 0$, where (γ, δ) is a centred 2-dim Gaussian with covariance

$$\Sigma = \begin{pmatrix} v_0 & \rho\sqrt{v_0}\mathcal{K} \\ \rho\sqrt{v_0}\mathcal{K} & 1 \end{pmatrix}. \quad (6.1)$$

For $t > 0, u \in [0, 1]$ let us write

$$X_u^t = \frac{1}{\sqrt{t}} \left(\frac{S_{ut}}{S_0} - 1 \right)$$

Note that X^t is a martingale in u for fixed t , with quadratic variation

$$d\langle X^t \rangle_u = (S_{tu}/S_0)^2 v_{ut} du = (1 + \sqrt{t}X_u^t)^2 v_{ut} du.$$

We write $\Delta = (e^{z\sqrt{t}} - 1)/\sqrt{t}$. We use the Bachelier pricing equation as in [13, 14],

$$\frac{\partial p}{\partial u}(x, u) + \frac{1}{2}\xi(ut)\frac{\partial^2 p}{\partial x^2}(x, u) = 0, \quad p(x, 1) = (\Delta - x)^+$$

whose explicit solution is given by

$$p(x, u) = (\Delta - x)\Phi\left(\frac{t(\Delta - x)}{\int_{ut}^t \xi(s)ds}\right) + \phi\left(\frac{t(\Delta - x)}{\int_{ut}^t \xi(s)ds}\right) \frac{1}{t} \int_{ut}^t \xi(s)ds \quad (6.2)$$

with Φ, ϕ standard normal distribution function and density. By Itô's formula we rewrite the following rescaled put option price in terms of X^t

$$\begin{aligned} \frac{E[(S_0 e^{z\sqrt{t}} - S_t)^+]}{S_0 \sqrt{t}} &= E[(\Delta - X_1^t)^+] = E[p(X_1^t, 1)] \\ &= p(0, 0) + \frac{1}{2}E\left[\int_0^1 \frac{\partial^2 p}{\partial x^2}(X_u^t, u)(v_{ut} - \xi(ut))du\right] \\ &\quad + \frac{1}{2}E\left[\int_0^1 \frac{\partial^2 p}{\partial x^2}(X_u^t, u)(2\sqrt{t}X_u^t + t(X_u^t)^2)v_{ut}du\right] \end{aligned} \quad (6.3)$$

Since (as in [14])

$$\int_0^1 E\left[\frac{\partial^2 p}{\partial x^2}(X_u^t, u)X_u^t v_{ut}\right] du \rightarrow v_0 \frac{z\sqrt{v_0}}{2} \phi\left(\frac{z}{\sqrt{v_0}}\right)$$

we have

$$E\left[\int_0^1 \frac{\partial^2 p}{\partial x^2}(X_u^t, u)(2\sqrt{t}X_u^t + t(X_u^t)^2)v_{ut}du\right] = O(\sqrt{t})$$

so this term is negligible in (6.3). Now we use our different (possibly logarithmic) scaling assumption for the volatility and get

$$\left(X_u^t, \frac{v_{tu} - \xi(tu)}{\eta s(tu)} \right) \xrightarrow{t \rightarrow 0} (\sqrt{u}\gamma, v_0\delta).$$

Again as in [14], as $t \rightarrow 0$ we have

$$\frac{\partial^2 p}{\partial x^2}(X_u^t, u) \xrightarrow{t \rightarrow 0} \frac{1}{\sqrt{v_0(1-u)}} \phi\left(\frac{z - \sqrt{u}\gamma}{\sqrt{v_0(1-u)}}\right)$$

in law for each $u \in [0, 1)$. We have

$$\frac{1}{s(t)} \int_0^1 E \left[\frac{\partial^2 p}{\partial x^2}(X_u^t, u)(v_{ut} - \xi(ut)) \right] du = \int_0^1 \frac{s(ut)}{s(t)u^H} \frac{u^H}{s(ut)} E \left[\frac{\partial^2 p}{\partial x^2}(X_u^t, u)(v_{ut} - \xi(ut)) \right] du.$$

Regular variation of $s(\cdot)$ implies $s(ut) \sim u^H s(t)$ as $t \rightarrow 0$. So,

$$\begin{aligned} & \lim_t \frac{1}{s(t)} \int_0^1 E \left[\frac{\partial^2 p}{\partial x^2}(X_u^t, u)(v_{ut} - \xi(ut)) \right] du \\ &= \lim_t \int_0^1 \frac{u^H}{s(ut)} E \left[\frac{\partial^2 p}{\partial x^2}(X_u^t, u)(v_{ut} - \xi(ut)) \right] du \\ &= \int_0^1 E \left[\frac{u^H \eta v_0 \delta}{\sqrt{v_0(1-u)}} \phi\left(\frac{z - \sqrt{u}\gamma}{\sqrt{v_0(1-u)}}\right) \right] du. \end{aligned}$$

The joint (Gaussian) density of γ and δ is given in (6.1). Explicit computations give

$$\lim_t \frac{1}{s(t)} \int_0^1 E \left[\frac{\partial^2 p}{\partial x^2}(X_u^t, u)(v_{ut} - \xi(ut)) \right] du = \frac{z\rho\eta\mathcal{K}}{H+3/2} \phi\left(\frac{z}{\sqrt{v_0}}\right).$$

Now, from the definition of α and (6.2), we write the rescaled put option with expiry t as

$$\begin{aligned} \frac{E[(S_0 e^{z\sqrt{t}} - S_t)^+]}{S_0 \sqrt{t}} &= p(0, 0) + \alpha(z) \sqrt{v_0} \phi\left(\frac{z}{\sqrt{v_0}}\right) s(t) + o(s(t)) \\ &= \Delta \Phi\left(\frac{\Delta}{\sqrt{\bar{\xi}(t)}}\right) + \sqrt{\bar{\xi}(t)} \phi\left(\frac{\Delta}{\sqrt{\bar{\xi}(t)}}\right) (1 + \alpha(z)s(t)) + o(s(t)). \end{aligned} \tag{6.4}$$

Let $p_{BS}(K, t, \sigma)$ denote the price under the Black-Scholes model of a put option with strike K , expiry t and volatility σ . We have the following Taylor expansion, holding for fixed a , analogous to [14, Equation (6)]

$$\frac{p_{BS}(S_0 e^{z\sqrt{t}}, t, \sigma + as(t))}{S_0 \sqrt{t}} = \Delta \Phi\left(\frac{\Delta}{\sigma}\right) + \sigma \phi\left(\frac{\Delta}{\sigma}\right) \left(1 + \frac{a}{\sigma} s(t)\right) + o(s(t)).$$

We have equality with (6.4) with

$$\sigma = \sqrt{\bar{\xi}(t)}, \quad a = \alpha(z) \sqrt{\bar{\xi}(t)},$$

and the implied volatility expansion follows taking $T = t$ (at least formally). \square

6.1. Asymptotic skew of the (super) rough Bergomi model. We consider now the model with K given in (2.1) and (2.2). We have, using Lemma 3.1, Lemma 3.2 and (5.3)

$$\begin{aligned} \int_0^t K(t, s)^2 ds &\sim \begin{cases} \frac{C^2 \zeta^{-2p}}{2p-1} \log(1/t)^{1-2p} & \text{for } H = 0 \\ \frac{C^2 \zeta^{-2p}}{2H} \log(1/t)^{-2p} t^{2H} & \text{for } H > 0 \end{cases} \\ \int_0^t K(t, s) ds &\sim \frac{C \zeta^{-p}}{H+1/2} \log(1/t)^{-p} t^{H+1/2} \text{ for } H \geq 0 \end{aligned}$$

We get $\mathcal{K} = \sqrt{2H}/(H + 1/2)$ for $H \in [0, 1/2)$. So, writing “skew” in the sense of Corollary 6.2,

$$\text{skew} \sim \frac{\rho\eta C\zeta^{-p}}{(2H+3)(H+1/2)} T^{H-1/2} \log(1/T)^{-p},$$

for $H > 0$, and we recover the analogous result to (1.6) and Theorem 5.5. For $H = 0$, we can say

$$T^{1/2} \log(1/T)^{p-1/2} \text{skew} \rightarrow 0,$$

which gives an upper bound, but we do not get the precise time-scaling of the skew. However, this upper bound is consistent with the small vol-of-vol result (1.6), even for $H = 0$. Moreover, from Figure 1.1b, it seems reasonable to expect that the same asymptotics should hold for the skew at $H = 0$. The question remains open, whether it is possible to obtain a precise short-time asymptotic result without using a small vol-of-vol expansion.

As a sanity check, note that when K is the classical Riemann-Liouville kernel we recover the well known constant in the explosion of the skew, see e.g. [4, 13].

7. NUMERICAL ANALYSIS

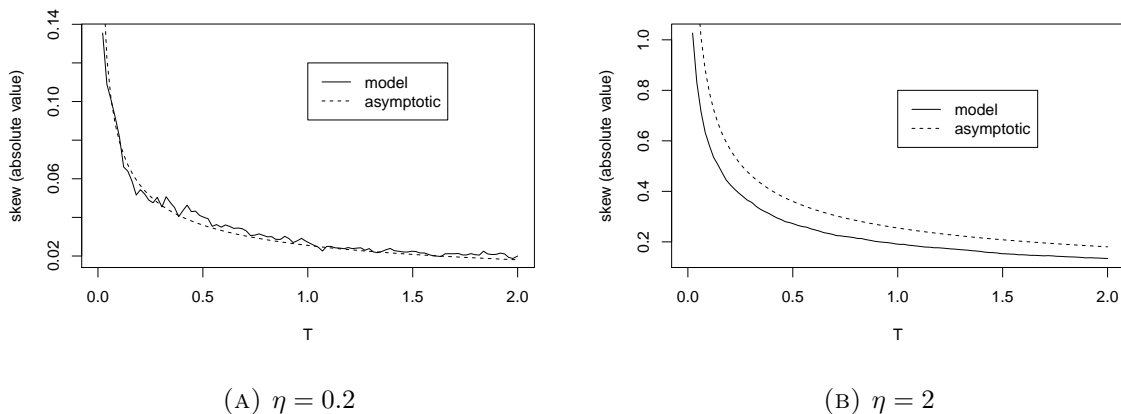


FIGURE 7.1. Asymptotic formula for the ATM-skew for small vol-of-vol in the super-rough Bergomi model with $H = 0$, $\rho = -0.7$, $\zeta = 0.1$, $p = 2$, and small vol-of-vol $\eta = 0.2$ vs “normal” vol-of-vol $\eta = 2$. The asymptotic formula is compared against skews computed by Monte Carlo simulation.

We supplement the theoretical results by some numerical experiments. In all these examples, we use the super-rough Bergomi model (5.6). Skews are computed based on Monte Carlo simulation with exact simulation of the log-fractional Brownian motion (2.1) together with (2.2). More precisely, we compute the covariance function of (W, \widehat{W}) using the formulas in Section 3 as well as numerical integration for the auto-covariance of \widehat{W} . Exact simulation from (W, \widehat{W}) is then done by the Cholesky method. Given samples from the stochastic variance, the asset price processes is computed by Euler discretization. We start by comparing the small vol-of-vol expansion with the skews obtained in the model, see Theorem 5.5.

In Figure 7.1, we compare the asymptotic formula with the actual skew for two different values of the vol-of-vol parameter η . Clearly, for small η (left), the accuracy is extremely good, and the fit deteriorates noticeably when η is increased. Note that we concentrate on the case $H = 0$, as here the behaviour obviously differs most from the rough Bergomi case.

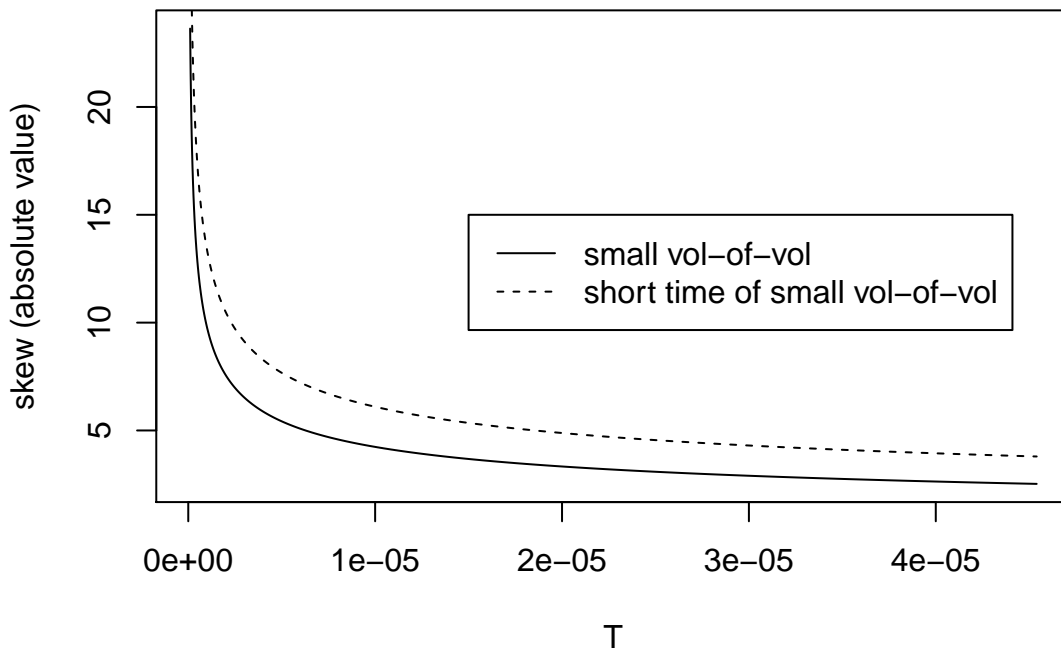


FIGURE 7.2. Short time expansion of the asymptotic formula for the ATM-skew for small vol-of-vol, see Theorem 5.4 together with Theorem 5.5. The parameters correspond to Figure 7.1a

Next we consider the short-time asymptotic of the asymptotic skew formula obtained in Theorem 5.5 together with Theorem 5.4, see Figure 7.2. We should note that Theorem 5.4 only provides the short time asymptotic for $0 < T < \chi = e^{-1/\zeta} \approx 5 \times 10^{-5}$ in our example. Hence, we need to zoom in very closely for the asymptotic formula to hold. The Figure indicates that the convergence of the short-time asymptotics is very slow.

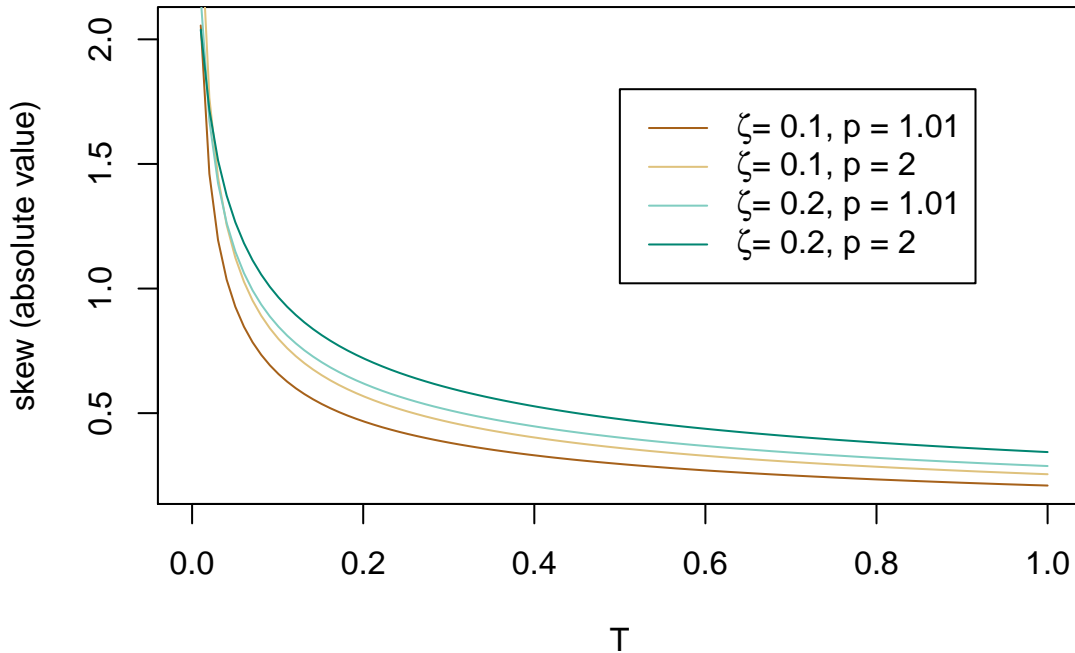


FIGURE 7.3. Asymptotic skew formulas for small vol-of-vol in the super-rough Bergomi model for different values of ζ and p . The remaining parameters are $H = 0$, $\rho = -0.7$, $\eta = 2$, $\xi \equiv 0.04$.

Coming back to the discussion of the additional parameters ζ and p in Remarks 2.2 and 5.3, we compare the small vol-of-vol skew formulas of Theorem 5.5 for different values of ζ and p , see Figure 7.3. Clearly, the absolute value of the ATM skew is increasing in both ζ and p , which indicates that one of these parameters could be easily removed – by fixing it to a canonical value. In this case, we suggest to fix p to a value close to 1, such as $p = 1.01$ as used in the plot.

Finally, we compare the super-rough Bergomi model with the standard rough Bergomi model. Figure 7.4 compares ATM-skews – as computed by Monte Carlo simulation – for both models and different values of H . As expected, the curves differ substantially for very small H , but move closely together for H large. In this sense, the super-rough Bergomi model can be seen as a perturbation of the rough Bergomi model for $H \gg 0$, which is still well-defined in the limit $H = 0$ – naturally departing from the rough Bergomi model in the process, i.e., as $H \rightarrow 0$.

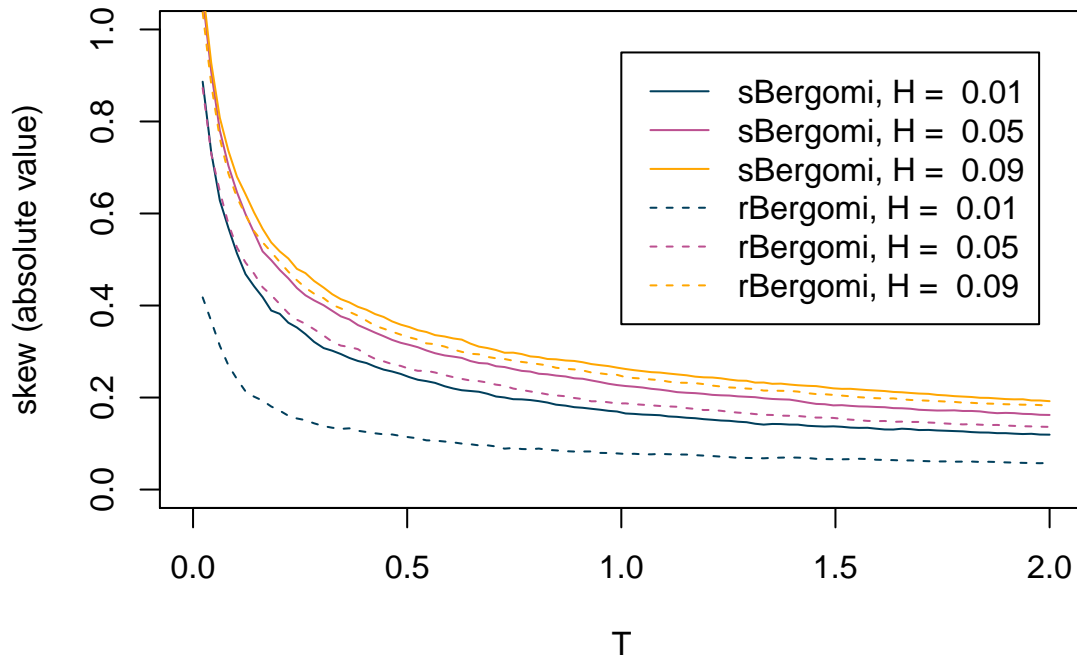


FIGURE 7.4. Comparisons between the ATM skews of a rough Bergomi model and a corresponding super-rough Bergomi model for $H \in \{0.01, 0.05, 0.09\}$. Skews are computed by Monte Carlo simulation. The remaining parameters are $\eta = 2$, $\rho = -0.7$, $\xi(t) \equiv 0.04$, and $\zeta = 0.1$, $p = 1.1$.

REFERENCES

- [1] E. ALÒS, J. A. LEÓN, AND J. VIVES, *On the short-time behavior of the implied volatility for jump-diffusion models with stochastic volatility*, Finance and Stochastics, 11 (2007), pp. 571–589.
- [2] C. BAYER, P. FRIZ, AND J. GATHERAL, *Pricing under rough volatility*, Quantitative Finance, 16 (2016), pp. 887–904.
- [3] C. BAYER, P. K. FRIZ, P. GASSIAT, J. MARTIN, AND B. STEMPER, *A regularity structure for rough volatility*, Mathematical Finance, (2019).
- [4] C. BAYER, P. K. FRIZ, A. GULISASHVILI, B. HORVATH, AND B. STEMPER, *Short-time near-the-money skew in rough fractional volatility models*, Quantitative Finance, 19 (2019), pp. 779–798.
- [5] M. BENNEDSEN, A. LUNDE, AND M. S. PAKKANEN, *Decoupling the short-and long-term behavior of stochastic volatility*, arXiv preprint arXiv:1610.00332, (2016).
- [6] O. EL EUCH, M. FUKASAWA, J. GATHERAL, AND M. ROSENBAUM, *Short-term at-the-money asymptotics under stochastic volatility models*, SIAM Journal on Financial Mathematics, 10 (2019), pp. 491–511.
- [7] O. EL EUCH AND M. ROSENBAUM, *The characteristic function of rough Heston models*, Mathematical Finance, 29 (2019), pp. 3–38.
- [8] M. FORDE, M. FUKASAWA, S. GERHOLD, AND B. SMITH, *The rough Bergomi model as $H \rightarrow 0$ - skew flattening/blow up and non-Gaussian rough volatility*, (2020).
- [9] M. FORDE, S. GERHOLD, AND B. SMITH, *Small-time, large-time and $H \rightarrow 0$ asymptotics for the rough Heston model*, (2020).

- [10] P. FRIZ, P. PIGATO, AND J. SEIBEL, *The step stochastic volatility model (ssvm)*, Available at SSRN: <https://ssrn.com/abstract=3595408>, (2020).
- [11] M. FUKASAWA, *Normalization for implied volatility*, Preprint arXiv:1008.5055, (2010).
- [12] ———, *Asymptotic analysis for stochastic volatility: Martingale expansion*, Finance and Stochastics, 15 (2011), pp. 635–654.
- [13] ———, *Short-time at-the-money skew and rough fractional volatility*, Quantitative Finance, 17 (2017), pp. 189–198.
- [14] ———, *Volatility has to be rough*, arXiv:2002.09215, (2020).
- [15] M. FUKASAWA, T. TAKABATAKE, AND R. WESTPHAL, *Is volatility rough?*, arXiv preprint arXiv:1905.04852, (2019).
- [16] J. GATHERAL, T. JAISSON, AND M. ROSENBAUM, *Volatility is rough*, Quantitative Finance, 18 (2018), pp. 933–949.
- [17] A. GULISASHVILI, *Time-inhomogeneous Gaussian stochastic volatility models: Large deviations and super roughness*, 2020.
- [18] P. HAGER AND E. NEUMAN, *The multiplicative chaos of $h = 0$ fractional brownian fields*, 2020.
- [19] F. A. HARANG AND N. PERKOWSKI, *C -infinity regularization of ODEs perturbed by noise*, 2020.
- [20] E. A. JABER, *Weak existence and uniqueness for affine stochastic Volterra equations with L^1 -kernels*, 2019.
- [21] P. JUSSELIN AND M. ROSENBAUM, *No-arbitrage implies power-law market impact and rough volatility*, Mathematical Finance, (2020). Available online at <https://onlinelibrary.wiley.com/doi/abs/10.1111/mafi.12254>.
- [22] M. KELLER-RESSEL, M. LARSSON, AND S. PULIDO, *Affine rough models*, arXiv preprint arXiv:1812.08486, (2018).
- [23] R. W. LEE, *Implied volatility: statics, dynamics, and probabilistic interpretation*, in Recent advances in applied probability, Springer, New York, 2005, pp. 241–268.
- [24] O. MOCIOALCA AND F. VIENS, *Skorohod integration and stochastic calculus beyond the fractional Brownian scale*, J. Funct. Anal., 222 (2005), pp. 385–434.
- [25] E. NEUMAN AND M. ROSENBAUM, *Fractional Brownian motion with zero Hurst parameter: a rough volatility viewpoint*, Electronic Communications in Probability, 23 (2018).
- [26] P. PIGATO, *Extreme at-the-money skew in a local volatility model*, Finance and Stochastics, 23 (2019), pp. 827–859.
- [27] R. RHODES AND V. VARGAS, *Gaussian multiplicative chaos and applications: a review*, Probability Surveys, 11 (2014), pp. 315–392.

CHRISTIAN BAYER: WEIERSTRASS INSTITUTE OF APPLIED ANALYSIS AND STOCHASTICS, MOHRENSTR. 39, 10117 BERLIN, GERMANY
E-mail address: christian.bayer@wias-berlin.de

FABIAN A. HARANG: DEPARTMENT OF MATHEMATICS, UNIVERSITY OF OSLO, P.O. BOX 1053, BLINDERN, 0316, OSLO, NORWAY
E-mail address: fabianah@math.uio.no

PAOLO PIGATO: DEPARTMENT OF ECONOMICS AND FINANCE, UNIVERSITY OF ROME TOR VERGATA, VIA COLUMBIA 2, 00133 ROMA, ITALY
E-mail address: paolo.pigato@uniroma2.it