

# On the force of vertical winds in the upper atmosphere

Arjun Berera\* and Daniel J. Brener†  
*The Higgs Centre for Theoretical Physics,  
James Clerk Maxwell Building,  
Peter Guthrie Tait Road, EH9 3FD, Edinburgh.*

(Dated: August 10, 2020)

For many decades vertical winds have been observed at high altitudes of the Earth's atmosphere, in the mesosphere and thermosphere layers. These observations have been used with a simple one dimensional model to make estimates of possible altitude climbs by biologically sized particles deeper into the thermosphere. A particle transport mechanism is suggested from the literature on auroral arcs, indicating that an altitude of 120 km could be reached by a nanometer sized particle which is higher than the measured 77 km limit on the biosphere. Vertical wind observations in the upper mesosphere and lower thermosphere are challenging and so we suggest that particles could reach altitudes greater than 120 km, depending on the magnitude of the vertical wind. Applications of the larger vertical winds in the upper atmosphere to astrobiology and climate science are explored.

## I. INTRODUCTION

Vertical winds up to 100 m/s have been observed in the upper mesosphere and thermosphere layers of the Earth's atmosphere for many decades. These vertical winds are observed to be sustained on the order of minutes to an hour. High altitude measurements of vertical winds have limited temporal, spatial, and vertical coverage. Ground based measurement techniques using optical imaging are restricted to narrow altitude ranges but have a greater temporal coverage. In situ measurements, using rockets to disperse trackable tracer gases, are temporally limited, but are able to sample larger altitude ranges. Reviews of vertical winds in the thermosphere are given by Smith in 1998 [1] and Larsen and Meriwether in 2012 [2].

Due to the Earth's geomagnetic field, particles in the solar wind are channeled such that they penetrate the atmosphere in the polar regions. The charged particles collide with the neutral air, transferring their energy and momentum. The transfer of momentum and subsequent heating at these altitudes is understood to cause some of the largest observed vertical winds. The mean vertical wind in the polar regions at these altitudes is typically in order of a few tens of m/s. However, upward vertical winds of up to 150 m/s have been observed [3] [4] [5] at around 240 km. At polar regions where the aurora occur, known as the auroral zone, vertical winds have been observed with magnitudes around 50 m/s [6] [7] [8] [9] [10] [11] [12] [13] [14] [15]. A couple of studies have reported vertical winds  $>100$  m/s [3] [4] [16]. Most of these observations are of vertical winds at altitudes around 250 km, but some are as low as 90 km (e.g. [15]) and they are usually seen during geomagnetic storms.

Little theoretical progress has been made in understanding the large vertical wind observations [2] [17] [18].

Deviations from the hydrostatic balance have been studied (e.g. [19], [20] [21]), but they do not last long enough to create vertical winds sustained over several hours [2]. Fully non-hydrostatical models (e.g. the Global Ionosphere Thermosphere Model [22]) are unable to reproduce the large vertical winds because they typically run at too low a spatial and temporal resolution [18] [23].

Various measurements have shown there are particles of a radius around the size of a micron and in reported concentrations of approximately 1 particle  $\text{cm}^{-3}$  in the stratosphere. [24] [25] [26] [27] [28]. Additional studies found that these particles include bacteria [29] [26] [30]. The highest altitude that biological particles have been found is 77 km [31]. These were fungal spores, with a radius within an order of magnitude of a micron. Bacteria have been found as high as 41 km [26] [30]. However, these are likely to be underestimates, as the studies were very limited due to the technical difficulty of growing cultures of the bacteria and fungi captured in sealed capsules from rockets sent to these altitudes. More recently, cosmic dust samples from the surface of the International Space Station (ISS) were found to have DNA from several kinds of bacteria which were genetically similar to those found in the Barents and Kara seas' coastal zones [32]. The investigators hypothesised that the wild land and marine bacteria DNA could transfer from the lower atmosphere into the ionosphere-thermosphere using the ascending branch of the global electric circuit or the bacteria found may have had a space origin.

A mechanism known as gravito-photophoresis, arising from irradiation of particles by sunlight, has been shown to elevate micron scale particles to altitudes of approximately 83 km [33]. This mechanism has been little investigated with only a handful of papers examining its effects on the upper atmosphere (e.g. [33] [34]).

The existence of noctilucent clouds at altitudes of 80 - 100km provides evidence that small dust-like particles can be found there [35]. These clouds are most often observed closer to the poles or latitudes greater than 50 degrees, and so are also known as polar mesospheric clouds.

---

\* ab@ph.ed.ac.uk

† dbrener@ed.ac.uk

A definite source of the condensation nuclei would be dust from meteors and passing comets. These are known to release large quantities of dust into the upper atmosphere. However, it is also possible that the dust particles are terrestrial in origin. Volcanic eruptions are terrestrial events capable of significant upward thrust, projecting ash into the stratosphere [36] [37]. Modelling of the 1883 Krakatao eruption would indicate that dust from the volcanic ash cloud diffused up to around 85 km [38] [39]. This idea is supported by observations of noctilucent clouds that appeared at the time of the eruption [40]. A recent study found that 50 - 100 nm sized particles could be projected in volcanic eruptions to the upper mesosphere, and 10 nm to more than 120 km [41].

There is a growing interest in the upper atmosphere from the astrobiology community, but there has been no concerted research effort placed on the mesosphere and thermosphere [42] [43]. In the last decade, work has been done to extend global numerical weather prediction models into the thermosphere (e.g. the Met Office Unified Model [17]) and whole atmosphere modelling studies are considering the role of the mesosphere and thermosphere in the Earth's climate [44] [45] [46].

The issues of modelling the vertical winds motivated us to take an unconventional, yet simpler approach to making some first estimates of the maximum altitude possible for a large heavy particle to be projected to from the middle atmosphere. The purpose of this paper is to illustrate the approximate strength of these extreme winds which has implications for transporting particles larger than molecules higher than experiments have yet measured.

By considering the possibility of the existence of these larger particles at altitudes higher than previously considered we open up other interesting applications in other fields such as astrobiology and climate science which we discuss in the penultimate section.

## II. THEORY

### A. 1-Dimensional model

The particles we are interested in are larger and denser than the surrounding air. Therefore any transport of such particles is largely dependant on their inertial features. In describing how a particle is carried by the wind, two forces shall be considered. The first is the weight of the particle due to its mass. The second is the force carried by the momentum of the vertical wind, distributed over the surface of the particle.

We wish to make first order estimates of these forces on a particle, so we will model the particle as a disk. This means that all the upward vertical wind hits the particle at the same time. No significant part of the particle feels more wind against itself. This assumption is critical as it reduces the complexity of the problem to only one dimension. It is also helpful as it mirrors

the most abundant measurements of vertical winds in the upper atmosphere as instantaneous winds at discrete altitude points.

Let the particle be a disc of radius  $r$  and thickness  $h$ . As illustrated in figure 1, and let it sit with its major axis perpendicular to the vertical wind direction. So the density of such a particle,  $\rho_p$  can be written as

$$\rho_p = \frac{m}{\pi r^2 h}, \quad (1)$$

where  $m$  is the mass,  $r$  the radius and  $h$  the thickness of the particle. Consider a vertical wind blowing upwards with velocity,  $w$  which impacts on the circular disc surface. Then the mass of the air which will impact on the base surface of the particle in some finite time  $t$  is,

$$M_{\text{air}} = \rho \pi r^2 w t, \quad (2)$$

where  $\rho$  is the density of the air in a cylindrical volume element.

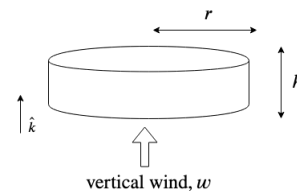


FIG. 1. Particle as a disc, orientated such that the wind impacts on its major axis, pushing it upwards.

The standard model for the drag force on a particle of mass  $m$  moving at a velocity  $v$ , is given by

$$m \frac{dv}{dt} = -\frac{1}{2} \Gamma \rho \pi r^2 v^2, \quad (3)$$

where  $\Gamma$  is the drag coefficient. If we now substitute our expression for the particles mass (equation 1) we find,

$$\frac{dv}{dt} = -\frac{1}{2} \Gamma \frac{\rho}{\rho_p h} v^2. \quad (4)$$

At an altitude of 85 km the air density,  $\rho \sim 10^{-6} \text{kgm}^{-3}$  using  $\Gamma = 1$ , which is typical for a rough body and a particle velocity,  $v = 10 \text{ms}^{-1}$ , the term  $|\frac{dv}{dt}|$  becomes  $\sim \frac{10^{-8}}{h}$ . If the drag is to be small, say  $\sim 0.01 \text{ms}^{-1}$ , that would give  $h > 10^{-6} \text{m}$  which is certainly possible. At 150 km the air density,  $\rho \sim 10^{-9} \text{kgm}^{-3}$  which using the same procedure gives  $h > 10^{-9} \text{m}$  for the drag to be small, which is also not an unrealistic size of particle to find.

The force due to the vertical wind is essentially the same as that due to the drag force, but acting in the opposite direction, so the particle can be considered to be moving *with* the flow of the wind after some finite time  $t$ , to allow the wind to have sufficient force (drag) on the particle. Hence air resistance, against the direction of the particles motion, shall be henceforth neglected.

Let the velocity of the vertical wind,  $\vec{w}$  be upwards, perpendicular to the Earth's surface ( $\hat{k}$ ) so that  $\vec{w} = w\hat{k}$ . Assume that the vertical wind is constant with both altitude and time. Let the velocity of the particle moving upwards with the wind be  $\vec{v} = v\hat{k}$ . Hence the velocity of the wind relative to the particle is  $(w - v)\hat{k}$ . Since all the motion is restricted to one dimension, the  $\hat{k}$  unit vectors shall be dropped from now on, with upwards defined as positive.

From equation 2, the mass of the air impacting on the lower surface of the particle in some time  $t$  is

$$M_{\text{air}} = \rho\pi r^2(w - v)t, \quad (5)$$

which gives the momentum transferred by the wind to the particle,

$$p = \rho\pi r^2(w - v)^2t. \quad (6)$$

Hence the force on the particle due to the wind is given by

$$F_{\text{wind-particle}} = \frac{dp}{dt} \quad (7)$$

$$= \rho\pi r^2(w - v)^2. \quad (8)$$

The equation for the two forces, the weight and vertical wind momentum, is therefore

$$m\frac{dv}{dt} = -mg + \rho\pi r^2(w - v)^2. \quad (9)$$

As the relative velocity force term in the above equation is squared, the force due to the vertical wind cannot change sign. So in the regime where the vertical wind blows downwards, meaning  $\vec{w} < \vec{v}$ , the equation at the moment wrongly suggests the particle will still move upwards. Put simply, taking the limit where  $\vec{w} \rightarrow -\infty$ , the acceleration of the particle will remain in the positive  $\hat{k}$  upward direction. To give the force the correct sign, the Heaviside unit step function,  $H$  is introduced as

$$H(w) = \begin{cases} 1, & \text{if } w > 0 \\ -1, & \text{if } w < 0 \end{cases}$$

Using equation 1, and introducing the Heaviside step as above, equation 9 can be written,

$$\frac{dv}{dt} = -g + H(w - v)\frac{\rho(z, t)}{\rho_p h}(w(z, t) - v(t))^2. \quad (10)$$

Physically this equation says that if the force due to the vertical upward wind is strong enough, it can overcome the force due to the particles weight, and cause the particle to accelerate upwards. To further check this equation's stability the equation is solved by separation to yield,

$$t = \frac{1}{g} \int_0^{v(t)} \frac{dv'}{b(w - v')^2 - 1} \quad (11)$$

with the boundary conditions that in some time  $t$  the particle reaches a velocity  $v(t)$  having been at rest initially and  $b = \frac{H\rho(z)}{gh\rho_p}$ . This integral has an analytical solution,

$$v = w - \sqrt{\frac{g}{k}} \left( \frac{1 + \left( \frac{\sqrt{\frac{k}{g}}w - 1}{\sqrt{\frac{k}{g}}w + 1} \right) \exp(-2t\sqrt{kg})}{1 - \left( \frac{\sqrt{\frac{k}{g}}w - 1}{\sqrt{\frac{k}{g}}w + 1} \right) \exp(-2t\sqrt{kg})} \right), \quad (12)$$

where  $k = H(w - v)\frac{\rho(z, t)}{\rho_p h}$ . It is assumed that  $t$  is sufficiently small such that the air density  $\rho(z)$  and vertical wind speed  $w$  remain constant. In the limit that  $t \rightarrow \infty$ , we obtain the correct steady state solution, as found in equation 14. When  $t = 0$ , we find  $v = 0$ , just as we had hoped. This result is included for completeness.

The Heaviside function is introduced to maintain some stability when working with real observations which can sometimes have cases where  $w < 0$ , but really this equation is only valid for the cases where  $v < w$  and  $w > 0$ . Let us imagine the situation where initially the particle is at rest, and then some upward wind blows against it. Provided the wind is stronger than the particles weight in the air, the particle will start to move upwards, accelerating in some finite time  $t$  to reach the steady state. This is when the wind just balances the weight of the particle, and at this point the particles velocity will approach, but generally not reach, the speed of the wind. To see this, consider the limiting cases of the parameter  $k$  when the wind is blowing upwards such that  $H(w - v)$  is positive in equation 12. When the parameter  $k$  is maximised the particles velocity is closer to that of the wind. Due to the disk geometry chosen,  $k$  is maximised when the particle thickness  $h$  is minimised with respect to the density of the particle  $\rho_p$ . In other words the optimum shape is that of a pancake where the particles mass is distributed over as large a surface area as possible. Additionally, the higher the air density, the stronger the force of the vertical wind, hence the smaller the difference between the speed of the particle and the speed of the wind.

The steady state solution for equation 10, is  $\frac{dv}{dt} = 0$ . This corresponds to,

$$-g + k(w(z, t) - v(t))^2 = 0, \text{ where } k = H(w - v)\frac{\rho(z, t)}{\rho_p h}, \quad (13)$$

giving in the steady state,

$$v = w - \sqrt{\frac{g}{k}}. \quad (14)$$

The negative square-root is selected as  $v < w$  is required, and for  $v > 0$  it follows that  $\sqrt{\frac{g}{k}} < w$ . This gives the minimum wind needed to get the particle to reach the steady state,

$$w \geq \left( \frac{g\rho_p h}{\rho(z)} \right)^{\frac{1}{2}}. \quad (15)$$

This condition provides a means for understanding the magnitudes of the vertical wind needed to propel it upwards and shall be referred to as the threshold velocity. We will examine three different particles to illustrate the forces of vertical winds in the literature and make further hypotheses. The first particle we will call our *standard particle*, with general dimension of a nanometer (height and diameter) and standard dust density  $1\text{ g/cm}^3$  [47], giving it a mass of  $\sim 3 \times 10^{-24}\text{ kg}$ .

In figure 2, the condition equation 15 for our standard particle and two biologically defined ones is presented. We used the NRLMSISE-00 model (see [48] and [49]) by implementing the Python module `fluids` and its class `atmosphere.ATMOSPHERE_NRLMSISE00`, to give the average air density,  $\rho(z)$  as a function of altitude and the method from the U.S. Standard Atmosphere 1976 is used to determine the variation of gravity with altitude [50]. The change in the vertical velocity required for such a particle to reach steady state is exponential and then linear. This corresponds to the change in the air density profile between the mesopause and thermosphere.

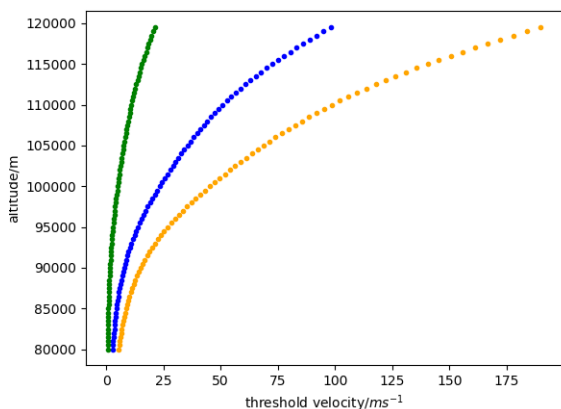


FIG. 2. Threshold velocity equation 15 for three different particles. Standard dust particle of density  $1000\text{ kgm}^{-3}$ , height and radius of a nanometer with a mass of  $\sim 3 \times 10^{-24}\text{ kg}$  (green). Virus sized particle of density  $196\text{ kgm}^{-3}$ , thickness  $109\text{ nm}$  (H1N1 virus from [51]) (blue). Small bacteria or bacteria organelle sized particle of density  $2000\text{ kgm}^{-3}$ , height of  $40\text{ nm}$ , radius  $\sim 2\text{ }\mu\text{m}$  and mass of  $10^{-15}\text{ kg}$  (orange).

In our model, after some short transient period, the velocity of the particle will become close to that of the wind, which is the threshold velocity. We now use steady state solution, equation 14, to make some simple estimates for the vertical distance a particle could be carried upwards in the vertical winds reported by different observational studies.

Measurements of ion velocities can be considered as a proxy for neutral winds below altitudes of around  $105\text{ km}$ . In [15], they used this technique to measure vertical winds in Greenland on two different nights at an altitude of about  $103\text{ km}$ . As found in most other vertical wind data, the wind displayed oscillatory behaviour

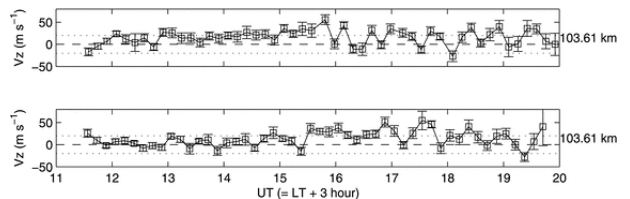


FIG. 3. Time series of vertical ion velocities (neutral vertical wind proxy) at  $103\text{ km}$  on September 5 (top) and 12 (bottom) 2003. The dotted lines indicate  $20\text{ m/s}$ . From [15].

where it switched between upward and downward. The vertical winds range in magnitude between  $10 - 50\text{ m/s}$  and on both nights there are long periods of consistent upward wind. If we consider a wind of  $50\text{ m/s}$  for our small bacteria or bacteria organelle sized particle (density  $2000\text{ kgm}^{-3}$ , height of  $40\text{ nm}$ , radius  $\sim 2\text{ }\mu\text{m}$ , mass of  $10^{-15}\text{ kg}$ ) and use the U.S Standard Atmosphere value for the air density at  $100\text{ km}$  of  $5.604 \times 10^{-7}\text{ kgm}^{-3}$  [52], we find that the upward velocity of the particle is  $13\text{ m/s}$  (note there will be a difference from the orange curve in Figure 2 as that uses a slightly different air density). Since the wind typically grows to a maximum over around  $20\text{-}30\text{ minutes}$  lets suppose then the particle on average has a vertical velocity of  $\sim 7\text{ m/s}$ . This would mean that the particle would climb around  $8.4\text{ km}$  in  $20\text{ minutes}$ .

The use of a disc geometry for the particle means that the greatest forces on the particle will occur when it maximises its surface area and minimises its thickness with respect to its mass. The stronger the vertical winds, the larger the particle can be. The approximation is sufficient to within an order of magnitude. However, the most significant approximation in our analysis is the neglecting of the horizontal winds. These winds are between one to two orders of magnitude larger than the vertical winds in almost all situations.

The observed large vertical winds must have some extent in the horizontal. In studies of auroral arcs, vertical winds have been correlated over a distance of  $300\text{ km}$  [53]. Fluctuation in the direction of the vertical winds, upward or downward, at these altitudes was also shown to correspond with the position of the auroral arc. They found in general that upward vertical winds were poleward of the auroral arc and downward winds equatorward of the auroral arc. In the horizontal, the neutral winds have been observed to change direction when auroral arcs appear such that they flow parallel in the region less than  $50\text{ km}$  from the arc [54]. In this study the effect of the horizontal winds on the vertical wind structure is discussed (paragraph 30 of [54]) in a similar vein to the basic estimates we make here. They note that an air parcel rising at  $30\text{ m/s}$  will take  $50\text{ minutes}$  to move from  $140$  to  $240\text{ km}$  (these are the rough altitudes at which they correlated the vertical winds). However the horizontal winds over this altitude range have magnitudes in the range  $200 - 500\text{ m/s}$ . They hypothesise that when the horizontal wind is weaker, there may be higher correlation in the

vertical wind in the horizontal and or between these two different altitudes.

If we take the case of a lower magnitude horizontal wind, 200 m/s then over the 20 minutes for a particle to climb 8.4 km it will have moved  $\sim 240$  km in the horizontal which is within the maximum correlation scale observed. If the horizontal wind magnitude is just 50 m/s more then we reach this maximum observed 300 km correlation length. However, it could be argued that the correlation measurements are representative of the larger auroral arc which would extend much further than 300 km. Observations of the horizontal winds and modelling do indicate that auroral arcs could form coherent neutral winds in the E emission airglow band in both the horizontal and vertical. More observational studies are required to determine these coherent properties.

There are many examples in the literature where we have sustained periods of vertical winds in the lower thermosphere which may or may not be related to auroral arcs. The mechanisms for many of these large vertical winds remain unknown [2]. Finally let us take these estimates to the extreme by considering a particle with dimensions like that of the H1N1 virus which has mass of around 0.8 fg and diameter of 109 nm, giving it a much lower density than bacteria of  $\sim 196 \text{ kgm}^{-3}$  [51]. Note that for our disk model we assume that the diameter is equal to the height of the disk. The threshold velocity profile for such a particle is plotted in 2 as the blue curve. Then consider the case where this particle is caught in a vertical wind of 50 m/s along a long auroral arc. If we assume that the air density the particle experiences between 110 - 120 km is constant at  $\sim 9 \times 10^{-8} \text{ kgm}^{-3}$  as it moves with the updraft, then the particle will move upwards with a relative velocity of  $\sim 2.5$  m/s. At this speed for one hour, the particle will have moved up 9 km.

Vertical winds have been observed to remain upward in a sustained manner for over an hour during geomagnetic storms, so if we imagine the particle were caught in the upward draft flowing along an auroral arc then it could be carried over 10 km upwards. The height it reaches simply depends on two properties (i) the magnitude of the vertical wind relative to the air density and (ii) how long the Lagrangian trajectory of the particle remains upward with the necessary threshold velocity. By vertical winds alone we argue it is possible for a virus sized particle to climb to 120 km. However, we additionally suggest that altitudes greater than 120 km could be possible when multiple climbing factors (e.g. electrostatic levitation, photophoretic forces and vertical winds) act on a single particle. We also note that there still remains a lot of uncertainty surrounding the large vertical winds in the 80 - 120 km altitude range, primarily due to a lack of consistent temporal and spatial observations, so perhaps even stronger winds are possible via extreme Joule heating.

The problem with the current observations is that they give a limited slice of the Eulerian flow in the thermosphere. We believe our undeniably simple approach is

valid assuming these large updrafts form mesoscale Lagrangian Coherent structures in which a particle can be propelled upward. These kinds of observational issues have been tackled with similar approaches in the troposphere for the transport of large dust particles over long distances [55]. In reality the particles path could be argued to follow some form of random walk in the auroral region, modulated by the solar activity, subsequent aurora and strength of the horizontal winds.

In the horizontal we have a reasonably continuous flow which is well documented and modelled. In the vertical the instantaneous large random winds appear as fluctuations, sometimes downward and sometimes upward or in our case sometimes not strong enough to support the weight of the particle. If we consider the Lagrangian motion of a particle, it will follow the Lagrangian Coherent Structure in the horizontal which has been studied before [56]. The particle will move across above the surface of the Earth being pushed upward and downward by the local physics (e.g. Joule heating). For each moment of displacement in the horizontal direction it will either move up or down in the vertical.

We considered framing the problem this way as it allows us to ignore the issue of the exact trajectory of the particle and leaves us with the classic statistical physics problem of the random walk in the vertical. This kind of simple application of stochastic physics is not new in atmospheric physics and has been successfully implemented for problems at the surface. However a limiting factor is the air density at these high altitudes which is too low to allow this mean field theoretic approach as the threshold velocity condition is not met for the average or root-mean-square vertical velocities which are between 10-20 m/s [57]. The approach we outlined may become useful as more field campaigns are conducted in the lower thermosphere especially if auroral sub storms can be better observed. Auroral substorms may exhibit vertical and horizontal wind correlations more conducive to this random walk method for particle transport.

There is also the question as to how long such large particles would remain in atmosphere. It has been argued that strong turbulence could keep particles in suspension for a longer time than is expected in the troposphere [58]. We suggest that in our case, the mesopause would act as a buffer for particles above it due to the high turbulence in that region from breaking gravity waves and dynamic instabilities [59]. However, our interest is simply in how high an altitude a particles can reach. Since there exists a small but measurable concentration of micrometer sized particles lower down in the mesosphere at any given time would imply that there will be some even smaller concentration at even higher altitudes.

### III. MOTIVATION

The purpose of this paper is to show using some simple estimates that particles larger than the air molecules, can

be lifted in the upper atmosphere, raising the possibility for biological particles to be projected to higher altitudes than presently have been investigated. The estimates we present are just crude conjecture to an extent. However, it is all that can be estimated given the lack of observations and today's insufficient model capabilities available without resorting to model forcing. Nonetheless, this result has importance; we find that there is the possibility of these larger particles being carried from the upper mesosphere into the thermosphere. Our simple equation for the steady state velocity of a particle blown upwards by the wind can be used by others to determine order of magnitude effects of vertical winds.

By showing that it is possible for large, heavy particles to reach these high altitudes, simply by vertical wind transport, interesting possibilities and questions are opened up. For example, it has been suggested that if biological particles can be found at a minimum altitude of 150 km, then hypervelocity space dust, which continuously impacts the atmosphere, has enough momentum to facilitate the planetary escape of such particles [60]. It was this work that also suggested vertical winds as a possible mechanism to facilitate the upward climb, and our estimates here using reported observations of large vertical winds shows that it is conceivable for such particles to be projected from near the highest measured altitudes in the mesosphere up to 120 km, which is 30 km off the minimum altitude given in the panspermia theory.

The highest altitude that biological particles have been measured is 77 km [31]. Using specially adapted meteorological rockets Imshenetsky et al. found bacterial and fungal organisms in the mesosphere between 48 and 77 km. To our knowledge no further studies like this have been conducted since to push this biosphere boundary further. The recent analysis of swabs taken from the exterior of the ISS, which has an altitude of 400 km, does strongly indicate that particles of a biological origin (whole bacteria or DNA fragments) can reach deep into the thermosphere [32]. Our estimates support the hypothesis that these results are from the Earth's atmosphere. Most likely in the form of DNA or organelle fragments due to the size/mass constraints as the higher such particles can be projected into the thermosphere, the more they will be effected by the ascending branch of the global electric circuit as [32] suggested.

So we would suggest that biological particles can be found at altitudes higher than 77 km, especially considering the long history of large vertical winds measured in the upper mesosphere and thermosphere that occur during geomagnetic storms. The results of this paper contribute to the small but building body of evidence that the upper atmosphere should be of interest to the astrobiology community and that further experiment campaigns are needed.

Future work could consider the atmosphere of Mars, for which this vertical winds mechanism might be more suitable. The weight of a particle on Mars is 38% less

than Earth and it was recently reported that dust storms on Mars project dust up to around 80 km [61] If biological particles can be found at these high altitudes then they could be sampled and studied by satellites or probes without having to land on the planets surface, using a methodology similar to that of [32].

Our results are complementary to the ideas associated with gravito-photophoresis, which has applications for climate science, as it has been suggested that particles could be engineered to reflect sunlight and be propelled by photophoretic forces [62]. Future work could examine combinations of thermospheric vertical winds and propulsion by photophoretic force to determine the possible effects of geoengineering in the upper atmosphere. We think it is important to understand the possible impacts of any proposed geoengineering solutions on the upper thermosphere. This region has much more diverse chemical processes catalysed by the stronger solar radiation and ionospheric phenomena. So even if an engineered particle was to reach these high altitudes for a brief period that could be long enough to create unexpected free radicals which over gradual build up could have unfortunate consequences for atmospheric composition.

#### IV. CONCLUSION

The observations of large vertical winds reported for decades in the upper mesosphere and thermosphere have been used as the basis for developing a one dimensional vertical transport model for particles larger and heavier than the air itself. In the context of other observations and modelling studies of auroral arcs, our estimates indicate that such particles could indeed be transported deeper into the thermosphere than the previously measured and considered value of 77 km. We argue the case that a nanometer sized particle could climb to an altitude of 120 km via vertical winds generated along auroral arcs. We call for further field campaigns to determine better the horizontal distribution of these large vertical winds and particularly between 90 - 150 km, as well as for modelling groups to consider examining three-dimensional Lagrangian coherent structures in the thermosphere.

#### ACKNOWLEDGMENT

AB thanks Jorgen Frederiksen for helpful discussions. DJB acknowledges useful discussion about the representation of vertical winds in non-hydrostatic thermosphere models with Dr. Jia Yue and Dr. Katherine Garcia-Sage of the NASA Goddard Space Flight Center. AB is supported by STFC. DJB is supported by the Carnegie Trust.

- 
- [1] Roger W. Smith. Vertical winds: a tutorial. *Journal of Atmospheric and Solar-Terrestrial Physics*, 60(14):1425–1434, 1998.
- [2] M. F. Larsen and J. W. Meriwether. Vertical winds in the thermosphere. *Journal of Geophysical Research: Space Physics*, 117(9):1–10, 2012.
- [3] D Rees, R W Smith, P J Charleton, F G McCormac, N Lloyd, and Åke Steen. The generation of vertical thermospheric winds and gravity waves at auroral latitudes I. Observations of vertical winds. *Planetary and Space Science*, 32(6):667–684, 1984.
- [4] G D Price, R W Smith, and G Hernandez. Simultaneous measurements of large vertical winds in the upper and lower thermosphere. *Journal of Atmospheric and Terrestrial Physics*, 57(6):631–643, 1995.
- [5] W Guo and D J McEwen. Vertical winds in the central polar cap. *Geophysical Research Letters*, 30(14), 2003.
- [6] P Wardill and F Jacka. Vertical motions in the thermosphere over Mawson, Antarctica. *Journal of Atmospheric and Terrestrial Physics*, 48(3):289–292, 1986.
- [7] R I Crickmore. A comparison between vertical winds and divergence in the high-latitude thermosphere. *Annales Geophysicae*, 11:728–733, jan 1993.
- [8] R I Crickmore, J R Dudeney, and A S Rodger. Vertical thermospheric winds at the equatorward edge of the auroral oval. *Journal of Atmospheric and Terrestrial Physics*, 53(6):485–492, 1991.
- [9] Anasuya L Aruliah and David Rees. The trouble with thermospheric vertical winds: geomagnetic, seasonal and solar cycle dependence at high latitudes. *Journal of Atmospheric and Terrestrial Physics*, 57(6):597–609, 1995.
- [10] M Ishii, M Conde, R W Smith, M Krynicki, E Sagawa, and S Watari. Vertical wind observations with two Fabry-Perot interferometers at Poker Flat, Alaska. *Journal of Geophysical Research: Space Physics*, 106(A6):10537–10551, jun 2001.
- [11] P A Greet, J L Innis, and P L Dyson. Thermospheric vertical winds in the auroral oval/polar cap region. *Ann. Geophys.*, 20(12):1987–2001, dec 2002.
- [12] M. Conde and P.L. Dyson. Thermospheric vertical winds above mawson, antarctica. *Journal of Atmospheric and Terrestrial Physics*, 57(6):589 – 596, 1995.
- [13] C Anderson, M Conde, and M G McHarg. Neutral thermospheric dynamics observed with two scanning Doppler imagers: 2. Vertical winds. *Journal of Geophysical Research: Space Physics*, 117(A3), 2012.
- [14] A. Ronksley. *Optical Remote Sensing of Mesoscale Thermospheric Dynamics Above Svalbard and Kiruna*. PhD thesis, University College London, 2016.
- [15] S. Oyama, B. J. Watkins, S. Nozawa, S. Maeda, and M. Conde. Vertical ion motion observed with incoherent scatter radars in the polar lower ionosphere. *Journal of Geophysical Research: Space Physics*, 110(A4), 2005.
- [16] C. Anderson, T. Davies, M. Conde, P. Dyson, and M. J. Kosch. Spatial sampling of the thermospheric vertical wind field at auroral latitudes. *Journal of Geophysical Research: Space Physics*, 116(6):1–14, 2011.
- [17] Daniel Joe Griffin. *The Extension of a Non-Hydrostatic Dynamical Core into the Thermosphere*. PhD thesis, University of Exeter, 2018.
- [18] Katherine Garcia-Sage. Private Communication, 2020. NASA Goddard Space Flight Center.
- [19] Yue Deng, Arthur D Richmond, Aaron J Ridley, and Han-Li Liu. Assessment of the non-hydrostatic effect on the upper atmosphere using a general circulation model (GCM). *Geophysical Research Letters*, 35(1), 2008.
- [20] Qingyu Zhu, Yue Deng, Astrid Maute, Cheng Sheng, and Cissi Y. Lin. Impact of the vertical dynamics on the thermosphere at low and middle latitudes: GITM simulations. *Journal of Geophysical Research: Space Physics*, 122(6):6882–6891, 2017.
- [21] Qingyu Zhu, Yue Deng, Arthur Richmond, Astrid Maute, Yun-Ju Chen, Marc Hairston, Liam Kilcommons, Delores Knipp, Robert Redmon, and Elizabeth Mitchell. Impacts of Binning Methods on High-Latitude Electrodynamical Forcing: Static Versus Boundary-Oriented Binning Methods. *Journal of Geophysical Research: Space Physics*, 125(1):e2019JA027270, 2020.
- [22] A J Ridley, Y Deng, and G Tóth. The global ionosphere-thermosphere model. *Journal of Atmospheric and Solar-Terrestrial Physics*, 68(8):839–864, 2006.
- [23] Jia Yue. Private Communication, 2020. NASA Goddard Space Flight Center.
- [24] J. Heintzenberg, M. Hermann, and D. Theiss. Out of africa: High aerosol concentrations in the upper troposphere over africa. *Atmospheric Chemistry and Physics*, 3(4):1191–1198, 2003.
- [25] James M. Rosen. The vertical distribution of dust to 30 kilometers. *Journal of Geophysical Research (1896-1977)*, 69(21):4673–4676, 1964.
- [26] Bob Ursem. Climate shifts and the role of nano structured particles in the atmosphere. *Atmospheric and Climate Sciences*, 06:51–76, 01 2016.
- [27] Li Xu, Guangyu Shi, Li Zhang, Jun Zhou, and Yasunobu Iwasaka. Number concentration, size distribution and fine particle fraction of tropospheric and stratospheric aerosols. *China Particuology*, 1(5):201 – 205, 2003.
- [28] Yan Yin, Qian Chen, Lianji Jin, Baojun Chen, Shichao Zhu, and Xiaopei Zhang. The effects of deep convection on the concentration and size distribution of aerosol particles within the upper troposphere: A case study. *Journal of Geophysical Research (Atmospheres)*, 117:22202–, 11 2012.
- [29] Dale Griffin. Terrestrial microorganisms at 20,000 meters in Earth’s atmosphere. *Aerobiologia*, 20:135–140, jan 2004.
- [30] M Wainwright, N C Wickramasinghe, J V Narlikar, and P Rajaratnam. Microorganisms cultured from stratospheric air samples obtained at 41 km. *FEMS microbiology letters*, 218(1):161–165, jan 2003.
- [31] A A Imshenetsky, S V Lysenko, and G A Kazakov. Upper boundary of the biosphere. *Applied and environmental microbiology*, 35(1):1–5, jan 1978.
- [32] T. V. Grebennikova, A. V. Syroeshkin, E. V. Shubralova, O. V. Eliseeva, L. V. Kostina, N. Y. Kulikova, O. E. Latyshev, M. A. Morozova, A. G. Yuzhakov, I. A. Zlatskiy, and et al. The dna of bacteria of the world ocean and the earth in cosmic dust at the international space station. *The Scientific World Journal*, page 17, Apr 2018.
- [33] Hans Rohatschek. Levitation of stratospheric and mesospheric aerosols by gravito-photophoresis. *Journal of*

- Aerosol Science*, 27(3):467–475, 1996.
- [34] Helmut Horvath. Photophoresis a Forgotten Force? *KONA Powder and Particle Journal*, 31:181–199, 2014.
- [35] John M. Wallace and Peter V. Hobbs. *Atmospheric Science: An Introductory Survey - John M. Wallace, Peter V. Hobbs*. Academic Press, 1977.
- [36] Andrew Tupper, Christiane Textor, Michael Herzog, Hans-F. Graf, and Michael Richards. Tall clouds from small eruptions: the sensitivity of eruption height and fine ash content to tropospheric instability. *Natural Hazards: Journal of the International Society for the Prevention and Mitigation of Natural Hazards*, 51(2):375–401, November 2009.
- [37] L. Wilson, R. S. J. Sparks, T. C. Huang, and N. D. Watkins. The control of volcanic column heights by eruption energetics and dynamics. *Journal of Geophysical Research: Solid Earth*, 83(B4):1829–1836, 1978.
- [38] S. Self and M. R. Rampino. The 1883 eruption of Krakatau. *Nature*, 294:699–704, 1981.
- [39] R D M Verbeek. The Krakatoa Eruption1. *Nature*, 30(757):10–15, 1884.
- [40] F. H. Ludlam. Noctilucent clouds. *Tellus*, 9(3):341–364, 1957.
- [41] Matthew J. Genge. Electrostatic levitation of volcanic ash into the ionosphere and its abrupt effect on climate. *Geology*, 46(10):835–838, 08 2018.
- [42] David Smith. Microbes in the upper atmosphere and unique opportunities for astrobiology research. *Astrobiology*, 13, 10 2013.
- [43] Priya Dassarma, Andr Antunes, Marta Filipa Simes, and Shiladitya Dassarma. Earths stratosphere and microbial life. *Astrobiology: Current, Evolving, and Emerging Perspectives*, Jan 2020.
- [44] Stanley C. Solomon, Liying Qian, and Raymond G. Roble. New 3-d simulations of climate change in the thermosphere. *Journal of Geophysical Research: Space Physics*, 120(3):2183–2193, 2015.
- [45] Liying Qian, Christoph Jacobi, and Joseph McInerney. Trends and solar irradiance effects in the mesosphere. *Journal of Geophysical Research: Space Physics*, 124(2):1343–1360, 2019.
- [46] Stanley C. Solomon, Han-Li Liu, Daniel R. Marsh, Joseph M. McInerney, Liying Qian, and Francis M. Vitt. Whole atmosphere climate change: Dependence on solar activity. *Journal of Geophysical Research: Space Physics*, 124(5):3799–3809, 2019.
- [47] Hazard prevention and control in the work environment: Airborne dust. protection of the human environment occupational health and environmental health series. *The Annals of Occupational Hygiene*, 2000.
- [48] Douglas Drob, John Emmert, David Siskind, and J Michael Picone. NRLMSIS 2.0: New Formulation, New Data. In *42nd COSPAR Scientific Assembly*, volume 42, pages C4.2–3–18, jul 2018.
- [49] J M Picone, A E Hedin, D P Drob, and A C Aikin. NRLMSISE-00 empirical model of the atmosphere: Statistical comparisons and scientific issues. *Journal of Geophysical Research: Space Physics*, 107(A12):SIA 15–1–SIA 15–16, 2002.
- [50] Caleb Bell. fluids: Fluid dynamics component of Chemical Engineering Design Library (ChEDL), 2020.
- [51] Shaopeng Wang, Xiaonan Shan, Urmez Patel, Xiping Huang, Jin Lu, Jinghong Li, and Nongjian Tao. Label-free imaging, detection, and mass measurement of single viruses by surface plasmon resonance. *Proceedings of the National Academy of Sciences*, 107(37):16028–16032, 2010.
- [52] W.M. Haynes. *CRC Handbook of Chemistry and Physics, 95th Edition, 2014-2015*, volume 54. CRC Press, Boca Raton, 95 edition, 2014.
- [53] M. Ishii, M. Kubota, Mark Conde, Roger Smith, and M. Krynicki. Vertical wind distribution in the polar thermosphere during horizontal e region experiment (hex) campaign. *Journal of Geophysical Research*, 109, 12 2004.
- [54] M. Kosch, C. Anderson, Roman Makarevich, Brett Carter, R. Fiori, M. Conde, P. Dyson, and T. Davies. First e-region observations of meso-scale neutral wind interaction with auroral arcs. *Journal of Geophysical Research: Space Physics*, 115, 02 2010.
- [55] Michèle van der Does, Peter Knippertz, Philipp Zschenderlein, R. Giles Harrison, and Jan-Berend W. Stuut. The mysterious long-range transport of giant mineral dust particles. *Science Advances*, 4(12), 2018.
- [56] N. Wang, U. Ramirez, F. Flores, and S. Datta-Barua. Lagrangian coherent structures in the thermosphere: Predictive transport barriers. *Geophysical Research Letters*, 44(10):4549–4557, 2017.
- [57] M F Larsen and J W Meriwether. Vertical winds in the thermosphere. *Journal of Geophysical Research: Space Physics*, 117(A9), sep 2012.
- [58] L. Garcia-Carreras, D. J. Parker, J. H. Marsham, P. D. Rosenberg, I. M. Brooks, A. P. Lock, F. Marenco, J. B. McQuaid, and M. Hobby. The Turbulent Structure and Diurnal Growth of the Saharan Atmospheric Boundary Layer. *Journal of the Atmospheric Sciences*, 72(2):693–713, 02 2015.
- [59] R.H. Varney and M.C. Kelley. Mesosphere — polar summer mesopause. In Gerald R. North, John Pyle, and Fuqing Zhang, editors, *Encyclopedia of Atmospheric Sciences (Second Edition)*, pages 436 – 443. Academic Press, Oxford, second edition edition, 2015.
- [60] Arjun Berera. Space Dust Collisions as a Planetary Escape Mechanism. *Astrobiology*, 17(12):1274–1282, nov 2017.
- [61] Ann Carine Vandaele et al. Martian dust storm impact on atmospheric H<sub>2</sub>O and D/H observed by ExoMars Trace Gas Orbiter. *Nature*, 568(7753):521–525, 2019.
- [62] David W. Keith. Photophoretic levitation of engineered aerosols for geoengineering. *Proceedings of the National Academy of Sciences of the United States of America*, 107(38):16428–16431, 2010.