

MINIMUM MAXIMAL MATCHINGS IN CUBIC GRAPHS

WOUTER CAMES VAN BATENBURG

ABSTRACT. We prove that every connected cubic graph with n vertices has a maximal matching of size at most $\frac{5}{12}n + \frac{1}{2}$. This confirms the cubic case of a conjecture of Baste, Fürst, Henning, Mohr and Rautenbach (2019) on regular graphs. More generally, we prove that every graph with n vertices and m edges and maximum degree at most 3 has a maximal matching of size at most $\frac{4n-m}{6} + \frac{1}{2}$. These bounds are attained by the graph $K_{3,3}$, but asymptotically there may still be some room for improvement. Moreover, the claimed maximal matchings can be found efficiently. As a corollary, we have a $(\frac{25}{18} + O(\frac{1}{n}))$ -approximation algorithm for minimum maximal matching in connected cubic graphs.

1. INTRODUCTION

All graphs in this paper are undirected, finite and simple. A graph G is said to be *subcubic* if G has maximum degree at most 3, and *cubic* if G is 3-regular. A subset M of edges of a graph G is a *matching* if no two edges of M are adjacent in G . A *maximal matching* is a matching that cannot be extended to a larger matching. For a graph G , let $\gamma(G)$ denote the minimum size of a maximal matching of G . The parameter $\gamma(G)$ is sometimes also called the *edge domination number*.

The problem of finding a minimum maximal matching goes back a long way [14] and is known to be NP-hard, even when restricted to cubic bipartite or cubic planar graphs [26, 17, 9, 11] or subcubic induced subgraphs of the grid [10]. Approximating the problem within a factor smaller than $7/6$ (in general) or $1 + \frac{1}{487}$ (when restricted to cubic graphs) is NP-hard as well [8].

On the other hand, it is well known that every maximal matching of G provides a 2-approximation for $\gamma(G)$. There also exist efficient algorithms that approach $\gamma(G)$ within a factor strictly smaller than 2, see e.g. [6, 7, 16, 25], yet most of the works just mentioned focus on the general case or on very dense graphs. There also exist polynomial-time algorithms that compute $\gamma(G)$ for more restricted graph classes, e.g. trees [22], series-parallel graphs [24] and graphs of bounded clique width [13]. In this paper, we instead focus on graphs with bounded degree. Concretely, we study the following recent conjecture of Baste, Fürst, Henning, Mohr and Rautenbach.

Conjecture 1 ([2]). *Let G be a connected Δ -regular graph of order n for some $\Delta \geq 3$, then*

$$\gamma(G) \leq \frac{2\Delta - 1}{4\Delta}n + \frac{1}{2}.$$

(W. Cames van Batenburg) DÉPARTEMENT D'INFORMATIQUE, UNIVERSITÉ LIBRE DE BRUXELLES, BRUSSELS, BELGIUM

E-mail address: w.p.s.camesvanbatenburg@tudelft.nl.

Date: August 10, 2021.

Supported by an ARC grant from the Wallonia-Brussels Federation of Belgium.

For every $\Delta \geq 3$, the authors of [2] provided evidence for Conjecture 1 in the form of a weaker upper bound which for cubic graphs (i.e. $\Delta = 3$) specialises to $\gamma(G) \leq \frac{9}{20}n + \frac{3}{10}$. Furthermore, for cubic graphs they confirmed Conjecture 1 under the additional conditions that the graph is bipartite and does not contain a certain 6-vertex tree as an induced subgraph. The $\frac{9n}{20} + O(1)$ bound for cubic graphs was previously derived by Duckworth and Wormald through a linear programming analysis of greedy algorithms on cubic graphs [12]. With a more problem-specific approach, Zwoźniak [27] obtained the better bound $\gamma(G) \leq \frac{4n}{9} + \frac{1}{3}$.

In this paper, we improve these results by proving Conjecture 1 for cubic graphs:

Theorem 2. *Let G be a connected cubic graph of order n . Then*

$$\gamma(G) \leq \frac{5}{12}n + \frac{1}{2},$$

with equality if and only if G is isomorphic to the complete bipartite graph $K_{3,3}$.

In doing so, we derive the following slightly more general result, which also applies to non-regular graphs.

Theorem 3. *Let G be a connected subcubic graph on n vertices and m edges. Then $\gamma(G) \leq \frac{4n-m}{6} + \frac{1}{2}$, with equality if and only if G is isomorphic to $K_{3,3}$. Moreover, if G is not cubic then $\gamma(G) \leq \frac{4n-m}{6}$.*

An effective and widely used approach to prove theorems on subcubic graphs is to take a hypothetical minimum counterexample and then analyse small cut sets as well as the local structure around vertices of small degree, followed by an analysis of the local structure in a highly connected cubic graph, eventually leading to a contradiction (see e.g. [4, 3, 18] for some recent examples). This paper is no exception. However, one way in which perhaps our approach stands out is how we carefully almost avoid the need to analyse any cubic graph (at the cost of a slightly worse result than is perhaps possible; see the discussion of Conjecture 7). This is desirable because the cubic graphs form the hard cases in our context. Relatedly, to make the ‘induction’ work, we have devised the following technical theorem, which has Theorems 2 and 3 as direct corollaries.

Theorem 4. *Let G be a connected subcubic graph which is not isomorphic to $K_{3,3}$ and has n vertices, m edges and n_1 vertices of degree 1. Let I be the indicator variable being 1 if G is cubic, and equal to 0 otherwise. Let K be the indicator variable being 1 if G is isomorphic to the complete graph K_2 , and equal to 0 otherwise. Then*

$$\gamma(G) \leq \mu(G),$$

where

$$\mu(G) := \frac{4n - m}{6} + \frac{2I + K - n_1}{6}.$$

Moreover, if G is not isomorphic to K_2 and has a degree-1 vertex v with neighbour u , then G has a maximal matching of size at most $\mu(G)$ which avoids the edge uv .

Efficient approximation algorithm

The proof of Theorem 4 is of an inductive nature (formally we will proceed by vertex-minimum counterexample). As such, the proof can be viewed as a polynomial-time algorithm that constructs for every connected subcubic graph G a maximal matching of G of size at most

$\mu(G)$. Indeed, we repeatedly identify a set V_0 of at most nine vertices and apply the theorem to the smaller graph G' that is obtained from G by deleting V_0 and possibly adding one or two edges. Thus we obtain a small maximal matching of G' that subsequently can be completed to a small maximal matching of G . In determining the appropriate set V_0 and the edges that are to be added back, the only external procedures that we require are (i) find a bridge e (if present) and determine the number of vertices and edges in each component of $G - e$ and (ii) determine which pairs of neighbours of V_0 are connected in $G - V_0$. For both of these subroutines, there exist $O(|V(G)| + |E(G)|)$ time algorithms. The number of iterations required is $O(|V(G)|)$ and therefore in total the required time is at most $O(|V(G)|^2)$.

Until now, we have solely focused on upper bounds on $\gamma(G)$. On the other hand, it is not hard to see that $\gamma(G) \geq \frac{3n}{10}$ for every cubic graph G on n vertices (see e.g. Lemma 3.(i) in [2]). Since $(\frac{5n}{12} + \frac{1}{2}) / (\frac{3n}{10}) = \frac{25}{18}n + \frac{5}{3}$, it follows that our proof constitutes a $(\frac{25}{18} + O(\frac{1}{n}))$ -approximation algorithm for minimum maximal matching in connected cubic graphs. We reiterate that before this work, the same approximation ratio was already attained in a much more restricted setting, namely for the class of connected bipartite cubic graphs that do not contain a certain 6-vertex tree as an induced subgraph [2].

Tightness

Theorem 3 is best possible insofar that the complete bipartite graph $K_{3,3}$ and several non-cubic graphs, such as the four-cycle and $K_{3,3}$ with one subdivided edge, attain the bound. Likewise, Theorem 2 is best possible due to $K_{3,3}$. Furthermore, there exists a cubic graph on as many as $n = 24$ vertices with $\gamma = \frac{5}{12}n$ (e.g. see figure 1). Nevertheless, we suspect that asymptotically the pre-factor $\frac{5}{12}$ in Theorem 2 is not optimal:

Let $K_{3,3}^-$ denote the graph that is obtained from $K_{3,3}$ by deleting an edge. In [2], it was conjectured that for cubic connected graphs G , it holds that $\gamma(G) = \frac{5n}{12} + \frac{1}{2}$ if and only if G has a spanning subgraph that is the union of an odd number of copies of $K_{3,3}^-$. (In particular this would have implied that infinitely many graphs attain the bounds of Theorems 2 and 3.) However, this turns out to be false, as we will now detail. Let H_1, \dots, H_k be $k \geq 1$ vertex-disjoint copies of $K_{3,3}^-$. Writing p_i, q_i for the degree-2 vertices of H_i , we let G_k be the graph obtained by adding the edges $q_i p_{i+1}$ for all $1 \leq i \leq k$ (where p_{k+1} should be understood to mean p_1); see Figure 1. Then G_k is a cubic connected graph on $n := 6k$ vertices, which however has¹ a minimum maximal matching of size $\lceil \frac{7k}{3} \rceil$, so that $\gamma(G_k) = \frac{\lceil \frac{7k}{3} \rceil}{6k}n \leq \frac{7}{18}n + \frac{2}{3}$. For every $k \geq 3$, this is smaller than $\frac{5}{12}n$. This raises the question whether asymptotically, as the number of vertices increases, the bound of Theorem 2 is improvable.

Question 5. *What is the infimum ρ_0 over all constants $\rho > 0$ for which there exists an $N > 0$ such that every connected cubic graph G on $n > N$ vertices satisfies*

$$\frac{\gamma(G)}{n} \leq \rho?$$

The graphs $\{G_k\}_{k \geq 1}$ and Theorem 2 certify that $\frac{7}{18} \leq \rho_0 \leq \frac{5}{12}$. We suspect that $\rho_0 = \frac{7}{18}$ and that moreover the following is true.

¹The equality $\gamma(G_k) = \lceil \frac{7k}{3} \rceil$ follows from an induction applied to G_{k-3} ; we omit the formal proof. For the upper bound, see the pattern emerging in Figure 1. To quickly see that $\gamma(G_k) \geq \lfloor \frac{7k}{3} \rfloor$, observe that for every maximal matching M of G_k , every three consecutive copies H_i, H_{i+1}, H_{i+2} together with the edges $q_i p_{i+1}, q_{i+1} p_{i+2}, q_{i+2} p_{i+3}$ must contain at least 7 edges of M .

Conjecture 6. *Let G be a connected cubic graph of order n . Then*

$$\gamma(G) \leq \frac{7}{18}n + \frac{2}{3}.$$

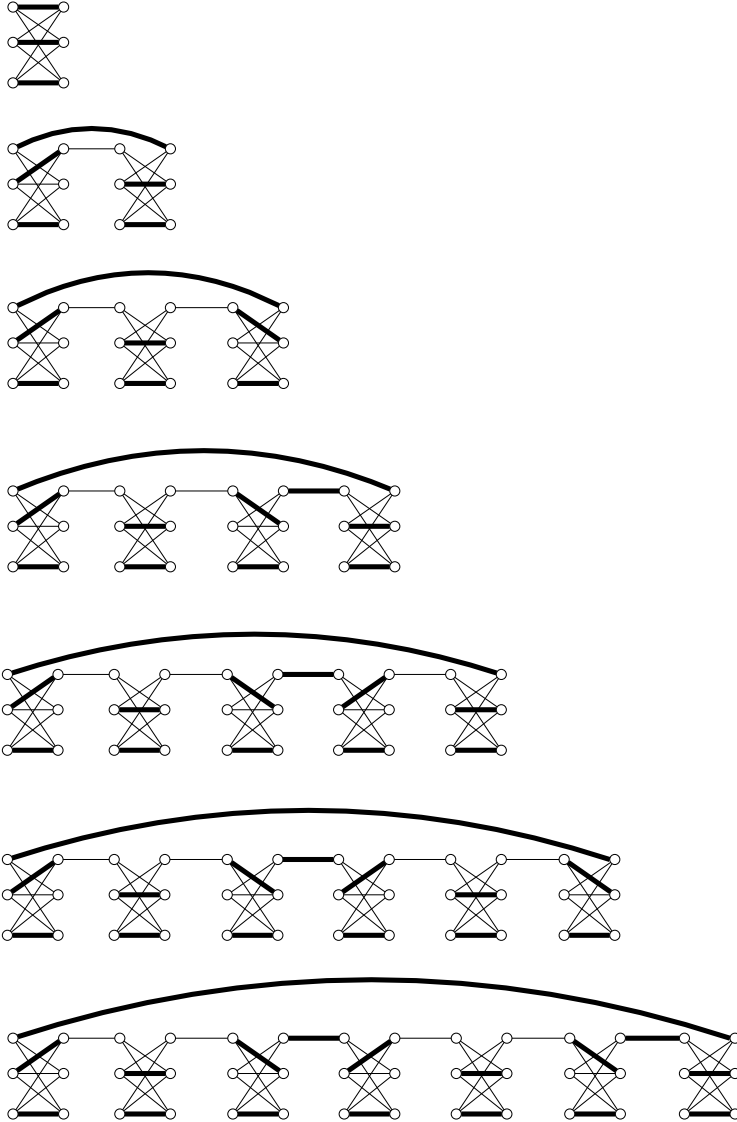


FIGURE 1. Minimum maximal matchings of the graphs G_1, G_2, \dots, G_7 .

In a different direction, we believe the following minor strengthening of Theorem 3 is plausible.

Conjecture 7. *Let G be a connected subcubic graph with n vertices and m edges. Then $\gamma(G) \leq \frac{4n-m}{6}$ unless G is isomorphic to the complete graph K_4 or the complete bipartite graph $K_{3,3}$.*

Despite the small gap with Theorem 3, we would not be surprised if considerable more work is required to prove Conjecture 7. This is because in the current paper we were able to almost avoid the analysis of cubic graphs. In particular, once we have deduced that our minimum counterexample to Theorem 4 is cubic, we are done in only a few extra lines, due to the extra

room in our bound arising from the additive factor $\frac{1}{3}$. This ‘shortcut’ approach turned out to be fruitful but does not seem possible for an attack on Conjecture 7.

Some remarks on maximal independent sets and line graphs

Before going to the proof of Theorem 4, we would like to point out that the problem of determining $\gamma(G)$ can be viewed as a special case of a more general problem. These remarks can be freely skipped.

First some definitions. An *independent set* of a graph is a set of vertices that are pairwise non-adjacent. A *maximal independent set* is an independent set that cannot be extended to a larger one. Correspondingly, the *independent domination number* $i(G)$ of a graph G is the size of the smallest maximal independent set of G . The well-studied *domination number* $\gamma_v(G)$ of G is the size of a smallest subset of $V(G)$ such that every vertex of G is either in or adjacent to it. Finally, the *line graph* $L(G)$ of a graph G is the graph on vertex set $E(G)$ that has an edge between $e_1, e_2 \in E(G)$ if and only if e_1 and e_2 are adjacent in G .

In this terminology, the edge domination number of G can be rewritten as $\gamma(G) = i(L(G))$. Furthermore, for claw-free graphs (and hence for line graphs) it is known [1] that the domination number and independent domination number are equal, so that in fact $\gamma(G) = \gamma_v(L(G))$.

The line graph $L(G)$ of a cubic graph G is 4-regular and has $3|V(G)|/2$ vertices. Therefore an equivalent statement of Theorem 2 is that for every (4-regular) line graph $L(G)$ of a connected cubic graph G , one has $\gamma_v(L(G)) \leq \frac{5 \cdot |V(L(G))|}{18} + \frac{1}{2}$, with equality if and only if $L(G)$ is the line graph of $K_{3,3}$. One may wonder to what extent the condition of being a line graph is essential for this bound. Often problems on claw-free graphs actually reduce to the case of line graphs (e.g. see [5] for a somewhat similar problem where this was the case), so it is natural to expect that more generally $\gamma_v(H) \leq \frac{5 \cdot |V(H)|}{18} + \frac{1}{2}$ holds for every 4-regular connected claw-free graph H . Assuming Conjecture 6, even the stronger bound $\gamma_v(H) \leq \frac{7 \cdot |V(H)|}{27} + \frac{2}{3}$ can be expected. A proof of such a generalization would be nice.

To put this into perspective, let us now review what is known for a connected graph H on n vertices that is not necessarily claw-free. Then $\gamma_v(H) \leq \frac{3n}{8}$ if H has minimum degree at least three [23], $\gamma_v(H) \leq \frac{5n}{14}$ if $n > 8$ and H is cubic [19], and $\gamma_v(H) \leq \frac{4n}{11}$ if H is 4-regular [21]. The first of these two bounds are attained, while for the third bound it is not clear from the literature to what extent it is best possible. On the other hand, the parameter $i(\cdot)$ can attain much higher values than $\gamma(\cdot)$, as demonstrated by the balanced complete bipartite graphs. There also exists a 4-regular graph H on $n = 14$ vertices with $i(H) = \frac{3n}{7}$ and it is conjectured [15] that this is best possible among all 4-regular graphs other than $K_{4,4}$. For cubic graphs more is known in this respect. For instance, if H is an n -vertex connected cubic graph other than $K_{3,3}$ then $i(H) \leq \frac{2n}{5}$, as proved in [20], and it is conjectured [15] that $i(H) \leq \frac{3n}{8}$ up to two exceptions, which would be sharp due to infinitely many graphs. For various other results regarding $\gamma_v(\cdot)$ and $i(\cdot)$, we refer the reader to the survey [15] and citing papers.

2. A TECHNICAL LEMMA THAT HELPS TO AVOID CUBIC GRAPHS

The following technical lemma will be used a few times in the proof of Theorem 4. It allows us to only apply ‘induction’ (between quotation marks because formally we will proceed by

minimum counterexample) to non-cubic graphs, which is of considerable benefit due to the factor $I/3$ in our definition of $\mu(G)$.

Lemma 8. *Let G be a bridgeless connected subcubic graph. Let $V_0 \subseteq V(G)$. Let N denote the set of neighbours of V_0 that are not in V_0 . Let (N, E^*) be another graph on N of which each component is either a singleton or contains at least three vertices. Suppose furthermore that there is at least one edge in E^* which is not an edge of G . Then there exists $e \in E^*$ such that $e \notin E(G)$ and the graph $G - V_0 + e$ has no cubic component (and is subcubic).*

Proof. For each $x \in N$, let $A(x)$ denote the component of $G - V_0$ that contains x . Let $x_1x_2 \in E^*$ be such that $x_1x_2 \notin E(G)$. If possible, we choose x_1, x_2 such that additionally $A(x_1) \neq A(x_2)$.

Note that $N - \{x_1, x_2\}$ is non-empty, because by assumption, the component of (N, E^*) containing $\{x_1, x_2\}$ has at least three vertices.

Consider the reduced graph $G' := G - V_0 + x_1x_2$ and let $x^* \in N - \{x_1, x_2\}$. Since x^* has a neighbour in V_0 in the graph G , it has degree less than three in G' and so the component of x^* in G' is not cubic.

It remains to show that the component C of G' containing the edge x_1x_2 is not cubic. Note that C is the union of $A(x_1)$ and $A(x_2)$ and the edge x_1x_2 . We may assume that in G , the vertex x_1 has three neighbours of which exactly one is in V_0 (otherwise x_1 would have degree less than three in G' , implying that C is not cubic); let v_1 be the neighbour of x_1 that is in V_0 .

If $A(x_1) \neq A(x_2)$ then the facts that G is connected and bridgeless (in particular x_1v_1 is not a bridge) imply that $A(x_1) = A(x^*)$ for some $x^* \in N - \{x_1, x_2\}$. On the other hand, if $A(x_1) = A(x_2)$, then by the choice of x_1 and x_2 we have that $A(x_1) = A(x)$ for all vertices $x \in N$ that belong to the component of x_1 in the graph (N, E^*) . By assumption, the component of (N, E^*) containing x_1 has at least three vertices, so again we obtain $A(x_1) = A(x^*)$ for some $x^* \in N - \{x_1, x_2\}$. In both cases $x^* \in A(x_1) \subseteq C$ and so C is not cubic. \square

Although we do not need it in this paper, note that for any $\Delta \geq 3$, Lemma 8 and its proof can be generalised by replacing ‘cubic’ with ‘ Δ -regular’ and ‘subcubic’ with ‘maximum degree at most Δ ’.

3. PROOF OF THE MAIN THEOREM

In this section, we prove Theorem 4. Let G be a hypothetical counterexample to Theorem 4 that minimises $|V(G)|$. We proceed by a series of lemmas that describe properties of G which ultimately lead to a contradiction.

In various cases, we will delete a set of vertices from G and possibly add some edges, and then use that the resulting graph G' is not a counterexample to Theorem 4. When the graph G' is clear from the context, we let n', m' and n'_1 denote the number of vertices, edges respectively degree-1 vertices of G' . Furthermore, I' will denote the number of cubic components of G' and K' will denote the number of components of G' that are isomorphic to K_2 . We then write $\delta_{n'} := n - n'$, $\delta_{m'} := m - m'$, $\delta_{n_1} := n_1 - n'_1$ and $\delta_I := I - I'$ and $\delta_K := K - K'$ for the respective differences.

Our main task in deriving a contradiction is to show that $\gamma(G) \leq \mu(G)$. (In fact, this will directly yield the desired contradiction once we know that G has no degree-1 vertex.) Since $\gamma(G') \leq \mu(G')$ as G' is not a counterexample, this inequality follows if $\gamma(G) - \gamma(G') \leq \mu(G) - \mu(G')$. To conclude that $\gamma(G) \leq \mu(G)$, it will therefore always be sufficient to show that

$$\delta_\mu \geq \delta_\gamma, \quad (1)$$

where

$$\delta_\mu := \mu(G) - \mu(G') = \frac{4\delta_n - \delta_m - \delta_{n_1} + \delta_K + 2\delta_I}{6}$$

and

$$\delta_\gamma := \gamma(G) - \gamma(G').$$

Remark *Since G is connected, whenever only vertices are deleted (and no edge added) to construct G' from G , then G' cannot have any cubic component. Hence in most of our applications, δ_I will be 0.*

Remark *At some parts in the proof of Theorem 4, we deduce that G must be a specific graph on at most nine vertices. In those cases it is easily seen that G is not a counterexample to Theorem 4, so we have decided to not explicitly specify a matching certifying this. We remark that we have also performed a small computer search to double-check that indeed no graph on nine vertices or less is a counterexample to Theorem 4.*

The bulk of the proof is focused on the structure around vertices of degree smaller than three, starting with the following lemma.

Lemma 9. *G has minimum degree at least 2.*

Proof. If there is a vertex of degree 0, then since G is connected, G must be a singleton, which is not a counterexample to Theorem 4. Next, suppose that G has a vertex u of degree 1. Let v be the unique neighbour of u . Since a star on at most four vertices is not a counterexample either, v must have a neighbour w (distinct from u) of degree ≥ 2 . Then consider the graph $G' := G - \{u, v, w\}$. Let M' be a minimum maximal matching of G' . Then $M := M' + uv$ is a maximal matching of G of order $\gamma(G') + 1$, so $\delta_\gamma \leq 1$. We have that $\delta_n = 3$ and $\delta_m \leq 5$. Furthermore, since G is connected, every component of G' that is isomorphic to K_2 contains a vertex that has degree larger than 1 in G , and hence we have $\delta_{n_1} \leq 1 + \delta_K$.

Thus

$$\delta_\mu = \frac{4\delta_n - \delta_m - \delta_{n_1} + \delta_K + 2\delta_I}{6} \geq \frac{4 \cdot 3 - 5 - (1 + \delta_K) + \delta_K + 0}{6} = 1 \geq \delta_\gamma,$$

so M must be a maximal matching of G of size at most $\mu(G)$. Because M avoids uv , we obtain the desired contradiction. \square

Note that by Lemma 9, G has no degree-1 vertex, so from now on it suffices to derive (1) to arrive at a contradiction.

Lemma 9 also implies $n_1 = 0$, so $\delta_{n_1} = 2\delta_K \leq 0$, so $-\delta_{n_1} + \delta_K = \delta_K \geq 0$. Therefore we know from now on that $\delta_\mu \geq \frac{4\delta_n - \delta_m + 2\delta_I}{6}$. Moreover, in all our forthcoming constructions of a

reduced graph G' , we will make sure that G' does not have any cubic component, so that in fact we will always have

$$\delta_\mu \geq \frac{4\delta_n - \delta_m}{6}. \quad (2)$$

This simplifies our computations ever so slightly.

Lemma 10. *G has no bridge*

Proof. Suppose G has a bridge u_0u_1 . For $i \in \{0, 1\}$, let G_i be the component of $G - u_0u_1$ that contains u_i . Furthermore, let H_i be the graph induced by $V(G_i) \cup \{u_{(1-i)}\}$. Let $n_i := |V(G_i)|$ and $m_i := |E(G_i)|$. Observe that $n = n_0 + n_1$ and $m = m_0 + m_1 + 1$.

Because G has no degree-1 vertex, we have $n_0, n_1 > 1$. Therefore H_i has fewer vertices than G and hence satisfies Theorem 4. For the same reason, H_i cannot be isomorphic to K_2 . As $u_{(1-i)}$ is a degree-1 vertex of H_i , it follows that H_i has a maximal matching M_i that avoids u_0u_1 and has size at most $\mu(H_i) \leq \lfloor \frac{4(n_i+1)-(m_i+1)-1}{6} \rfloor$.

On the other hand, because G_i satisfies Theorem 4 as well, G_i has a maximal matching N_i of size at most $\mu(G_i) \leq \lfloor \frac{4n_i - m_i}{6} \rfloor$. So $\Gamma_i := N_{1-i} \cup M_i$ is a maximal matching of G of size at most $\lfloor \frac{4n_{1-i} - m_{1-i}}{6} \rfloor + \lfloor \frac{4(n_i+1)-(m_i+1)-1}{6} \rfloor$. Considering the minimum of $|\Gamma_0|$ and $|\Gamma_1|$, we obtain that G has a maximal matching of size at most

$$\min \left(\lfloor \frac{4n_1 - m_1}{6} \rfloor + \lfloor \frac{4n_0 - m_0 + 2}{6} \rfloor, \lfloor \frac{4n_0 - m_0}{6} \rfloor + \lfloor \frac{4n_1 - m_1 + 2}{6} \rfloor \right). \quad (3)$$

If at least one of $4n_0 - m_0$ and $4n_1 - m_1$ does *not* equal 0 mod 6, then $\max((4n_0 - m_0) \bmod 6, (4n_0 - m_0 + 2) \bmod 6, (4n_1 - m_1) \bmod 6, (4n_1 - m_1 + 2) \bmod 6) \geq 3$, so due to the rounding in expression (3), there is a maximal matching of size at most

$$\frac{4n_1 - m_1 + 4n_0 - m_0 + 2}{6} - \frac{3}{6} = \frac{4(n_0 + n_1) - (m_0 + m_1 + 1)}{6} = \frac{4n - m}{6} \leq \mu(G).$$

Thus $4n_0 - m_0 = 4n_1 - m_1 = 0 \bmod 6$. Next, for each $i \in \{0, 1\}$, we consider the graph $F_i := G_i - \{u_i\}$. Note that G_i has one more vertex and (depending on the degree of u_i) either one or two more edges than F_i . So $|V(F_i)| = n_i - 1$ while $|E(F_i)|$ either equals $m_i - 1$ or $m_i - 2$. It follows that $4 \cdot |V(F_i)| - |E(F_i)|$ is either 3 mod 6 or 4 mod 6. Hence F_i has a maximal matching R_i of size at most $\mu(F_i) \leq \lfloor \frac{4|V(F_i)| - |E(F_i)|}{6} \rfloor \leq \frac{4|V(F_i)| - |E(F_i)| - 3}{6}$. We conclude that G has a maximal matching $R_1 + R_2 + u_0u_1$ of size at most $\frac{4(|V(F_1)| + |V(F_2)|) - (|E(F_1)| + |E(F_2)|) - 2 \cdot 3}{6} + 1 \leq \frac{4(n-2) - (m-5)}{6} = \frac{4n - m - 3}{6} < \mu(G)$, a contradiction. \square

Lemma 11. *There are no two adjacent degree-2 vertices in G .*

Proof. See Figure 2 for a depiction of the case analysis for this lemma. Suppose for a contradiction that there are two adjacent degree-2 vertices u_1 and u_2 . Let v_1 be the other neighbour of u_1 and let v_2 be the other neighbour of u_2 . First, if $v_1 = v_2$ then consider $G' = G - \{u_1, u_2, v_1\}$. Then a maximal matching M' of G' can be extended to a maximal matching $M' + u_1v_1$ of G , so $\delta_\gamma \leq 1$. Therefore $\delta_\mu \geq \frac{4\delta_n - \delta_m}{6} \geq \frac{4 \cdot 3 - 4}{6} > 1 \geq \delta_\gamma$.

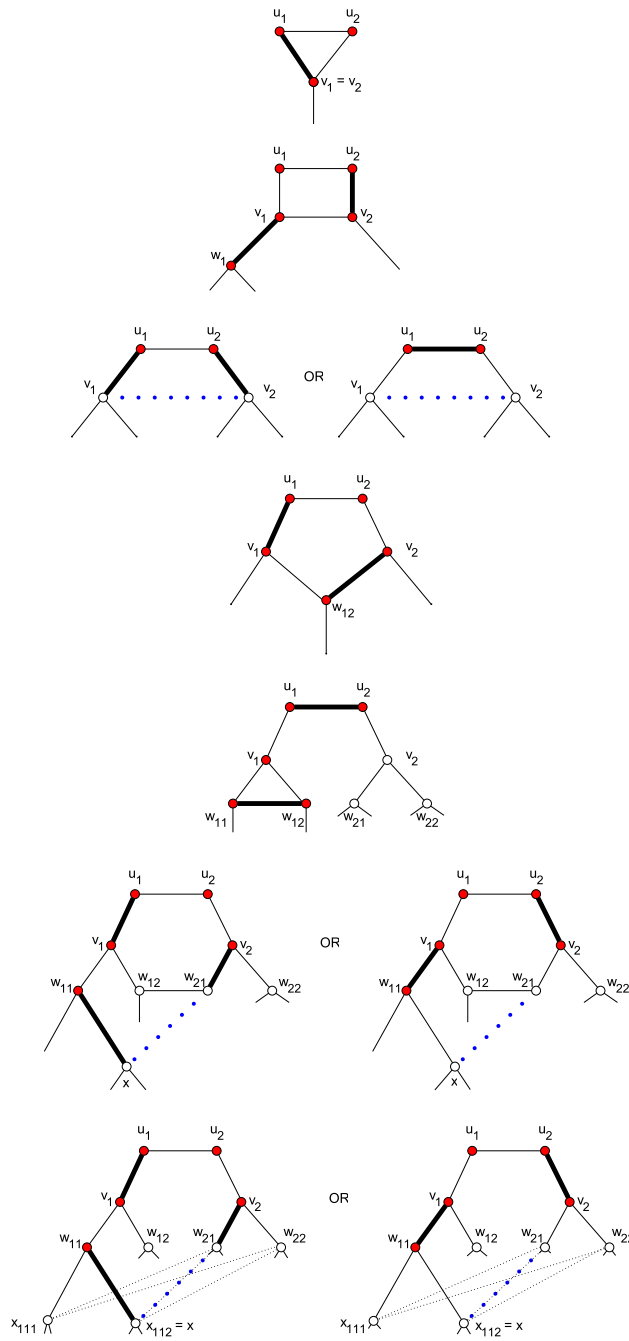


FIGURE 2. The case analysis in Lemma 11, from top to bottom. In each case, to obtain the reduced graph G' , the red vertices are removed and the blue dotted line is added. The fat edges extend the maximal matching from G' to G . The small-dotted lines in the final case represent E^* , the vertex pairs of which at least one is not an edge.

So we may assume that $v_1 \neq v_2$. Next, suppose that $v_1v_2 \in E(G)$. Since the graph induced by $\{u_1, u_2, v_1, v_2\}$ is not a counterexample, without loss of generality v_1 has a neighbour w_1 distinct from u_1, v_2 . Define $G' = G - \{u_1, u_2, v_1, v_2, w_1\}$. Then a maximal matching M' of G' can be extended to a maximal matching $M' + u_2v_2 + v_1w_1$ of G , so $\delta_\gamma \leq 2$. So

$$\delta_\mu \geq \frac{4\delta_n - \delta_m}{6} \geq \frac{4 \cdot 5 - 8}{6} = 2 \geq \delta_\gamma.$$

Therefore $v_1v_2 \notin E(G)$. Next, consider the graph $G' = G - \{u_1, u_2\} + v_1v_2$. (Equivalently: G' is obtained from G by contracting the edges u_1v_1 and u_2v_2 .) Let M' be a maximal matching of G' . If $v_1v_2 \in M'$, then $M' - v_1v_2 + u_1v_1 + u_2v_2$ is a maximal matching of G . On the other hand, if $v_1v_2 \notin M'$, then $M' + u_1u_2$ is a maximal matching of G . In both cases the new matching of G has size $|M'| + 1$, so we have $\delta_\gamma \leq 1$. Furthermore, $\delta_n = 2$ and $\delta_m = 2$. If G' is not cubic, then $\delta_I = 0$ so it follows that

$$\delta_\mu \geq \frac{4 \cdot \delta_n - \delta_m}{6} = \frac{4 \cdot 2 - 2}{6} = 1 \geq \delta_\gamma,$$

a contradiction. Thus, G' must be cubic. Therefore from now on we may assume that all vertices of G other than u and v have degree three. In particular, v_1 has neighbours w_{11}, w_{12} and v_2 has neighbours w_{21}, w_{22} such that $\{w_{11}, w_{12}, w_{21}, w_{22}\}$ is disjoint from $\{u_1, u_2, v_1, v_2\}$.

Next, suppose that v_1 and v_2 have a common neighbour, without loss of generality it is w_{12} . Then a maximal matching M' of $G' := G - \{u_1, u_2, v_1, v_2, w_{12}\}$ can be extended to the maximal matching $M' + u_1v_1 + w_{12}v_2$ of G , which implies that $\delta_\gamma \leq 2$. Thus again $\delta_\mu \geq \frac{4\delta_n - \delta_m}{6} \geq \frac{4 \cdot 5 - 8}{6} = 2 \geq \delta_\gamma$. We conclude that $w_{11}, w_{12}, w_{21}, w_{22}$ must be pairwise distinct. Our next goal is to show that these four vertices form an independent set.

First, assume that $w_{11}w_{12}$ or $w_{21}w_{22}$ is an edge, without loss of generality the former. Then a maximal matching M' of $G' = G - \{u_1, u_2, v_1, w_{11}, w_{12}\}$ yields a maximal matching $M' + u_1u_2 + w_{11}w_{12}$ of G , so that $\delta_\gamma \leq 2$. Thus $\delta_\mu \geq \frac{4\delta_n - \delta_m}{6} \geq \frac{4 \cdot 5 - 8}{6} = 2 \geq \delta_\gamma$; contradiction.

Second, assume that there is an edge joining $\{w_{11}, w_{12}\}$ and $\{w_{21}, w_{22}\}$; without loss of generality $w_{12}w_{21}$ is such an edge. Observe that then at least one neighbour x of w_{11} is not equal to v_1 or w_{21} , nor adjacent to w_{21} (because otherwise w_{21} would have more than three distinct neighbours). We define the reduced graph $G' = G - \{u_1, u_2, v_1, v_2, w_{11}\} + xw_{21}$. Let M' be a maximal matching of G' . If $xw_{21} \in M'$, then $M' - xw_{21} + xw_{11} + w_{21}v_2 + u_1v_1$ is a maximal matching of G , and otherwise $M' + v_1w_{11} + u_2v_2$ is a maximal matching of G . In both cases the new matching contains two more edges than M' , so $\delta_\gamma \leq 2$. Furthermore, $\delta_n = 5$ and $\delta_m \geq 9 - 1 = 8$ (here we use that xw_{21} is an edge in G' but not in G). Crucially, G' does not contain any cubic component, so that $\delta_I \geq 0$. Indeed, the only component of G' that could a priori be cubic is the component C containing the added edge xw_{21} . But due to the edge $w_{12}w_{21}$ (which we assumed to exist), we know that C also contains the vertex w_{12} , which has degree less than 3 in G' . We obtain $\delta_\mu \geq \frac{4\delta_n - \delta_m + 2\delta_I}{6} \geq 2 \geq \delta_\gamma$; contradiction. This concludes the proof that $\{w_{11}, w_{12}, w_{21}, w_{22}\}$ is independent.

In summary, we have deduced so far that $\{u_1, u_2, v_1, v_2, w_{11}, w_{12}, w_{21}, w_{22}\}$ induces a tree in G , and all vertices of G other than u_1 and u_2 have degree three. Let x_{111} and x_{112} denote the two neighbours of w_{11} that are distinct from v_1 .

Now let us define the vertex set $V_0 := \{u_1, u_2, v_1, v_2, w_{11}\}$ and the set $E^* := \{x_{111}w_{21}, x_{112}w_{21}, x_{111}w_{22}, x_{112}w_{22}\}$ which consists of pairs of neighbours of V_0 . If each pair in E^* is present as an edge in G , then it follows that v_1w_{12} is a bridge, contradicting Lemma 10. Thus we can apply Lemma 8 to conclude that there exists $e \in E^*$ such that $e \notin E(G)$ and the reduced graph $G' = G - V_0 + e$ has no cubic component. This means that $\delta_I = 0$ with respect to G' . Furthermore, by exactly the same analysis as before (by symmetry of G , we

may assume that $e = xw_{21}$ for some neighbour x of w_{11}), we again obtain $\delta_\gamma \geq 2$, $\delta_n = 5$ and $\delta_m \geq 9 - 1 = 8$. Therefore $\delta_\mu \geq \frac{4\delta_n - \delta_m}{6} \geq 2 \geq \delta_\gamma$; contradiction. \square

Lemma 12. *Every degree-2 vertex of G has at most one degree-3 neighbour.*

Proof. We suppose for a contradiction that a degree-2 vertex u of G has two degree-3 neighbours v_1 and v_2 .

If $v_1v_2 \in E(G)$, then every maximal matching M' of $G' = G - \{u, v_1, v_2\}$ can be extended to a maximal matching $M' + v_1v_2$ of G , so $\delta_\gamma \leq 1$. So $\delta_\mu \geq \frac{4\delta_n - \delta_m}{6} \geq \frac{4 \cdot 3 - 5}{6} > 1 \geq \delta_\gamma$; contradiction. Therefore $v_1v_2 \notin E(G)$. So v_1 has neighbours w_{11}, w_{12} and v_2 has neighbours w_{21}, w_{22} such that $\{w_{11}, w_{12}, w_{21}, w_{22}\}$ is disjoint from $\{u, v_1, v_2\}$.

Case 1: v_1 and v_2 have a common neighbour that is distinct from u .

Without loss of generality this common neighbour is $w_{12} = w_{21}$. Consider the graph $G' = G - \{u, v_1, v_2, w_{11}, w_{12}\}$ with a maximal matching M' . Then $M' + v_1w_{11} + v_2w_{12}$ is a maximal matching of G , so $\delta_\gamma \geq 2$. Moreover, $\delta_n = 5$ and $\delta_m \leq 9$. If $\delta_m \leq 8$, then it follows that $\delta_\mu \geq 2 \geq \delta_\gamma$. Thus δ_m must equal 9, which implies that w_{11}, w_{12}, w_{22} are distinct vertices, that w_{11} and w_{12} have degree three and that $w_{11}w_{12} \notin E(G)$. By symmetry, w_{22} must have degree three as well, and $w_{22}w_{12} \notin E(G)$. Thus, w_{11}, w_{12}, w_{22} are distinct degree-3 vertices that either form an independent set or induce the graph with the edge $w_{11}w_{22}$.

In particular, w_{12} has a neighbour x_{12} which is distinct from $u, v_1, v_2, w_{11}, w_{22}$. For $i \in \{1, 2\}$, let x_{i1} and x_{i2} be the two neighbours of w_{ii} that are distinct from v_i .

First assume that x_{12} is a common neighbour of w_{11} and w_{22} . If additionally $w_{11}w_{22} \in E(G)$, then the structure of G is fully determined; it is the graph induced by the seven vertices $u, v_1, v_2, w_{11}, w_{12}, w_{22}, x_{12}$, which clearly is not a counterexample. Thus $w_{11}w_{22} \notin E(G)$ and so w_{11} has a neighbour x_{111} that is distinct from v_1, x_{12} and w_{22} . In that case, a maximal matching M' of $G' = G - \{u, v_1, v_2, w_{11}, w_{12}, w_{22}, x_{12}, x_{111}\}$ can be extended to the maximal matching $M' + w_{11}x_{111} + v_1w_{12} + v_2w_{22}$ of G , so that $\delta_\gamma \leq 3$, $\delta_n = 8$ and $\delta_m \leq 13$. Hence $\delta_\mu \geq \frac{4 \cdot 8 - 13}{6} > 3 \geq \delta_\gamma$; contradiction. We have thus derived that x_{12} is not a neighbour of both w_{11} and w_{22} .

By symmetry, we may assume that x_{12} is not a neighbour of w_{22} . We then consider the graph $G' = G - \{u, v_1, v_2, w_{11}, w_{12}\} + x_{12}w_{22}$. Then $\delta_n = 5$. Note that to obtain G' from G , we not only delete vertices, but we also add an edge, so $\delta_m \leq 9 - 1 = 8$. Consider a maximal matching M' of G' . If $x_{12}w_{22} \in M'$ then $M' - x_{12}w_{22} + x_{12}w_{12} + v_2w_{22} + v_1w_{11}$ is a maximal matching of G , and otherwise $M' + v_2w_{12} + v_1w_{11}$ is a maximal matching of G . In both cases $\delta_\gamma \leq 2$. To arrive at a contradiction, we still need to check that G' has no cubic component (so that $\delta_I = 0$). For this, it suffices to demonstrate that the component C of G' containing the added edge $x_{12}w_{22}$ is not cubic. If $w_{11}w_{22} \in E(G)$, then it is immediate that w_{22} is in $V(C)$ and has degree less than three in G' . Thus we may assume that $w_{11}w_{22} \notin E(G)$. Because G has no bridge (in particular $w_{11}v_1$ is not a bridge), there exists a path P in G that joins $\{x_{111}, x_{112}\}$ with $\{x_{12}, w_{22}\}$ while avoiding $\{w_{11}, u, v_1, v_2, w_{12}\}$. (Here we allow P to be a single vertex.) Note that P is also a path in G' and hence $x_{111} \in V(C)$ or $x_{112} \in V(C)$. Since x_{111} and x_{112} have degree less than three in G' , it follows that C is not cubic.

Case 2: u is the only common neighbour of v_1 and v_2 .

From now on, we know that $w_{11}, w_{12}, w_{21}, w_{22}$ are pairwise distinct. Our next task is to show that they form an independent set.

Case 2.1: $w_{11}w_{12} \in E(G)$ or $w_{21}w_{22} \in E(G)$.

By symmetry, it suffices to consider the case that $w_{11}w_{12} \in E(G)$. Suppose for a contradiction that $w_{11}w_{12} \in E(G)$.

If additionally there is an edge between $\{w_{11}, w_{12}\}$ and $\{w_{21}, w_{22}\}$ (say $w_{12}w_{21}$ is an edge), then a maximal matching M' of $G' = G - \{u, v_1, v_2, w_{11}, w_{12}, w_{21}\}$ can be extended to the maximal matching $M' + v_1w_{11} + v_2w_{21}$ of G . Then $\delta_\mu \geq \frac{4\delta_n - \delta_m}{6} \geq \frac{4 \cdot 6 - 9}{6} > 2 \geq \delta_\gamma$; contradiction. Thus there is no edge between $\{w_{11}, w_{12}\}$ and $\{w_{21}, w_{22}\}$.

By considering the graph $G' = G - \{u, v_1, v_2, w_{11}, w_{12}\}$, it is easily seen that each of w_{11}, w_{12} needs to have degree three; otherwise $\delta_m \leq 8$, leading to the contradiction $\delta_\mu \geq \frac{4\delta_n - \delta_m}{6} \geq \frac{4 \cdot 5 - 8}{6} = 2 \geq \delta_\gamma$, where the last inequality holds because any maximal matching M' of G' can be extended to the maximal matching $M' + w_{11}w_{12} + uv_2$ of G .

For $i \in \{1, 2\}$, let x_{1i} denote the neighbour of w_{1i} that is distinct from v_1, w_{11}, w_{12} .

Let $V_0 := \{u, v_1, v_2, w_{11}, w_{12}\}$ and note that $N := \{x_{11}, x_{12}, w_{21}, w_{22}\}$ is the set of neighbours of V_0 . (Possibly N has less than four distinct elements since it could be that $x_{11} = x_{12}$.) If $\{x_{11}, x_{12}\}$ is completely connected to $\{w_{21}, w_{22}\}$, then G must be the graph induced by $u, v_1, v_2, w_{11}, w_{12}, w_{21}, w_{22}, x_{11}, x_{12}$, which is a graph on nine vertices; contradiction. Thus there must exist $e \in E^* := \{x_{11}w_{21}, x_{11}w_{22}, x_{12}w_{21}, x_{12}w_{22}\}$ such that $e \notin E(G)$. Then by Lemma 8 applied to V_0 and E^* , there exists an edge $e \in E^*$ such that the graph $G' = G - V_0 + e$ has no cubic component. By symmetry, we may assume that $e = x_{11}w_{22}$. By the choice of e we have $\delta_I = 0$. Moreover $\delta_n = 5$ and $\delta_m \leq 8$. Let M' be a maximal matching of G' . If $x_{11}w_{22} \in M'$, then $M' - x_{11}w_{22} + x_{11}w_{11} + v_2w_{22} + v_1w_{12}$ is a maximal matching of G , and otherwise $M' + w_{11}w_{12} + uv_2$ is a maximal matching of G . In both cases, $\delta_\gamma \leq 2$. Thus we arrive at the contradiction $\delta_\mu \geq \frac{4\delta_n - \delta_m + 2\delta_I}{6} = \frac{4 \cdot 5 - 8}{6} = 2 \geq \delta_\gamma$.

Case 2.2: $w_{11}w_{12}, w_{21}w_{22} \notin E(G)$, but $w_{11}, w_{12}, w_{21}, w_{22}$ do not form an independent set.

Without loss of generality, we may assume that $w_{12}w_{21} \in E(G)$. By considering the graph $G' = G - \{u, v_1, v_2, w_{12}, w_{21}\}$, it quickly follows that w_{12} and w_{21} must have degree three. So let x_{12} (respectively x_{21}) denote the neighbour of w_{12} (respectively w_{21}) that is distinct from v_1, v_2, w_{12}, w_{21} .

First suppose that additionally $w_{11}w_{22}, w_{11}x_{12}, w_{22}x_{21} \in E(G)$. If x_{12} and x_{21} are adjacent or both have degree two, then G is a graph on nine vertices and it is easy to see that it is not a counterexample. So we may assume that x_{21} has a third neighbour y distinct from w_{21} and w_{22} . In that case a maximal matching M' of $G - \{u, v_1, v_2, w_{11}, w_{12}, w_{21}, w_{22}, x_{12}, x_{21}, y\}$ can be extended to the maximal matching $M' + w_{11}w_{22} + uv_2 + w_{12}x_{12} + x_{21}y$ of G . Since $x_{12} \neq x_{21}$ (otherwise this vertex would have degree four), it follows that $\delta_n = 10$. Furthermore $\delta_m \leq 16$, so $\delta_\mu \geq \frac{4 \cdot 10 - 16}{6} = 4 \geq \delta_\gamma$; contradiction. We conclude that at least one of $w_{11}w_{22}, w_{11}x_{12}, w_{22}x_{21}$ is not an edge of G .

From Lemma 8 applied with $V_0 = \{u, v_1, v_2, w_{12}, w_{21}\}$ and $E^* = \{w_{11}w_{22}, w_{11}x_{12}, w_{22}x_{21}\}$, we obtain an $e \in E^*$ such that $G' = G - V_0 + e$ has no cubic component. Let M' be a maximal

matching of G' . First, suppose that $e = w_{11}w_{22}$. If $w_{11}w_{22} \in M'$, then $M' - w_{11}w_{22} + v_1w_{11} + v_2w_{22} + w_{12}w_{21}$ is a maximal matching of G , and otherwise $M' + v_1w_{12} + v_2w_{21}$ is a maximal matching of G' . So in both cases $\delta_\gamma \leq 2$. Second, suppose that that $e = w_{11}x_{12}$ (the case that $e = w_{22}x_{21}$ is symmetric). If $w_{11}x_{12} \in M'$, then $M' - w_{11}x_{12} + v_1w_{11} + x_{12}w_{12} + v_2w_{21}$ is a maximal matching of G , and otherwise $M' + v_1w_{12} + v_2w_{21}$ is a maximal matching of G . So in all cases we have $\delta_\gamma \leq 2$. For all possible choices of e , we have $\delta_n = 5$ and $\delta_m \leq 9 - 1 = 8$. Since no component of G' is cubic, we conclude that $\delta_\mu \geq \frac{4\delta_n - \delta_m + 2\delta_l}{6} \geq \frac{4 \cdot 5 - 8 + 0}{6} = 2 \geq \delta_\gamma$; contradiction.

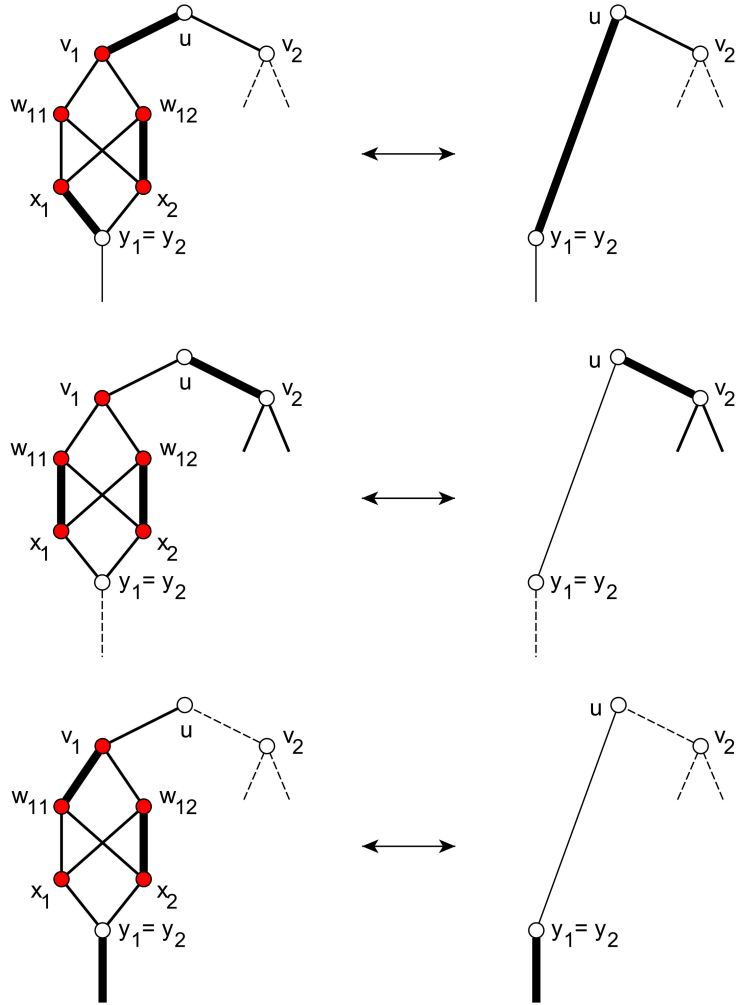


FIGURE 3. The end of Case 2.3.1. The figures on the left represent G , the pictures on the right G' . From top to bottom, these are three possible scenarios in which a maximal matching M' of G' can be extended to a maximal matching M of G with $|M| = |M'| + 2$. The fat lines represent edges that are in the maximal matching, while the dashed lines are edges that may or may not be in the maximal matching.

Case 2.3: $w_{11}, w_{12}, w_{21}, w_{22}$ form an independent set.

So far, we have derived that $u, v_1, v_2, w_{11}, w_{12}, w_{21}, w_{22}$ are distinct vertices and induce a tree.

Case 2.3.1: For some $i \in \{1, 2\}$, w_{i1} and w_{i2} have three common neighbours.

By symmetry, it suffices to consider the case $i = 1$. We already know that v_1 is a common neighbour of w_{11} and w_{12} . Suppose they have two other common neighbours, say x_1 and x_2 . By the structure derived so far, x_1 and x_2 are distinct from $u, v_1, v_2, w_{11}, w_{12}, w_{21}, w_{22}$.

If x_1 and x_2 are either adjacent or both have degree two, then uv_1 is a bridge, contradicting Lemma 10. If one of x_1, x_2 (say x_2) has degree two then a maximal matching M' of $G' = G - \{u, v_1, v_2, w_{11}, w_{12}, w_{22}, x_1, x_2\}$ yields the maximal matching $M' + w_{11}x_1 + v_1w_{12} + v_2w_{22}$ of G , so $\delta_\mu \geq \frac{4\delta_n - \delta_m}{6} \geq \frac{4 \cdot 8 - 13}{6} > 3 \geq \delta_\gamma$, contradiction. Thus both x_1 and x_2 have degree three and are nonadjacent. For $i \in \{1, 2\}$, let y_i denote the neighbour of x_i that is distinct from w_{11} and w_{12} .

If $y_1 \neq y_2$, then a maximal matching M' of $G' = G - \{u, v_1, w_{11}, w_{12}, x_1, x_2, y_1, y_2\}$ yields the maximal matching $M' + uv_1 + x_1y_1 + x_2y_2$ of G , so $\delta_\mu \geq \frac{4\delta_n - \delta_m}{6} \geq \frac{4 \cdot 8 - 14}{6} \geq 3 \geq \delta_\gamma$, contradiction.

Thus $y_1 = y_2$. See Figure 3. Consider the graph $G' = G - \{v_1, w_{11}, w_{12}, x_1, x_2\} + uy_1$. Note that G' has no cubic component (indeed, the vertex u has degree two in G'), so $\delta_I = 0$. Furthermore, $\delta_n = 5$ and $\delta_m \leq 9 - 1 = 8$. Let M' be a maximal matching of G' . If $uy_1 \in M'$ then $M' - uy_1 + uv_1 + x_1y_1 + w_{12}x_2$ is a maximal matching of G . Otherwise, if $uy_1 \notin M'$, we need to do something slightly more involved than before: since M' is maximal and $uy_1 \notin M'$, we must either have $uv_2 \in M'$ (in which case $M' + w_{11}x_1 + w_{12}x_2$ is a maximal matching of G) or an edge incident to y_1 is in M' (in which case $M' + v_1w_{11} + w_{12}x_2$ is a maximal matching of G). Thus in all cases $\delta_\gamma \leq 2$, so $\delta_\mu \geq \frac{4 \cdot 5 - 8}{6} \geq 2 \geq \delta_\gamma$; contradiction.

Case 2.3.2 For $i \in \{1, 2\}$, w_{i1} and w_{i2} do not have three common neighbours.

First, suppose that at least one of $\{w_{11}, w_{12}\}$ and $\{w_{21}, w_{22}\}$ contains no degree-3 vertex; say w_{11} and w_{12} both have degree two. Then for $i \in \{1, 2\}$, let x_{1i} be the unique neighbour of w_{1i} that is distinct from v_1 . If $x_{11} = x_{12}$, then for $G' = G - \{u, v_1, w_{11}, w_{12}, x_{11}\}$ we have that $M' + uv_1 + w_{12}x_{12}$ is a maximal matching of G for any maximal matching M' of G' , so $\delta_\mu \geq \frac{4\delta_n - \delta_m}{6} \geq \frac{4 \cdot 5 - 7}{6} > 2 \geq \delta_\gamma$; contradiction. On the other hand, if $x_{11} \neq x_{12}$, then w_{11} and x_{12} are not adjacent in G , so we can consider $G' = G - \{u, v_1, v_2, w_{12}, w_{21}\} + w_{11}x_{12}$. Let M' be a maximal matching of G . If $w_{11}x_{12}$ is in M' then $M' - w_{11}x_{12} + v_1w_{11} + w_{12}x_{12} + v_2w_{21}$ is a maximal matching of M , and otherwise $M' + v_1w_{12} + v_2w_{21}$ is. Since w_{11} has degree two in G , it has degree two in G' as well, and hence G' has no cubic component, so $\delta_I = 0$. Thus $\delta_\mu \geq \frac{4\delta_n - \delta_m}{6} \geq \frac{4 \cdot 5 - 8}{6} = 2 \geq \delta_\gamma$; contradiction.

Therefore we may henceforward assume, without loss of generality, that w_{12} and w_{21} have degree three. Let x_{121} and x_{122} denote the two neighbours of w_{12} that are distinct from v_1 . Similarly, let x_{211} and x_{212} denote the two neighbours of w_{21} that are distinct from v_2 .

Now the real fun begins. Let $V_0 := \{u, v_1, v_2, w_{12}, w_{21}\}$ and consider its neighbours $N = \{w_{11}, x_{121}, x_{122}, x_{211}, x_{212}, w_{22}\}$. Note that that these neighbours are not necessarily all distinct, so in what follows, we treat N as a multi-set. ²

²We could also avoid treating N as a multi-set by instead doing a case analysis on N containing 4, 5 or 6 distinct vertices of G . This would however essentially necessitate repeating the same long argument three times. When reading the current proof, the reader may find it convenient to have in mind the case that all elements of N are distinct vertices of G .

We first discuss two consequences from the fact that G is bridgeless. For each $x \in N$, let $A(x)$ denote the component of $G - V_0$ containing x . Each $y_1 \in N$ either has more than one neighbour in V_0 (in which case $y_1 = y_2$ for some $y_2 \in N - \{y_1\}$) or has exactly one neighbour v in V_0 (in which case the fact that y_1v is not a bridge implies $A(y_1) = A(y_2)$ for some $y_2 \in N - \{y_1\}$). Thus:

$$\text{For every } y_1 \in N \text{ there exists } y_2 \in N - \{y_1\} \text{ such that } A(y_1) = A(y_2). \quad (4)$$

Furthermore, in particular using that uv_1 is not a bridge, we obtain

$$A(y_1) = A(y_2) \text{ for some } y_1 \in \{w_{11}, x_{121}, x_{122}\} \text{ and some } y_2 \in \{w_{22}, x_{211}, x_{212}\}. \quad (5)$$

Since we are working under the assumption of Case 2.3.2, we know that there exist $q_1 \in \{x_{121}, x_{122}\}$ and $q_2 \in \{x_{211}, x_{212}\}$ such that

$$w_{11}q_1 \notin E(G) \text{ and } w_{22}q_2 \notin E(G). \quad (6)$$

Given a choice of such q_1, q_2 , we consider the graph $G' = G - V_0 + w_{11}q_1 + w_{22}q_2$. Our main task is to show that q_1 and q_2 can be chosen such that additionally G' has no cubic component (see Figure 4). Once we have established that, we can use that G' satisfies Theorem 4, as we will do at the very end.

Given a choice of $q_1 \in \{x_{121}, x_{122}\}, q_2 \in \{x_{211}, x_{212}\}$ satisfying (6) and a vertex $x \in N$, we let $C(x)$ denote the component of G' that contains x . If x is distinct from w_{11}, q_1, w_{22}, q_2 then x has degree less than three in G' , so it is immediate that $C(x)$ is not cubic. Therefore it suffices to show that $C(w_{11})$ and $C(w_{22})$ are not cubic; in particular, it suffices to show that

$$\text{both } C(w_{11}) \text{ and } C(w_{22}) \text{ contain at least one vertex of } N - \{w_{11}, w_{22}, q_1, q_2\}. \quad (7)$$

To demonstrate that there is indeed a choice of q_1, q_2 satisfying (6) and (7), let us introduce the auxiliary graph H on the vertex set N (with six elements) in which two vertices are adjacent if and only if they belong to the same component of $G - V_0$. (In particular $a, b \in N$ are adjacent in H if a and b are the same vertex in G .) Furthermore, let H^+ be the graph obtained from H by adding the two edges $w_{11}q_1$ and $w_{22}q_2$, if they were not already present in H . To satisfy requirement (7), it suffices to show that H^+ contains a component with at least five vertices, for some choice of q_1 and q_2 .

By property (4), H has minimum degree at least one. By property (5), H contains an edge y_1y_2 for some $y_1 \in N_1 := \{w_{11}, x_{121}, x_{122}\}$ and $y_2 \in N_2 := \{w_{22}, x_{211}, x_{212}\}$.

Suppose first that N_1 and N_2 are independent sets in H . Then H must contain three edges that form a matching M_H between N_1 and N_2 . If w_{11} and w_{22} are adjacent in M_H , then choose q_1 and q_2 to be nonadjacent (with respect to M_H), and otherwise choose q_1 and q_2 to be adjacent (in M_H). In both cases, all six vertices of H^+ belong to the same component, as desired.

Thus we may assume that at least one of $H[N_1]$ and $H[N_2]$ has a connected component C on at least two vertices, say $H[N_1]$ has. Then there is a choice of q_1 such that all three vertices of N_1 belong to the same component of $H + w_{11}q_1$. Furthermore, if $y_2 \neq w_{22}$ and $y_2w_{22} \notin E(H)$ then choose $q_2 = y_2$, and otherwise choose q_2 to be an arbitrary element of $\{x_{211}, x_{212}\}$ for which $w_{22}q_2 \notin E(G)$. This ensures that in H^+ , all five vertices of $N_1 \cup \{q_2\} \cup \{w_{22}\}$ belong to the same component, as desired.

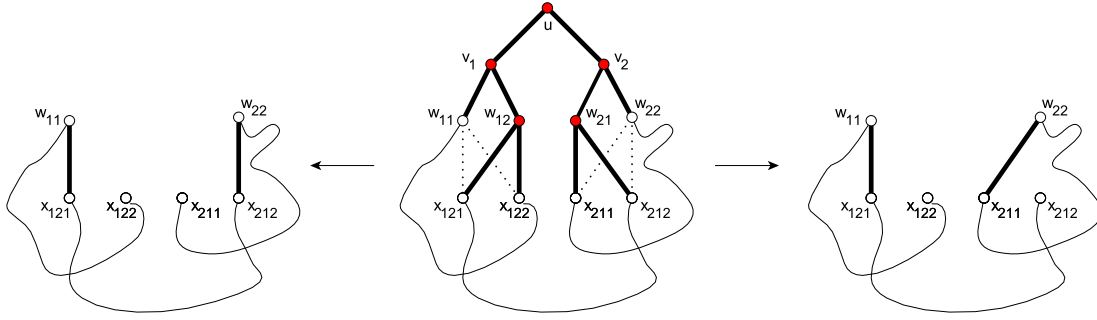


FIGURE 4. The structure in Case 2.3.2. In the middle is an example of the graph G , depicting one possible way in which the neighbours of $V_0 = \{u, v_1, v_2, w_{12}, w_{21}\}$ can be connected in $G - V_0$. At least two of the dotted edges are not present in G . On the left and right are depicted two possible choices of added edges $w_{11}q_1, w_{22}q_2$ corresponding to two distinct possibilities for the reduced graph $G' = G - V_0 + w_{11}q_1 + w_{22}q_2$. The reduced graph on the right is not a good choice as there the component containing w_{22} could be cubic. The reduced graph on the left is a good choice because there each component (in fact the only component in this case) contains x_{122} , which has degree less than three in G' .

This concludes the proof that there exists a choice of $q_1 \in \{x_{121}, x_{122}\}$ and $q_2 \in \{x_{211}, x_{212}\}$ such that $w_{11}q_1 \notin E(G)$ and $w_{22}q_2 \notin E(G)$ and the graph $G' = G - V_0 + w_{11}q_1 + w_{22}q_2$ has no cubic component. Furthermore, G' also has maximum degree at most three (this follows from the fact that in G , all vertices of N have at least one neighbour in V_0 , while if $q_1 = q_2$ then q_1 has at least two neighbours in V_0).

We are now finally ready to use that G' satisfies Theorem 4. By the analysis above we have $\delta_I = 0$. Furthermore, $\delta_n = 5$. In constructing G' we have deleted ten edges and added back two edges, so $\delta_m = 10 - 2 = 8$. It remains to estimate δ_γ . Let M' be a maximal matching of G' .

Let M be obtained from M' by

- adding v_1w_{12} , if $w_{11}q_1 \notin M'$;
- removing $w_{11}q_1$ and adding v_1w_{11} and $w_{12}q_1$, otherwise.

and

- adding v_2w_{21} , if $w_{22}q_2 \notin M'$;
- removing $w_{22}q_2$ and adding v_2w_{22} and $w_{21}q_2$, otherwise.

Then M is a maximal matching of G of size $|M'| + 2$, so $\delta_\gamma \leq 2$. In conclusion, $\delta_\mu \geq \frac{4\delta_n - \delta_m + 2\delta_I}{6} = \frac{4 \cdot 5 - 8}{6} = 2 \geq \delta_\gamma$, contradiction. \square

The finishing blow

Lemmas 9, 11 and 12 together imply that G is a cubic graph. Choose two adjacent vertices u_1 and u_2 . We first consider the case that u_1 and u_2 have a common neighbour v . In that case

v has degree 1 in the reduced graph $G' = G - \{u_1, u_2\}$, so that $\delta_{n_1} \leq -1$. Unlike G , our new graph G' has no cubic component, so $\delta_I = 1$. Since G is not isomorphic to K_4 , no component of G' is isomorphic to K_2 , so $\delta_K = 0$. Any given maximal matching M' of G' can be extended to the maximal matching $M' + u_1u_2$ of G ; therefore $\delta_\gamma \leq 1$. Moreover, $\delta_n = 2$ and $\delta_m = 5$. Everything together, we obtain that $\delta_\mu = \frac{4\delta_n - \delta_m - \delta_{n_1} + \delta_K + 2\delta_I}{6} \geq \frac{4 \cdot 2 - 5 - (-1) + 0 + 2 \cdot 1}{6} = 1 \geq \delta_\gamma$; contradiction.

Therefore u_1 and u_2 have no common neighbour. Let v_{11}, v_{12} denote the two neighbours of u_1 that are distinct from u_2 , and let v_{21}, v_{22} be the neighbours of u_2 that are distinct from u_1 . Consider the sets $V_0 = \{u_1, u_2\}$ and $E^* = \{v_{11}v_{21}, v_{11}v_{22}, v_{12}v_{21}, v_{12}v_{22}\}$. Since G is not isomorphic to $K_{3,3}$ by assumption, it follows that at least one element of E^* is not an edge in G . Hence by Lemma 8 applied to V_0 and E^* , we obtain (without loss of generality) that $v_{11}v_{22} \notin E(G)$ and the reduced graph $G' = G - V_0 + v_{11}v_{22}$ has no cubic component. We therefore have $\delta_I = 1$, and also $\delta_n = 2$ and $\delta_m = 5 - 1 = 4$. Moreover, $\delta_\gamma \leq 1$ because any given maximal matching M' of G' can be extended to the maximal matching $M' - v_{11}v_{22} + u_1v_{11} + u_2v_{22}$ of G , if $v_{11}v_{22} \in M'$, and to $M' + u_1u_2$ otherwise. It follows that

$$\delta_\mu \geq \frac{4\delta_n - \delta_m + 2\delta_I}{6} = \frac{4 \cdot 2 - 4 + 2 \cdot 1}{6} = 1 \geq \delta_\gamma,$$

a contradiction. This concludes the proof of Theorem 4.

□

Acknowledgements

This research was supported by ≥ 43 cups of coffee and an ARC grant from the Wallonia-Brussels Federation. The author thanks the two anonymous reviewers for their detailed comments and suggestions.

REFERENCES

- [1] R. Allan and R. Laskar. On domination and independent domination numbers of a graph. *Discrete Mathematics*, 23:73–76, 1978.
- [2] J. Baste, M. Fürst, M. A. Henning, E. Mohr, and D. Rautenbach. Bounding and approximating minimum maximal matchings in regular graphs. 344(3):112243, 2021. [arXiv:1905.12241](https://arxiv.org/abs/1905.12241).
- [3] M. Bonamy, F. Dross, T. Mařarik, W. Nadara, M. Pilipczuk, and M. Pilipczuk. Jones’ conjecture in subcubic graphs. [arXiv:1912.01570](https://arxiv.org/abs/1912.01570), 2019.
- [4] W. Cames van Batenburg, J. Goedgebeur, and G. Joret. Large independent sets in triangle-free cubic graphs: beyond planarity. *Advances in Combinatorics*, (7):1–45, 2020. [arXiv:1911.12471](https://arxiv.org/abs/1911.12471).
- [5] W. Cames van Batenburg and R. J. Kang. Squared chromatic number without claws or large cliques. *Canadian Mathematical Bulletin*, 62(1):23–35, 2019. [arXiv:1609.08646](https://arxiv.org/abs/1609.08646).
- [6] J. Cardinal, M. Labbé, S. Langerman, E. Levy, and H. Mělot. A tight analysis of the maximal matching heuristic. *Lecture Notes in Computer Science*, 3595:701–709, 2005.
- [7] J. Cardinal, M. Labbé, S. Langerman, E. Levy, and H. Mělot. Improved approximation bounds for edge dominating set in dense graphs. *Theoretical Computer Science*, 410:949–957, 2009.
- [8] M. Chlebík and J. Chlibiková. Approximation hardness of edge dominating set problems. *Journal of Combinatorial Optimization*, 11:279–290, 2006.
- [9] M. Demange and T. Ekim. Minimum maximal matching is NP-hard in regular bipartite graphs. *Lecture Notes in Computer Science*, 4978:364–374, 2008.
- [10] M. Demange and T. Ekim. A note on the NP-hardness of two matching problems in induced subgraphs. *Discrete Mathematics and Theoretical Computer Science*, 15(2), 2013.

- [11] M. Demange, T. Ekm, and C. Tanasescu. Hardness and approximation of minimum maximal matchings. *International Journal of Computer Mathematics*, 91(8):1635–1654, 2014.
- [12] W. Duckworth and N. Wormald. Linear programming and the worst-case analysis of greedy algorithms on cubic graphs. *The Electronic Journal of Combinatorics*, 17(1), 2010.
- [13] W. Espelage, F. Gurski, and E. Wanke. How to solve NP-hard graph problems on clique-width bounded graphs in polynomial time. *Lecture Notes in Computer Science*, 2204:117–128, 2005.
- [14] M. Garey and D. Johnson. *Computers and intractability. A guide to the theory of NP-completeness*. Freeman and Company, New York, 1979.
- [15] W. Goddard and M. A. Henning. Independent domination in graphs: A survey and recent results. *Discrete Mathematics*, 313(7):839–854, 1999.
- [16] Z. Gotthilf, M. Lewenstein, and E. Rainschmidt. A $(2 - c \frac{\log n}{n})$ algorithm for the minimum maximal matching problem. *Lecture Notes in Computer Science*, 5426:267–278, 2009.
- [17] J. Horton and K. Kilakos. Minimum edge dominating sets. *SIAM Journal on Discrete Mathematics*, 6:375–387, 1993.
- [18] F. Joos, D. Rautenbach, and T. Sasse. Induced matchings in subcubic graphs. *SIAM Journal on Discrete Mathematics*, 28(1):468–473, 2014. [arXiv:1312.1110](https://arxiv.org/abs/1312.1110).
- [19] A. Kostochka and C. Stocker. A new bound on the domination number of connected cubic graphs. *Sib. Elektron. Mat. Izv.*, 60:465–504, 2009.
- [20] P. Lam, W. Shiu, and L. Sun. On independent domination number of regular graphs. *Discrete Mathematics*, 202:135–144, 1999.
- [21] H. Liu and L. Sun. On domination number of 4-regular graphs. *Czechoslovak Mathematical Journal*, 54:889–898, 2004.
- [22] S. Mitchell and S. Hedetniemi. Edge domination in trees. *Congressus Numerantium*, 19:489–509, 1977.
- [23] B. Reed. Paths, stars and the number three. *Combinatorics, Probability and Computing*, 5(3):277–295, 1996.
- [24] M. Richey and R. Parker. Minimum maximal matching in series-parallel graphs. *European Journal of Operations Research*, 33(1):98–105, 1988.
- [25] R. Schmied and C. Viehman. Approximating edge dominating sets in dense graphs. *Theoretical Computer Science*, 414:92–99, 2012.
- [26] M. Yannakakis and F. Gavril. Edge dominating sets in graphs. *SIAM Journal on Applied Mathematics*, 38:364–372, 1980.
- [27] G. Zwoźniak. Small independent edge dominating sets in graphs of maximum degree three. *SOFSEM 2006: Theory and Practice of Computer Science, Lecture Notes in Computer Science*, 3831, 2006.