

Verifying Pufferfish Privacy in Hidden Markov Models

DEPENG LIU, Institute of Software, Chinese Academy of Sciences and University of Chinese Academy of Sciences

BOW-YAW WANG, Institute of Information Science, Academia Sinica

LIJUN ZHANG, Institute of Software, Chinese Academy of Sciences and University of Chinese Academy of Sciences

Pufferfish is a Bayesian privacy framework for designing and analyzing privacy mechanisms. It refines differential privacy, the current gold standard in data privacy, by allowing explicit prior knowledge in privacy analysis. Through these privacy frameworks, a number of privacy mechanisms have been developed in literature. In practice, privacy mechanisms often need to be modified or adjusted to specific applications. Their privacy risks have to be re-evaluated for different circumstances. Moreover, computing devices only approximate continuous noises through floating-point computation, which is discrete in nature. Privacy proofs can thus be complicated and prone to errors. Such tedious tasks can be burdensome to average data curators. In this paper, we propose an automatic verification technique for Pufferfish privacy. We use hidden Markov models to specify and analyze discretized Pufferfish privacy mechanisms. We show that the Pufferfish verification problem in hidden Markov models is NP-hard. Using Satisfiability Modulo Theories solvers, we propose an algorithm to analyze privacy requirements. We implement our algorithm in a prototypical tool called FAIER, and present several case studies. Surprisingly, our case studies show that naïve discretization of well-established privacy mechanisms often fail, witnessed by counterexamples generated by FAIER. In discretized *Above Threshold*, we show that it results in absolutely no privacy. Finally, we compare our approach with testing based approach on several case studies, and show that our verification technique can be combined with testing based approach for the purpose of (i) efficiently certifying counterexamples and (ii) obtaining a better lower bound for the privacy budget ϵ .

CCS Concepts: • **Security and privacy** → **Formal security models**.

Additional Key Words and Phrases: Pufferfish privacy, Formal verification, Hidden Markov models

1 INTRODUCTION

Privacy has been a hotly debated issue since late nineteenth century [Warren and Brandeis 1890]. With the advent of social media, privacy is perhaps one of the most relevant topics nowadays. Indeed, numerous privacy measures for publishing data have been proposed [Fung et al. 2010; Sweeney 2002]. Whether these measures are taken properly and effectively concerns every individual. Because of its impact on society, the research community has been investigating the problem for many years [Sweeney 2002].

Differential privacy is a framework for designing and analyzing privacy measures [Dwork 2006; Dwork and Roth 2014]. In the framework, data publishing mechanisms are formalized as randomized algorithms. On any input data set, such mechanisms return randomized answers to queries. In the typical setting of differential privacy, data sets cannot be accessed directly. Only output distributions can convey information about entries in data sets. In order to preserve privacy, differential privacy aims to ensure that similar output distributions are yielded on similar input data sets. Differential privacy moreover allows data curators to evaluate privacy and utility quantitatively. The framework has attracted lots of attentions from academia and industry.

Authors' addresses: Depeng Liu, Institute of Software, Chinese Academy of Sciences, Beijing, liudp@ios.ac.cn, University of Chinese Academy of Sciences, Beijing; Bow-Yaw Wang, Institute of Information Science, Academia Sinica, Taiwan, bywang@iis.sinica.edu.tw; Lijun Zhang, Institute of Software, Chinese Academy of Sciences, Beijing, zhanglj@ios.ac.cn, University of Chinese Academy of Sciences, Beijing.

Pufferfish is a more recent privacy framework which refines differential privacy [Kifer and Machanavajjhala 2014]. In differential privacy, there is no explicit correlation among entries in data sets during privacy analysis. The no free lunch theorem in data privacy shows that prior knowledge about data sets is crucial to privacy analysis. The Pufferfish privacy framework hence allows data curators to analyze privacy with prior knowledge about data sets. Under the Bayesian privacy framework, it is shown that differential privacy preserves the same level of privacy if there is no correlation among entries in data sets (Theorem 2 in [Kifer and Machanavajjhala 2014]).

For differential and Pufferfish privacy, data publishing mechanisms are analyzed –often on paper– with sophisticated mathematical tools. The complexity of the problem is high [Gaboardi et al. 2020], and moreover, it is well-known that such proofs are very subtle and error-prone. For instance, several published variations of differentially private mechanisms are shown to violate privacy [Chen and Machanavajjhala 2015; Lyu et al. 2017]. In order to minimize proof errors and misinterpretation, the formal method community has also started to develop techniques for checking differentially private mechanisms, such as verification techniques [Barthe et al. 2013; Gaboardi et al. 2013; Tschantz et al. 2011], and techniques based on testing [Ding et al. 2018].

Reality nevertheless can be more complicated than mathematical proofs. Existing privacy mechanisms hardly fit their data publishing requirements perfectly. These algorithms may be implemented differently when used in practice. Majority of differentially private mechanisms utilize continuous perturbations by applying the Laplace mechanism. Computing devices however only approximate continuous noises through floating-point computation, which is discrete in nature. Care must be taken lest privacy can be lost during such finite approximations [Mironov 2012]. Moreover, adding continuous noises may yield uninterpretable outputs for categorical or discrete numerical data. Discrete noises are hence necessary for such data. A challenging task for data curators is to guarantee that the implementation (discrete in nature) meets the specification (often continuous distributions are used). It is often time consuming – if not impossible, to carry out privacy analysis for each of the modifications. Automated verification and testing techniques are in this case a promising methodology for preserving privacy.

In this work, we take a different approach to solve the problems above. We focus on discretized Pufferfish privacy, and propose a lightweight but automatic technique. We propose a formal model for data publishing mechanisms and reduce Pufferfish privacy into a verification problem for hidden Markov models (HMMs). Through our formalization, data curators can specify and verify their specialized privacy mechanisms without going through tedious mathematical proofs.

More concretely, we formalize discretized Pufferfish privacy mechanisms on HMMs. A data publishing mechanism is the underlying Markov chain associated with the HMM. Attackers’ prior knowledge is then modeled by initial state distributions. Based on our proposal, we give a formal model for the geometric mechanism and analyze it with Pufferfish privacy.

Below we list main contributions of our paper, comparing to closely related works:

- *Discretized Mechanisms as HMMs*: We propose to specify ϵ -Pufferfish privacy with *discretized* mechanisms as HMMs. Informally, the parameter ϵ bounds the distance of outputs generated by input distributions, which arise from certain secrets and prior knowledge on databases. Our modeling formalism is inspired by the work [Liu et al. 2018], where Markov chains are used to model differential privacy with discretized mechanisms. They extend the probabilistic temporal logic to specify constraints for a fixed output sequence as a logical formula. Then, the differential privacy problem reduces to a model checking problem with respect to the logical formulas of all the outputs. Even for fixed length, the formula to verify would be of conjunctions of all output sequences bounded by this length, making the model checking algorithm rather complicated. Besides, we will illustrate in the paper that Markov chains

models often are larger than corresponding HMMs, as each state can only encode one output. Interestingly, HMMs allow us to explain subtleties between differential privacy and Pufferfish privacy concisely. Briefly, differential privacy only inspects neighboring databases while Pufferfish privacy inspects distributions of databases obtained by prior knowledge and secrets. Accordingly, HMMs focus on computing the distribution of observations given some initial distribution, whereas in Markov chains every state is labelled by at most one observation. This strongly favors our formalization as the right abstraction for Pufferfish privacy.

- *Verification Problem:* We show that Pufferfish privacy reduces to a verification problem for HMMs. Using a reduction from the Boolean Satisfiability Problem (SAT), the verification problem proves to be NP-hard. Similar hardness results are shown to hold for loop-free programs for differential privacy [Gaboardi et al. 2020].

On the practical side, nevertheless, using Satisfiability Modulo Theories (SMT) solvers, we design a verification algorithm which automatically verifies privacy properties. The basic idea is to construct an SMT query $\phi_{\mathcal{M}}$ so that a privacy mechanism \mathcal{M} satisfies ϵ -Pufferfish privacy if and only if $\phi_{\mathcal{M}}$ is not satisfiable. The SMT query $\phi_{\mathcal{M}}$ is then sent to an SMT solver or a qualifier elimination tool to check satisfiability. Differential and Pufferfish privacy analysis are hence performed automatically.

- *Experimental Results:* We have implemented our algorithm in a prototypical tool called FAIER (the pufferFish privAcY verIFIER). We consider privacy mechanisms for bounded discrete numerical queries such as counting. For those queries, classical continuous perturbations may give unusable answers or even lose privacy [Mironov 2012]. We hence discretize privacy mechanisms by applying discrete perturbations on such queries. We report case studies derived from discretizing differentially private mechanisms. Our studies show that naïve discretization may induce significant privacy risks. For the *Above Threshold* example, we show that discretization does not have any privacy at all. For this example, our tool generates *counterexamples* for an arbitrary small security budget ϵ .

Another interesting problem for differential privacy is to find the largest lower bound of ϵ , below which the mechanism will not be differentially private. We discuss below, how our verification approach can be combined with testing techniques for this purpose.

- *Verification Algorithm and Testing Combined:* Our tool FAIER returns a counterexample if the checked query/property does not hold. The counterexamples can be directly used to obtain violations of differential and Pufferfish privacy. Another recent work based on testing is presented in [Ding et al. 2018]. We provide a deep investigation of how the two approaches differ and how then can be combined. In details:
 - *Efficiency & Precision:* As expected, testing based approach [Ding et al. 2018] can be more efficient, as it does not need to explore all reaching states. We show cases when testing fails to find counterexamples, thus falsely claiming differential privacy, whereas our tool FAIER can find counterexamples. On the other side, for cases close to the borders, testing may provide spurious counterexamples.
 - *Counterexample Certification:* Based on previous observations, we argue that testing and verification techniques can be effectively combined. We first apply testing to check whether counterexample candidates can be found. For the given counterexample candidate, our tool FAIER can be applied to check validity of the counterexample. If no counterexample is found using testing, FAIER can be used to certify the correctness of the mechanism.
 - *Finding Lower Bounds:* In differential and Pufferfish privacy, it is important to synthesize lower bounds. In [Bichsel et al. 2018], the authors propose a method combining sampling and searching, to find a lower bound ϵ of differential privacy algorithm, which is the largest ϵ that an randomized algorithm is not ϵ -DP. Extending the method to pufferfish

privacy is not trivial: The databases distribution must be fixed in order to sample and test, which does not allow prior knowledge with uncertainty or partial knowledge such as database \bar{d} is chosen with an unknown parameter p . We propose an alternative approach based on HMMs to find a lower bound *for both differential and Pufferfish privacy*. The counterexample certification routine can be used to detect lower bound by combining testing and our verification approaches. Testing can be used first to identify possible interval of the lower bound. Then, we can apply our tool to verify the values in the interval, combined with searching methods such as simple binary search. Using our approach, the obtained lower bound be arbitrarily close to the true lower bound.

Organization of the paper. Preliminaries are given in Section 2. Differential and Pufferfish privacy frameworks are reviewed in Section 3. Section 4 demonstrates subtleties between differential and Pufferfish privacy using the geometric mechanism as the running example. In Section 5, we investigate the complexity of the Pufferfish verification problem and propose a verification algorithm for Pufferfish privacy. Our implementation and evaluation results are given in Section 6 as well as careful examination of classic differential privacy mechanisms. We make comparisons of our tool and the tool in statistical testing techniques in Section 7 and provide insight on effectively combine verification and testing techniques. Related work are described in Section 8 and we conclude this work in Section 9.

2 PRELIMINARIES

A *Markov Chain* $K = (S, p)$ consists of a finite set S of *states* and a *transition distribution* $p : S \times S \rightarrow [0, 1]$ such that $\sum_{t \in S} p(s, t) = 1$ for every $s \in S$. A *Hidden Markov Model* (HMM) $H = (K, \Omega, o)$ is a Markov chain $K = (S, p)$ with a finite set Ω of *observations* and an *observation distribution* $o : S \times \Omega \rightarrow [0, 1]$ such that $\sum_{\omega \in \Omega} o(s, \omega) = 1$ for every $s \in S$. Intuitively, the states of HMMs are not observable. External observers do not know the current state of an HMM. Instead, they have a state distribution (called *information state*) $\pi : S \rightarrow [0, 1]$ with $\sum_{s \in S} \pi(s) = 1$ to represent the likelihood of each state in an HMM.

Let $H = ((S, p), \Omega, o)$ be an HMM and π an initial state distribution. The HMM H can be seen as a (randomized) generator for sequences of observations. The following procedure generates observation sequences of an arbitrary length:

- (1) $t \leftarrow 0$.
- (2) Choose an initial state $s_0 \in S$ by the initial state distribution π .
- (3) Choose an observation ω_t by the observation distribution $o(s_t, \bullet)$.
- (4) Choose a next state s_{t+1} by the transition distribution $p(s_t, \bullet)$.
- (5) $t \leftarrow t + 1$ and go to 3.

Given an observation sequence $\bar{\omega} = \omega_0 \omega_1 \cdots \omega_k$ and a state sequence $\bar{s} = s_0 s_1 \cdots s_k$, it is not hard to compute the probability of observing $\bar{\omega}$ along \bar{s} on an HMM $H = ((S, p), \Omega, o)$ with an initial state distribution π . Precisely,

$$\begin{aligned} \Pr(\bar{\omega}, \bar{s} | H) &= \Pr(\bar{\omega} | \bar{s}, H) \times \Pr(\bar{s}, H) \\ &= [o(s_0, \omega_0) \cdots o(s_k, \omega_k)] \times [\pi(s_0) p(s_0, s_1) \cdots p(s_{k-1}, s_k)] \\ &= \pi(s_0) o(s_0, \omega_0) \cdot p(s_0, s_1) \cdots p(s_{k-1}, s_k) o(s_k, \omega_k). \end{aligned} \quad (1)$$

Since state sequences are not observable, we are interested in the probability $\Pr(\bar{\omega} | H)$ for a given observation sequence $\bar{\omega}$. Using (1), we have $\Pr(\bar{\omega} | H) = \sum_{\bar{s} \in S^{k+1}} \Pr(\bar{\omega}, \bar{s} | H)$. But the summation has $|S|^{k+1}$ terms and is hence inefficient to compute. An efficient algorithm is available to compute the probability $\alpha_t(s)$ for the observation sequence $\omega_0 \omega_1 \cdots \omega_t$ with the state s at time t [Rabiner 1989].

Consider the following definition:

$$\alpha_0(s) = \pi(s)o(s, \omega_0) \quad (2)$$

$$\alpha_{t+1}(s') = \left[\sum_{s \in \mathcal{S}} \alpha_t(s)p(s, s') \right] o(s', \omega_{t+1}). \quad (3)$$

Informally, $\alpha_0(s)$ is the probability that the initial state is s with the observation ω_0 . By induction, $\alpha_t(s)$ is the probability that the t -th state is s with the observation sequence $\omega_0\omega_1 \cdots \omega_t$. The probability of observing $\bar{\omega} = \omega_0\omega_1 \cdots \omega_k$ is therefore the sum of probabilities of observing $\bar{\omega}$ over all states s . Thus $\Pr(\bar{\omega}|H) = \sum_{s \in \mathcal{S}} \alpha_k(s)$.

3 PUFFERFISH PRIVACY FRAMEWORK

Differential privacy is a privacy framework for design and analysis of data publishing mechanisms [Dwork and Roth 2014]. Let \mathcal{X} denote the set of *data entries*. A *data set* of size n is an element in \mathcal{X}^n . Two data sets $\bar{\mathbf{d}}, \bar{\mathbf{d}}' \in \mathcal{X}^n$ are *neighbors* (written $\Delta(\bar{\mathbf{d}}, \bar{\mathbf{d}}') \leq 1$) if $\bar{\mathbf{d}}$ and $\bar{\mathbf{d}}'$ are identical except for at most one data entry. A *data publishing mechanism* (or simply *mechanism*) \mathcal{M} is a randomized algorithm which takes a data set $\bar{\mathbf{d}}$ as inputs. A mechanism satisfies ϵ -differential privacy if its output distributions differ by at most the multiplicative factor e^ϵ on every neighboring data sets.

Definition 3.1. Let $\epsilon \geq 0$. A mechanism \mathcal{M} is ϵ -differentially private if for all $r \in \text{range}(\mathcal{M})$ and data sets $\bar{\mathbf{d}}, \bar{\mathbf{d}}' \in \mathcal{X}^n$ with $\Delta(\bar{\mathbf{d}}, \bar{\mathbf{d}}') \leq 1$, we have

$$\Pr(\mathcal{M}(\bar{\mathbf{d}}) = r) \leq e^\epsilon \Pr(\mathcal{M}(\bar{\mathbf{d}}') = r).$$

Intuitively, ϵ -differential privacy ensures similar output distributions on similar data sets. Limited differential information about each data entry is revealed and individual privacy is hence preserved. Though, differential privacy makes no assumption nor uses any prior knowledge about data sets. For data sets with correlated data entries, differential privacy may reveal too much information about individuals. Consider, for instance, a data set of family members. If a family member has contracted a highly contagious disease, all family are likely to have the same disease. In order to decide whether a specific family member has contracted the disease, it suffices to determine whether *any* member has the disease. It appears that specific information about an individual can be inferred from differential information when data entries are correlated. Differential privacy may be ineffective to preserve privacy in such circumstances [Kifer and Machanavajjhala 2011].

Pufferfish is a Bayesian privacy framework which refines differential privacy. A theorem [Kifer and Machanavajjhala 2014] shows how to define differential privacy equivalently in Pufferfish framework. In Pufferfish privacy, a random variable $\bar{\mathbf{D}}$ represents a data set drawn from a distribution $\theta \in \mathbb{D}$. The set \mathbb{D} of distributions formalizes prior knowledge about data sets, such as whether data entries are independent or correlated. Moreover, a set \mathbb{S} of *secrets* and a set $\mathbb{S}_{\text{pairs}} \subseteq \mathbb{S} \times \mathbb{S}$ of *discriminative secret pairs* formalize the information to be protected. A mechanism \mathcal{M} satisfies ϵ -Pufferfish privacy if its output distributions differ by at most the multiplicative factor e^ϵ when conditioned on all the secret pairs in $\mathbb{S}_{\text{pairs}}$.

Definition 3.2. Let \mathbb{S} be a set of secrets, $\mathbb{S}_{\text{pairs}} \subset \mathbb{S} \times \mathbb{S}$ a set of discriminative secret pairs, \mathbb{D} a set of data set distributions scenarios, and $\epsilon \geq 0$, a mechanism \mathcal{M} is ϵ -Pufferfish private if for all $r \in \text{range}(\mathcal{M})$, $(s_i, s_j) \in \mathbb{S}_{\text{pairs}}$, $\theta \in \mathbb{D}$ with $\Pr(s_i|\theta) \neq 0$ and $\Pr(s_j|\theta) \neq 0$, we have

$$\Pr(\mathcal{M}(\bar{\mathbf{D}}) = r|s_i, \theta) \leq e^\epsilon \Pr(\mathcal{M}(\bar{\mathbf{D}}) = r|s_j, \theta)$$

where $\bar{\mathbf{D}}$ is a random variable with the distribution θ .

In the definition, $\Pr(s_i|\theta) \neq 0$ and $\Pr(s_j|\theta) \neq 0$ ensure the probabilities $\Pr(\mathcal{M}(\bar{\mathbf{D}}) = r|s_i, \theta)$ and $\Pr(\mathcal{M}(\bar{\mathbf{D}}) = r|s_j, \theta)$ are defined. Hence $\Pr(\mathcal{M}(\bar{\mathbf{D}}) = r|s, \theta)$ is the probability of observing r conditioned on the secret s and the data set distribution θ . Informally, ϵ -Pufferfish privacy ensures similar output distributions on discriminative secrets and prior knowledge. Since limited information is revealed from prior knowledge, each pair of discriminative secrets is protected.

4 GEOMETRIC MECHANISM AS HIDDEN MARKOV MODEL

We first recall in Subsection 4.1 the definition of geometric mechanism, a well-known discrete mechanism for differential privacy. In Subsection 4.2, we then recall an example exploiting Markov chains to model geometric mechanisms, followed by our modeling formalism using HMMs in Subsection 4.3.

4.1 Geometric Mechanism

Let us first consider a simple data set with only two data entries. Each entry denotes whether an individual has a certain disease. Given such a data set, we wish to know how many individuals contract the disease in the data set. More generally, a *counting* query returns the number of entries satisfying a given predicate in a data set $\bar{\mathbf{d}} \in \mathcal{X}^n$. The number of individuals contracting the disease in a data set is hence a counting query. Note that the difference of counting query results on neighboring data sets is at most 1.

It is easy to see how counting queries may reveal sensitive information about individuals. For instance, suppose we know John's record is in the data set. We immediately infer that John has contracted the disease if the query answer is 2. In order to protect privacy, several mechanisms are designed to answer counting queries.

Consider a counting query $f : \mathcal{X}^n \rightarrow \{0, 1, \dots, n\}$. Let $\alpha \in (0, 1)$. The α -*geometric mechanism* \mathcal{G}_f for the counting query f on the data set $\bar{\mathbf{d}}$ outputs $f(\bar{\mathbf{d}}) + Y$ on a data set $\bar{\mathbf{d}}$ where Y is a random variable with the geometric distribution [Ghosh et al. 2009, 2012]:

$$\Pr[Y = y] = \frac{1 - \alpha}{1 + \alpha} \alpha^{|y|} \text{ for } y \in \mathbb{Z}$$

For any neighboring data sets $\bar{\mathbf{d}}, \bar{\mathbf{d}}' \in \mathcal{X}^n$, recall that $|f(\bar{\mathbf{d}}) - f(\bar{\mathbf{d}}')| \leq 1$. If $f(\bar{\mathbf{d}}) = f(\bar{\mathbf{d}}')$, the α -geometric mechanism has the same output distribution for f on $\bar{\mathbf{d}}$ and $\bar{\mathbf{d}}'$. If $|f(\bar{\mathbf{d}}) - f(\bar{\mathbf{d}}')| = 1$, by a simple calculation one can conclude that $\Pr(\mathcal{G}_f(\bar{\mathbf{d}}) = r) \leq e^{-\ln \alpha} \Pr(\mathcal{G}_f(\bar{\mathbf{d}}') = r)$ for any neighboring $\bar{\mathbf{d}}, \bar{\mathbf{d}}'$ and $r \in \mathbb{Z}$. The α -geometric mechanism is $-\ln \alpha$ -differentially private for any counting query f . To achieve ϵ -differential privacy using the α -geometric mechanism, one simply chooses $\alpha = e^{-\epsilon}$.

Observe the range of the geometric mechanism is \mathbb{Z} . It may give nonsensical outputs such as negative integers for non-negative queries. The *truncated α -geometric mechanism over $\{0, 1, \dots, n\}$* outputs $f(\bar{\mathbf{d}}) + Z$ where Z is a random variable with the distribution:

$$\Pr[Z = z] = \begin{cases} 0 & \text{if } z < -f(x) \\ \frac{\alpha^{f(x)}}{1 + \alpha} & \text{if } z = -f(x) \\ \frac{1 - \alpha}{1 + \alpha} \alpha^{|z|} & \text{if } -f(x) < z < n - f(x) \\ \frac{\alpha^{n-f(x)}}{1 + \alpha} & \text{if } z = n - f(x) \\ 0 & \text{if } z > n - f(x) \end{cases}$$

Note the range of the truncated α -geometric mechanism is $\{0, 1, \dots, n\}$. The truncated α -geometric mechanism is also $-\ln \alpha$ -differentially private for any counting query f . What's more, the geometric mechanism surprisingly achieves an effect of maximal utility [Ghosh et al. 2009, 2012] for arbitrary

fixed counting query and differential privacy level. We will study several examples of this mechanism to get a better understanding of Pufferfish privacy and how we use models to analyze it.

4.2 Differential Privacy Using Markov Chains

We present a simple example taking from [Liu et al. 2018], slightly adapted to our setting for analyzing different models. To be specific, the Markov chain and the hidden Markov model are analyzed.

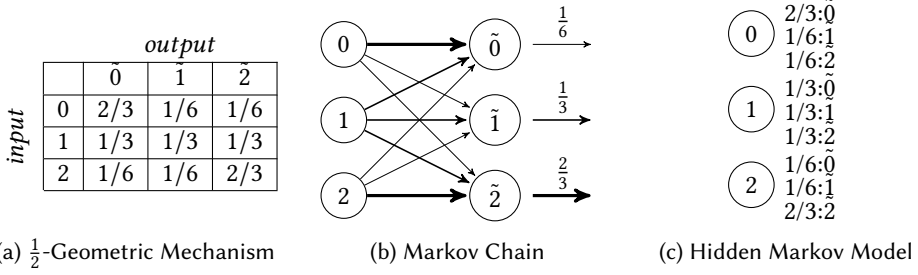


Fig. 1. Truncated $\frac{1}{2}$ -Geometric Mechanism

Example 4.1. To see how differential privacy works, consider the truncated $\frac{1}{2}$ -geometric mechanism (Fig. 1a). In the table, we consider a counting query $f : \mathcal{X}^2 \rightarrow \{0, 1, 2\}$. For any data set $\bar{\mathbf{d}}$, the mechanism outputs j when $f(\bar{\mathbf{d}}) = i$ with probability indicated at the (i, j) -entry in the table. For instance, the mechanism outputs $\tilde{0}$, $\tilde{1}$, and $\tilde{2}$ with probabilities $\frac{2}{3}$, $\frac{1}{6}$, and $\frac{1}{6}$ respectively when $f(\bar{\mathbf{d}}) = 0$.

Let f be the query counting the number of individuals contracting a disease. Consider a data set $\bar{\mathbf{d}}$ whose two members (including John) have contracted the disease. The number of individuals contracting the disease is 2 and hence $f(\bar{\mathbf{d}}) = 2$. From the table in Fig. 1a, we see the mechanism answers $\tilde{0}$, $\tilde{1}$, and $\tilde{2}$ with probabilities $\frac{1}{6}$, $\frac{1}{6}$, and $\frac{2}{3}$ respectively. Suppose we obtain another data set $\bar{\mathbf{d}}'$ by replacing John with an individual who does not contract the disease. The number of individuals contracting the disease for the new data set is 1 and thus $f(\bar{\mathbf{d}}') = 1$. From the same table, we see the mechanism answers $\tilde{0}$, $\tilde{1}$, and $\tilde{2}$ with the probability $\frac{1}{3}$.

The probabilities of observing $\tilde{0}$ on the data sets $\bar{\mathbf{d}}$ and $\bar{\mathbf{d}}'$ are respectively $\frac{1}{6}$ and $\frac{1}{3}$. They differ by the multiplicative factor 2. For other outputs, their observation probabilities are also bounded by the same factor. The truncated $\frac{1}{2}$ -geometric mechanism is hence $\ln(2)$ -differentially private. ■

In order to formally analyze privacy mechanisms, we specify them as probabilistic models. Fig. 1b shows a Markov chain for the truncated $\frac{1}{2}$ -geometric mechanism. We straightly turn inputs and outputs of the table in Fig. 1a into states of the Markov chain and output probabilities into transition probabilities. In the figure, thin arrows denote transitions with probability $\frac{1}{6}$; medium arrows denote transitions with probability $\frac{1}{3}$; thick arrows denote transitions with probability $\frac{2}{3}$. For instance, state 0 can transit to state $\tilde{0}$ with probability $\frac{2}{3}$ while it can transit to the state $\tilde{1}$ with probability $\frac{1}{6}$.

The Markov chain model is quite simple for this case. Though, for a much more complex privacy mechanism with plenty steps of transitions, roles of states of the Markov chain can become hazy: some states for inputs, some states for outputs while the rest are just interval steps without any practical meaning. In a privacy mechanism what people can observe are only the outputs. In next subsection we discuss how to use HMMs, i.e., Markov chains with partial observations, to model the mechanism.

4.3 Pufferfish Privacy Using Hidden Markov Models

Our modeling strategy using HMMs is rather straightforward. We denote the information about data sets as states. Similarly, possible outputs of the mechanism are denoted by states with corresponding observations. The transition distribution then specifies the randomized algorithm for the privacy mechanism on data sets. In simple cases, the privacy mechanism can just be encoded into states without translations. For differential privacy, neighboring data sets are denoted by pairs of initial information states. Privacy analysis can then be performed by comparing observation probabilities from the two initial information states. We illustrate the ideas in examples.

Example 4.2. Fig. 1c gives an HMM for the truncated $\frac{1}{2}$ -geometric mechanism. For any counting query f from \mathcal{X}^2 to $\{0, 1, 2\}$, it suffices to represent each $\bar{\mathbf{d}} \in \mathcal{X}^2$ by $f(\bar{\mathbf{d}})$ because the mechanism only depends on $f(\bar{\mathbf{d}})$. The order of entries, for instance, is irrelevant to the mechanism. We hence have the states 0, 1 and 2 denoting the set $\{f(\bar{\mathbf{d}}) : \bar{\mathbf{d}} \in \mathcal{X}^2\}$ in the figure. Let $\{\tilde{0}, \tilde{1}, \tilde{2}\}$ be the set of observations. We encode output probabilities into observation probabilities at states. At the state 0, for instance, $\tilde{0}, \tilde{1}, \tilde{2}$ can all be observed with probability $\frac{2}{3}, \frac{1}{6}, \frac{1}{6}$ respectively. It is obvious that the number of states are reduced by half and there is no transition in the model.

Fix an order for states, say, 0, 1, 2. An information state can be represented by an element in $[0, 1]^3$. In differential privacy, we would like to analyze probabilities of every observation from neighboring data sets. For counting queries, neighboring data sets can change query results by at most 1. Let $\bar{\mathbf{d}}$ be a data set. Consider the initial information state $\pi = (0, 0, 1)$ corresponding to $f(\bar{\mathbf{d}}) = 2$. For any neighbor $\bar{\mathbf{d}}'$ of $\bar{\mathbf{d}}$, we have $f(\bar{\mathbf{d}}') = 2$ or $f(\bar{\mathbf{d}}') = 1$. It hence suffices to consider corresponding information states π or $\tau = (0, 1, 0)$. Let's compare the probability of obtaining the observation $\omega = \tilde{1}$ from information states π and τ . Starting from π , we have $\alpha_0 = \pi$ and probabilities of $\frac{1}{6}, \frac{1}{3}$ and $\frac{1}{6}$ respectively observing $\tilde{1}$ at each state. So the probability of observing ω is $\frac{1}{6}$. On the other hand, we have $\alpha_0 = \tau$ and the probability of observing ω is $\frac{1}{3}$. Similarly, one can easily check the probabilities of observing $\tilde{0}$ and $\tilde{2}$ on any neighboring data sets and the ratio of one probability over the other one under the same observation will not be more than 2. ■

As we can see from the example, the feature of HMMs allows us to get multiple observations at one single state, which enables us to obtain smaller models.

Differential privacy provides a framework for quantitative privacy analysis. The framework ensures similar output distributions regardless of the information about an arbitrary individual. In other words, if an attacker gets certain prior knowledge about the data sets, chances are that differential privacy will underestimate privacy risks.

Example 4.3. Consider a data set of a highly contagious disease about John and his family member. An attacker wishes to know if John has contracted the disease. Since the data set keeps the contagious disease about two family members, an attacker immediately deduces that the number of individuals contracting the disease can only be 0 or 2. The attacker hence can infer whether John has the disease by counting the number of individuals contracting the disease. If the number is 0, John is free of the disease. If the number is 2, John has the disease. There is no other possibility.

Suppose a data curator tries to protect John's privacy by employing the truncated $\frac{1}{2}$ -geometric mechanism (Fig. 1). If no one has contracted the disease, the mechanism outputs $\tilde{0}, \tilde{1}$, and $\tilde{2}$ with probabilities $\frac{2}{3}, \frac{1}{6}$, and $\frac{1}{6}$ respectively. If the two members have the disease, the probabilities are $\frac{1}{6}, \frac{1}{6}$, and $\frac{2}{3}$. Note that it is $4 = \frac{2/3}{1/6}$ times more likely to observe $\tilde{0}$ when there is no one contracting the disease than there are two. Similarly, it is 4 times more likely to observe $\tilde{2}$ in the other case. That is, the $\frac{1}{2}$ -geometric mechanism is 4 times more likely to output $\tilde{0}$ when John has not contracted the disease, while it is 4 times more likely to output $\tilde{2}$ otherwise. The output distributions are

thus bounded by the multiplicative factor of $4 = e^{\ln(4)}$. Recall that the $\frac{1}{2}$ -geometric mechanism is $\ln(2)$ -differentially private. The multiplicative factor 4 is twice as large as those guaranteed by the $\frac{1}{2}$ -geometric mechanism. With the prior knowledge about the data set and disease, the attacker has significantly more advantages to infer whether John has the disease or not. ■

Note that entries in the data set are correlated in the above example. Replacing a data entry necessarily changes other data entries due to the nature of the data set. Since all data entries are correlated, replacing one data entry does not yield feasible data sets with correlated entries. Consequently, it is questionable to compare output distributions on data sets differing in only one entry, which is examined by differential privacy.

The Pufferfish privacy framework generalizes neighboring data sets by data set distributions in \mathbb{D} . The new framework analyzes privacy mechanisms on data sets drawn from any distribution in \mathbb{D} . When data entries are correlated, one disregards infeasible data sets by removing them from the support of data set distributions. Let us analyze the scenario in the previous example with the Pufferfish privacy framework.

Example 4.4. Recall that data sets contain the information about a highly contagious disease of two family members. For such data sets, either none or two can contract the disease. Other cases are not feasible. Formally, let the set of data entries $\mathcal{X} = \{0, 1\}$. There are four data sets in \mathcal{X}^2 . For any $0 < p < 1$, define the data set distribution $\theta_p : \mathcal{X}^2 \rightarrow [0, 1]$ as follows. $\theta_p(0, 0) = 1 - p$, $\theta_p(1, 1) = p$, and $\theta_p(0, 1) = \theta_p(1, 0) = 0$. Consider the distribution set $\mathbb{D} = \{\theta_p : 0 < p < 1\}$. Note that infeasible data sets are not in the support of θ_p .

Assume John's entry is in the data set. Define the set of secrets $\mathbb{S} = \{c, nc\}$ where c denotes that John has contracted the disease and nc denotes otherwise. Our set of discriminative secret pairs $\mathbb{S}_{\text{pairs}}$ is $\{(c, nc), (nc, c)\}$. That is, we would like to compare probabilities of all outcomes when John has the disease or not.

When John has not contracted the disease, the only possible data set is $(0, 0)$ by the data set distribution θ_p . The probability of observing $\tilde{0}$ therefore is $\frac{2}{3}$ (Fig. 1a). When John has the disease, the data set $(0, 0)$ is not possible under the condition of the secrete and the data set distribution θ_p . The only possible data set is $(1, 1)$. The probability of observing $\tilde{0}$ is $\frac{1}{6}$. Now

$$\frac{2}{3} = \Pr(\mathcal{G}_f(\bar{\mathbb{D}}) = \tilde{0} | nc, \theta_p) \not\leq 2 \times \frac{1}{6} = 2 \times \Pr(\mathcal{G}_f(\bar{\mathbb{D}}) = \tilde{0} | c, \theta_p).$$

We conclude the truncated $\frac{1}{2}$ -geometric mechanism does not conform to $\ln(2)$ -Pufferfish privacy. Instead, it satisfies $\ln(4)$ -Pufferfish privacy. ■

In Pufferfish privacy, prior knowledge about data sets is crucial in privacy analysis. Such knowledge is modeled as data set distributions in the Pufferfish framework. In the example, the data set distribution θ_p specifies that the data sets $(0, 1)$ and $(1, 0)$ are infeasible. It hence ignores neighbors of the data sets $(0, 0)$ and $(1, 1)$. Moreover, the data set distribution demands the comparison of output distributions on the data set $(0, 0)$ and $(1, 1)$ by prior knowledge. The Pufferfish framework hence analyzes privacy with respect to prior knowledge.

With the formal model (Fig. 1c), it is easy to perform privacy analysis in the Pufferfish framework. More precisely, the underlying Markov chain along with observation distribution specify the privacy mechanism on input data sets. Prior knowledge about data sets is nothing but distributions of them. Since data sets are represented by various states, prior knowledge is naturally formalized as initial information states in HMMs. For Pufferfish privacy analysis, we again compare observation probabilities from initial information states conditioned on secret pairs. The standard algorithm for HMMs allows us to perform more refined privacy analysis. It is interesting to observe the striking similarity between the Pufferfish privacy framework and HMMs. In both cases, input data sets are

Table 1. Pufferfish Analysis of $\frac{1}{2}$ -Geometric Mechanism

	$\tilde{0}$	$\tilde{1}$	$\tilde{2}$
without John's record	$\frac{p^2-4p+4}{4-3p}$	$\frac{-2p^2+2p+1}{4-3p}$	$\frac{p^2+2p+1}{6-3p}$
with John's record	$\frac{6}{12-6p}$	$\frac{4-3p}{12-6p}$	$\frac{6}{6-3p}$

unknown but specified by distributions. Information can only be released by observations because inputs and hence computation are hidden from external attackers or observers. Pufferfish privacy analysis with prior knowledge is hence closely related to observation probability analysis from information states. Such similarities can easily be identified in the examples.

Example 4.5. Consider a non-contagious disease. An attacker may know that contracting the disease is an independent event with probability p . Even though the attacker does not know how many individuals have the disease exactly, he infers that the number of individuals contracting the disease is 0, 1, and 2 with probabilities $(1-p)^2$, $2p(1-p)$, and p^2 respectively. The prior knowledge corresponds to the initial information state $\pi = ((1-p)^2, 2p(1-p), p^2)$ in Fig. 1c.

We analyze the truncated $\frac{1}{2}$ -geometric mechanism with the prior knowledge as follows. Assume John has contracted the disease. We would like to compare probabilities of observations $\tilde{0}$, $\tilde{1}$, and $\tilde{2}$ given the prior knowledge and the presence or absence of John's record.

Suppose John's record is not in the data set. Starting from the initial information state π , we have $\alpha_0 = \pi$ and the probability of $(1-p)^2 \times \frac{2}{3} + 2p(1-p) \times \frac{1}{3} + p^2 \times \frac{1}{6}$ observing $\tilde{0}$, which is $\frac{1}{6}p^2 - \frac{2}{3}p + \frac{2}{3}$. Similarly, the probabilities of observing $\tilde{1}$ and $\tilde{2}$ from π are $-\frac{1}{3}p^2 + \frac{1}{3}p + \frac{1}{6}$ and $\frac{1}{6}p^2 + \frac{1}{3}p + \frac{1}{6}$ respectively.

Now suppose John's record is indeed in the data set. Since John has the disease, the number of individuals contracting the disease cannot be 0. By the prior knowledge, consider the initial information state $\tau = (0, \frac{2p(1-p)}{2p(1-p)+p^2}, \frac{p^2}{2p(1-p)+p^2}) = (0, \frac{2-2p}{2-p}, \frac{p}{2-p})$. To obtain the probability of observing $\tilde{0}$ from τ , we compute from $\alpha_0 = \tau$ and then the probability of $\frac{1}{3} \times \frac{2-2p}{2-p} + \frac{1}{6} \times \frac{p}{2-p}$, which is $\frac{4-3p}{12-6p}$. Similarly, the probabilities of observing $\tilde{1}$ and $\tilde{2}$ from τ are $\frac{4-3p}{12-6p}$ and $\frac{2}{6-3p}$ respectively. Table 1 summarizes observation probabilities.

For the observation $\tilde{0}$, it is not hard to check $\frac{1}{2} \times \frac{4-3p}{12-6p} \leq \frac{p^2-4p+4}{6} \leq 2 \times \frac{4-3p}{12-6p}$ for any $0 < p < 1$. Similarly, we have $\frac{1}{2} \times \frac{4-3p}{12-6p} \leq \frac{-2p^2+2p+1}{6} \leq 2 \times \frac{4-3p}{12-6p}$ and $\frac{1}{2} \times \frac{2}{6-3p} \leq \frac{p^2+2p+1}{6} \leq 2 \times \frac{2}{6-3p}$ for observations $\tilde{1}$ and $\tilde{2}$ respectively. Therefore, the truncated $\frac{1}{2}$ -geometric mechanism satisfies $\ln(2)$ -Pufferfish privacy when contracting the disease is *independent*. ■

The above example demonstrates that certain prior knowledge, such as independence of data entries, is indeed not harmful to privacy under the Pufferfish framework. In [Kifer and Machanavajjhala 2014], it is shown that differential privacy is subsumed by Pufferfish privacy (Theorem 6.1). The above example is also an instance of the general theorem but formalized in an HMM.

5 PUFFERFISH PRIVACY VERIFICATION

In this section, we formally define the verification problem for Pufferfish privacy and give the computation complexity results in Section 5.1. Then we propose an algorithm to solve the problem in Section 5.2.

5.1 Complexity of Pufferfish Privacy Problem

We model the general Pufferfish privacy problems into hidden Markov models and the goal is to check whether the privacy is preserved. First, we define the *Pufferfish verification problem*:

Definition 5.1. Given a set of secrets \mathbb{S} , a set of discriminative secret pairs $\mathbb{S}_{\text{pairs}}$, a set of data evolution scenarios \mathbb{D} , $\epsilon > 0$, along with mechanism \mathcal{M} in a hidden Markov model $H = (K, \Omega, o)$, where probability distributions are all discrete. Deciding whether \mathcal{M} satisfies ϵ -Pufferfish ($\mathbb{S}, \mathbb{S}_{\text{pairs}}, \mathbb{D}$) privacy is the *Pufferfish verification problem*.

The HMM can be modeled by ourselves according to the mechanism \mathcal{M} . The modeling intuition is to use states and transitions to model the operations in the mechanism \mathcal{M} , set target initial distribution pairs according to prior knowledge \mathbb{D} and discriminative secrets $\mathbb{S}_{\text{pairs}}$, and set target outputs as observations in states. Then the goal turns into checking whether the probabilities under the same observation sequence are mathematically similar (i.e. differ by at most the multiplicative factor e^ϵ), for every distribution pair and every observation sequence. Therefore, our task is to find the observation sequence and distribution pair that make the observing probabilities differ the most. That is, to satisfy pufferfish privacy, for every observation sequence $\bar{w} = \omega_1\omega_2 \dots$, secret pair $(s_i, s_j) \in \mathbb{S}_{\text{pairs}}$ and $\theta \in \mathbb{D}$, one should have

$$\max_{\bar{w}, (s_i, s_j), \theta} \Pr(\mathcal{M}(\bar{\mathbb{D}}) = \bar{w}|s_i, \theta) - e^\epsilon \Pr(\mathcal{M}(\bar{\mathbb{D}}) = \bar{w}|s_j, \theta) \quad (4)$$

$$\max_{\bar{w}, (s_i, s_j), \theta} \Pr(\mathcal{M}(\bar{\mathbb{D}}) = \bar{w}|s_j, \theta) - e^\epsilon \Pr(\mathcal{M}(\bar{\mathbb{D}}) = \bar{w}|s_i, \theta) \quad (5)$$

no more than 0. However, as the theorem we show below, to solve this problem is NP-hard (The proof is in the Appendix).

THEOREM 5.2. *The Pufferfish verification problem is NP-hard.*

To the best of our knowledge, this is the first complexity result for the Pufferfish verification problem. Note that differential privacy is subsumed by Pufferfish privacy. Recently a new work [Barthe et al. 2020] gives undecidability results for differential privacy algorithms with continuous noise. Instead, we focus on discrete mechanisms in Pufferfish privacy. There also exists a lower computation complexity result if one focuses on differential privacy problems and uses less complicated models such as Markov chains. However in Markov chains, some discretized mechanisms in differential privacy, such as Above Threshold, can't be modeled [Liu et al. 2018].

5.2 Verifying Pufferfish Privacy

Given the complexity lower bound in the previous section, next goal is to develop an algorithm to verify ϵ -Pufferfish privacy on any given HMM. We employ Satisfiability Modulo Theories (SMT) solvers in our algorithm. For all observation sequences of length k , we will construct an SMT query to find a sequence violating ϵ -Pufferfish privacy. If no such sequence can be found, the given HMM satisfies ϵ -Pufferfish privacy for all observation sequences of length k .

Let $H = ((S, p), \Omega, o)$ be an HMM, π, τ two initial state distributions on S , $c \geq 0$ a real number, and k a positive integer. For a fixed observation sequence \bar{w} , computing the probability $\Pr(\bar{w}|\pi, H)$ of observing \bar{w} from π can be done in polynomial time [Rabiner 1989]. It is straightforward to check if $\Pr(\bar{w}|\pi, H) > c \cdot \Pr(\bar{w}|\tau, H)$ for any fixed observation sequence \bar{w} . One simply computes the respective probabilities and then checks the inequality.

Our algorithm exploits the efficient algorithm for computing the probability of observation sequences of HMMs. Rather than a fixed observation sequence, we declare k SMT variables w_0, w_1, \dots, w_{k-1} for observations at each step. The observation at each step is determined by

Algorithm 1 Pufferfish Check

Require: $H = ((S, p), \Omega, o)$: a hidden Markov model; π, τ : state distributions on S ; c : a non-negative real number; k : a positive integer

Ensure: An SMT query q such that q is unsatisfiable iff $\Pr(\bar{w}|\pi, H) \leq c \cdot \Pr(\bar{w}|\tau, H)$ for every observation sequences \bar{w} of length k

- 1: **function** PUFFERFISHCHECK(H, π_0, π_1, c, k)
- 2: **for** $s \in S$ **do**
- 3: $\alpha_0(s) \leftarrow \text{PRODUCT}(\pi(s), \text{SELECT}(w_0, \Omega, o(s, \bullet)))$
- 4: $\beta_0(s) \leftarrow \text{PRODUCT}(\tau(s), \text{SELECT}(w_0, \Omega, o(s, \bullet)))$
- 5: **end for**
- 6: **for** $t \leftarrow 1$ **to** $k - 1$ **do**
- 7: **for** $s' \in S$ **do**
- 8: $\alpha_t(s') \leftarrow \text{PRODUCT}(\text{DOT}(\alpha_{t-1}, p(\bullet, s')),$
 $\text{SELECT}(w_t, \Omega, o(s', \bullet)))$
- 9: $\beta_t(s') \leftarrow \text{PRODUCT}(\text{DOT}(\beta_{t-1}, p(\bullet, s')),$
 $\text{SELECT}(w_t, \Omega, o(s', \bullet)))$
- 10: **end for**
- 11: **end for**
- 12: **return** $\text{GT}(\text{SUM}(\alpha_{k-1}), \text{PRODUCT}(c, \text{SUM}(\beta_{k-1}))) \wedge \bigwedge_{t=0}^{k-1} w_t \in \Omega$
- 13: **end function**

one of the k variables. Let $\Omega = \{\omega_1, \omega_2, \dots, \omega_m\}$ be the set of observations. We define the SMT expression $\text{SELECT}(w, \{\omega_1, \omega_2, \dots, \omega_m\}, o(s, \bullet))$ equal to $o(s, \omega)$ when the SMT variable w is $\omega \in \Omega$. It is straightforward to formulate by the SMT ite (if-then-else) expression:

$$\text{ite}(w = \omega_1, o(s, \omega_1), \text{ite}(w = \omega_2, o(s, \omega_2), \dots, \\ \text{ite}(w = \omega_m, o(s, \omega_m), w) \dots))$$

Using $\text{SELECT}(w, \{\omega_1, \omega_2, \dots, \omega_m\}, o(s, \bullet))$, we construct an SMT expression to compute $\Pr(\bar{w}|\pi, H)$ where \bar{w} is a sequence of SMT variables ranging over the observations Ω (Algorithm 1). Recall the equations (2) and (3). We simply replace the expression $o(s, \omega)$ with the new one $\text{SELECT}(w, \{\omega_1, \omega_2, \dots, \omega_m\}, o(s, \bullet))$ to leave the observation determined by the SMT variable w . In the algorithm, we also use auxiliary functions. $\text{PRODUCT}(smtExp_0, \dots, smtExp_m)$ returns the SMT expression denoting the product of $smtExp_0, \dots, smtExp_m$. Similarly, $\text{SUM}(smtExp_0, \dots, smtExp_m)$ returns the SMT expression for the sum of $smtExp_0, \dots, smtExp_m$. $\text{GT}(smtExp_0, smtExp_1)$ returns the SMT expression for $smtExp_0$ greater than $smtExp_1$. Finally, $\text{DOT}([a_0, a_1, \dots, a_n], [b_0, b_1, \dots, b_n])$ returns the SMT expression for the inner product of the two lists of SMT expressions, namely,

$$\text{SUM}(\text{PRODUCT}(a_0, b_0), \dots, \text{PRODUCT}(a_n, b_n)).$$

Algorithm 1 is summarized in the following theorem.

THEOREM 5.3. *Let $H = ((S, p), \Omega, o)$ be a hidden Markov model, π, τ state distributions on S , $c > 0$ a real number, and $k > 0$ an integer. Algorithm 1 returns an SMT query such that the query is unsatisfiable iff $\Pr(\bar{w}|\pi, H) \leq c \cdot \Pr(\bar{w}|\tau, H)$ for every observation sequences \bar{w} of length k .*

In practice, the setting of integer k is related to the model, depending on the length of observation sequence we want to make sure to satisfy Pufferfish privacy. For instance, in the model of Fig. 1c, the maximal length of observation sequence is 1 and thus $k = 1$. If there exist loops in models such as Fig. 3, which implies loops in the mechanisms, k should keep increasing (and stop before a set

value) in order to represent outputs of different length and Algorithm 1 should be applied on each k at the same time. We supply more details of our implementation in the following section.

6 PUFFERFISH PRIVACY VERIFIER: FAIER

We implement our verification tool and present experimental results in Subsection 6.1. For the well-known differential privacy mechanisms Noisy Max and Above Threshold, we provide modeling details in HMMs and verify the privacy wrt. several classical Pufferfish privacy scenarios in Subsection 6.2 and 6.3, accordingly.

6.1 Evaluation for FAIER

We implement our verification algorithm (Algorithm 1) into the tool FAIER, which is the pufferFish privacy verifier. It is implemented both in **C++** and **Python** environment and we performed all experiments on a Intel® Core i7-8750H @ 2.20GHz CPU machine with 4 GB memory and 8 cores in the virtual machine. All the examples in this paper have been verified by FAIER.

The inputs for our tool include an HMM H of the mechanism to be verified, distributions pair (π, τ) on states in H for the databases distribution, and a non-negative real number c indicating the privacy budget. Note that distributions can be represented as SMT formulae, so that people can find out whether there exist π and τ under certain constraints which violate privacy conditions. There's also an input k in Algorithm 1 which specifies the length of observation sequence to compare.

Table 2. Experiment results: ✓ indicates the property holds, and ✗ not.

Mechanism	Privacy scenario	Result	
		Query answer	Counterexample
Truncated $\frac{1}{2}$ -geometric Mechanism	$\ln(2)$ -differential privacy (Ex. 4.2)	✓	
	$\ln(2)$ -pufferfish privacy (Ex. 4.3)	✗	$\tilde{2}$
	$\ln(2)$ -pufferfish privacy (Ex. 4.4)	✗	$\tilde{0}$
	$\ln(2)$ -pufferfish privacy (Ex. 4.5)	✓	
Naive Discrete Noisy Max (Algorithm 2)	$\ln(2)$ -differential privacy (Ex. 6.1)	✗	$\perp, \tilde{0}$
Improved Discrete Noisy Max (Algorithm 3)	$\ln(2)$ -pufferfish privacy (Ex. 6.2)	✓	
	$\ln(2)$ -pufferfish privacy (Ex. 6.3)	✗	$\perp, \tilde{3}; p_A = p_B = p_C = \frac{1}{2}$
Above Threshold Algorithm (Algorithm 4)	$4 \ln(2)$ -differential privacy	✗	$\perp, 01, \perp, 12, \perp, 12, \perp, 12, \perp, 21, \top$

We summarize the experiment results in this paper for pufferfish privacy, as well as differential privacy in Table 2. We have three differential privacy scenarios, and five pufferfish privacy scenarios. FAIER has the following outputs:

- *Counterexample*: If the privacy condition does not hold (marked by ✗), FAIER will return a witnessing observation sequence, i.e. the *counterexample*, leading to the violation.

- *Parameter Synthesis*: If there exist unknown parameters in the model, such as one infected with some disease of probability p , a value will be synthesized for the corresponding counterexample. See Ex. 6.3 where counterexample is found when p_A, p_B, p_C are instantiated to $\frac{1}{2}$; Or, no value can be found if the privacy is always preserved. See Ex. 6.2.
- ✓ is returned if the privacy is preserved.

Note if there exists a loop in the model, the bound k should continue to increase. The bound is set at a maximum of 11 for the mechanisms in the paper. It may happen that FAIER does not terminate since some nonlinear constraints are too complex for the SMT solver Z3 [de Moura and Bjørner 2008], such as Ex. 6.2. We set a timeout value of 20 minutes and if the constraints can't be solved, we encode them into a more powerful tool REDLOG for nonlinear constraints [Dolzmann and Sturm 1997] and solve the problem.

Among the mechanisms in Table 2, Algorithm 2,3,4 need our further investigation. We examine these algorithms carefully in the following subsections.

6.2 Noisy Max

Noisy Max (or Report Noisy Max [Dwork and Roth 2014]) is a simple yet useful data publishing mechanism in differential privacy [Ding et al. 2018; Dwork and Roth 2014]. Consider n queries of the same range, say, the number of patients for n different diseases in a hospital. We are interested in knowing which of the n diseases has the maximal number of patients in the hospital. A simple privacy-respecting way to release the information is to add independent noises to every query result and then return the index of the maximal noisy results.

6.2.1 Naive Discrete Noisy Max in Differential Privacy. In [Dwork and Roth 2014], Noisy Max algorithm adds continuous Laplacian noises to each query result and returns the index of the maximal noisy query result. The continuous Noisy Max algorithm is proved to effectively protect privacy for neighboring data sets [Ding et al. 2018]. Continuous noises however are replaced by discrete noises using floating-point numbers in practice. Technically, the distribution of discrete floating-point noises is different. The proof for continuous Noisy Max algorithm does not immediately apply. Indeed, care must be taken to avoid privacy breach [Mironov 2012].

Algorithm 2 Naive Discrete Noisy Max

Require: $0 \leq v_1, v_2, \dots, v_n \leq 2$

Ensure: The maximal v_r among v_1, v_2, \dots, v_n

```

1: function NOISYMAX( $v_1, v_2, \dots, v_n$ )
2:    $M, r \leftarrow -1, 0$ 
3:   for each  $v_i$  do
4:     match  $v_i$  with
5:       case 0:  $\tilde{v}_i \leftarrow 0, 1, 2$  with probability  $\frac{2}{3}, \frac{1}{6}, \frac{1}{6}$ 
6:       case 1:  $\tilde{v}_i \leftarrow 0, 1, 2$  with probability  $\frac{1}{3}, \frac{1}{3}, \frac{1}{3}$ 
7:       case 2:  $\tilde{v}_i \leftarrow 0, 1, 2$  with probability  $\frac{1}{6}, \frac{1}{6}, \frac{2}{3}$ 
8:     if  $M < \tilde{v}_i$  then
9:        $M, r \leftarrow \tilde{v}_i, i$ 
10:    end if
11:  end for
12:  return  $r$ 
13: end function

```

▷ apply $\frac{1}{2}$ -geometric mechanism

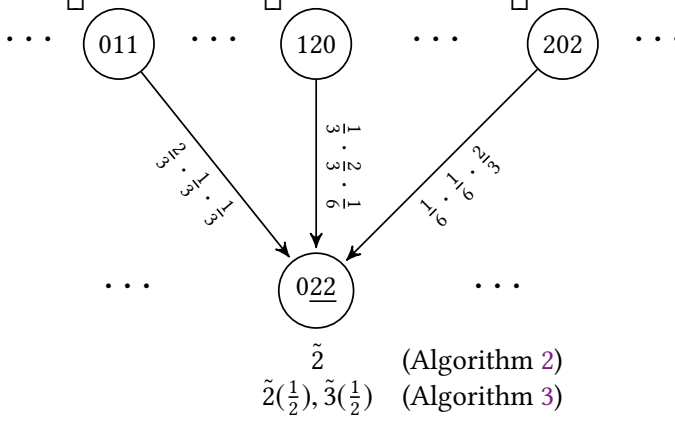


Fig. 2. Hidden Markov Model for Noisy Max

We modify the standard algorithm by adding discrete noises to discrete query results (Algorithm 2). In the algorithm, the variables M and r contain the maximal noisy result and its index respectively. We apply the truncated $\frac{1}{2}$ -geometric mechanism to each query with the discrete range $\{0, 1, 2\}$. For each query result v_i , the algorithm first computes a noisy result \tilde{v}_i for v_i using the geometric mechanism. The noisy result \tilde{v}_i is then compared with the maximal noisy result M . If M is less than the current noisy result, the maximal noisy result and index are updated. The discrete Noisy Max algorithm (Algorithm 2) adds discrete noises to discrete queries. We formally analyze it in the following example.

Example 6.1. Fig. 2 gives an HMM for the discrete Noisy Max algorithm with $n = 3$ queries. Each top state models query results v_1, v_2 and v_3 . For instance, the node labeled 011 represents $(v_1, v_2, v_3) = (0, 1, 1)$. The noisy query results are the labels of nodes at the bottom. Hence the node labeled 022 represents the noisy query result $(\tilde{v}_1, \tilde{v}_2, \tilde{v}_3) = (0, 2, 2)$. The underlined query results denote the maximal noisy value. Arrows again denote probabilistic transitions. Hence the probability of moving to $(\tilde{v}_1, \tilde{v}_2, \tilde{v}_3) = (0, 2, 2)$ from $(v_1, v_2, v_3) = (0, 1, 1)$ is $\frac{2}{3} \cdot \frac{1}{3} \cdot \frac{1}{3}$ by the truncated $\frac{1}{2}$ -geometric mechanism. $\{\sqcup, \tilde{1}, \tilde{2}, \tilde{3}\}$ is the set of observations. All top nodes only observe \sqcup with probability 1. In the figure, the noisy query results 2 and 3 are maximal at the node labeled 022. By Algorithm 2, the index of the first maximal noisy query result is return. Hence $\tilde{2}$ is observed.

At the first glance, the naïve discretization does not appear harmful. Interestingly, our tool shows that the naïve discretization is not $\ln(2)$ -differentially private, with a ratio of probabilities observing the counterexample $\sqcup\tilde{0}$ larger than 2 on a pair of neighboring states. ■

It is not hard to see why the naïve discretized algorithm does not work in hindsight. When there are multiple noisy query results with the maximal value, Algorithm 2 always returns the first index. For continuous noises, the probability of having multiple noisy query results with the same value is 0. The continuous Noisy Max algorithm hence returns the index of the maximal noisy query result without privacy risks. For discrete noises, several noisy query results can have the same value. Disregarding the possibility can induce significant privacy risks. One cannot be too careful to discretize privacy mechanisms.

6.2.2 Improved Discrete Noisy Max in Differential Privacy. A simple way to address the privacy breach in the naïve discretized Noisy Max algorithm is to return indices of noisy query results with

the maximal value uniformly. This can be done by introducing a counter c to record the number of indices with the maximal noisy value. If the current noisy query result is greater than the maximal noisy value, the index r is updated with probability $\frac{1}{c}$ after the counter c is incremented. Algorithm 3 explicitly returns indices of queries with the maximal noisy value of an equal probability.

Algorithm 3 Improved Discrete Noisy Max

Require: $0 \leq v_1, v_2, \dots, v_n \leq 2$

Ensure: The index r with the maximal v_r among v_1, v_2, \dots, v_n

```

1: function DISCRETENOISYMAX( $v_1, v_2, \dots, v_n$ )
2:    $M, r, c \leftarrow -1, 0, 0$ 
3:   for each  $v_i$  do
4:     match  $v_i$  with ▷ apply  $\frac{1}{2}$ -geometric mechanism
5:       case 0:  $\tilde{v}_i \leftarrow 0, 1, 2$  with probability  $\frac{2}{3}, \frac{1}{6}, \frac{1}{6}$ 
6:       case 1:  $\tilde{v}_i \leftarrow 0, 1, 2$  with probability  $\frac{1}{3}, \frac{1}{3}, \frac{1}{3}$ 
7:       case 2:  $\tilde{v}_i \leftarrow 0, 1, 2$  with probability  $\frac{1}{6}, \frac{1}{6}, \frac{2}{3}$ 
8:       if  $M = \tilde{v}_i$  then
9:          $c \leftarrow c + 1$ 
10:         $r \leftarrow i$  with probability  $\frac{1}{c}$ 
11:       end if
12:       if  $M < \tilde{v}_i$  then
13:          $M, r, c \leftarrow \tilde{v}_i, i, 1$ 
14:       end if
15:     end for
16:   return  $r$ 
17: end function

```

The HMM for Algorithm 3 is almost identical to the model for Algorithm 2 except for the observation distributions of the bottom nodes. For each bottom node, the noisy index $\tilde{1}$, $\tilde{2}$ or $\tilde{3}$ is observed depending on the number of noisy query results with the maximal value. For instance, $\tilde{2}$ or $\tilde{3}$ is observed at the node labeled 022 with probability $\frac{1}{2}$ in Fig. 2.

Using our tool, Algorithm 3 still doesn't satisfy $\ln(2)$ -differentially private. However, we test a few values of ϵ , to find out that the differential privacy budget ϵ for Algorithm 3 is 1.3, smaller than that for Algorithm 2, which is 2.1. We can say Algorithm 3 is an improvement of Algorithm 2, but still with a privacy budget larger than $\ln(2)$. Thus it is not sufficient to replace continuous noises with discrete noises. Additional steps are required to preserve privacy and the privacy guarantee should be examined carefully. An inexperienced mechanism designer may naively discretize the standard Noisy Max algorithm and put privacy at risk. Next we analyze Algorithm 3 under the Pufferfish framework.

6.2.3 Improved Discrete Noisy Max in Pufferfish Privacy.

Example 6.2. Consider three counting queries f_A, f_B , and f_C for the number of individuals contracting the diseases A, B , and C respectively in the data set \mathcal{X}^2 with $\mathcal{X} = \{(0, 0, 0), (0, 0, 1), \dots, (1, 1, 1)\}$. An element $(a, b, c) \in \mathcal{X}$ denotes whether the data entry contracts the diseases A, B , and C respectively. Assume that the contraction of each disease is independent among individuals and the probabilities of contracting the diseases A, B , and C are p_A, p_B , and p_C respectively. The prior knowledge induces an information state for the model in Fig. 2. For example, the state 120 has the probability $2p_A(1 - p_A) \cdot p_B^2 \cdot (1 - p_C)^2$.

Suppose John is in the data set and whether John contracts the disease A is a secret. We would like to check if the discrete Noisy Max algorithm can protect the secret using the Pufferfish privacy framework. Let us compute the initial information state π given that John has not contracted disease A . For instance, the initial probability of the state 120 is $\frac{2p_A(1-p_A)}{(1-p_A)^2+2p_A(1-p_A)} \cdot p_B^2 \cdot (1-p_C)^2$. The initial information state π is obtained by computing the probabilities of each of the 3^3 top states. Given that John has the disease A , the initial information state τ is computed similarly. In this case, the initial probability of the state 120 becomes $\frac{2p_A(1-p_A)}{2p_A(1-p_A)+p_A^2} \cdot p_B^2 \cdot (1-p_C)^2$. Probabilities of the 3^3 top states form the initial information state τ . From the initial information state π and τ , we compute the probabilities of observing $\sqcup\hat{1}$, $\sqcup\hat{2}$, and $\sqcup\hat{3}$ in the formal model (Fig. 2). The formulae for observation probabilities are easy to compute. However, the SMT solver Z3 cannot solve the non-linear formulae generated by our algorithm. In order to establish Pufferfish privacy automatically, we submit the non-linear formulae to the constraint solver REDLOG. This time, the solver successfully proves the HMM satisfying $\ln(2)$ -Pufferfish privacy. ■

Algorithm 3 is $\ln(2)$ -Pufferfish private when the contraction of diseases is independent for data entries. Our next step is to analyze the privacy mechanism model when the contraction of the disease A is correlated among data entries.

Example 6.3. Assume that the data set consists of two family members, including John, and the disease A is highly contagious. Suppose John has not contracted the disease A . We compute the initial information state π using p_A , p_B , and p_C with the prior knowledge. For instance, the initial probabilities for states 011 and 202 are $(1-p_A) \cdot 2p_B(1-p_B) \cdot 2p_C(1-p_C)$ and 0 respectively. Similarly, we obtain the initial information state τ given that John has the disease. The initial probabilities for 011 and 202 are 0 and $p_A \cdot (1-p_B)^2 \cdot p_C^2$ respectively. Our tool finds the discrete Noisy Max algorithm is no longer $\ln(2)$ -Pufferfish private when $p_A = p_B = p_C = \frac{1}{2}$. ■

Designing privacy protection mechanisms can be tricky. Provably correct mechanisms can leak private information by seemingly harmless modification. Ideally, privacy guarantees of modified mechanisms need be re-established. Detailed proofs for privacy analysis sometimes are missing or overlooked in practice. Our verification tool can reveal ill-designed privacy protection mechanisms easily. In Algorithm 3, we have considered multiple queries with the same maximal noisy value. If more than one query have the same maximal noisy value, one of their indices is reported uniformly randomly. A naïve adoption of the standard Noisy Max algorithm only simply returns an index deterministically. It would not have the same privacy guarantee.

6.3 Above Threshold

Above threshold is a classical differentially private mechanism for releasing numerical information [Dwork and Roth 2014]. Consider a data set and an infinite sequence of counting queries f_1, f_2, \dots . We would like to know the index of the first counting query whose result is above a given threshold. In order to protect privacy, the classical algorithm adds continuous noises on the threshold and each query results. If the noisy query result is less than the noisy threshold, the algorithm reports \perp and continues to the next counting query. Otherwise, the algorithm reports \top and stops.

6.3.1 Algorithm and Model. We consider counting queries with range $\{0, 1, 2\}$ and apply the truncated geometric mechanism for discrete noises. The discretized above threshold algorithm is shown in Algorithm 4. The algorithm first obtains the noisy threshold \tilde{t} using the truncated $\frac{1}{4}$ -geometric mechanism. For each query result r_i , it computes a noisy result \tilde{r}_i by applying the

Algorithm 4 Input: private database $\bar{\mathbf{d}}$, counting queries $f_i : \bar{\mathbf{d}} \rightarrow \{0, 1, 2\}$, threshold $t \in \{0, 1, 2\}$; Output: a_1, a_2, \dots

```

1: procedure ABOVE_THRESHOLD( $\bar{\mathbf{d}}, \{f_1, f_2, \dots\}, t$ )
2:   match  $t$  with ▷ apply  $\frac{1}{4}$ -geometric mechanism
3:     case 0:  $\tilde{t} \leftarrow 0, 1, 2$  with probability  $\frac{4}{5}, \frac{3}{20}, \frac{1}{20}$ 
4:     case 1:  $\tilde{t} \leftarrow 0, 1, 2$  with probability  $\frac{1}{5}, \frac{3}{5}, \frac{1}{5}$ 
5:     case 2:  $\tilde{t} \leftarrow 0, 1, 2$  with probability  $\frac{1}{20}, \frac{3}{20}, \frac{4}{5}$ 
6:   for each query  $f_i$  do
7:      $r_i \leftarrow f_i(\bar{\mathbf{d}})$ 
8:     match  $r_i$  with ▷ apply  $\frac{1}{2}$ -geometric mechanism
9:       case 0:  $\tilde{r}_i \leftarrow 0, 1, 2$  with probability  $\frac{2}{3}, \frac{1}{6}, \frac{1}{6}$ 
10:      case 1:  $\tilde{r}_i \leftarrow 0, 1, 2$  with probability  $\frac{1}{3}, \frac{1}{3}, \frac{1}{3}$ 
11:      case 2:  $\tilde{r}_i \leftarrow 0, 1, 2$  with probability  $\frac{1}{6}, \frac{1}{6}, \frac{2}{3}$ 
12:      if  $\tilde{r}_i \geq \tilde{t}$  then halt with  $a_i = \top$  else  $a_i = \perp$ 
13:    end for
14: end procedure

```

truncated $\frac{1}{2}$ -geometric mechanism. If $\tilde{r}_i < \tilde{t}$, the algorithm outputs \perp and continues. Otherwise, it halts with the output \top .

To ensure ϵ -differential privacy, the classical algorithm applies the $\frac{2}{\epsilon}$ - and $\frac{4}{\epsilon}$ -Laplace mechanism to the threshold and each query result respectively. The continuous noisy threshold and query results are hence $\frac{\epsilon}{2}$ - and $\frac{\epsilon}{4}$ -differentially private. In Algorithm 4, the discrete noisy threshold and query results are $2 \ln(2)$ - and $\ln(2)$ -differentially private. If the classical proof still applies, we expect the discrete above threshold algorithm is $4 \ln(2)$ -differentially private for $\frac{\epsilon}{2} = 2 \ln(2)$.

Fig. 3 gives an HMM for Algorithm 4. In the model, the state $t_i r_j$ represents the input threshold $t = i$ and the first query result $r = f_1(\bar{\mathbf{d}}) = j$ for an input data set $\bar{\mathbf{d}}$. From the state $t_i r_j$, we apply the truncated $\frac{1}{4}$ -geometric mechanism. The state $\tilde{t}_i r_j$ hence means the noisy threshold $\tilde{t} = i$ with the query result $r = j$. For instance, the state $t_0 r_1$ transits to $\tilde{t}_1 r_1$ with probability $\frac{3}{20}$. After the noisy threshold is obtained, we compute a noisy query result by the truncated $\frac{1}{2}$ -geometric mechanism. The state $\tilde{t}_i \tilde{r}_j$ represents the noisy threshold $\tilde{t} = i$ and the noisy query result $\tilde{r} = j$. In the figure, we see that the state $\tilde{t}_1 r_0$ moves to $\tilde{t}_1 \tilde{r}_0$ with probability $\frac{2}{3}$. At the state $\tilde{t}_i \tilde{r}_j$, \top is observed if $j \geq i$; otherwise, \perp is observed. From the state $\tilde{t}_i \tilde{r}_j$, the model transits to the states $\tilde{t}_i r_0, \tilde{t}_i r_1, \tilde{t}_i r_2$ with uniform distribution. This simulates the next query result in Algorithm 4. The model then continues to process the next query.

The bottom half of Fig. 3 is another copy of the model. All states in the second copy are underlined. For instance, the state $\underline{\tilde{t}_2 r_0}$ represents the noisy threshold is 2 and the query result is 0. Given an observation sequence, the two copies are used to simulate the mechanism conditioned on the prior knowledge with the two secrets in a secret pair. For the figure, we define the observation set $\Omega = \{\sqcup, \perp, \top, 00, 01, 10, 11, 12, 21, 22, \spadesuit, \heartsuit, \diamond, \clubsuit\}$. At the initial states $t_i r_j$ and $\underline{t}_i r_j$, only \sqcup can be observed. When the noisy threshold is greater than the noisy query result ($\tilde{t}_i \tilde{r}_j$ and $\underline{\tilde{t}_i \tilde{r}_j}$ with $i > j$), \perp is observed. On the other hand, \top is observed at states $\tilde{t}_i \tilde{r}_j$ and $\underline{\tilde{t}_i \tilde{r}_j}$ with $i \leq j$. Other observations are used to “synchronize” query results in the two copies explained below.

Recall that the states $\tilde{t}_i r_j$ represent the current query result is j for the top copy. For counting queries on neighboring data sets, the query result in the bottom copy can differ from j by at most 1.

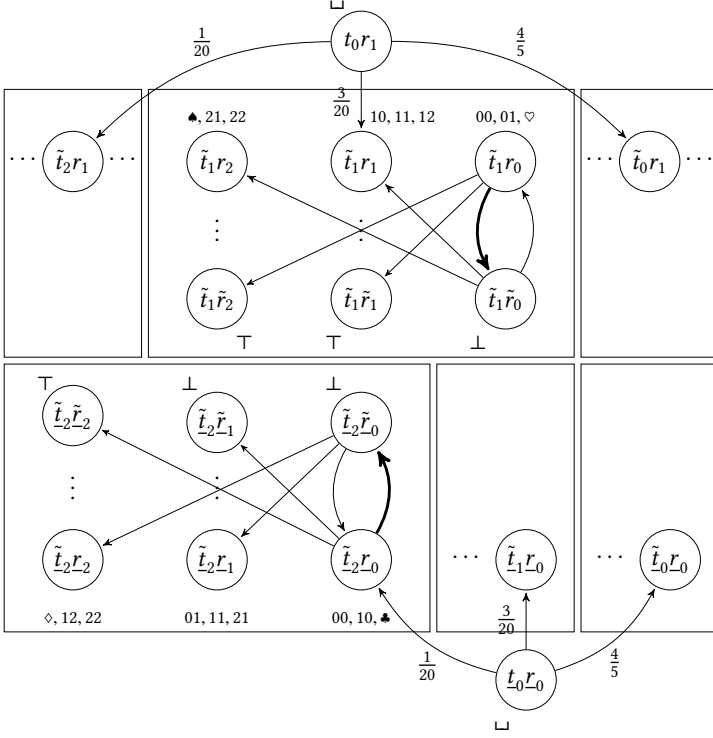


Fig. 3. Hidden Markov Model for Above Threshold

That is, when the top copy is at the state $\tilde{t}_i r_j$, the bottom copy can only be at the states $\tilde{t}_k r_l$ with $|j - l| \leq 1$. Particularly, the top state $\tilde{t}_1 r_2$ forbids the bottom state $\tilde{t}_1 r_0$. We use the observation j_l to denote the top query result is j at $\tilde{t}_i r_j$ and the bottom query result is l at $\tilde{t}_k r_l$. For instance, 01 is observed at the states $\tilde{t}_1 r_0$ and $\tilde{t}_2 r_1$. The four unique symbols $\clubsuit, \heartsuit, \diamond, \spadesuit$ make the sum of observation probabilities equal to 1 in related states. Besides, \clubsuit, \heartsuit only show in the top half and \diamond, \spadesuit only show in the bottom half to ensure that no common observations involving these symbols can be obtained from these two halves. For any observation sequence $j_1 l_1 j_2 l_2 \dots j_w l_w$, the top copy simulates the above threshold mechanism with query results j_1, j_2, \dots, j_w and the bottom copy simulates the mechanism with query results l_1, l_2, \dots, l_w such that $|j_n - l_n| \leq 1$ for all $1 \leq n \leq w$. Note that 02 and 20 are not observations since the difference of results for a same query on neighboring data sets can't be more than 1. The modeling process is further explained in the Appendix. Note that if we use a Markov chain to model this algorithm, the number of states will immediately explode from $6n$ to $10n$, where n is the number of states in a row in Fig. 3, due to the multiple observations in one state and the transition probabilities follow to change and explode in numbers accordingly.

6.3.2 Differential Privacy Analysis. We can now perform differential privacy analysis using the HMM in Fig. 3. By construction, each observation corresponds to a sequence of queries on neighboring data sets and their results. If the proof of continuous above threshold mechanism could carry over to our discretized mechanism, we would expect differences of observation probabilities from neighboring data sets to be bounded by the multiplicative factor of $e^{4 \ln(2)} = 16$. Surprisingly, our tool always reports larger differences when the number of queries increases. After generalizing

finite observations found by an SMT solver, we obtain an observation sequence of an arbitrary length described below.

Fix $n > 0$. Consider a data set $\bar{\mathbf{d}}$ such that $f_i(\bar{\mathbf{d}}) = 1$ for $1 \leq i \leq n$ and $f_{n+1}(\bar{\mathbf{d}}) = 2$. A neighbor $\bar{\mathbf{d}}'$ of $\bar{\mathbf{d}}$ may have $f_i(\bar{\mathbf{d}}') = 2$ for $1 \leq i \leq n$ and $f_{n+1}(\bar{\mathbf{d}}') = 1$. Note that $|f_i(\bar{\mathbf{d}}) - f_i(\bar{\mathbf{d}}')| \leq 1$ for $1 \leq i \leq n+1$. f_i 's are counting queries. Suppose the threshold $t = 2$. Let us compute the probabilities of observing $\perp^n \top$ on $\bar{\mathbf{d}}$ and $\bar{\mathbf{d}}'$.

If $\tilde{t} = 0$, $\tilde{f}_1 \geq \tilde{t}$. The algorithm reports \top and stops. We cannot observe $\perp^n \top$: recall the assumption that $n > 0$. It suffices to consider $\tilde{t} = 1$ or 2 . When $\tilde{t} = 1$, $\tilde{f}_i(\bar{\mathbf{d}}) = 0$ for $1 \leq i \leq n$ and $\tilde{f}_{n+1}(\bar{\mathbf{d}}) \geq 1$. Recall $f_i(\bar{\mathbf{d}}) = 1$ for $1 \leq i \leq n$ and $f_{n+1}(\bar{\mathbf{d}}) = 2$. The probability of observing $\perp^n \top$ is $(\frac{1}{3})^n \cdot \frac{5}{6}$. When $\tilde{t} = 2$, $\tilde{f}_1(\bar{\mathbf{d}}) \leq 1$ for $1 \leq i \leq n$ and $\tilde{f}_{n+1}(\bar{\mathbf{d}}) = 2$. The probability of observing $\perp^n \top$ is thus $(\frac{2}{3})^n \cdot \frac{2}{3}$. In summary, the probability of observing $\perp^n \top$ with $\bar{\mathbf{d}}$ when $t = 2$ is $\frac{3}{20} \cdot (\frac{1}{3})^n \cdot \frac{5}{6} + \frac{4}{5} \cdot (\frac{2}{3})^n \cdot \frac{2}{3}$. The case for $\bar{\mathbf{d}}'$ is similar. When $\tilde{t} = 1$, the probability of observing $\perp^n \top$ is $(\frac{1}{6})^n \cdot \frac{2}{3}$. When $\tilde{t} = 2$, the probability of observing the same sequence is $(\frac{1}{3})^n \cdot \frac{1}{3}$. Hence the probability of observing $\perp^n \top$ with $\bar{\mathbf{d}}'$ when $t = 2$ is $\frac{3}{20} \cdot (\frac{1}{6})^n \cdot \frac{2}{3} + \frac{4}{5} \cdot (\frac{1}{3})^n \cdot \frac{1}{3}$.

Now,

$$\begin{aligned} \frac{\Pr(\omega = \perp^n \top | \bar{\mathbf{d}}, t = 2)}{\Pr(\omega = \perp^n \top | \bar{\mathbf{d}}', t = 2)} &= \frac{\frac{3}{20} \cdot (\frac{1}{3})^n \cdot \frac{5}{6} + \frac{4}{5} \cdot (\frac{2}{3})^n \cdot \frac{2}{3}}{\frac{3}{20} \cdot (\frac{1}{6})^n \cdot \frac{2}{3} + \frac{4}{5} \cdot (\frac{1}{3})^n \cdot \frac{1}{3}} \\ &> \frac{\frac{4}{5} \cdot (\frac{2}{3})^n \cdot \frac{2}{3}}{\frac{3}{20} \cdot (\frac{1}{3})^n \cdot \frac{2}{3} + \frac{4}{5} \cdot (\frac{1}{3})^n \cdot \frac{1}{3}} = \frac{\frac{8}{15} (\frac{2}{3})^n}{\frac{11}{30} (\frac{1}{3})^n} = \frac{16}{11} \cdot 2^n. \end{aligned}$$

We see that the ratio of $\Pr(\omega = \perp^n \top | \bar{\mathbf{d}}, t = 2)$ and $\Pr(\omega = \perp^n \top | \bar{\mathbf{d}}', t = 2)$ can be arbitrarily large. Unexpectedly, the discrete above threshold cannot be ϵ -differentially private for any ϵ . Replacing continuous noises with truncated discrete noises does not preserve any privacy at all. This case emphasizes the importance of applying verification technique to various implementations.

7 COMBINING VERIFICATION AND TESTING

In this section, we investigate into a practical well-built testing tool StatDP [Ding et al. 2018], for identifying *counterexamples* for differential privacy based on testing techniques. In order to compare with our tool FAIER, the discrete algorithms, including Noisy Max and Above Threshold, are implemented in the tool. We present comparisons in Subsection 7.2, and moreover, in Subsection 7.3, we discuss how testing and our verification technique can be combined to certify counterexamples and find lower bound for privacy budget.

7.1 Evaluation for StatDP

StatDP adopts hypothesis testing to determine whether an algorithm satisfies ϵ -differential privacy. It has successfully found counterexamples of incorrect variants of continuous mechanisms including *Noisy Max and Above Threshold* algorithm (Sparse Vector Technology in their paper). The difference of our tool and theirs lies in that we use modeling and verification to examine the entire state space and compute probabilities, while they confine search space of databases and events and use sampling and testing to determine probabilities. As far as we know, StatDP cannot deal with Pufferfish privacy problems for the reason that unknown parameters in the prior knowledge may cause uncertainty to database distributions, which makes it hard to sample and test.

The testing tool works and is interpreted as follows: run hypothesis testing for a set of values of privacy budget ϵ and compute the corresponding p-value of the mechanism. The p-value represents the confidence to reject the null hypothesis. Specifically, if the p-value is small (less than 0.05)

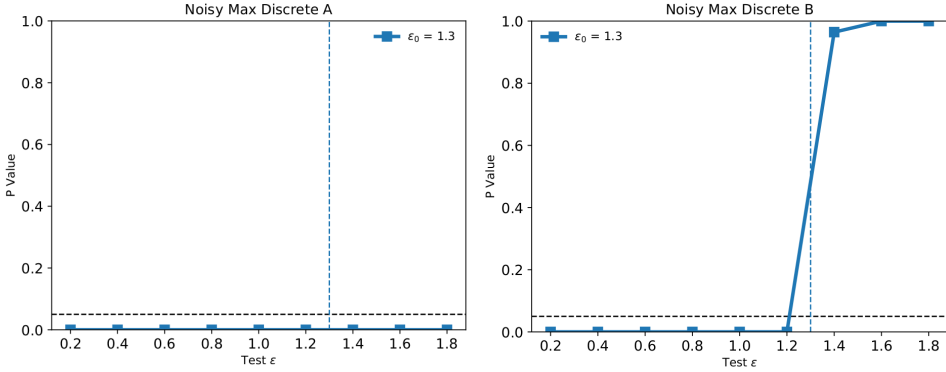
for some ϵ_0 , it rejects the hypothesis, which indicates that the mechanism violates ϵ_0 -differential privacy; otherwise if the p-value is very close to 1, the mechanism is more “likely” to satisfy ϵ_0 -differential privacy. Fig. 4a is for the naive noisy-max algorithm which returns the first index of the maximal perturbed results (Algorithm 2). The p-value sticks to 0 whenever ϵ increases, which means that the algorithm does not satisfy ϵ -differential privacy for ϵ in $[0,2]$ and is consistent with our analysis. Note that a value of ϵ whose p-value close to 1 indicates the true privacy budget. Fig. 4b is the testing result for the adapted noisy-max algorithm which returns the index of maximal value with equal probabilities if there are multiple ones (Algorithm 3). This time, the p-value rises to 1 when ϵ is 1.6, which implicitly implies this algorithm satisfy 1.6-differential privacy.

7.2 Comparison

7.2.1 Efficiency and Precision. We make comparison of StatDP with our tool FAIER in terms of efficiency and precision by examining the experiment results on mechanisms in differential privacy. As for the efficiency, it is clear that testing will take less running time than verification approach along with the growth of databases for the reason that one only needs to search in a confined space while the other needs to explore the entire state space. Our tool has limitations that we may encounter the problem of space explosion if the size of databases are too long, which is a common problem in model verification. Then it may take much time to build the corresponding models and solve the SMT queries, whose amount is especially huge in differential privacy generated by neighboring pairs. In terms of time, the running time StatDP takes is mainly related to the iteration times for selecting events and detecting counterexamples and the size of input databases. Following usual setting of 50000 times for event selections, 200000 times for counterexample detections and input databases of length 3 – 10, the average running time for each ϵ of mechanisms, that is, each dot in the graph, is 15 – 25 seconds. Meanwhile, the running time of our tool FAIER mainly depends on the size of databases and the length k of observation sequence. Since larger databases generate much more neighboring pairs in differential privacy and larger k results in more complex SMT query. When the size of databases are in length 3 – 5 and k is less than 12, our tool returns a query answer for each neighboring pair less than 1 second. FAIER does not scale with length: for length larger than 5, FAIER does not terminate due to TIMEOUT (20 minutes).

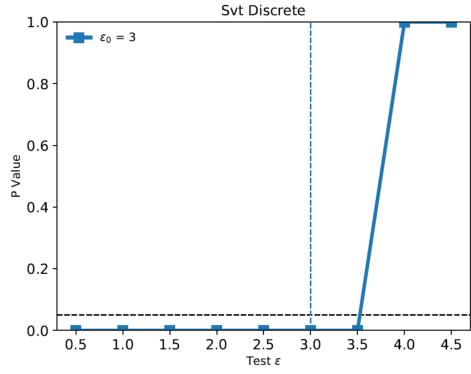
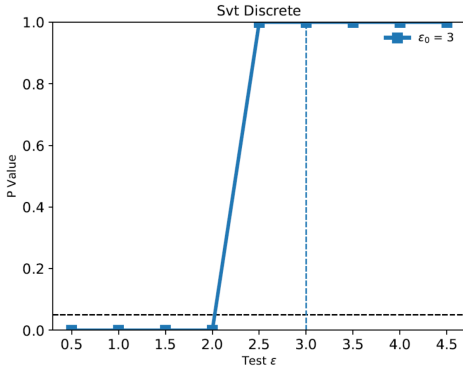
Nevertheless, as for the precision for the privacy budget ϵ , our tool outperforms StatDP. On the one hand, testing cannot offer precise results as indicated by the authors of StatDP: “a typical feature of hypothesis tests as it becomes difficult to reject the null hypothesis when it is only slightly incorrect” [Ding et al. 2018]. We illustrate this problem in Fig. 4e, which shows three testing results for Algorithm 3 with the same settings. The dashed vertical line is the ϵ_0 obtained by our tool. It’s clear to see that the p-value for a given value ϵ can differ in a large interval. More importantly, in hypothesis testing neither can we reject a mechanism as ϵ -differential privacy if the corresponding p-value is above 0.05 nor accept a mechanism as ϵ -differential privacy if the p-value is not “close” to 1, which brings huge uncertainty for ϵ with p-value in $(0.05,1)$. Therefore, for ϵ with p-value in $(0.05,1)$, hypothesis testing can’t give right conclusion of ϵ -differential privacy or not with high confidence. However, our tool can exactly determine ϵ -differential privacy for an algorithm.

7.2.2 StatDP fails to find Counterexamples. On the other hand, we address another situation by running the tools on discrete Above Threshold algorithm (Algorithm 4). As we have proved in Section 6.3, the discrete Above Threshold algorithm does not satisfy ϵ -differential privacy for any value of ϵ . Our tool keeps reporting counterexample with longer length k of observation sequence along with the increase of ϵ . However, when we implement the algorithm in StatDP, the tool surprisingly shows that there exists an ϵ such as 3 that the algorithm satisfies 3-differential privacy (Fig. 4c), which contradicts our proof. At our first thought, the testing approach might



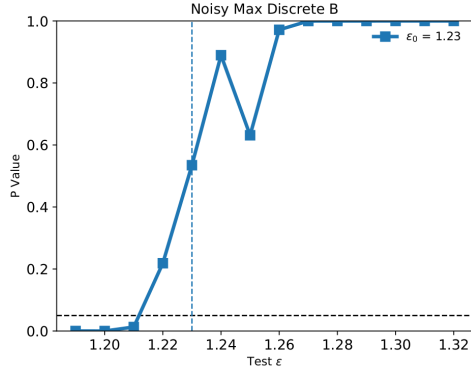
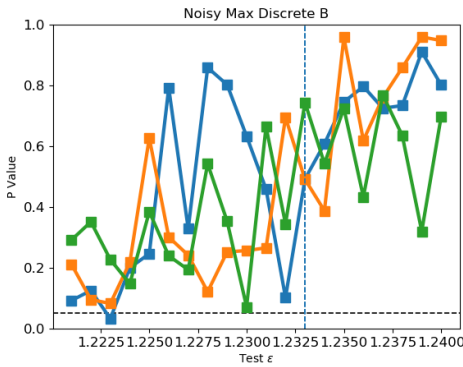
(a) Testing for Algorithm 2

(b) Testing for Algorithm 3



(c) Testing for Algorithm 4 with databases of lengths 2-3

(d) Testing for Algorithm 4 with databases of lengths 10-15



(e) Apply the same testing for Algorithm 3 3 times

(f) Testing for Algorithm 3 to find the interval I

Fig. 4. Evaluation for StatDP

fail to find the best candidate event that could show the differential privacy is violated. So we find a counterexample with $\epsilon = 3$ produced by our tool, which has an observation sequence of $\sqcup, 01, \perp, 12, \perp, 12, \perp, 12, \perp, 01, \top$, corresponding to $\perp^4\top$, and feed it back to StatDP, expecting that the tool could generate a privacy violation result on this counterexample. However, the tool shows

that the event, that is, the counterexample, can never be generated. We make a careful examination of their source code and perform more testings, finally to find that it happens because the number of queries to test, are bounded by the length of the input databases. Specifically, in the Algorithm 4, the number of queries are not specified and can be independent of the length of databases. However, we need to specify the length of databases in StatDP and when we set 3 to the length of databases, the number of queries is 3 at most and therefore it can never generate an event like $\perp^4\top$ with 5 queries. In order to make it clearer, we set the length of databases differently and get the results in the Fig. 4c and Fig. 4d.

It is clear to see that the privacy budgets differ a lot in two settings of different lengths of databases in that when the lengths of input are longer, the testing approach assumes that the privacy budget is larger for the reason that the examined event space is larger. Though, the results of testing are incorrect in the sense that Algorithm 4 should never satisfy ϵ -differential privacy for any value of ϵ . And those graphs of p-value may mislead data curators into believing that the mechanism preserves some value of differential privacy while it is actually not. Their results hold in the condition of databases in a certain length and queries with a certain amount. In comparison, our tool can model infinite number of queries achieved by the loops in Fig. 3, with the parameter k standing for the amount of posed queries. Therefore, in terms of precision, we observe from this example that StatDP might draw wrong conclusions while FAIER is more precise.

7.3 Combining FAIER and StatDP

The findings during experiments of our tool FAIER and StatDP inspire us to combine verification and testing together to get efficient and precise results.

7.3.1 Counterexample Certification. The process in Section 7.2 also shows a certification process for counterexample analysis. Recall that we first generate a counterexample in our tool, specify it as the distinguished event in the testing tool, testing reports that no such counterexample exists, we finally realize to increase databases length and do more testings. Since the counterexample found by FAIER is correct and precise, this process helps us locate the problem. Moreover, we are able to do that in a reverse mode to verify the counterexample of testing since testing cannot get too precise results, which has been partially explained in the previous section. To be specific, testing returns a p-value for each ϵ , along with an event that generates this smallest p-value. If the p-value is less than 0.05, then the event can be regarded as an efficient counterexample under which ϵ -differential privacy is violated. However, everything becomes uncertain when the p-value is in the interval of (0.05, 1). The events delivered by testing in this situation cannot be classified: they can be either *real* or *spurious* counterexamples. Fortunately, our tool can solve the problem in a way that we encode those events into observation sequences and distributions, in order to compute the probabilities for the observation sequences and check whether the condition of ϵ -differential privacy is satisfied. Take Fig. 4e as an example. The left part of the vertical dashed lines corresponds to all the *real counterexamples* while the right part corresponds to the *spurious counterexamples*. In all the cases, only one counterexample can be confirmed by testing (the one with p-value below 0.05). Instead, our tool can effectively check whether all events given by testing are real counterexamples or spurious ones. Moreover, if the p-value is 1 for an ϵ , i.e. with high confidence of mechanism satisfying ϵ -differential privacy, our tool FAIER can check if there is a counterexample for the given ϵ and further verify the mechanism.

7.3.2 A Better Lower Bound. We follow the definition of lower bound for privacy budget in the paper [Bichsel et al. 2018]: the largest ϵ that an randomized algorithm is not ϵ -differential privacy. It's important to infer and synthesize the lower bounds in order to show the tightness of existing upper bounds or even identify incorrect upper bounds. But sometimes the lower bound generated

by testing is rather coarse and may be far away from the upper bound. However, combining testing approach and our verification technique, we are able to generate an ϵ which can be arbitrarily close to the true lower bound of the mechanism. The pseudo-code is in Algorithm 5.

Algorithm 5 Pseudo-code to compute the lower bound

```

1: procedure COMPUTE THE LOWER BOUND(Mechanism M)
2:   Use StatDP with input M to get a lower bound interval I ▷ the left end point of I can be an  $\epsilon$ 
   with p-value < 0.05 and the right end point can be an  $\epsilon$  with p-value = 1
3:   Apply binary search on I, in each iteration the value is  $\epsilon$ 
4:   repeat
5:     Use FAIER with input M and  $\epsilon$ 
6:     if result is SAT then                                     ▷ not satisfy  $\epsilon$ -differential privacy
7:       left end point =  $\epsilon$ 
8:     else                                                       ▷ satisfy  $\epsilon$ -differential privacy
9:       right end point =  $\epsilon$ 
10:    end if
11:  until reaching required precision
12: end procedure

```

Algorithm 5 first uses the mechanism M as the input to the testing tool StatDP, to obtain an interval I whose left end point is ϵ with p-value < 0.05 and the right end point is with p-value = 1. As we mentioned before, the p-value just stands for certain probability to reject the null testing hypothesis. Testing can tell us with p-value < 0.05, the mechanism doesn't satisfy corresponding ϵ -differential privacy with high confidence and with p-value = 1, the mechanism satisfies with high confidence. However, for the p-values in (0.05,1), testing is not able to give useful conclusions. This is where our tool can work out. With the help of binary search in the interval, FAIER can determine whether M satisfies ϵ -differential privacy, given an ϵ in the interval. Thus we can get arbitrarily close to the lower bound for ϵ wrt. a given precision. For instance, we apply StatDP on Algorithm 3 and the p-value graph of the mechanism is in Figure 4f. Then we choose interval $I = [1.21, 1.28]$ and apply our tool FAIER with binary search to verify ϵ -differential privacy. Consequently, our tool reports that the lower privacy budget bound is 1.232 (accurate to three decimal places), which means M doesn't satisfy 1.232-differential privacy while it satisfies 1.233-differential privacy. This is a witnessing example where testing first roughly examines the bound for the privacy budget and then verification precisely verifies the values in the bound. Finally the two approaches collaborate together to produce a much more precise and better lower bound.

8 RELATED WORK

The definition of Pufferfish privacy allows correlations among data items [Kifer and Machanavajjhala 2014], which is an elegant generalization of differential privacy [Dwork 2006]. Since then many follow-up works have explored the topic. Song et al. [Song et al. 2017] provided the first efficient mechanism to apply Pufferfish Privacy, which is the generalization of continuous Laplace mechanism for differential privacy. Niu et al. [Niu et al. 2019] provided new insights on trading private data with correlations in Pufferfish privacy framework where data owners can be compensated for their privacy loss. To the best of our knowledge, our algorithm is the first one that could automatically verify discrete Pufferfish privacy mechanisms. There is a body of work to prove correctness of differential privacy algorithms. Barthe et al. [Barthe et al. 2012a,b] extended the probabilistic relational Hoare logic, which enables one to derive differential privacy guarantees for

programs. With the help of proof assistant Coq, they successfully proved the differential privacy for several classic algorithms, including Above Threshold and Noisy Max algorithm. The authors later [Barthe et al. 2016a,b] applied approximate probabilistic couplings between programs on adjacent inputs in order to get the quantitative relations of outputs, which caters to the definition of differential privacy. Using this method, they again successfully proved several classic algorithms in differential privacy. However, like the process of finding proofs in theorem proving, the construction of the proof was very challenging and took much effort of professionals, and their methods cannot be used to disprove privacy. Albarghouthi et al. [Albarghouthi and Hsu 2017] introduced automated coupling strategies into the above technique and successfully made the process of building proofs much easier. Though, this method can only deal with limited patterns of differential privacy mechanisms. Liu et al. [Liu et al. 2018] proposed a method to verify differential privacy using model checking. They modeled differential privacy algorithms into Markov chains and Markov decision progresses and extended probabilistic temporal logic to describe privacy properties. Compared to our method, every output event in their models needs to be specified in the logic language in order to invoke the model checker, where the formula can be of infinite length with infinite conjunctions, and the framework does not support parameterized algorithms. In terms of computation complexity for (continuous) differential privacy mechanisms, recently, Gaboardi et al. [Gaboardi et al. 2020] studied the problem of verifying differential privacy for loop-free programs with probabilistic choice. They showed that to decide whether a such program satisfies ϵ -differential privacy is $\text{coNP}^{\#\text{P}}$ -complete and the problem of approximating the level of differential privacy is both NP-hard and coNP -hard. Barthe et al. [Barthe et al. 2020] first proved that checking differential privacy is undecidable even if one restricted to programs having a single Boolean input and a single Boolean output. Thus they defined a non-trivial class of programs and used discrete time Markov chains to model and reduce the verification procedure into a decidable fragment of the first-order theory of the reals. Currently, their implementation sets many restrictions to the variables and only allows loop-free programs. Recently, testing approaches have been investigated. Bichsel et.al [Bichsel et al. 2018] proposed a method combining sampling and searching, to find a lower bound epsilon of differential privacy algorithm, which is the largest ϵ that a randomized algorithm is not ϵ -DP. A lower bound is useful to show the tightness of an existing upper bound or identify an incorrect upper bound. It limits the exact privacy bound enforced by an randomized algorithm, which is, however, hard to prove. Ding et.al [Ding et al. 2018] proposed to use stochastic testing to verify algorithms in differential privacy: the discretized version has been compared in details with our algorithm in the paper.

9 CONCLUSIONS

In this paper, we have developed an automatic verification technique for discretized Pufferfish privacy. We use HMMs to model the Pufferfish privacy mechanisms and analyze Pufferfish privacy using SMT solvers. A complexity lower bound for the Pufferfish privacy problem is shown to be NP-hard. Nevertheless, the tool FAIER based on our automatic technique has analyzed several discretized privacy mechanisms such as the truncated geometric mechanism, Noisy Max and Above Threshold mechanism in the Pufferfish privacy framework. Our analysis shows that naïve discretization can result in privacy loss. In the worst case, the discretized Above Threshold mechanism does not have any privacy guarantee at all. We give a thorough comparison with the practical testing tool for differential privacy, and we propose to combine verification and testing for the purpose of counterexample certification and lower bound analysis for the privacy budget.

For future works, we plan to optimize our approach to handle large case studies. Moreover, it is interesting to investigate how the verified discretized Pufferfish privacy mechanisms relate to the continuous mechanisms.

REFERENCES

- Aws Albarghouthi and Justin Hsu. 2017. Synthesizing Coupling Proofs of Differential Privacy. *Proceedings of the ACM on Programming Languages* 2, POPL (2017), 1–30.
- Gilles Barthe, Rohit Chadha, Vishal Jagannath, A. Sistla, and Mahesh Viswanathan. 2020. Deciding Differential Privacy for Programs with Finite Inputs and Outputs. 141–154. <https://doi.org/10.1145/3373718.3394796>
- Gilles Barthe, George Danezis, Benjamin Grégoire, César Kunz, and Santiago Zanella Béguelin. 2013. Verified Computational Differential Privacy with Applications to Smart Metering. In *Computer Security Foundations*, Véronique Cortier and Anupam Datta (Eds.). IEEE Computer Society, 287–301.
- Gilles Barthe, Marco Gaboardi, Benjamin Grégoire, Justin Hsu, and Pierre-Yves Strub. 2016a. Proving Differential Privacy via Probabilistic Couplings. (01 2016).
- Gilles Barthe, Marco Gaboardi, Justin Hsu, and Benjamin Pierce. 2016b. Programming Language Techniques for Differential Privacy. *ACM SIGLOG News* 3, 1 (Feb. 2016), 34–53. <https://doi.org/10.1145/2893582.2893591>
- Gilles Barthe, Boris Köpf, Federico Olmedo, and Santiago Zanella Béguelin. 2012a. Probabilistic Relational Reasoning for Differential Privacy. In *Proceedings of the 39th Annual ACM SIGPLAN-SIGACT Symposium on Principles of Programming Languages* (Philadelphia, PA, USA) (POPL '12). Association for Computing Machinery, New York, NY, USA, 97–110. <https://doi.org/10.1145/2103656.2103670>
- Gilles Barthe, Boris Köpf, Federico Olmedo, and Santiago Zanella Béguelin. 2012b. Probabilistic Relational Reasoning for Differential Privacy. *SIGPLAN Not.* 47, 1 (Jan. 2012), 97–110. <https://doi.org/10.1145/2103621.2103670>
- Benjamin Bichsel, Timon Gehr, Dana Drachler-Cohen, Petar Tsankov, and Martin Vechev. 2018. DP-Finder: Finding Differential Privacy Violations by Sampling and Optimization. 508–524. <https://doi.org/10.1145/3243734.3243863>
- Yan Chen and Ashwin Machanavajjhala. 2015. On the Privacy Properties of Variants on the Sparse Vector Technique. *CoRR* abs/1508.07306 (2015). arXiv:1508.07306 <http://arxiv.org/abs/1508.07306>
- Leonardo de Moura and Nikolaj Bjørner. 2008. Z3: An Efficient SMT Solver. In *Tools and Algorithms for the Construction and Analysis of Systems*, C. R. Ramakrishnan and Jakob Rehof (Eds.). Springer Berlin Heidelberg, Berlin, Heidelberg, 337–340.
- Zeyu Ding, Yuxin Wang, Guan hong Wang, Danfeng Zhang, and Daniel Kifer. 2018. Detecting Violations of Differential Privacy. In *CCS*, Michael Backes and XiaoFeng Wang (Eds.). ACM, 475–489.
- Andreas Dolzmann and Thomas Sturm. 1997. REDLOG: Computer Algebra Meets Computer Logic. *SIGSAM Bull.* 31, 2 (June 1997), 2–9. <https://doi.org/10.1145/261320.261324>
- Cynthia Dwork. 2006. Differential Privacy. In *International Colloquium on Automata, Languages and Programming (ICALP) (LNCS, Vol. 4052)*, Michele Bugliesi, Bart Preneel, Vladimiro Sassone, and Ingo Wegener (Eds.). Springer, 1–12.
- C. Dwork and A. Roth. 2014. The Algorithmic Foundations of Differential Privacy. *Foundations and Trends in Theoretical Computer Science* 9, 3–4 (2014), 211–407.
- Benjamin C. M. Fung, Ke Wang, Rui Chen, and Philip S. Yu. 2010. Privacy-Preserving Data Publish: A Survey of Recent Developments. *Comput. Surveys* 42, 4 (June 2010), 14:1–14:53.
- Marco Gaboardi, Andreas Haebleren, Justin Hsu, Arjun Narayan, and Benjamin C. Pierce. 2013. Linear Dependent Types for Differential Privacy. In *Principles of Programming Languages*, Roberto Giacobazzi and Radhia Cousot (Eds.). ACM, 357–370.
- Marco Gaboardi, Kobbi Nissim, and David Purser. 2020. The Complexity of Verifying Loop-Free Programs as Differentially Private. In *47th International Colloquium on Automata, Languages, and Programming (ICALP 2020) (Leibniz International Proceedings in Informatics (LIPIcs), Vol. 168)*, Artur Czumaj, Anuj Dawar, and Emanuela Merelli (Eds.). Schloss Dagstuhl–Leibniz-Zentrum für Informatik, Dagstuhl, Germany, 129:1–129:17. <https://doi.org/10.4230/LIPIcs.ICALP.2020.129>
- Arpita Ghosh, Tim Roughgarden, and Mukund Sundararajan. 2009. Universally Utility-maximizing Privacy Mechanisms. In *STOC*. ACM, New York, NY, USA, 351–360.
- Arpita Ghosh, Tim Roughgarden, and Mukund Sundararajan. 2012. Universally Utility-maximizing Privacy Mechanisms. *SIAM Journal of Computing* 41, 6 (2012), 1673–1693.
- Daniel Kifer and Ashwin Machanavajjhala. 2011. No Free Lunch in Data Privacy. In *SIGMOD*. ACM, 193–204.
- Daniel Kifer and Ashwin Machanavajjhala. 2014. Pufferfish: A Framework for Mathematical Privacy Definitions. *ACM Trans. Database Syst.* 39, 1, Article 3 (2014), 3:1–3:36 pages.
- Depeng Liu, Bow-Yaw Wang, and Lijun Zhang. 2018. Model Checking Differentially Private Properties. In *APLAS (LNCS, Vol. 11275)*, Sukyoung Ryu (Ed.). Springer, 394–414.
- Min Lyu, Dong Su, and Ninghui Li. 2017. Understanding the Sparse Vector Technique for Differential Privacy. *Proc. VLDB Endow.* 10, 6 (Feb. 2017), 637–648. <https://doi.org/10.14778/3055330.3055331>
- I. Mironov. 2012. On Significance of the Least Significant Bits for Differential Privacy. In *ACM Conference on Computer and Communications Security*, T. Yu, G. Danezis, and V. D. Gligor (Eds.). 650–661.
- C. Niu, Z. Zheng, S. Tang, X. Gao, and F. Wu. 2019. Making Big Money from Small Sensors: Trading Time-Series Data under Pufferfish Privacy. In *IEEE INFOCOM 2019 - IEEE Conference on Computer Communications*. 568–576.

- Christos H. Papadimitriou and John N. Tsitsiklis. 1987. The Complexity of Markov Decision Processes. *Mathematics of Operations Research* 12, 3 (1987), 441–450.
- Lawrence R. Rabiner. 1989. A Tutorial on Hidden Markov Models and Selected Applications in Speech Recognition. *Proc. of IEEE* 77, 2 (1989), 257–286.
- Shuang Song, Yizhen Wang, and Kamalika Chaudhuri. 2017. Pufferfish Privacy Mechanisms for Correlated Data. 1291–1306. <https://doi.org/10.1145/3035918.3064025>
- Latanya Sweeney. 2002. K-anonymity: A Model for Protecting Privacy. *International Journal Uncertainty, Fuzziness and Knowledge-Based System* 10, 5 (2002), 557–570.
- Michael Carl Tschantz, Dilsun Kaynar, and Anupam Datta. 2011. Formal Verification of Differential Privacy for Interactive Systems. In *Mathematical Foundations of Programming Semantics*, Vol. 276. 61–79.
- Samuel D. Warren and Louis D. Brandeis. 1890. The Right to Privacy. *Harvard Law Review* 4, 5 (1890), 193–220.

10 APPENDIX

10.1 Proof of Theorem 5.2.

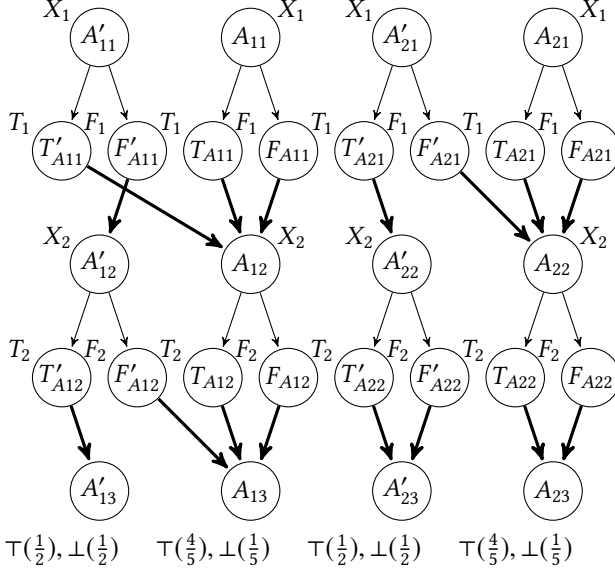
PROOF. In order to satisfy Pufferfish privacy in hidden Markov model, we have to decide whether expressions (4) and (5) are no more than 0. Let's just simplify the problem by only having one initial distribution pair to compare so that we only need to find the observation sequence. We will show the problem to find the maximal value is NP-hard by a reduction from the classic Boolean Satisfiability Problem (SAT), which is known to be NP-hard. To be specific, given an arbitrary formula in conjuncted normal form, we construct a corresponding hidden Markov model under Pufferfish privacy framework, such that the formula is satisfiable if and only if the expressions (4) and (5) both take the maximal value 0.

Assume we have a formula $F(x_1, \dots, x_n)$ in conjuncted normal form, with $n(n \geq 3)$ variables and m clauses, C_1, \dots, C_m . We shall construct a hidden Markov model $H = (K, \Omega, o)$ such that with $\epsilon = \ln(4)$, expressions (4) and (5) will take maximal value 0 if and only if the formula $F(x_1, \dots, x_n)$ is satisfiable.

Construction. The construction of model is similar to that in [Papadimitriou and Tsitsiklis 1987]. We first describe the Markov Chain $K = (S, p)$. S contains a state group A with six states $A_{ij}, A'_{ij}, T_{Aij}, T'_{Aij}, F_{Aij}, F'_{Aij}$ and a state group B with six states $B_{ij}, B'_{ij}, T_{Bij}, T'_{Bij}, F_{Bij}, F'_{Bij}$ for each clause C_i and variable x_j . Besides, there are $4m$ states $A_{i,n+1}, A'_{i,n+1}, B_{i,n+1}, B'_{i,n+1}$ for each clause C_i . The transition distribution p is as follows. For group A , there are two transitions with same probability $\frac{1}{2}$ leading from state A_{ij} to T_{Aij} and F_{Aij} respectively; similarly there are two transitions leading with probability $\frac{1}{2}$ from A'_{ij} to T'_{Aij} and F'_{Aij} . There's only one transition leading with certainty from $T_{Aij}, F_{Aij}, T'_{Aij}, F'_{Aij}$ to $A_{i,j+1}, A_{i,j+1}, A'_{i,j+1}, A'_{i,j+1}$ respectively with two exceptions: If x_j appears positively in C_i , the transition from T'_{Aij} is to $A_{i,j+1}$ instead of $A'_{i,j+1}$; and if x_j appears negatively, the transition from F'_{Aij} is to $A_{i,j+1}$. For the state group B , all the transitions imitate that in group A only with different state names. For instance, there are two transitions leading with same probability $\frac{1}{2}$ from state B_{ij} to T_{Bij} and F_{Bij} and so on.

Next we describe the observations Ω and the observation distribution. In state $A_{ij}, A'_{ij}, B_{ij}, B'_{ij}$ with $1 \leq j \leq n$, one can observe $X_j \in \Omega$ with certainty. In state $T_{Aij}, T'_{Aij}, T_{Bij}, T'_{Bij}$ with $1 \leq j \leq n$, one can only observe $T_j \in \Omega$; similarly, the sole observation $F_j \in \Omega$ can be observed in state $F_{Aij}, F'_{Aij}, F_{Bij}, F'_{Bij}$ with $1 \leq j \leq n$. In state $A_{i,n+1}$, we have probability $\frac{4}{5}$ to observe $\top \in \Omega$ and $\frac{1}{5}$ to observe $\perp \in \Omega$; while in state $B_{i,n+1}$, we have probability $\frac{1}{5}$ to observe \top and $\frac{4}{5}$ to observe \perp . In state $A'_{i,n+1}$ and $B'_{i,n+1}$, there are equal probabilities of $\frac{1}{2}$ observing \top and \perp .

Fig. 5 illustrates a part of the construction for the CNF formula $(x_1 \vee \neg x_2) \wedge \neg x_1$. State names are shown inside circles. Thin arrows represent transitions with probability $\frac{1}{2}$; thick arrows represent transitions with probability 1. Observation distributions are shown outside each states. For instance,

Fig. 5. Construction for $(x_1 \vee \neg x_2) \wedge \neg x_1$

X_1 is observed with probability 1 at the state A'_{11} . At the state A'_{13} , \top and \perp are observed with probability $\frac{1}{2}$ each.

In the figure, the left-hand side corresponds to the clause $x_1 \vee \neg x_2$. Since the variable x_1 appears positively in the clause, there is a transition from T'_{A11} to A_{12} with probability 1 according to the construction. Similarly, another transition from F'_{A12} to A_{13} with probability 1 is needed for the negative occurrence of the variable x_2 in the clause. For the right-hand side corresponding to the clause $\neg x_1$, a transition from F'_{A21} to A_{22} with probability 1 is added.

The construction for the state group B is almost identical except the observation distributions on the states B_{13} and B_{23} . At the states B_{13} and B_{23} , \top and \perp can be observed with probabilities $\frac{1}{5}$ and $\frac{4}{5}$ respectively. The construction for the state group B is not shown in the figure for brevity.

Then we describe the Pufferfish privacy scenario in this hidden Markov model. Assume that according to prior knowledge \mathbb{D} and discriminative secrets $\mathbb{S}_{\text{pairs}}$, we only have one initial distribution pair D_1 and D_2 to compare. D_1 induces a uniform distribution, to start from each member in the state set $\{A'_{i1}\}$ with $1 \leq i \leq m$, whose probability is $\frac{1}{m}$. Similarly, in D_2 , the probability starting from each member in the state set $\{B'_{i1}\}$ is also $\frac{1}{m}$ with $1 \leq i \leq m$. We set the parameter $\epsilon = \ln(4)$.

Reduction. The intuition is that starting from state A'_{i1} or B'_{i1} , the clause C_i is chosen and then the assignment of each variable will be considered one by one in this clause. Once the assignment of a variable x_j makes C_i satisfied, immediately state $A_{i,j+1}$ or $B_{i,j+1}$ is reached. So at last if state $A'_{i,n+1}$ or $B'_{i,n+1}$ is reached, it means that the clause C_i is not satisfied under this assignment. Now, we claim that $\Pr(\mathcal{M}(D_1) = \bar{w}) - 4 \times \Pr(\mathcal{M}(D_2) = \bar{w})$ takes the maximal value 0 if and only if \bar{w} is the observation sequence $X_1 A_1 X_2 \dots A_n \top$ such that formula $F(x_1, \dots, x_n)$ is satisfied under assignment with $A_i \in \{T_i, F_i\}$ for each variable x_i (Similar analysis applies for $\Pr(\mathcal{M}(D_2) = \bar{w}) - 4 \times \Pr(\mathcal{M}(D_1) = \bar{w})$ except that it takes the maximal value 0 with \perp as the last observation).

We argue that 0 is the maximal value. It's easy to see that if we take an arbitrary observation sequence $\bar{w} = X_1 A_1 X_2 \dots$, as long as \top or \perp hasn't been observed, $\Pr(\mathcal{M}(D_1) = \bar{w}) - 4 \times \Pr(\mathcal{M}(D_2) = \bar{w}) < 0$. That's because the state group B just imitate the state group A before reaching the state $B_{i,n+1}$ and $B'_{i,n+1}$. Thus the maximal value must be less than 0 or be obtained after we observe \top or \perp .

Then we consider $\bar{w} = X_1 A_1 X_2 \dots A_n \top$. Note that if C_i is satisfied under observation \bar{w} , we start from A'_{i1} and B'_{i1} both with probability $\frac{1}{m}$, finally reaching $A_{i,n+1}$ and $B_{i,n+1}$ with probabilities $2^{-n} \times \frac{1}{m} \times \frac{4}{5}$ and $2^{-n} \times \frac{1}{m} \times \frac{1}{5}$ respectively; if C_i is not satisfied, we finally reach $A'_{i,n+1}$ and $B'_{i,n+1}$ with equal probabilities of $2^{-n} \times \frac{1}{m} \times \frac{1}{2}$. Thus a satisfied clause will contribute $2^{-n} \times \frac{1}{m} \times \frac{4}{5} - 4 \times 2^{-n} \times \frac{1}{m} \times \frac{1}{5} = 0$ to the result; while if some clause is not satisfied, $\Pr(\mathcal{M}(D_1) = \bar{w}) - 4 \times \Pr(\mathcal{M}(D_2) = \bar{w})$ is strictly less than 0. Therefore, if we choose a observation sequence ended with \top such that all the clauses are satisfied, $\Pr(\mathcal{M}(D_1) = \bar{w}) - 4 \times \Pr(\mathcal{M}(D_2) = \bar{w})$ will take the maximal value 0. If we consider $\bar{w} = X_1 A_1 X_2 \dots A_n \perp$, similar analysis concludes that $\Pr(\mathcal{M}(D_1) = \bar{w}) - 4 \times \Pr(\mathcal{M}(D_2) = \bar{w})$ will be strictly less than 0. This indicates that 0 is the maximal value of $\Pr(\mathcal{M}(D_1) = \bar{w}) - 4 \times \Pr(\mathcal{M}(D_2) = \bar{w})$ among all the observation sequences.

Finally from the process above, it's easy to see that $\Pr(\mathcal{M}(D_1) = \bar{w}) - 4 \times \Pr(\mathcal{M}(D_2) = \bar{w})$ takes the maximal value 0 if and only if $F(x_1, \dots, x_n)$ is satisfied under observation sequence $\bar{w} = X_1 A_1 X_2 \dots A_n \top$ with assignment $A_i \in \{T_i, F_i\}$ for each variable x_i . Since determining whether Pufferfish privacy is preserved is equivalent to determining whether the maximal value is above 0, we prove that the general problem for ϵ -Pufferfish privacy is NP-hard. \square

10.2 Correctness of the Above Threshold Model

In the literature, if the perturbed query result is smaller than the perturbed threshold, noise will be added into next query, the result of which is uncertain. Thus, nondeterminism is required here to choose the next query and [Liu et al. 2018] uses a Markov decision process to model the algorithm. In order to model nondeterminism in an HMM, we assign equal probabilities to return to all the possible queries. For instance, from the state $\tilde{t}_1 \tilde{r}_0$, the probabilities of going to states $\tilde{t}_1 \tilde{r}_0$, $\tilde{t}_1 \tilde{r}_1$ and $\tilde{t}_1 \tilde{r}_2$ are all $\frac{1}{3}$. Although this is slightly different from Algorithm 4, we will prove using this model to avoid nondeterministic choices, whether Algorithm 4 satisfies ϵ -differential privacy can still be verified. Before that, we first state the consistency of the outputs executed in the algorithm and the observation sequences in the model.

LEMMA 10.1. *Assume that there are two neighboring databases, \bar{d}_1 and \bar{d}_2 , along with queries f_i and threshold t given as input of Algorithm 4 and the output is $A_n = a_1 a_2 \dots a_n = \perp \perp \dots \top$ with $n \geq 1$. Then there is an initial distribution pair d_1 and d_2 and an one-to-one mapping observation sequence o_k such that $(\frac{1}{3})^{2n+1} \Pr_a(A_n | \bar{d}_1) = \Pr_m(o_n | d_1)$ and $(\frac{1}{3})^{2n+1} \Pr_a(A_n | \bar{d}_2) = \Pr_m(o_n | d_2)$, where \Pr_a denotes the probability of getting the outputs in Algorithm 4 and \Pr_m denotes the probability of getting the observation sequence in the hmm model in Fig. 3.*

PROOF. We prove by induction on the length of the output $A_n = \perp \perp \dots \top$ with n symbols. Assume the query results of neighboring databases \bar{d}_1 and \bar{d}_2 are i_1, i_2, \dots and j_1, j_2, \dots , with $|i_k - j_k| \leq 1$ for any fixed k .

Base case: $n = 1$. If $A_1 = \top$, the algorithm halts after comparing the first perturbed query with the perturbed threshold. Naturally, there's only one state $t_t r_{i_1}$ with probability 1 and the others with probability 0 in the distribution d_1 , and only one state $t_t r_{j_1}$ with probability 1 and the others with 0 in d_2 . Starting from these initial distributions, we first observe a \perp and then transit to the distribution with states $\tilde{t}_{t'} r_{i_1}$ and $\tilde{t}_{t'} r_{j_1}$ having non-zero probabilities, where t' can be all possible values of perturbed threshold. The only observation shared by these states is $i_1 j_1$, with observing probability

$\frac{1}{3}$. Then queries are then added by noise and we come to a new distribution of perturbed query results and threshold $\tilde{t}_{l'}\tilde{r}_{k'}$, where k' can be all possible values of perturbed query result. This time we only choose states where perturbed query results are higher than the perturbed threshold and all these states share an observation of \top with observing probability 1. Thus, under the observation sequence $o_1 = \sqcup, i_1j_1, \top$, we follow the steps of Algorithm 4 to make transitions in the model and considering the observation probabilities, we can directly get $\frac{1}{3} \Pr_a(A_1|\bar{\mathbf{d}}_1) = \Pr_m(o_1|d_1)$ and $\frac{1}{3} \Pr_a(A_1|\bar{\mathbf{d}}_2) = \Pr_m(o_1|d_2)$. Note that if $A_1 = \perp$, then under the observation sequence $o_1 = \sqcup, i_1j_1, \perp$, we can still conclude in a similar way that $\frac{1}{3} \Pr_a(A_1|\bar{\mathbf{d}}_1) = \Pr_m(o_1|d_1)$ and $\frac{1}{3} \Pr_a(A_1|\bar{\mathbf{d}}_2) = \Pr_m(o_1|d_2)$.

Induction step: Assume we have $(\frac{1}{3})^{2n+1} \Pr_a(A_n|\bar{\mathbf{d}}_1) = \Pr_m(o_n|d_1)$ and $(\frac{1}{3})^{2n+1} \Pr_a(A_n|\bar{\mathbf{d}}_2) = \Pr_m(o_n|d_2)$ with n symbols in $A_n = \perp\perp\dots\perp$. If we observe $A_{n+1} = \perp\perp\dots\top$ with $n+1$ symbols in the algorithm, by induction hypothesis, we can immediately conclude that with $o_n = \sqcup, i_1j_1, \perp, i_2j_2, \perp, \dots, i_nj_n, \perp$, $(\frac{1}{3})^{2n+1} \Pr_a(A_n|\bar{\mathbf{d}}_1) = \Pr_m(o_n|d_1)$ and $(\frac{1}{3})^{2n+1} \Pr_a(A_n|\bar{\mathbf{d}}_2) = \Pr_m(o_n|d_2)$. Since the last symbol in A_n is \perp , new query f_{n+1} must be posed in the algorithm and the new query results i_{n+1}, j_{n+1} are going to be perturbed and compared with the perturbed threshold. In the hmm model, after observing the n th \perp in the current distribution, transition to the new distribution occurs where states $\tilde{t}_{l'}r_{i_{n+1}}$ and $\tilde{t}_{l'}r_{j_{n+1}}$ having non-zero probabilities, with transition probability $\frac{1}{3}$. And the common observation in these states is $i_{n+1}j_{n+1}$ with observing probability $\frac{1}{3}$. Then queries are further perturbed and we only filter the states $\tilde{t}_{l'}\tilde{r}_{k'}$ where the perturbed query results are above the perturbed threshold, with the common observation \top . Since we follow the steps of the algorithm to make transitions and add two multipliers of $\frac{1}{3}$, we can conclude that under the sequence $o_{n+1} = o_n, i_{n+1}j_{n+1}, \top$, $(\frac{1}{3})^{2(n+1)+1} \Pr_a(A_{n+1}|\bar{\mathbf{d}}_1) = \Pr_m(o_{n+1}|d_1)$ and $(\frac{1}{3})^{2(n+1)+1} \Pr_a(A_{n+1}|\bar{\mathbf{d}}_2) = \Pr_m(o_{n+1}|d_2)$.

Note that the above mapping process is one-to-one correspondence. Thus the proof is finished. \square

Then we can prove the differential privacy results.

THEOREM 10.2. *The model used in Fig. 3 satisfies ϵ -differential privacy, i.e, Algorithm 1 returns “unsat” for all the feasible observation sequences of lengths k , if and only if Algorithm 4 satisfies ϵ -differential privacy.*

PROOF. Feasible observation sequences of lengths k mean that Algorithm 1 only checks paths that could represent complete execution paths of the Algorithm 4. For instance k can't be 1, which only represents the initial distributions of two databases in Fig. 3. Moreover, the observation sequences can't contain any of symbols $\spadesuit, \heartsuit, \diamond, \clubsuit$: paths contain these symbols don't represent practical executions in the Algorithm 4. Since one of the neighboring data distributions must have probability 0 for the unique appearance of these symbols in the half part of Fig. 3, to filter out these observation paths, one just needs to add constraints that the observation probabilities can't be strictly equal to 0.

“If” direction: If the algorithm satisfies ϵ -differential privacy, the probabilities of observing any length of outputs $A = \perp\perp\dots\top$ are mathematically similar starting from neighboring databases, $\bar{\mathbf{d}}_1$ and $\bar{\mathbf{d}}_2$. That is,

$$e^{-\epsilon} \Pr_a(A|\bar{\mathbf{d}}_2) \leq \Pr_a(A|\bar{\mathbf{d}}_1) \leq e^{\epsilon} \Pr_a(A|\bar{\mathbf{d}}_2). \quad (6)$$

Using Lemma 10.1, we can directly conclude that

$$e^{-\epsilon} \Pr_m(o|d_2) \leq \Pr_m(o|d_1) \leq e^{\epsilon} \Pr_m(o|d_2). \quad (7)$$

Here d_1 , d_2 and o correspond to \bar{d}_1 , \bar{d}_2 and A in Lemma 10.1. Since A can be any possible output, each can be mapped into an observation sequence, which makes up all the feasible observation sequences in the model. This actually verifies that our model satisfies ϵ -differential privacy.

“Only if” direction: If the algorithm doesn’t satisfy ϵ -differential privacy, there’s a sequence $A = \perp \perp \dots \top$ with observing probabilities differing too much from initial distribution \bar{d}_1 and \bar{d}_2 . By applying the similar analysis procedure, we can prove that the model in Fig. 3 doesn’t satisfy ϵ -differential privacy. \square