

# A Learning-from-Observation Framework: One-Shot Robot Teaching for Grasp-Manipulation-Release Household Operations

Naoki Wake, Riku Arakawa, Iori Yanokura, Takuya Kiyokawa, Kazuhiro Sasabuchi, Jun Takamatsu, and Katsushi Ikeuchi

**Abstract**—A household robot is expected to perform various manipulative operations with an understanding of the purpose of the task. To this end, robotic applications should provide an on-site robot teaching framework for non-experts. Here, we propose a Learning-from-Observation (LfO) framework for grasp-manipulation-release class household operations (GMR-operations). The framework maps human demonstrations to predefined task models through one-shot teaching. Each task model contains both high-level knowledge regarding the geometric constraints of tasks and low-level knowledge related to human postures. The key goal of this study is to design a task model that 1) covers various GMR-operations and 2) includes human postures to achieve tasks. We verify the applicability of our framework by testing the novel LfO system with a real robot. In addition, we quantify the coverage of the task model by analyzing online videos of household operations. Within the context of one-shot robot teaching, the contribution of this study is a framework that covers various GMR-operations and mimics human postures during operation.

## I. INTRODUCTION

An aging population has prompted an increasing need for robots in the household environment in order to compensate for the reduced physical labor capacity of the elderly. A survey of older adults revealed that one of the most desired physical labor tasks for a robot was manipulating objects, regardless of purpose or context [1]. For example, opening and closing doors or drawers, reaching for objects, fetching objects, and picking up heavy objects. We refer to the type of tasks as grasp-manipulation-release class operations (hereafter, GMR-operations). A household robot is expected to perform various GMR-operations.

In order to program robots to perform GMR-operations, human helpers can teach them to perform tasks at home to meet the purpose of the user. However, such helpers are typically non-experts in robot programming. In an ideal framework, robots that can perform some basic GMR-operations would be optimized in each home through on-site instruction by non-experts. The key system requirements of such a robot teaching framework are as follows: 1) teaching should be easy and preferably completed via one-shot teaching; 2) teachable operations should cover basic GMR-operations. Additionally, the robot should be able to mimic human postures, which contain implicit information required to achieve a task with a specific purpose [2].

One framework able to meet these system requirements is the Learning-from-Observation (LfO) framework (Fig. 1).

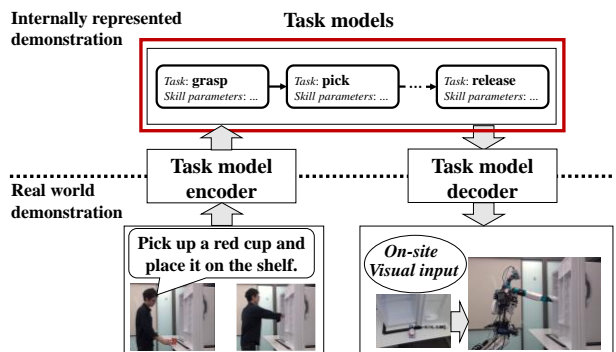


Figure 1. Learning-from-Demonstration framework. The red rectangle depicts the main research object of this study.

LfO aims to teach robots a sequence of what-to-do and how-to-do instructions through a one-shot human demonstration [3]. What-to-do and how-to-do are referred to as the task and skill parameters, respectively, and a pair of task and skill parameters is referred to as a task model. An advantage of LfO is that it can cover various operations within the scope of a predefined task model.

Another popular robot teaching framework is one-shot Learning-from-Demonstration (LfD) [4], [5]. Although LfO and LfD are similar in that they map human demonstrations to robot movements, they are based on a different philosophy. While LfO is based on the task-oriented programming approach, which uses a pre-defined intermediate task representation [3], LfD is based on the machine-learning approach, which aims to obtain intermediate task representation through repeated observation of human demonstrations [6]–[8].

Although research on LfO and LfD has shown the importance of intermediate task representations for one-shot robot teaching, the applications are still limited to specific domains, such as part assembly, [3] knot tying [9], block building [10], rotating [11], or scooping [12]. For teaching robots various GMR-operations, the key factor appears to be the design of the intermediate representation, which covers basic GMR-operations.

In this study, we design a task model for GMR-operations based on the LfO philosophy. Specifically, we target door or drawer opening and pick-carry-place tasks as basic GMR-operations. To meet the system requirements, we design the task model to contain 1) a task set that covers state transitions in the basic GMR-operations, 2) traditional skill parameters in

terms of LfO, and 3) additional skill parameters to represent human posture. To verify the applicability of the proposed task model, we test the operational LfO system with the basic GMR-operations. An ideal task set should cover not only basic GMR-operations, but also as many household GMR-operations as possible. Thus, we evaluate the coverage of household GMR-operations by analyzing online instruction videos. In the context of one-shot robot teaching, the contribution of this study is a robot programming framework that 1) covers various GMR-operations and 2) mimics human postures during operation.

## II. RELATED WORKS

As described in the Introduction, we propose a robot teaching framework that 1) enables one-shot teaching, 2) covers basic household operations, and 3) mimics human postures. In this section, we describe previous robot teaching frameworks in the context of these system requirements.

### A. Learning-from-Observation (LfO)

LfO aims to map one-shot demonstrations of robot actions via well-designed intermediate task representation (i.e., task models) [3]. Because of its quick and intuitive manner of teaching, LfO is a suitable robot teaching framework for non-experts. However, previous LfO applications have been limited to specific domains, such as part assembly, knot tying, grasping, and dancing [3], [9], [13]–[19]. These limitations may be due to difficulties designing a task model that supports generic operations such as GMR-operations.

Considering the system requirements, the desired task model for GMR-operations should include: 1) a task set that covers GMR-operations and 2) skill parameters that support human postures. To the best of our knowledge, a task set suitable for GMR-operations has not yet been proposed. Although human posture has been considered in LfO for gestures [13], it has not been considered for manipulation operations. Our proposed task model extends LfO to include human posture information and cover household operations beyond a specific domain.

### B. Learning-from-Demonstration (LfD)

LfD or Programming-by-Demonstration (PbD) is another popular robot teaching framework. In this study, we use LfD to refer to both PbD and LfD. Previous LfD research has involved high-quality surveys [6]–[8], with the majority aiming to obtain state-action pairs through repeated demonstrations. However, repeated teaching is not preferable for rapid robot teaching, and recent studies have proposed one-shot LfD for faster robot teaching [4], [5], [10], [11], [20], [21]. Although one-shot teaching has the advantage of simplicity of use [4], [22], its applications have previously been limited to specific domains such as block building, scooping, or rotating [10]–[12], potentially because it is difficult to adapt knowledge derived from a dataset to a novel demonstration [4], [10], [12], [21], [22]. This challenge is referred to as the domain-adaptation problem.

To address this problem, more recent research has focused on employing other learning frameworks, such as reinforcement learning (RL) [23]–[25], general adversarial

network [26], and meta-learning [27]–[29]. However, these studies have not yet been applied to a real robotic system [24], [29] or were limited to a specific domain such as locomotion, scooping, and pick-and-place tasks [23], [26]–[28]. To extend these approaches for GMR-operations, a large dataset is required to enable domain adaptation. Moreover, these approaches have neglected human postures as models for generating robot postures, which may be due to the difficulty inherent in designing a way to evaluate “human-likeness.” For a case in which the desired state is difficult to design explicitly, our simple approach, which directly encodes on-site human postures, could solve the problem of how to mimic human postures.

## III. DESIGN OF TASK MODELS

The key goal of this study is to design a task model that 1) covers various GMR-operations and 2) includes human postures to achieve tasks. This section explains the design of the task set, the encoding of human postures as a skill parameter, and the design of other skill parameters corresponding to the geometric constraints involved in a task.

### A. Definition of Tasks

In LfO, a task is defined as a transition of a target object’s state. An example is a contact state between polyhedral objects for part assembly [3] or a topology of a string for knot tying [9]. In this study, we define a state as a contact state between a target object and an environment (Fig. 2(a)). As the scope of this study is manipulative operations, we refer to a manipulation motion taxonomy in household operations [30]. Previous literature has defined a set of motion types from a robotics perspective, considering both contact and non-contact states. Furthermore, a prismatic and revolute motion trajectory has been considered in the contact state. In this study, we include terminal states to each of the trajectories in contact. As a consequence, we define the states as non-contact (NC), planar contact (PC), prismatic contact (PR), one-way prismatic contact (OP), revolute contact (RV), or one-way revolute contact (OR). Considering that a target object may include mechanical linkages in several manipulation tasks (e.g., opening a door) [1], we additionally check that those states are consistent with Mason’s definition of basic states for mechanical linkages [31], [32]. Fig. 2(b) shows the possible

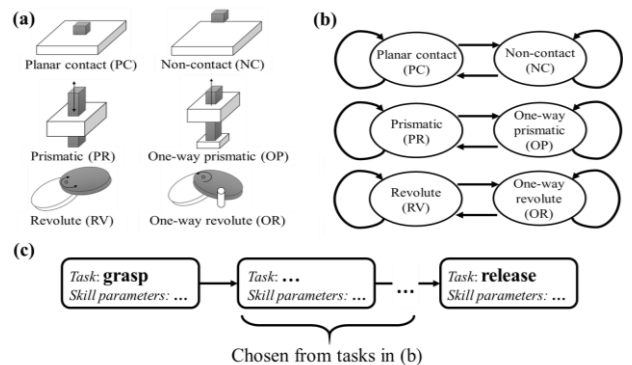


Figure 2. Representation of a GMR-operation. (a) The six contact states defined in this study, where the grey object is a target object. (b) Task sets defined by possible state transitions. (c) Definition of a GMR-operation using a sequence of task models. The tasks are chosen from the task set defined in (b).

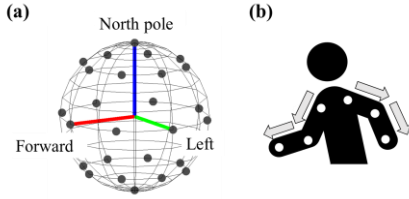


Figure 3. Digitization of human upper-body postures. (a) 26-point directions on the unit sphere. The forward direction is defined as the axis orthogonal to a surface including the spine and shoulders. (b) Joints included to define arm postures. The relative directions between joints, which are depicted as gray arrows, are mapped to the directions in (a).

state transitions (i.e., task set) between the states. We also include grasp and release in the task set because these actions are accompanied by a transition in the contact state between the robot end effector and the target object.

Fig. 2(c) shows the definition of a GMR-operation using task models. A GMR-operation starts with a grasp and ends with a release, with a sequence of tasks in between. For example, when a human carries an object from one location to another, the sequence of tasks is *grasp-object*, *pick-up-object* (PC-NC), *carry-object* (NC-NC), *place-object* (NC-PC), and *release-object*. As another example, when a human opens a fridge, the sequence of tasks is *grasp-door*, *open-door* (OR-RV), *rotate-door* (RV-RV), *stop-opening* (RV-OR), and *release-door*.

### B. Skill parameter related to human posture

We encoded a human posture into spatially digitized 26-point directions on the unit sphere (Fig. 3(a)). The idea is based on existing human motion representations [13], [33]. Digitization has several advantages over using raw data; it reduces sensor noise in raw data and allows filtering of obvious detection errors in human posture. For example, unnaturally twisted arm poses can be checked against a table that defines possible human postures. Human postures during a demonstration are encoded frame-by-frame then stored as skill parameters.

In this study, we focus on arm postures because each human body part plays different roles during a reaching motion; the human arm has control over the reaching motion and the human trunk adds additional length when reaching [34]. Considering that grasping or releasing is a form of reaching for a position, we assume that the arm postures play a crucial role in a GMR-operation. Therefore, an arm posture is represented as a combination of the four directions of the upper arm joints (i.e., forearm and lower arm on each side; see Fig. 3(b)).

### C. Skill parameters related to geometric constraints

We categorize the tasks into three classes in terms of robot control [2]:

- Position goal task: to achieve a desired state by applying a positional shift  $p$  to a target object (i.e., NC-NC).
- Force goal task: to achieve a desired state by applying force  $f$  to a target object (e.g., NC-PC).

TABLE I. SKILL PARAMETERS OF MANIPULATION TASKS.

Tasks	Position parameters	Force parameters
NC-NC	Waypoints	-
NC-PC, OP-PR, OR-RV	-	Detaching axis direction; force on the axis
PC-NC, PR-OP, RV-OR	-	Attaching axis direction; force on the axis
PC-PC	Trajectory on maintaining dimension (2D plane)	Surface normal axis direction; force on the axis
PR-PR	Trajectory on maintaining dimension (1D distance)	Plane orthogonal to trajectory; force in the plane dimension
RV-RV	Trajectory on maintaining dimension (angle; radius)	Axis direction to rotation center; force on the axis

TABLE II. SKILL PARAMETERS OF THE GRASP AND RELEASE TASKS.

Tasks	Parameters filled by daemon	Parameters filled on-site
grasp	Object name, object attribute, grasp type, manipulating hand, grasp location	Grasp position
release	Release location	Release position

- Hybrid goal task: to achieve a desired state by applying a positional shift  $p$  and force  $f$  to a target object (e.g., PC-PC).

In order to achieve these tasks, two types of skill parameters are required: 1) position parameters to apply the positional shift  $p$  and 2) force parameters to apply the force  $f$ . Table 1 illustrates the skill parameters of each task. The position parameter is defined as the trajectory to translate a target object. The force parameter is defined as a force vector, in which a force control was required. Note that the force vector is not to cause an object translation, but to control the contact between a target object and an environment.

Table 2 illustrates the skill parameters of the grasp and release task. We divide the skill parameters into two classes: those obtained through a demonstration and those obtained at the time of robot execution. For example, the grasp position is calculated at the instant the robot executes the task because the target-object position is not invariant.

## IV. IMPLEMENTATION OF TASK-MODEL ENCODER

This section briefly explains the pipeline implemented to substantiate the task models (Fig. 4). The purpose of this section is to explain the feasibility of obtaining skill parameters from human demonstration. A detailed explanation of the implementation falls outside the scope of this paper and is described in [35].

We assume that a human demonstrates a GMR-operation with a co-occurring instruction (e.g., “pick up a red cup on the table, like this.”) and that tasks are associated with verbs by a pre-defined knowledge database. Thus, a demonstration is fed into the pipeline as verbal and visual inputs. The verbal input comprises verbal instructions transcribed using a cloud speech recognition service, and the visual input is a time-series of RGB-D images and a time-series of human-skeleton poses obtained by a vision sensor [36]. The pipeline outputs substantiated task models, which contain recognized task and skill parameters (Fig. 2 (c)). The pipeline comprises three

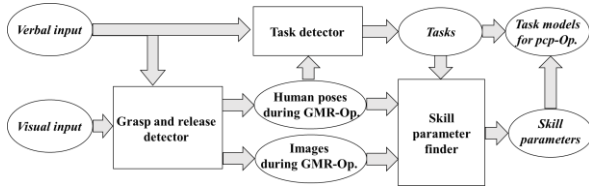


Figure 4. Pipeline used to substantiate the task model.

modules: 1) the grasp and release detector, 2) the task detector, and 3) the skill parameter finder.

#### A. Grasp and Release Detector

This module analyzes the verbal and visual inputs to segment the visual input at times when a grasp and a release occur. To this end, we develop a verbal-based Focus-of-Attention (FoA) system [35]. In brief, the module analyzes the distance between a hand and a target object extracted from the verbal input. The segmented visual input is analyzed in the following modules.

#### B. Task Detector

The detector recognizes demonstrated tasks by analyzing the verbal input and the segmented skeleton poses. A task is determined by referring to a knowledge database that associates verbs with task candidates (Table 3). For example, the verb “open” is associated with two candidates: OP-PR-PR and OR-RV-RV. When multiple candidates exist, one is selected by analyzing the shape of the trajectory of the manipulating hand. The module serializes the verbs found in the database into a task sequence in order of their utterances.

#### C. Skill Parameter Finder

At this point, the pipeline has obtained the recognized tasks and the visual input has been segmented at the times when grasp and release occurs. This module obtains the skill parameters for the tasks by analyzing the segmented visual input. Thus, several daemon processes are invoked.

##### 1) Position Parameters

A daemon analyzes the trajectory of a manipulating hand to obtain the position parameters. For an NC-NC task, the position parameter is obtained as a spatially discretized manipulating-hand trajectory (i.e., waypoints). For PC-PC, PR-PR, and RV-RV tasks, the position parameter is obtained as the parameters of 2D plane fitting, line fitting, and circle fitting, respectively, of the manipulating-hand trajectory.

##### 2) Force Parameters

The force parameters consist of the direction of the force applied and the magnitude of the force. In the case of the force goal task (e.g., NC-PC), the direction of the force can be identified by analyzing the acceleration of human hands. In the case of the hybrid goal task (e.g., PC-PC), the direction of the force is identified as the axes orthogonal to the space where the positional shift is allowed. In both cases, the magnitude of the force is given a default value that can be modified in a robot execution module if necessary.

##### 3) Skill Parameters for the Grasp and Release Task

The verbal-based FoA system [35] outputted several skill parameters for the grasp and release task, such as target object name, object attributes, and manipulating hand laterality. Thus,

daemons obtained the remaining skill parameters: grasp type, grasp location, and release location.

A grasp type is appropriately selected by a demonstrator according to the purpose of the task. For example, in the example of placing a cup on a shelf with a narrow space above and below, it is reasonable to grasp the side surface of the cup. However, in the example of placing a cup on top of a tray of other cups, it is reasonable to grasp the top surface of the cup. Based on human grasp taxonomy [37], a daemon detects the grasp type using rule-based image analysis at the time of the grasp.

The grasp and release locations are defined as locations where the grasp and release occur in an environment model. The location is obtained as a label of a semantically segmented 3D area, such as an “above-a-shelf area,” by matching the model with the positions of the manipulating hand when the grasp and release occur. At the time of robot execution, the task-model decoder calculates the grasp and release positions inside the locations.

## V. EXPERIMENTS

### A. One-shot teaching with the novel LfO system

We tested the operational LfO system to verify the applicability of the proposed task model. We used a humanoid robot, Seednoid [38], as the LfO agent because the robot has a pair of 7-DOF arms as well as a movable waist to enable various manipulations. This section demonstrates two representative cases: “pick-carry-place a cup” (PC-NC-NC-PC) and “open a fridge” (OR-RV-RV). We chose these cases because we targeted door or drawer opening and pick-carry-place as the basic GMR-operations and because revolute motion is a general description of linear motion, including prismatic motion. Detailed explanations about the encoding and execution of the task models are described in [35] and [2], respectively.

Fig. 5 shows the results of teaching the “pick-carry-place a cup” operation. For the teaching, a demonstrator picked up a red cup with their right hand and placed the cup on a shelf with the following verbal instruction: “Pick up a red cup and place it on the shelf.” Fig. 5(a) shows part of the substantiated task models. The robot successfully performed the demonstrated operation by decoding the task model, suggesting the applicability of the task model for LfO (Fig. 5(b)).

Fig. 6 shows the result of teaching the “open a fridge” operation. For the teaching, a demonstrator opened a fridge door with their right hand and made the following verbal instruction: “Open the fridge.” Fig. 6(a) shows part of the substantiated task models. The robot successfully performed the demonstrated operation by decoding the task model, suggesting the applicability of the task model for LfO (Fig. 6(b)).

### B. Evaluation of the Coverage of Household Operations

When considering the adequacy of the task model, the task set should cover not only the basic GMR-operations, but also as many household GMR-operations as possible. That is, a

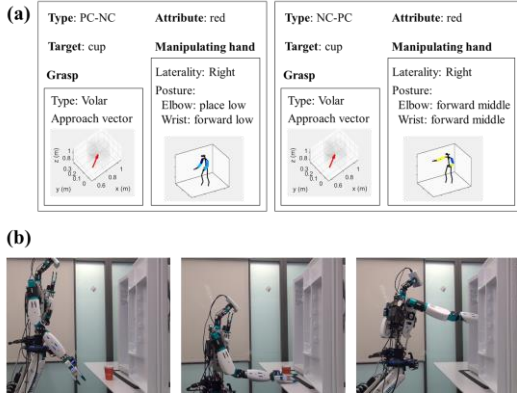


Figure 5. Results of LfO for “pick-carry-place a cup.” (a) Substantiated task models with representative skill parameters. (b) Robot execution.

wide range of household GMR-operations should be represented by the tasks (i.e., state transitions) shown in Fig. 2(b). Actions are generally closely related to verbs. Therefore, we examined the association between state transitions and action verbs, which are spoken in YouTube instruction videos about daily chores. The categories of daily chores selected in this study were “floor cleaning,” “carpet cleaning,” “furniture cleaning,” and “cooking.” We focused on these categories because they are representative household operations in the field of home economics [39] and because cooking and cleaning are included in the tasks that older people want a robot to perform [1]. Twenty videos for each category were chosen by searching for videos with a query of “how to do \*,” where \* was replaced by a category name.

We extracted the action verbs using the following procedures. First, all verbs were extracted using the Stanford parser, which is a widely used language parser in the field of natural language processing [40]. Next, to reduce the number of analyzed verbs, we chose verbs in the top 100 appearance probability list for each category. By dropping duplicates across categories, we extracted 239 unique verbs. Finally, we excluded verbs unrelated to a manipulation action such as “see,” “go,” “leave.” The remaining 51 verbs were investigated (Table 4).

We then annotated a possible sequence of state transitions onto the 51 action verbs (Table 3). Interestingly, all verbs were mapped to at least one sequence of state transitions defined in

TABLE III. ASSOCIATION BETWEEN VERBS AND TASK SEQUENCES.

Representative verbs	Candidate of task sequences
take, remove, pick, lift, raise	PC-NC-NC
put, click, lay, restore, weigh, chop, place, slice, cut, press	NC-NC-PC
mop, burnish, wipe, polish, vacuum, scratch, buff, sweep, rub, scrub, dust, paint, scrape	PC-PC
dip, soak, carry, spray, mix, pour, stir, shake, tilt, hold	NC-NC
move, bring, flip, fold	PC-NC-NC-PC
pull, twist, turn, plug, open	OP-PR-PR or OR-RV-RV
cover	PR-PR-OP or RV-RV-OR
drop, fall, grab	grasp or release

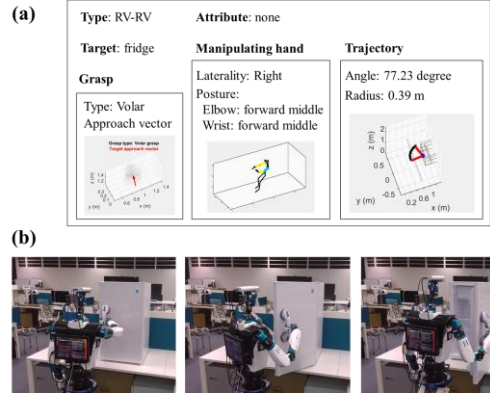


Figure 6. Results of LfO for “open a fridge.” (a) A substantiated task model with representative skill parameters. (b) Robot execution.

Fig. 2(b). This result suggests that the task set reasonably covered various household GMR-operations associated with verbal instructions.

## VI. DISCUSSION

Although many robot teaching frameworks have been proposed, their applications have so far been limited to specific domains such as locomotion, scooping, and pick-and-place [23], [26]–[28]. Therefore, to create a robot application for teaching GMR-operations, we extended the existing one-shot teaching LfO framework. The key objectives were 1) to design a task model that covers the basic GMR-operations and 2) to include human posture as a skill parameter. In the context of one-shot robot teaching, our research highlights not only the effectiveness of intermediate representation, but also the importance of skill parameters that are based on analyses of human behavior [30], [34], [37].

Experiments with a real humanoid robot successfully taught human posture and task constraints for several basic GMR-operations. In addition, the proposed task set was demonstrated to cover several household GMR-operations that were verbally taught in online instruction videos. The results suggest the applicability of the proposed framework beyond the basic GMR-operations. Although this study only considered some aspects of household operations, by assisting with basic GMR-operations, it will greatly contribute to the independent living of older adults, as suggested by a previous study [1].

The aim of this study was to design task models for GMR-operations; robust encoding and decoding of the task models were outside the scope of this study. For a robust LfO system, bottom-up learning methods should be employed for both the encoding and decoding. In particular, skill refinement using

TABLE IV. SPECIFICATIONS OF THE ANALYZED VIDEOS.

	Floor	Carpet	Furniture	Cooking
Total length of the video (s)	4764	10562	4783	8808
Num. of unique verbs (count)	346 (2204)	425 (13459)	308 (2524)	268 (1843)
Num. of analyzed verbs (count)	124 (1926)	100 (12314)	113 (2279)	111 (1644)
Appearance rate of analyzed verbs	0.87	0.91	0.90	0.89

RL has long been a robot manipulation topic of intense interest [41]–[43]. In further research, we plan on employing RL frameworks using an algorithm to derive reward functions from substantiated task models.

## REFERENCES

- [1] C. A. Smarr *et al.*, “Domestic Robots for Older Adults: Attitudes, Preferences, and Potential,” *Int. J. Soc. Robot.*, vol. 6, no. 2, 2014, pp. 229–247.
- [2] K. Sasabuchi, N. Wake, K. Ikeuchi, and K. Ikeuchi, “Task-oriented Motion Mapping on Robots of Various Configuration using Body Role Division,” *arXiv:2007.08750*, 2020.
- [3] K. Ikeuchi and T. Suehiro, “Toward an assembly plan from observation. I. Task recognition with polyhedral objects,” *IEEE Trans. Robot. Autom.*, vol. 10, no. 3, 1994, pp. 368–385.
- [4] Y. Wu and Y. Demiris, “Towards one shot learning by imitation for humanoid robots,” in *Proc. IROS 2010*, 2010, pp. 2889–2894.
- [5] R. Zoliner, M. Pardowitz, S. Knoop, and R. Dillmann, “Towards Cognitive Robots: Building Hierarchical Task Representations of Manipulations from Human Demonstration,” in *Proc. IROS 2005*, 2005, pp. 1535–1540.
- [6] A. Billard, S. Calinon, R. Dillmann, and S. Schaal, “Robot Programming by Demonstration,” in *Springer Handbook of Robotics*, Berlin, Heidelberg: Springer Berlin Heidelberg, 2008, pp. 1371–1394.
- [7] B. D. Argall, S. Chernova, M. Veloso, and B. Browning, “A survey of robot learning from demonstration,” *Rob. Auton. Syst.*, vol. 57, no. 5, 2009, pp. 469–483.
- [8] S. Schaal, “Is imitation learning the route to humanoid robots?,” *Trends Cogn. Sci.*, vol. 3, no. 6, 1999, pp. 233–242.
- [9] J. Takamatsu, T. Morita, K. Ogawara, H. Kimura, and K. Ikeuchi, “Representation for knot-tying tasks,” *IEEE Trans. Robot.*, vol. 22, no. 1, 2006, pp. 65–78.
- [10] E. M. Orendt and D. Henrich, “Control flow for robust one-shot robot programming using entity-based resources,” in *Proc. ICAR 2017*, 2017, pp. 68–74.
- [11] Y. Liu *et al.*, “Learning Articulated Constraints From a One-Shot Demonstration for Robot Manipulation Planning,” *IEEE Access*, vol. 7, 2019, pp. 172584–172596.
- [12] B. Akgun, M. Cakmak, K. Jiang, and A. L. Thomaz, “Keyframe-based Learning from Demonstration,” *Int. J. Soc. Robot.*, vol. 4, no. 4, 2012, pp. 343–355.
- [13] K. Ikeuchi, Z. Ma, Z. Yan, S. Kudoh, and M. Nakamura, “Describing Upper-Body Motions Based on Labanotation for Learning-from-Observation Robots,” *Int. J. Comput. Vis.*, vol. 126, no. 12, 2018, pp. 1415–1429.
- [14] S. Nakaoka *et al.*, “Learning from Observation Paradigm: Leg Task Models for Enabling a Biped Humanoid Robot to Imitate Human Dances,” *Int. J. Rob. Res.*, vol. 26, no. 8, 2007, pp. 829–844.
- [15] J. Takamatsu, K. Ogawara, H. Kimura, and K. Ikeuchi, “Recognizing Assembly Tasks Through Human Demonstration,” *Int. J. Rob. Res.*, vol. 26, no. 7, 2007, pp. 641–659.
- [16] T. Okamoto *et al.*, “Extraction of person-specific motion style based on a task model and imitation by humanoid robot,” in *Proc. IROS 2014*, 2014, pp. 1347–1354.
- [17] K. Nagahama and K. Yamazaki, “Learning from Demonstration Based on a Mechanism to Utilize an Object’s Invisibility,” in *Proc. IROS 2019*, 2019, pp. 6120–6127.
- [18] C. Perez-D’Arpino and J. A. Shah, “C-LEARN: Learning geometric constraints from demonstrations for multi-step manipulation in shared autonomy,” in *Proc. IROS 2017*, 2017, pp. 4058–4065.
- [19] G. Subramani, M. Zinn, and M. Gleicher, “Inferring geometric constraints in human demonstrations,” in *Proc. CoRL 2018*, 2018, pp. 223–236.
- [20] A. Kucukyilmaz and Y. Demiris, “One-shot assistance estimation from expert demonstrations for a shared control wheelchair system,” in *Proc. RO-MAN 2015*, 2015, pp. 438–443.
- [21] C. Groth and D. Henrich, “One-shot robot programming by demonstration using an online oriented particles simulation,” in *Proc. ROBIO 2014*, 2014, pp. 154–160.
- [22] E. M. Orendt, M. Fichtner, and D. Henrich, “Robot programming by non-experts: Intuitiveness and robustness of One-Shot robot programming,” in *Proc. RO-MAN 2016*, 2016, pp. 192–199.
- [23] M. V. Balakuntala, V. L. N. Venkatesh, J. P. Bindu, R. M. Voyles, and J. Wachs, “Extending Policy from One-Shot Learning through Coaching,” in *Proc. RO-MAN 2019*, 2019, pp. 1–7.
- [24] W. Goo and S. Niekum, “One-Shot Learning of Multi-Step Tasks from Observation via Activity Localization in Auxiliary Video,” in *Proc. ICRA 2019*, 2019, pp. 7755–7761.
- [25] F. Guenter, M. Hersch, S. Calinon, and A. Billard, “Reinforcement learning for imitating constrained reaching movements,” *Adv. Robot.*, vol. 21, no. 13, 2007, pp. 1521–1544.
- [26] H. Zhang, Y. Liu, and W. Zhou, “Deep Adversarial Imitation Learning of Locomotion Skills from One-shot Video Demonstration,” in *Proc. CYBER 2019*, 2019, pp. 1257–126.
- [27] T. Yu *et al.*, “One-shot imitation from observing humans via domain-adaptive meta-learning,” *arXiv:1802.01557*, 2018.
- [28] C. Finn, T. Yu, T. Zhang, P. Abbeel, and S. Levine, “One-Shot Visual Imitation Learning via Meta-Learning,” in *Proc. CoRL 2017*, 2017, pp. 1–12.
- [29] A. Hussein, M. M. Gaber, E. Elyan, and C. Jayne, “One-shot imitation learning,” *ACM Computing Surveys*, vol. 50, no. 2, 2017, pp. 1–35.
- [30] D. Paulius, Y. Huang, J. Meloncon, and Y. Sun, “Manipulation Motion Taxonomy and Coding for Robots,” in *Proc. IROS 2019*, 2019, pp. 5596–5601.
- [31] M. T. Mason, “Compliance and Force Control for Computer Controlled Manipulators,” *IEEE Trans. Syst. Man. Cybern.*, vol. 11, no. 6, 1981, pp. 418–432.
- [32] R. S. Hartenburg, J. Denavit, and F. Freudenstein, “Kinematic Synthesis of Linkages,” *J. Appl. Mech.*, vol. 32, no. 2, 1965, pp. 477–477.
- [33] N. Abe, J.-P. Laumond, P. Salaris, and F. Levillain, “On the use of dance notation systems to generate movements in humanoid robots: The utility of Laban notation in robotics,” *Soc. Sci. Inf.*, vol. 56, no. 2, 2017, pp. 328–344.
- [34] T. R. Kaminski, C. Bock, and A. M. Gentile, “The coordination between trunk and arm motion during pointing movements,” *Exp. Brain Res.*, vol. 106, no. 3, 1995.
- [35] N. Wake, I. Yanokura, K. Sasabuchi, and K. Ikeuchi, “Verbal Focus-of-Attention System for Learning-from-Demonstration,” *arXiv:2007.08705*, 2020.
- [36] Microsoft Azure, “Azure Kinect DK – Develop AI Models | Microsoft Azure.” <https://azure.microsoft.com/en-us/services/kinect-dk/> (accessed Aug. 3, 2020).
- [37] T. Feix, J. Romero, H.-B. Schmiebmayer, A. M. Dollar, and D. Kragic, “The GRASP Taxonomy of Human Grasp Types,” *IEEE Trans. Human-Machine Syst.*, vol. 46, no. 1, 2016, pp. 66–77.
- [38] K. Sasabuchi *et al.*, “The Seedroid Robot Platform: Designing a Multipurpose Compact Robot From Continuous Evaluation and Lessons From Competitions,” *IEEE Robot. Autom. Lett.*, vol. 3, no. 4, 2018, pp. 3983–3990.
- [39] Y. Kakiuchi, S. Nozawa, K. Yamazaki, K. Okada, and M. Inaba, “Assistive system research for creative life management on robotics and home economics,” in *2013 IEEE Workshop on Advanced Robotics and its Social Impacts*, 2013, pp. 151–156.
- [40] C. Manning *et al.*, “The Stanford CoreNLP Natural Language Processing Toolkit,” in *Proc. ACL 2014*, 2014, pp. 55–60.
- [41] D. Kalashnikov *et al.*, “QT-Opt: Scalable deep reinforcement learning for vision-based robotic manipulation,” *arXiv:1806.10293*, 2018.
- [42] D. Quillen *et al.*, “Deep Reinforcement Learning for Vision-Based Robotic Grasping: A Simulated Comparative Evaluation of Off-Policy Methods,” in *Proc. ICRA 2018*, 2018, pp. 6284–6291.
- [43] D. C. Bentevegna, C. G. Atkeson, and G. Cheng, “Learning tasks from observation and practice,” *Rob. Auton. Syst.*, vol. 47, no. 2–3, 2004, pp. 163–169.