

SpaceMath v.2.0 with Machine Learning.

A Mathematica package for Beyond the Standard Model parameter space searches.

M. A. Arroyo-Ureña^{1,2,*} and T. A. Valencia-Pérez^{3,†}

¹*Facultad de ciencias físico-matemáticas,
Benemérita Universidad Autónoma de Puebla,
C.P. 72570, Puebla, Pue., Mexico.*

²*Centro Interdisciplinario de Investigación y Enseñanza de la Ciencia,
Benemérita Universidad Autónoma de Puebla,
C.P. 72570, Puebla, Pue., Mexico.*

³*Instituto de Física
Universidad Nacional Autónoma de México, C.P. 01000, CDMX, México.*

Abstract

SpaceMath v.2.0 with Machine Learning is an extension of the previous version which we implement observables related with LHC Higgs boson data and their projections for the High Luminosity and High Energy Large Hadron Collider. In this version we implemented processes with Flavor-Changing Neutral Currents at tree and one-loop level, namely, i) Radiative decays $l_i \rightarrow l_j \gamma$, ii) $l_i \rightarrow l_j l_k \bar{l}_k$ decays ($l_i = \tau, \mu, \ell_{j,k} = \mu, e$, with $l_i \neq l_j \neq l_k$) and iii) anomalous magnetic dipole moment of the muon δa_μ . **SpaceMath v.2.0** is able to find allowed regions for free parameters of models with both real and complex singlets and real and complex doublets using the processes previously mentioned within a friendly interface and an intuitive environment in which the user enters the couplings symbolically, sets parameters and execute **Mathematica** in the traditional way. As result, both tables as plots with values and areas agree with experimental data are generated. We present examples using **SpaceMath v.2.0** to analyze the free *Two-Higgs Doublet Model of type III* parameter space, step by step, in order to start new users in a fast and efficient way. Finally, we have implemented in this version of **SpaceMath** algorithms of Machine Learning to generate specific Benchmark Points to be used directly in numerical evaluations of calculations of physical observables.

* marco.arroyo@cfm.buap.mx

† tvalencia@fisica.unam.mx

CONTENTS

I. Introduction	3
II. A theoretical overview	4
A. LHC Higgs boson data	4
1. Signal strength modifiers \mathcal{R}_X	4
2. Higgs boson coupling modifiers κ_i	5
B. Lepton Flavor Violating processes	6
1. $h \rightarrow \ell_i \ell_j$ decays	6
2. $\ell_i \rightarrow \ell_j \gamma$ decays	6
3. Muon anomalous magnetic dipole moment (μ AMDM)	7
III. Installation and first steps	8
A. Installation	8
B. First steps	8
Signal strengths	9
<u>Signal strength \mathcal{R}_b</u>	9
<u>Signal strength \mathcal{R}_τ</u>	9
<u>Signal strength \mathcal{R}_V, ($V = Z, W$)</u>	9
<u>Signal strength \mathcal{R}_γ</u>	10
<u>All the signal strengths \mathcal{R}_X</u>	10
<u>Intersection of all the signal strengths \mathcal{R}_X</u>	10
Machine Learning	12
Lepton Flavor Violating processes	15
<u>$h \rightarrow \ell_i \ell_j$ decay</u>	15
<u>$\ell_i \rightarrow \ell_j \gamma$ decays</u>	17
IV. Validation	18
V. Conclusions	22
Acknowledgments	22
A. Remote connection	23
References	23

I. INTRODUCTION

Our current knowledge of elementary particles and their interactions is based on solid theoretical foundations that are embodied in the Standard Model (SM). This theory provides a description of the weak, strong and electromagnetic interactions, satisfactorily explaining the experimental data, except for isolated cases. However, despite these achievements, there are phenomena that do not help us understand, for example: the problem of hierarchy, the origin of dark matter, the problem of flavor, etc. The fact that the SM cannot provide an answer to these phenomena suggests physics Beyond the SM (BSM). In the last decades, several extensions of the SM have been presented to try to solve them, this results in the emergence of free parameters that are not predicted by theory, though.

The search for physics BSM is necessarily a multidisciplinary effort, since the evidence for new physics could appear in physical observables that have been proposed both theoretically and experimentally. One strategy is to produce new hypothetical particles in colliders (for example, LHC and future stages of it), searching in decays and/or in high precision measurements. In this context, the reports by different collaborations have given exclusions on specific regions of the parameter space that, however, have been valuable so far. On the other hand, there have been many supposed signatures of new physics, often only to be refuted by the lack of correlated signals in other experiments. Properly and fully weighing the sum of data relevant to a theory and making rigorous statistical statements about which models are allowed and which are not, has become a challenging task for both theory and experiment.

Secondly, with the discovery of the Higgs boson [1, 2] is established that the Higgs mechanism explains the electroweak symmetry breaking and it generate the mass of all particles of the SM, omitting the neutrino masses. However, it is well known that, despite its great success, the SM cannot help us to understand several issues, it encourages the study of SM extensions [3–18], with the aim of solving some issue unexplained. The price to pay is the emergence of free parameters whose values are not predicted by the theory. From a phenomenological point of view, one frequently encounters these free parameters which should be constrained in some way, but at same time motivated and allowed by experimental measurements or by theoretical restrictions. With the `SpaceMath` package, it is possible to do it. Free model parameter spaces can be constrained automatically within a friendly interface and an intuitive environment, where the user defines the couplings and executing the commands of `SpaceMath` to generate both plots and tables showing the areas and numerical values according to experimental data. Similar packages to `SpaceMath` can be consulted in the Refs. [19–25]. However, `SpaceMath` has the feature that it only requires the installation of `Wolfram Mathematica` (available in many universities and research institutes) and a very basic knowledge of `Wolfram` language. Unlike other programs that require prior knowledge of programming languages, the `SpaceMath` package has a fast learning curve and a practical

approach which makes it an option for quick results.

The organization of our work is as follows. In Sec. II we present the theoretical framework necessary to have the basis of the programming of `SpaceMath`. Section III shows, in a concise way, the way to install `SpaceMath v.2.0` and show how it works, giving a detailed example. Sec. IV is focused on the validation of `SpaceMath v.2.0` by reproducing several results shown in the literature. Finally, conclusion and perspectives are presented in Sec. V.

II. A THEORETICAL OVERVIEW

We have implemented in `SpaceMath v.2.0` LHC Higgs boson data (as well as projections for the HL-LHC and HE-LHC) and Lepton Flavor Violating processes (LFV). The former can be applied to any model that predicts corrections to the Higgs-fermions and Higgs- V ($V = W, Z$) couplings, while the LFV processes only can be studied for models with Flavor Changing Neutral Interactions at tree level. Specifically to models with both real and complex singlets, real and complex doublets and effective theories. We start describing the theoretical framework in which `SpaceMath v.2.0` works.

1. Higgs boson data

- (a) Signal strength modifiers \mathcal{R}_X
- (b) Higgs boson coupling modifiers κ_i

2. LFV processes

- (a) $h \rightarrow \ell_i \ell_j$
- (b) Radiative processes $\ell_i \rightarrow \ell_j \gamma$,
- (c) Muon anomalous magnetic dipole moment a_μ ,
- (d) $\ell_i \rightarrow \ell_j \ell_k \ell_k$ decays.

A. LHC Higgs boson data

1. Signal strength modifiers \mathcal{R}_X

For a production process $\sigma(pp \rightarrow H_i)$ and a decay $H_i \rightarrow X$, the signal strength is defined as follows:

$$\mathcal{R}_X = \frac{\sigma(pp \rightarrow h) \cdot \mathcal{BR}(h \rightarrow X)}{\sigma(pp \rightarrow h^{\text{SM}}) \cdot \mathcal{BR}(h^{\text{SM}} \rightarrow X)}, \quad (2.1)$$

TABLE I: Current bounds of the observables implemented in `SpaceMath v1.1`

Observable	Bound[26]
BR($h \rightarrow e\mu$)	$< 6.1 \times 10^{-5}$
BR($h \rightarrow e\tau$)	$< 2.2 \times 10^{-3}$
BR($h \rightarrow \mu\tau$)	$< 1.5 \times 10^{-3}$
BR($\mu \rightarrow e\gamma$)	$< 4.2 \times 10^{-13}$
BR($\tau \rightarrow e\gamma$)	$< 3.3 \times 10^{-8}$
BR($\tau \rightarrow \mu\gamma$)	$< 4.2 \times 10^{-8}$
BR($\tau \rightarrow 3e$)	$< 2.7 \times 10^{-8}$
BR($\tau \rightarrow 3\mu$)	$< 2.1 \times 10^{-8}$
BR($\mu \rightarrow 3e$)	$< 1.0 \times 10^{-12}$
Δa_μ	$[1.92 \times 10^{-9}, 3.1 \times 10^{-9}]$
BR($B_s \rightarrow \mu\mu$)	$[3.52 \times 10^{-9}, 3.8 \times 10^{-9}]$
BR($B_d \rightarrow \mu\mu$)	$[0.98 \times 10^{-10}, 1.08 \times 10^{-10}]$

where $\sigma(pp \rightarrow H_i)$ is the production cross section of H_i , with $H_i = h, h^{\text{SM}}$; here h is the SM-like Higgs boson coming from an extension of the SM and h^{SM} is the SM Higgs boson; $\mathcal{BR}(H_i \rightarrow X)$ is the branching ratio of the decay $H_i \rightarrow X$, with $X = b\bar{b}, \tau^-\tau^+, \mu^-\mu^+, WW^*, ZZ^*, \gamma\gamma$.

In `SpaceMath v.2.0`, we consider the Higgs boson production cross section via the gluon fusion mechanism and we use the narrow width approximation:

$$\mathcal{R}_X \approx \frac{\Gamma(h \rightarrow gg) \cdot \mathcal{BR}(h \rightarrow X)}{\Gamma(h^{\text{SM}} \rightarrow gg) \cdot \mathcal{BR}(h^{\text{SM}} \rightarrow X)}. \quad (2.2)$$

2. Higgs boson coupling modifiers κ_i

The coupling modifiers κ_i are introduced to quantify the deviations of the SM-like Higgs boson to other particles. The coupling modifiers κ_i for a production cross section or a decay mode, are defined as follows:

$$\kappa_{pp}^2 = \frac{\sigma(pp \rightarrow h)}{\sigma(pp \rightarrow h^{\text{SM}})} \text{ or } \kappa_X^2 = \frac{\Gamma(h \rightarrow X)}{\Gamma(h^{\text{SM}} \rightarrow X)}. \quad (2.3)$$

We consider tree-level Higgs boson couplings to different particles, i.e., $g_{hZZ^*}, g_{hWW^*}, g_{h\tau^-\tau^+}, g_{h\mu^-\mu^+}, g_{hb\bar{b}}$, as well as effective coupling modifiers g_{hgg} and $g_{h\gamma\gamma}$ which describe gluon fusion production ggh and the $h \rightarrow \gamma\gamma$ decay, respectively.

B. Lepton Flavor Violating processes

1. $h \rightarrow \ell_i \ell_j$ decays

The LFV processes $h \rightarrow \ell_i \ell_j$ ($\ell_{i,j} = \ell_{i,j}^-, \ell_{i,j}^+$) where $\ell_i \ell_j = e\mu, e\tau, \tau\mu$ can arise at tree level in many models that extend to the SM. The relevant interactions can be extracted from the Yukawa Lagrangian

$$\mathcal{L}_Y \supset -Y_{ij} \bar{\ell}_L^i \ell_R^j h + h.c. \quad (2.4)$$

The corresponding full decay width of the $h \rightarrow \ell_i \ell_j$ decays is given by:

$$\Gamma(h \rightarrow \bar{f}_i f_j) = \frac{N_c g_{h\bar{f}_i f_j}^2 m_h}{128\pi} \left[4 - (\sqrt{\tau_{f_i}} + \sqrt{\tau_{f_j}})^2 \right]^{3/2} \sqrt{4 - (\sqrt{\tau_{f_i}} - \sqrt{\tau_{f_j}})^2}, \quad (2.5)$$

where $g_{h\bar{f}_i f_j}$ is the $h\bar{f}_i f_j$ coupling coming from an extension of the SM, $N_c = 3(1)$ is the color number for quarks (leptons), m_h is the Higgs boson mass and $\tau_i = 4m_i^2/m_h^2$.

2. $\ell_i \rightarrow \ell_j \gamma$ decays

The effective Lagrangian for the $\ell_i \rightarrow \ell_j \gamma^1$ is given by

$$\mathcal{L}_{\text{eff}} = C_L Q_{L\gamma} C_R Q_{R\gamma} + h.c., \quad (2.6)$$

where the dim-5 electromagnetic penguin operators read

$$Q_{L\gamma, R\gamma} = \frac{e}{8\pi^2} (\bar{\ell}_j \sigma^{\alpha\beta} P_{L,R} \ell_i) F_{\alpha\beta}, \quad (2.7)$$

where $F_{\alpha\beta}$ is the electromagnetic field strength tensor. The Wilson coefficients $C_{L,R}$ receive contributions at one-loop level and an important contribution from Barr-Zee two-loops level. For the particular case when $\ell_i = \tau$ and $\ell_j = \mu$, we assume the approximation $g_{\phi\mu\mu} \ll g_{\phi\tau\tau}$ and $m_\mu \ll m_\tau \ll m_\phi$. Under this assertion the one-loop Wilson coefficients $C_{L,R}$ simplify as follows [27, 28]

$$C_L^{1loop} \simeq \sum_\phi \frac{g_{\phi\tau\tau} g_{\phi\tau\mu}}{12m_\phi^2} \left(-4 + 3 \log \frac{m_\phi^2}{m_\tau^2} \right), \quad C_R^{2loop} \simeq \sum_\phi \frac{g_{\phi\tau\tau} g_{\phi\tau\mu}}{12m_\phi^2} \left(-4 + 3 \log \frac{m_\phi^2}{m_\tau^2} \right), \quad (2.8)$$

¹ $\ell_i \rightarrow \ell_j \gamma$ stand for $\tau \rightarrow \mu\gamma, \tau \rightarrow e\gamma$ and $\mu \rightarrow e\gamma$

The numerical expressions for 2-loop contributions are given by

$$C_L^{2loop} = \sum_{\phi} g_{\phi\tau\mu}^* (-0.082g_{\phi tt} + 0.11)/(m_{\phi}\text{GeV})^2. \quad (2.9)$$

The rate for $\tau \rightarrow \mu\gamma$ is

$$\Gamma(\tau \rightarrow \mu\gamma) = \frac{\alpha m_{\tau}^2}{64\pi^4} (|C_L|^2 + |C_R|^2). \quad (2.10)$$

To obtain the corresponding width decay of the processes $\mu \rightarrow e\gamma$ and $\tau \rightarrow e\gamma$, the replacements $\tau \rightarrow \mu$, $\mu \rightarrow e$ for the first decay and $\mu \rightarrow e$ for the second process from (2.6) to (2.10) are required.

3. Muon anomalous magnetic dipole moment (μ AMDM)

The Feynman diagrams that contribute to μ AMDM are shown in Fig. 1

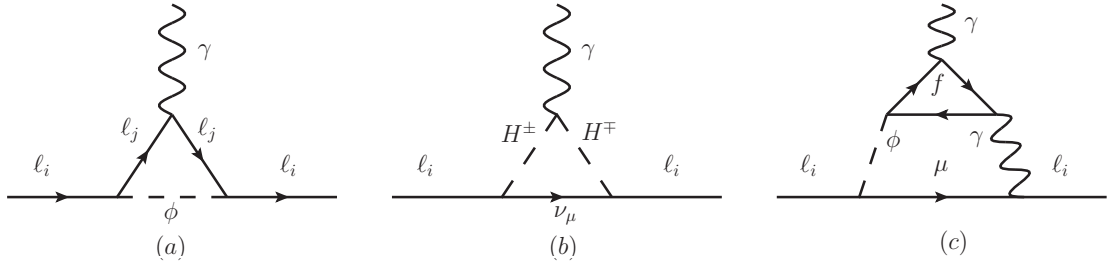


FIG. 1: Feynman diagrams that contribute to μ AMDM. Here ϕ represents a CP-even scalar, CP-odd scalar and the SM-like Higgs boson. H^{\pm} stand for charged scalar bosons.

The one-loop contribution in terms of Feynman parametrization method is given by

$$a_{\ell}^{a_1 a_2 a_3} = \sum_{\substack{\ell=1,2,3 \\ \ell'=2}} \frac{|\eta_{\ell\ell'}^{a_1 a_2 a_3}|^2 m_{\ell}}{\sqrt{8}\pi^2} \int_0^1 dx \int_0^{1-x} dy G_k^{a_1 a_2 a_3}(x, y), \quad (2.11)$$

where the label a_i stands for particles circulating inside the loop in each diagram in Fig. 1, the index $\ell\ell'$ denotes the entry of the Yukawa interaction. In the case of μ AMDM $\ell' = 2$, i.e., $\ell 2 \rightarrow 12, 22, 32$. Notice that Eq. 1 can be applied to any of the charged lepton. The term $\eta_{\ell\ell'}^{a_1 a_2 a_3}$ represents the coupling $a_1 a_2 a_3$.

The $G_{k=a}^{a_1 a_2 a_3}(x, y)$ function for the diagram (a) in Fig. 1 reads

$$G_a^{\phi\ell_j\ell_j}(x, y) = (x+y)(m_{\ell_j} - m_{\ell_i}(x+y-1))/M_a^2, \quad (2.12)$$

where $M_a^2 = -m_{\phi}^2(x+y-1) + (x+y)(m_{\ell_j}^2 + m_{\ell_i}^2(x+y-1))$, with $\ell_j = e, \mu, \tau$.

For diagram (b), $\eta_{\ell\ell'}^{H\pm H\mp\nu_i} = 1$, while

$$G_b^{H\pm H\mp\nu_i}(x) = 2m_{\ell_i}x/M_b^2, \quad (2.13)$$

with $M_b^2 = (m_{\ell_i}^2 x - m_{H\pm}^2)$. There are also Barr-Zee two-loop contributions to the μ AMDM. The dominant contribution is given by

$$a_{\ell_i}^{\text{two-loop}} = \frac{\alpha^2}{8\pi^2 s_W^2} \frac{m_{\ell_i}^2 g_{A\ell_i\bar{\ell}_i}}{m_W^2} \sum_{f=t,\tau,b} N_c^f Q_f^2 r_f f(r_f) g_{A\ell_i\bar{\ell}_i}, \quad (2.14)$$

where $r_f = (m_f/m_A)$, m_f is the fermion mass, $N_c^f = 1(3)$ for leptons (quarks), Q_f is the electric charge of fermions and g_{Aff} is given by the following Lagrangian

$$\mathcal{L} = i \frac{g m_f g_{Aff}}{2m_W} \bar{f} \gamma^5 f A, \quad (2.15)$$

and finally

$$f(x) = \int_0^1 \frac{\log\left(\frac{x}{y(1-y)}\right)}{x - y(1-x)} dy. \quad (2.16)$$

III. INSTALLATION AND FIRST STEPS

A. Installation

Run the following instructions in a Notebook of **Mathematica**

```
Import["https://raw.githubusercontent.com/spacemathapp/SpaceMath-v.2.0/alpha/Install.m"]
```

```
InstallSpaceMath[]
```

Note that an error may appear because the quotation marks (""); this can be resolved by deleting and then explicitly writing both quotation marks.

To delete **SpaceMath** automatically, the user only has to execute the following instruction:

```
DeleteSpaceMath[]
```

B. First steps

First of all, we define in Table II the arguments that are common in the most commands described below. Thus, we encourage the reader to become familiar with them.

TABLE II: Description of arguments shared in all SpaceMath v.2.0 commands.

Argument	Description
$\mathbf{x_i}$, (i=1, 2, 3, 4)	Parameters to constraint
ximin (ximax)	Initial (final) value of the interval to evaluate
xilabel	Label the column i=1, 2, 3, 4 to be plotted
NN	Random values to generate
ghXX	Represents the g_{hXX} coupling, where $XX = b\bar{b}, t\bar{t}, \tau^-\tau^+, \mu^-\mu^+, WW, ZZ$

To generate random points in accordance with experimental measurements, we use the following instructions.

Signal strengths

Signal strength \mathcal{R}_b

$$\text{Rb}[\text{gh}t\bar{t}, \text{gh}b\bar{b}, x_1, x_{1\text{min}}, x_{1\text{max}}, x_{1\text{label}}, x_2, x_{2\text{min}}, x_{2\text{max}}, x_{2\text{label}}, x_3, x_{3\text{min}}, x_{3\text{max}}, x_{3\text{label}}, x_4, x_{4\text{min}}, x_{4\text{max}}, x_{4\text{label}}, \text{NN}] \quad (3.1)$$

Signal strength \mathcal{R}_τ

$$\text{Rtau}[\text{gh}t\bar{t}, \text{gh}b\bar{b}, \text{gh}t\bar{a}\tau, x_1, x_{1\text{min}}, x_{1\text{max}}, x_{1\text{label}}, x_2, x_{2\text{min}}, x_{2\text{max}}, x_{2\text{label}}, x_3, x_{3\text{min}}, x_{3\text{max}}, x_{3\text{label}}, x_4, x_{4\text{min}}, x_{4\text{max}}, x_{4\text{label}}, \text{NN}] \quad (3.2)$$

Signal strength \mathcal{R}_V , ($V = Z, W$)

$$\text{RV}[\text{gh}t\bar{t}, \text{gh}b\bar{b}, \text{gh}V\bar{V}, x_1, x_{1\text{min}}, x_{1\text{max}}, x_{1\text{label}}, x_2, x_{2\text{min}}, x_{2\text{max}}, x_{2\text{label}}, x_3, x_{3\text{min}}, x_{3\text{max}}, x_{3\text{label}}, x_4, x_{4\text{min}}, x_{4\text{max}}, x_{4\text{label}}, \text{NN}] \quad (3.3)$$

Signal strength \mathcal{R}_γ

$$\text{Rgam}[\text{ghtt}, \text{ghbb}, \text{ghWW}, \text{gCH}, \text{mCH}, \text{x1}, \text{x1min}, \text{x1max}, \text{x1label}, \text{x2}, \text{x2min}, \text{x2max}, \text{x2label}, \text{x3}, \text{x3min}, \text{x3max}, \text{x3label}, \text{x4}, \text{x4min}, \text{x4max}, \text{x4label}, \text{NN}] \quad (3.4)$$

All the signal strengths \mathcal{R}_X

$$\text{RALL}[\text{ghtt}, \text{ghbb}, \text{ghZZ}, \text{ghWW}, \text{gCH}, \text{mCH}, \text{x1}, \text{x1min}, \text{x1max}, \text{x1label}, \text{x2}, \text{x2min}, \text{x2max}, \text{x2label}, \text{x3}, \text{x3min}, \text{x3max}, \text{x3label}, \text{x4}, \text{x4min}, \text{x4max}, \text{x4label}, \text{NN}] \quad (3.5)$$

Intersection of all the signal strengths \mathcal{R}_X

$$\text{Rintersection}[\text{ghtt}, \text{ghbb}, \text{ghZZ}, \text{ghWW}, \text{ghtautau}, \text{gCH}, \text{mCH}, \text{x1}, \text{x1min}, \text{x1max}, \text{x1label}, \text{x2}, \text{x2min}, \text{x2max}, \text{x2label}, \text{x3}, \text{x3min}, \text{x3max}, \text{x3label}, \text{x4}, \text{x4min}, \text{x4max}, \text{x4label}, \text{NN}] \quad (3.6)$$

Here, the `RALL` command include all the \mathcal{R}_X 's to be plotted in the same plot while the instruction `Rintersection` generates random points that satisfy all the \mathcal{R}_X 's. In Eqs. (3.4), (3.5) and (3.6), the arguments `gCH` and `mCH` stand for the $g_{hH^+H^-}$ coupling and the mass of a charged scalar boson, respectively. All the points that meet the experimental restrictions will be exported to `$UserDocumentDirectory`² (Documents).

`SpaceMath v.2.0` has its own command to graph the \mathcal{R}_X 's. After random points generation, it can accomplished with the following instruction:

$$\text{PlotRX}[\text{x1label}, \text{x2label}, \text{x3label}, \text{x4label}]. \quad (3.7)$$

The user must make the replacement $X \rightarrow b, \text{tau}, W, Z, \text{gam}, \text{ALL}, \text{intersection}$ to generate the correponding graph for $\mathcal{R}_b, \mathcal{R}_\tau, \mathcal{R}_W, \mathcal{R}_Z, \mathcal{R}_\gamma, \mathcal{R}_{\text{ALL}}, \mathcal{R}_{\text{intersection}}$, respectively.

² You can execute this command in a notebook of `Mathematica` and will show the location path.

Once the main commands have been defined, we focus on the particular case of \mathcal{R}_{ALL} , which generates points including all the \mathcal{R}_X 's. For this purpose, we consider the Yukawa interaction Lagrangian of the Two-Higgs Doublet Model of type III [29–40], which is given by

$$\begin{aligned}
\mathcal{L}_Y^{\text{THDM-III}} = & \frac{g}{2} \left(\frac{m_\ell}{m_W} \right) \bar{\ell}_i \left[\frac{\cos \alpha}{\cos \beta} \delta_{ij} + \frac{\sqrt{2} \sin(\alpha - \beta)}{g \cos \beta} \left(\frac{m_W}{m_\ell} \right) \left(\frac{\sqrt{m_i m_j}}{v} \chi_{ij} \right) \right] \ell_j H \\
& + \frac{g}{2} \left(\frac{m_\ell}{m_W} \right) \bar{\ell}_i \left[-\frac{\sin \alpha}{\cos \beta} \delta_{ij} + \frac{\sqrt{2} \cos(\alpha - \beta)}{g \cos \beta} \left(\frac{m_W}{m_\ell} \right) \left(\frac{\sqrt{m_i m_j}}{v} \chi_{ij} \right) \right] \ell_j h \\
& + i \frac{g}{2} \left(\frac{m_\ell}{m_W} \right) \bar{\ell}_i \left[\tan \beta \delta_{ij} + \frac{\sqrt{2}}{g \cos \beta} \left(\frac{m_W}{m_\ell} \right) \left(\frac{\sqrt{m_i m_j}}{v} \chi_{ij} \right) \right] \gamma^5 \ell_j A \\
& + \frac{g}{2} \left(\frac{m_u}{m_W} \right) \bar{u}_i \left[\frac{\sin \alpha}{\sin \beta} \delta_{ij} - \frac{\sqrt{2} \sin(\alpha - \beta)}{g \sin \beta} \left(\frac{m_W}{m_u} \right) \left(\frac{\sqrt{m_i m_j}}{v} \chi_{ij} \right) \right] u_j H \\
& + \frac{g}{2} \left(\frac{m_u}{m_W} \right) \bar{u}_i \left[\frac{\cos \alpha}{\sin \beta} \delta_{ij} - \frac{\sqrt{2} \cos(\alpha - \beta)}{g \sin \beta} \left(\frac{m_W}{m_u} \right) \left(\frac{\sqrt{m_i m_j}}{v} \chi_{ij} \right) \right] u_j h \\
& + i \frac{g}{2} \left(\frac{m_u}{m_W} \right) \bar{u}_i \left[\cot \beta \delta_{ij} + \frac{\sqrt{2}}{g \sin \beta} \left(\frac{m_W}{m_u} \right) \left(\frac{\sqrt{m_i m_j}}{v} \chi_{ij} \right) \right] \gamma^5 u_j A,
\end{aligned} \tag{3.8}$$

where i and j stand for the fermion flavors, with $i \neq j$, in general. As far as the type-down quark interactions, it is similar to lepton part with the exchange $\ell \rightarrow d$ and $m_\ell \rightarrow m_d$. In addition to the SM-like Higgs boson, represented by h , the THDM-III predicts two neutral spin-0 particles denoted by H and A in Eq. (3.8)³

The explicit steps to follow read:

1. Open a notebook of `Mathematica` and load `SpaceMath v.2.0` by typing `<<SpaceMath'`,
2. Define the couplings as a function of the parameters to be constrained. In the theoretical framework of THDM-III (Eq. 3.8), it is given by:

- `ghtt[a_,chitt_,Cab_,tb_] := (g/2) (mt/mW) ((Cos[a]/(tb*Cos[ArcTan[tb]])) - (Sqrt[2] Cab/(g*tb*Cos[ArcTan[tb]])) (mW/mt)*(mt/vev*chitt))`
- `ghbb[a_,chibb_,Cab_,tb_] := (g/2) (mb/mW) (((-Sin[a]tb)/Sin[ArcTan[tb]]) + (Sqrt[2] (Cab*tb)/(g*Sin[ArcTan[tb]])) (mW/mb)(mb/vev*chibb))`

³ The Yukawa Lagrangian in Eq. 3.8 only shows the neutral interactions, but the model also predicts two charged scalars, no included there.

- $\text{ghtautau}[a_, \text{chitata}_-, \text{Cab}_-, \text{tb}_-] := (g/2) (\text{mtau}/mW) (((-\text{Sin}[a] \text{tb})/\text{Sin}[\text{ArcTan}[\text{tb}]]) + (\text{Sqrt}[2] (\text{Cab}*\text{tb})/(g*\text{Sin}[\text{ArcTan}[\text{tb}]]) (mW/\text{mtau}) (\text{mtau}/\text{vev}*\text{chitata}))$
- $\text{gCH}[\text{tb}_-, \text{Cab}_-] := mW*\text{Sin}[\text{ArcTan}[\text{tb}] - (\text{ArcCos}[\text{Cab}] + \text{ArcTan}[\text{tb}])] + mZ/(2 \text{CW})\text{Cos}[2 \text{ArcTan}[\text{tb}]]\text{Sin}[\text{ArcTan}[\text{tb}] + (\text{ArcCos}[\text{Cab}] + \text{ArcTan}[\text{tb}])]$
- $\text{ghWW}[\text{sab}_-] := gW*mW*\text{sab}$
- $\text{ghZZ}[\text{sab}_-] := gZ*mZ*\text{sab}$

where a , Cab , tb , $\text{chitt}(\text{bb})$ and sab are identified with α , $\cos(\alpha - \beta)$, $\tan \beta$, $\chi_{tt(\text{bb})}$, $\sin(\alpha - \beta)$, respectively, in Eq. (3.8),

3. Later, we execute the instruction

```
RALL[
ghTT[ArcCos[Cab]+ArcTan[tb],chitt,Cab,tb],
ghbb[ArcCos[Cab]+ArcTan[tb],chibb,Cab,tb],
ghZZ[Sqrt[1-Cab^2]],
ghWW[Sqrt[1-Cab^2]],
ghtautau[ArcCos[Cab]+ArcTan[tb],1,Cab,tb],
gCH[tb,Cab],600,Cab,-1,1,"cos(α - β)",tb,0.1,50,"tan β",
chitt,-10,10,"χtt",Abb,-10,10,"χbb",100000
];
```

Notice that we have made the following definition: $a = \text{ArcCos}[\text{Cab}] + \text{ArcTan}[\text{tb}]$

4. Once the random points have been generated (point 3), the command to plot them is the following

- $\text{PlotRALL}["\cos(\alpha - \beta)", "\tan \beta", "\chi_{tt}", "\chi_{bb}"],$

where $\mathbf{x1label} = "\cos(\alpha - \beta)", \mathbf{x2label} = "\tan \beta", \mathbf{x3label} = "\chi_{tt}"$ and $\mathbf{x4label} = "\chi_{bb}"$. Notice that in Eq. (4) the arguments are enclosed in quotes ("...").

After executing the instruction $\text{PlotRALL}[\dots]$, a menu will be displayed. If the user has selected the checkboxes as shown in Fig. 2, then the Fig. 3 will be generated.

Machine Learning

We have implemented algorithms of machine learning in **SpaceMath v.2.0** to generate specific Benchmark Points useful to evaluate the calculations of physical observables of interest. The

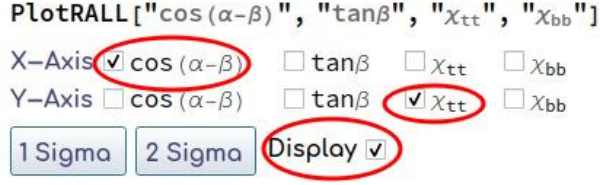


FIG. 2: In this menu the user select the plane to be plotted.

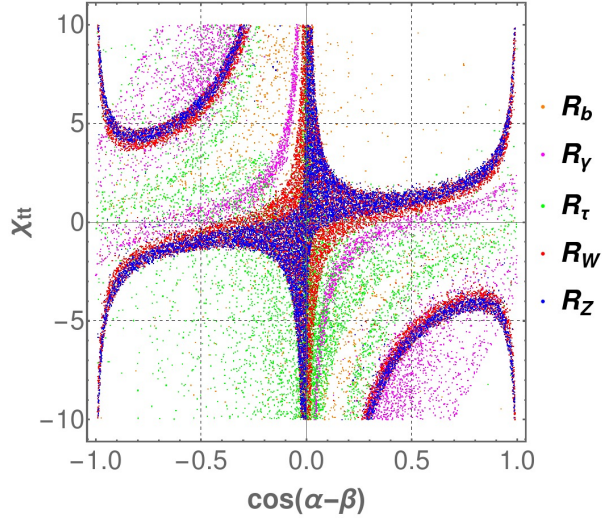


FIG. 3: Plot generated by SpaceMath v.2.0 via the command PlotRALL. Points orange (purple, green, red and blue) are the ones that satisfy \mathcal{R}_b (\mathcal{R}_γ , \mathcal{R}_τ , \mathcal{R}_W and \mathcal{R}_Z).

algorithms included in SpaceMath v.2.0 are *Linear Regression*, *Decision Trees*, *Gaussian Process*, *Gradient Boosted Trees* and *Neural Networks*. Once the user has generated the random points through the instructions RX, the command that involve these algorithms is as follows.

$$\text{Ralgorithm}[x1label, x2label, x3label, x4label], \quad (3.9)$$

where algorithm \rightarrow LinearRegression, DecisionTrees, GaussianProcess, GradientBoostedTrees, NeuralNetworks.

We suggest using Rintersection as this considers the points that pass the test of all \mathcal{R}_X 's; the user also can use any RX of interest, though. In this way, in order to illustrate how SpaceMath with Machine Learning works, we consider Rintersection applied to the THDM-III:

- Rintersection[
gh $_{tt}$ [ArcCos[Cab]+ArcTan[tb], ch $_{tt}$, Cab, tb],
gh $_{bb}$ [ArcCos[Cab]+ArcTan[tb], ch $_{bb}$, Cab, tb],

```

ghZZ[Sqrt[1-Cab2]],
ghWW[Sqrt[1-Cab2]],
ghtautau[ArcCos[Cab]+ArcTan[tb],1,Cab,tb],
gCH[tb,Cab],
600,
Cab,-1,1,"cos(α - β)",
tb,0.1,50,"tan β",
chitt,-2,1,"χtt",
chibb,-1,2,"χbb",
500000000
].

```

To plot the points generated via the command `Rintersection[...]` the user can use the instruction:

- `PlotRintersection["cos(α - β)", "tan β", "χtt", "χbb"],`

whose output will be a graph as shown in Fig (4) Meanwhile, the instruction to generate the

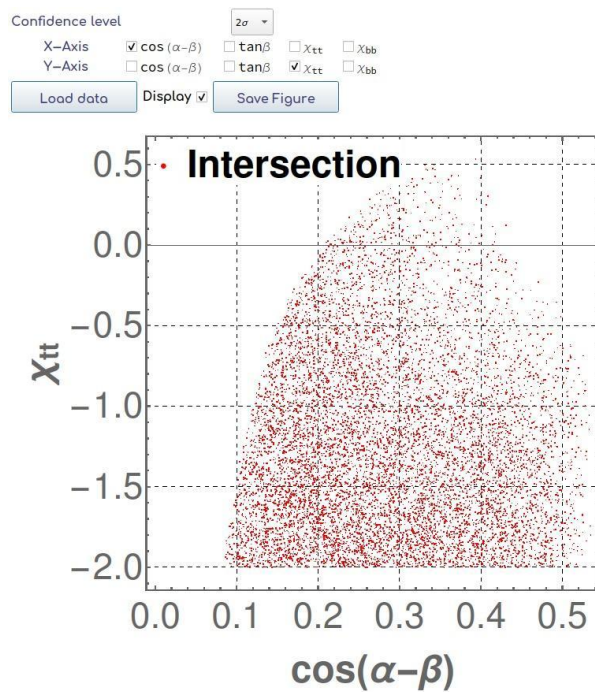


FIG. 4: Plot generated by SpaceMath v.2.0 via the command `PlotRintersection`.

Benchmark Points by the different Machine Learning methods are the following:

- `RLinearRegression["cos($\alpha - \beta$)", "tan β ", " χ_{tt} ", " χ_{bb} "],`
- `RDecisionTrees["cos($\alpha - \beta$)", "tan β ", " χ_{tt} ", " χ_{bb} "],`
- `RGradientBoostedTrees["cos($\alpha - \beta$)", "tan β ", " χ_{tt} ", " χ_{bb} "],`
- `RNeuralNetworks["cos($\alpha - \beta$)", "tan β ", " χ_{tt} ", " χ_{bb} "],`
- `RGaussianProcess["cos($\alpha - \beta$)", "tan β ", " χ_{tt} ", " χ_{bb} "].`

The Benchmark Points found are given in Table III.

TABLE III: Benchmark Points predicted by the Machine Learning. algorithms

Method	$\cos(\alpha - \beta)$	$\tan \beta$	χ_{tt}	χ_{bb}
Linear Regression	0.2865	0.2619	-1.2418	0.7503
Decision Trees	0.2858	0.2610	-1.2473	0.7630
Gradient Boosted Trees	0.2858	0.2642	-1.2675	0.7547
Neural Networks	0.2820	0.2640	-1.1226	0.7637

Lepton Flavor Violating processes

$h \rightarrow \ell_i \ell_j$ decay

The command to generate the parameter space allowed by the experimental measurement on the $BR(h \rightarrow \ell_i \ell_j)$ is the following

$$\text{hlilj}[\text{ghlilj}_-, \text{x1}_-, \text{x1min}_-, \text{x1max}_-, \text{x1label}_-, \text{x2}_-, \text{x2min}_-, \text{x2max}_-, \text{x2label}_-, \text{x3}_-, \text{x3min}_-, \text{x3max}_-, \text{x3label}_-, \text{x4}_-, \text{x4min}_-, \text{x4max}_-, \text{x4label}_-, \text{NN}_-], \quad (3.10)$$

where `ghlilj` stands for the $h\ell_i\ell_j$ coupling, while the rest of the parameters are defined in Table II. The command `hlilj` in Eq. (3.10) exports an output file with values that agree with upper limits on $BR(h \rightarrow \ell_i \ell_j)$, its name is labeled as `hlilj.csv` and it will be saved in `$UserDocumentsDirectory`. The command to graph the data generated by the command in Eq. (3.10) is given by

$$\text{Plot}[\text{hlilj}[\text{x1label}_-, \text{x2label}_-, \text{x3label}_-, \text{x4label}_-] \quad (3.11)$$

Assuming the interactions shown in Eq.(3.8), the `SpaceMath` code (when $\ell_i = \tau$ and $\ell_j = \mu$) is given by

$$\text{hTauMu}[\text{ghtau}[\text{chitau}, \text{Cab}, \text{tb}], \text{Cab}, -1, 1, \text{"Cab"}, \text{tb}, 0.1, 50, \text{"tb"}]$$

$$\text{chitaumu}, 0, 1, \text{"chitaumu"}, \text{x4}, 0, 0, \text{"x4label"}, 10000], \quad (3.12)$$

where

$$\text{ghtauumu}[\text{chitaumu}, \text{Cab}, \text{tb}] = \frac{\cos(\alpha - \beta) \sqrt{m_\tau m_\mu}}{\sqrt{2} \cos \beta} \frac{\sqrt{m_\tau m_\mu}}{v} \chi_{\tau\mu} = \frac{\cos(\alpha - \beta) \tan \beta \sqrt{m_\tau m_\mu}}{\sqrt{2} \sin \beta} \frac{\sqrt{m_\tau m_\mu}}{v} \chi_{\tau\mu} \quad (3.13)$$

is the $h\tau\mu$ coupling that depends on the parameters to be constrained. Note that the $h\tau\mu$ coupling depends only on three parameters, namely, $\text{x1}=\text{Cab}$, $\text{x2}=\text{tb}$, $\text{x3}=\text{chitaumu}$. In this case, the fourth parameter x4 is free, so it is recommended to set $\text{x4min}=0$ and $\text{x4max}=0$. Again, to plot the data we use the command in Eq. (3.11).

$$\text{PlotHTauMu}[\text{"cos}(\alpha - \beta)\text{"}, \text{"tan } \beta\text{"}, \text{"}\chi_{\tau\mu}\text{"}, \text{" "}], \quad (3.14)$$

Notice that the instruction (3.11) works as the command (4).

Figure 5 shows the plot generated by executing the command in Eq. (3.14).

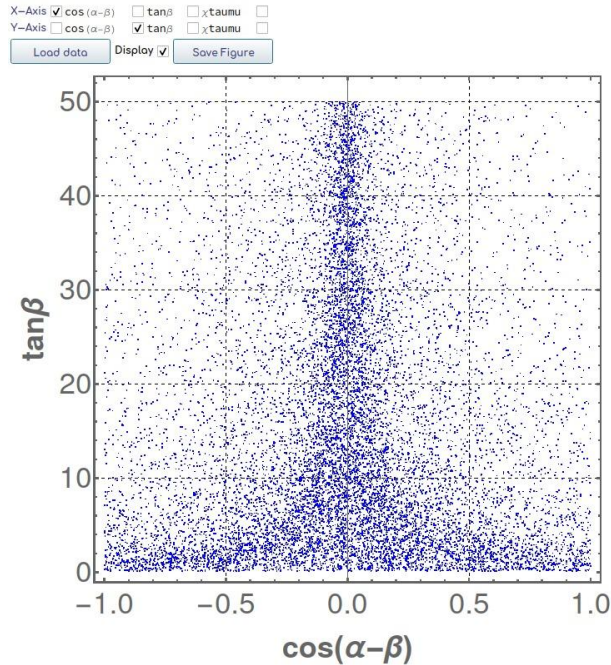


FIG. 5: Graph generated by SpaceMath v.2.0 via the instruction in Eq. (3.14).

$\ell_i \rightarrow \ell_j \gamma$ decays

As far as the $\ell_i \rightarrow \ell_j \gamma$ decays are concerned, the command to generate the parameter space allowed by current upper bounds on $\text{BR}(\tau \rightarrow \mu \gamma)$ (see Table I) reads

$$\begin{aligned} & \text{TauMuGamma}[\text{ghtaumu}_-, \text{ghtautau}_-, \text{gAtaumu}_-, \text{gAtautau}_-, \text{gHtaumu}_-, \text{gHtataumu}_-, \\ & \text{ghtt}_-, \text{gHtt}_-, \text{gAtt}_-, \text{mH}_-, \text{mA}_-, \text{x1}_-, \text{x1min}_-, \text{x1max}_-, \text{x1label}_-, \text{x2}_-, \text{x2min}_-, \text{x2max}_-, \\ & \text{x2label}_-, \text{x3}_-, \text{x3min}_-, \text{x3max}_-, \text{x3label}_-, \text{x4}_-, \text{x4min}_-, \text{x4max}_-, \text{x4label}_-, \text{NN}_-], \end{aligned} \quad (3.15)$$

where PHItaumu , PHItautau , PHItt are the $\Phi\tau\mu$, $\Phi\tau\tau$ and Φtt couplings, respectively. The command in Eq. (3.15) exports an output file (`TauMuGamma.csv`) to `$UserDocumentsDirectory` with values in accordance with the upper bounds on $\text{BR}(\ell_i \rightarrow \ell_j \gamma)$ (see Table I).

To analyze the model parameter space via $\mu \rightarrow e \gamma$ users must make replacements

$$\begin{aligned} & \text{TauMuGamma} \rightarrow \text{MuEGamma}, \\ & \text{gPHItaumu} \rightarrow \text{gPHImue}, \quad \text{gPHItautau} \rightarrow \text{gPHImumu}, \end{aligned}$$

where $\text{PHI} = \text{h}, \text{H}, \text{A}$. And analogously for the $\tau \rightarrow e \gamma$ decay

$$\begin{aligned} & \text{TauMuGamma} \rightarrow \text{TauEGamma}, \\ & \text{gPHItaumu} \rightarrow \text{gPHItaue}. \end{aligned}$$

To generate the corresponding plot of the parameters space we use

$$\text{PlotLiLjGamma}[\text{x1label}, \text{x2label}, \text{x3label}, \text{x4label}]. \quad (3.16)$$

For the particular case when $\text{Li} = \tau$ and $\text{Lj} = \mu$, the specific instruction to follow is

$$\text{PlotTauMuGamma}["\chi_{\tau\mu}", "\chi_{\tau\tau}", " ", " "]. \quad (3.17)$$

The procedure for analyzing the observables $\ell_i \rightarrow \ell_j \ell_k \bar{\ell}_k$ and δa_μ is similar to the previous instructions. User can follow the path in 3.18 to see preloaded examples in `SpaceMath v.2.0`.

$$\begin{aligned} & \text{Tau3Mu}[\dots] \rightarrow \text{SpaceMath-2.0} \rightarrow \text{Observables} \rightarrow \text{LFV} \rightarrow \text{Tau3Mu}, \\ & \text{muonAMDM}[\dots] \rightarrow \text{SpaceMath-2.0} \rightarrow \text{Observables} \rightarrow \text{LFV} \rightarrow \text{muonAMDM}. \end{aligned} \quad (3.18)$$

TABLE IV: First column: THDM-I, -II couplings. Second column: coupling defined in `SpaceMath` (`v(V)=`, `z(Z)`, `w(W)`). Third column: `SpaceMath` code.

Coupling	Input to <code>SpaceMath</code>	Command κ_i
$g_{hbb}^{THDM-I} = \frac{g m_b}{2m_W} \left(\frac{\cos \alpha}{\sin \beta} \right)$	<code>ghbb[Sa.,Tb.,Cb.]:=g*mb*Sqrt[1-Sa^2]/(2*mW*Tb*Cb)</code>	<code>kb[ghbb[Sa,Tb,Cos[ArcTan[Tb]]]]</code>
$g_{hbb}^{THDM-II} = \frac{g m_b}{2m_W} \left(\frac{-\sin \alpha}{\cos \beta} \right)$	<code>ghbb[Sa.,Tb.,Sb.]:=-g*mb*Sa*Tb/(2*mW*Sb)</code>	<code>kb[ghbb[Sa,Tb,Sin[ArcTan[Tb]]]]</code>
$g_{hVV}^{THDM-I,-II} = g_V m_V \sin(\beta - \alpha)$	<code>ghVV[Tb.,Cb.,Sb.,Sa.]:=((Tb*Cb*Sqrt[1-Sa^2])-(Sb/Tb*Sa))*(gV*mV)</code>	<code>kV[ghVV[Tb, Cos[ArcTan[Tb]], Sin[ArcTan[Tb]], Sa]]</code>

IV. VALIDATION

In order to validate `SpaceMath v.2.0`, we apply the coupling modifiers κ_i defined in eq. (2.3) to the Two-Higgs Doublet Model of Type I and II (THDM-I, II). In Ref. [41] are reported κ_b and κ_V in the context of these models. To reproduce these results via `SpaceMath v.2.0` the only we need to know are the model couplings, which are given in Table V. The commands to evaluate κ_b and κ_V are displayed in Table IV.

We have defined $Sa \equiv \sin \alpha$, $Tb \equiv \tan \beta$, $Cb \equiv \cos \beta$, $Sb \equiv \sin \beta$ are free parameters of THDM-I, -II. In addition, we have used the relations $\tan \beta = \frac{\sin \beta}{\cos \beta}$, $\sin(\beta - \alpha) = \sin \beta \cos \alpha - \cos \beta \sin \alpha$. The commands `kb` and `kV` can be directly evaluated by introducing values for `Sa`, `Tb`, `Cb`, or since `SpaceMath` is hosted in `Mathematica`, we can use its commands to graph. For this example we use:

- `ContourPlot[kb[ghbb[Sa,Tb,Cos[ArcTan[Tb]]]]^2,{Sa,-1,1},{Tb,0,20}]`,
- `ContourPlot[kV[ghVV[Tb,Cos[ArcTan[Tb]],Sin[ArcTan[Tb]],Sa]]^2,{Sa,-1,1},{Tb,0,20}]`,

which generate the graphs displayed in Figs. 6, 7 and 8. The codes that generate these graphs can be found in the "Examples" directory, whose path is:

`$SpaceMath/Examples/Validation_RX/SPACEMATH_RX-Validation-THDM.nb`

or click on the link "Examples" once `SpaceMath` was loaded.

In addition, we also show in Fig. 9 the THDM-I, -II, Lepton Specific and Flipped parameter spaces in the $\cos(\beta - \alpha) - \tan \beta$ plane. Again, couplings are shown in Table V. We compare our results with the ones reported by authors of Ref. [?]. In these graphs we perform a χ^2 test which is defined as follows:

$$\chi^2 = \sum_{i=1}^n \left(\frac{O_i - E_i}{\sigma_i} \right)^2, \quad (4.1)$$

where O_i and E_i are the observed and expected values, respectively, and σ_i indicates uncertainty. The command for plot these figures is:

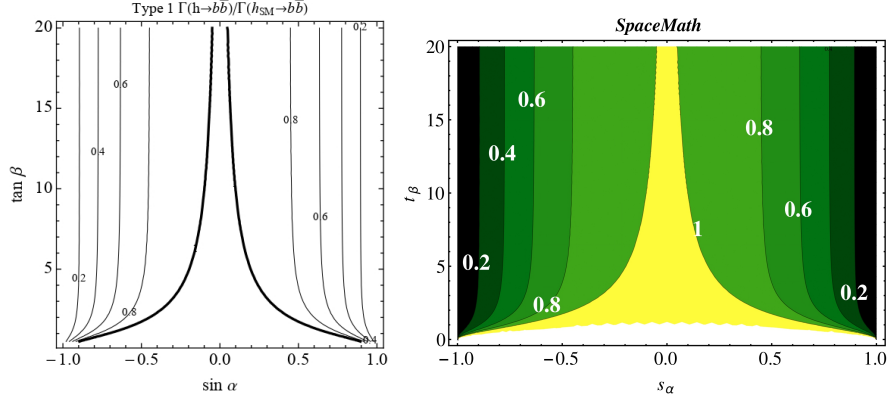


FIG. 6: Contours of $\Gamma(h \rightarrow b\bar{b})/\Gamma(h_{SM} \rightarrow b\bar{b})$ for the SM-like Higgs boson as a function of $\sin \alpha$ and $\tan \beta$ in Type 1 THDM. Left: figure taken from [41] and Right: figure generated by SpaceMath v.2.0.

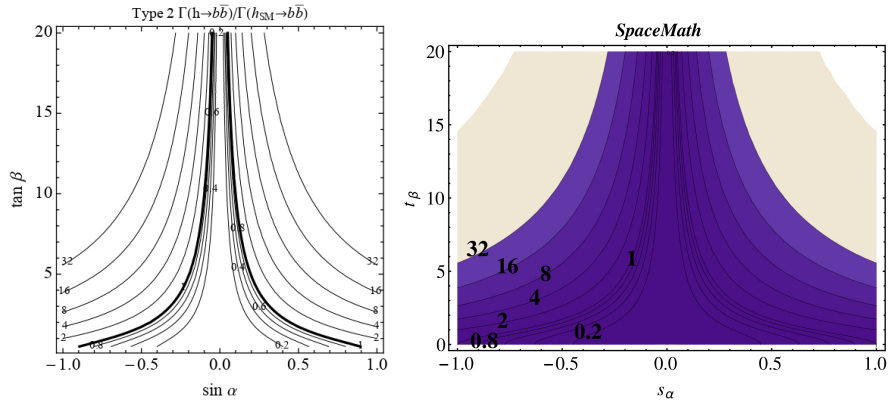


FIG. 7: Contours of $\Gamma(h \rightarrow b\bar{b})/\Gamma(h_{SM} \rightarrow b\bar{b})$ for the SM-like Higgs boson as a function of $\sin \alpha$ and $\tan \beta$ in Type 2 THDM. Left: figure taken from [41] and Right: figure generated by SpaceMath v.2.0.

```
Chi2Rx95[ghtt[-ArcCos[Cab] + ArcTan[tb], tb],ghbb[-ArcCos[Cab] + ArcTan[tb], tb],
ghtautil[-ArcCos[Cab] + ArcTan[tb], tb], ghZZ[Sqrt[1 - Cab^2]],ghWW[Sqrt[1 - Cab^2]], 0, 2000, Cab, tb];
Chi2Rx68[ghtt[-ArcCos[Cab] + ArcTan[tb], tb],ghbb[-ArcCos[Cab] + ArcTan[tb], tb],
ghtautil[-ArcCos[Cab] + ArcTan[tb], tb],ghZZ[Sqrt[1 - Cab^2]],ghWW[Sqrt[1 - Cab^2]], 0, 2000, Cab, tb]
```

Complete instructions can be found at:
 \$SpaceMath/Examples/Validation_RX/SPACEMATH_RX-Validation-THDM-Chi2Rx.nb.

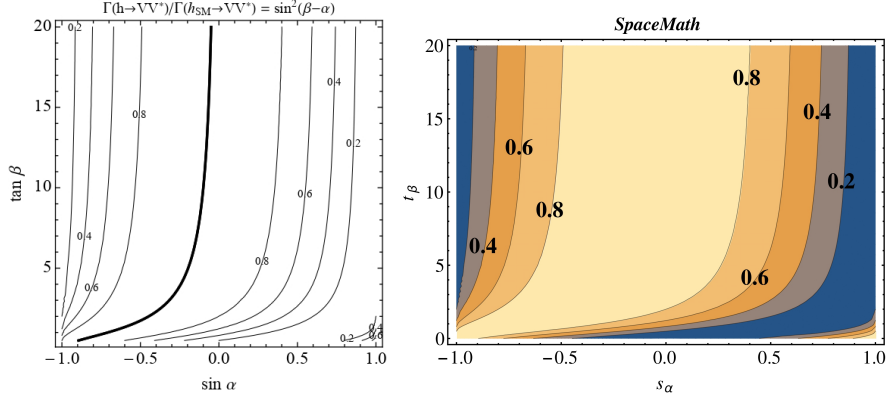


FIG. 8: Contours of $\Gamma(h \rightarrow VV^*)/\Gamma(h_{SM} \rightarrow VV^*)$ for the SM-like Higgs boson as a function of $\sin \alpha$ and $\tan \beta$ in any of the THDMs. Left: figure taken from [41] and Right: figure generated by SpaceMath v.2.0.

TABLE V: THDM's hff and hVV couplings.

Coupling	THDM-I	THDM-II	THDM-Lepton Specific	THDM-Flipped
hVV	$\sin(\beta - \alpha)$	$\sin(\beta - \alpha)$	$\sin(\beta - \alpha)$	$\sin(\beta - \alpha)$
$hu_i u_i$	$\cos \alpha / \sin \beta$	$\cos \alpha / \sin \beta$	$\cos \alpha / \sin \beta$	$\cos \alpha / \sin \beta$
$hd_i d_i$	$\cos \alpha / \sin \beta - \sin \alpha / \cos \beta$	$\cos \alpha / \sin \beta$	$\cos \alpha / \sin \beta$	$-\sin \alpha / \cos \beta$
$hl_i l_i$	$\cos \alpha / \sin \beta - \sin \alpha / \cos \beta$	$-\sin \alpha / \cos \beta$	$-\sin \alpha / \cos \beta$	$\cos \alpha / \sin \beta$

We can observe slight differences between the graphs generated via SpaceMath v.2.0 and those of the Gfitter group, this is due to two sources: 1) The experimental data that SpaceMath considers are the most recent and 2) the Gfitter team includes all production modes of the Higgs boson. Here, it is worth mentioning that even though SpaceMath v.2.0 only has gluon fusion production implemented, our results are highly similar, this may be because it is the dominant channel for the production of the higgs boson.

Finally, we shown in Table VI a comparison between our numerical evaluations and those made via HDecay package [23], which the branching ratios of the Higgs boson decaying to pair of particles ($b\bar{b}$, $s\bar{s}$, $c\bar{c}$, $t\bar{t}$, $\tau^+\tau^-$, $\mu^+\mu^-$, gg , $\gamma\gamma$, $Z\gamma$, W^+W^- , ZZ) in the theoretical framework of the THDM-I are shown. Again, the Feynman rules needed for evaluations are shown in Table V, where it can be seen that only two parameters are introduced. We take the same inputs for these free THDM-I parameters as in Ref. [23], namely,

- $\tan \beta = 1.29775$,

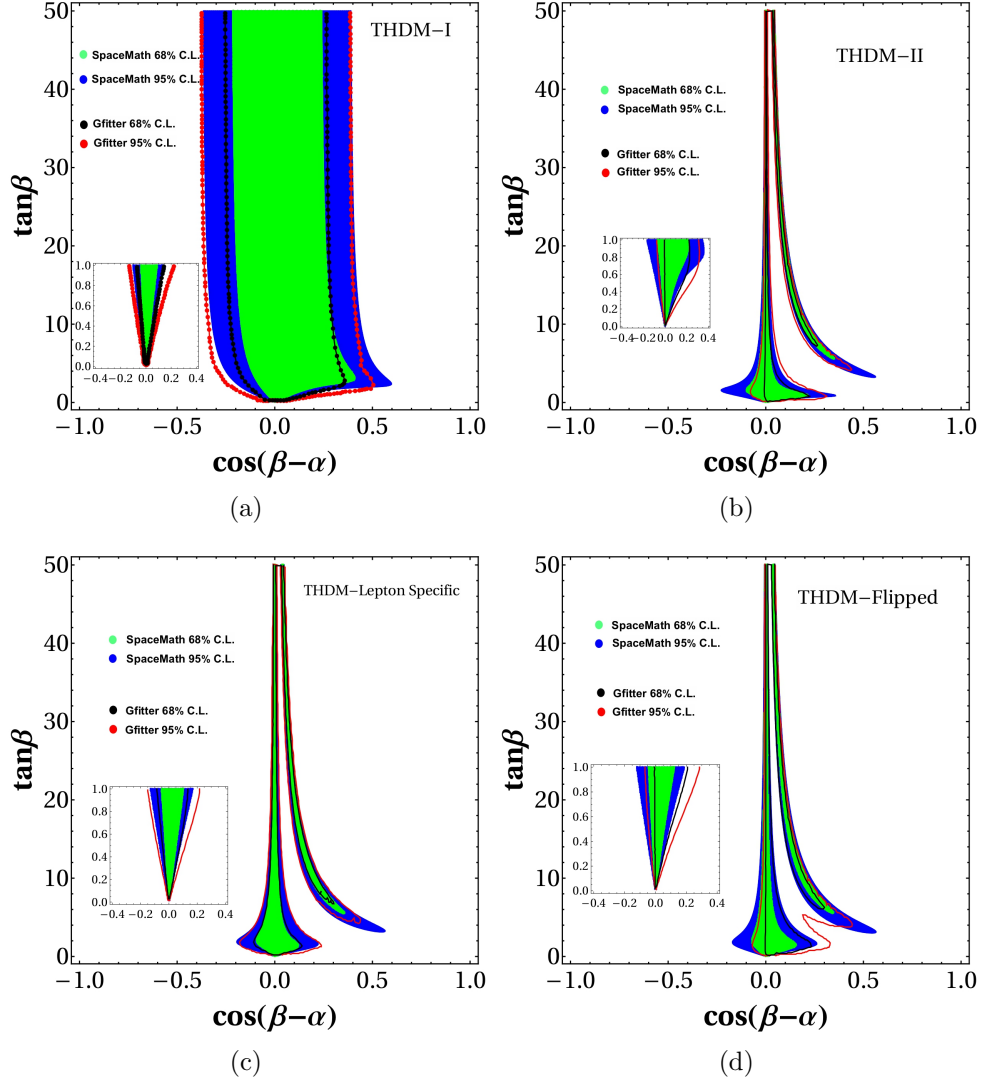


FIG. 9: Plane $\cos(\beta - \alpha) - \tan\beta$ for different versions of THDM's: (a) Type I, (b) Type II, (c) Lepton Specific, (d) Flipped. The plots were generated in SpaceMath v.2.0.

- $\alpha = -0.684653$,

and we also consider a Higgs boson mass of $m_h = 125.09$ GeV.

TABLE VI: Comparison of numerical evaluations computed by `SpaceMath v1.0` and `HDecay`. The theoretical framework used is the THDM-I, whose Feynman rules are shown in Table V. Results in brackets are those generated via `SpaceMath V.2.0`.

$\mathcal{BR}(h \rightarrow b\bar{b})$	$\mathcal{BR}(h \rightarrow \tau\tau)$	$\mathcal{BR}(h \rightarrow \mu\mu)$	$\mathcal{BR}(h \rightarrow s\bar{s})$	$\mathcal{BR}(h \rightarrow c\bar{c})$	$\mathcal{BR}(h \rightarrow t\bar{t})$
0.6080 (0.6080)	0.6542 (0.6542) $\times 10^{-1}$	0.2316 (0.2316) $\times 10^{-3}$	0.2294 (0.2294) $\times 10^{-3}$	0.2653(0.2653) $\times 10^{-1}$	0 (0)
$\mathcal{BR}(h \rightarrow gg)$	$\mathcal{BR}(h \rightarrow \gamma\gamma)$	$\mathcal{BR}(h \rightarrow Z\gamma)$	$\mathcal{BR}(h \rightarrow WW)$	$\mathcal{BR}(h \rightarrow ZZ)$	
0.7041 (0.7041) $\times 10^{-1}$	0.2126 (0.2126) $\times 10^{-2}$	0.1458 (0.1458) $\times 10^{-2}$	0.2005 (0.2005)	0.2507 (0.2507) $\times 10^{-1}$	
$\mathcal{BR}(h \rightarrow AA)$	$\mathcal{BR}(h \rightarrow AZ)$	$\mathcal{BR}(h \rightarrow W \pm h\mp)$	$\mathcal{BR}(h \rightarrow h + h-)$	Γ_h^{tot}	
0 (0)	0 (0)	0 (0)	0 (0)	0.4248 (0.4248) $\times 10^{-2}$ GeV	

In Table VI, the quantities in brackets are the results generated via `SpaceMath`. We observe that our results are identical to those `HDecay`, which is to be expected since we actually reproduced the relevant expressions of the decay widths of the Higgs boson reported in Ref. [42].

V. CONCLUSIONS

We have introduced a `Mathematica` package called `SpaceMath v.2.0` which generates parameter spaces of Standard Model extensions that are in agreement with current experimental measurements. The physical observables considered in this version are LHC Higgs boson data (and its projections for HL-LHC and HE-LHC) and Lepton Flavor Violating processes. `SpaceMath v.2.0` complements the previous version by implementing Machine Learning algorithms, namely, *Linear Regression*, *Decision Trees*, *Gradient Boosted Trees*, *Neural Networks* and *Gaussian Process*, which will help us predict Benchmark Points to be used directly in evaluations of calculations of physical observables. We show in detail how `SpaceMath v.2.0` works by applying it to the Two-Higgs Doublet Model of type III.

ACKNOWLEDGMENTS

The work of Marco A. Arroyo-Ureña and T. Valencia-Pérez is supported by “Estancias posdoctorales por México (CONAHCYT)” and “Sistema Nacional de Investigadores” (SNI-CONAHCYT). We also thank Dr. Olga Felix and her team for the computer resources and technical advice. T.V.P thanks to Dr. Myriam Mondragón for her valuable suggestions during the development of this research work.

Appendix A: Remote connection

Requirements to remote connection:

- Mathematica version: 12.0.++
- PowerShell (windows).

Steps to connect to server “Negrito”.

1. Open a terminal and type `$ ssh spacemathuser@148.228.14.13 -Y`.
2. Enter password: `spacemath`
3. Type `mathematicaX`, where X=12,13 represents the Mathematica version.
4. Enjoy SpaceMath v.2.0 package.

-
- [1] G. Aad et al. (ATLAS Collaboration), Phys. Lett. B 716, 1 (2012).
 - [2] S. Chatrchyan et al. (CMS Collaboration), Phys. Lett. B 716, 30 (2012).
 - [3] N. Arkani-Hamed, A. G. Cohen, E. Katz, and A. E. Nelson. The Lightest Higgs. *JHEP*, 07:034, 2002.
 - [4] Nima Arkani-Hamed, Andrew G. Cohen, and Howard Georgi. Electroweak symmetry breaking from dimensional deconstruction. *Phys. Lett.*, B513:232–240, 2001.
 - [5] Paul H. Frampton and Sheldon L. Glashow. Chiral color: An alternative to the standard model. *Physics Letters B*, 190(1):157 – 161, 1987.
 - [6] Howard Georgi and Marie Machacek. Doubly charged higgs bosons. *Nuclear Physics B*, 262(3):463 – 477, 1985.
 - [7] Haim Harari. A Schematic Model of Quarks and Leptons. *Phys. Lett.*, 86B:83–86, 1979.
 - [8] Haim Harari and Nathan Seiberg. The Rishon Model. *Nucl. Phys.*, B204:141–167, 1982.
 - [9] Gordon Kane, John F. Gunion, Howard E. Haber and Sally Dawson. *The Higgs Hunter’s Guide*. Frontiers in Physics, 80. Westview Press, 2000.
 - [10] Hironari Miyazawa. Baryon Number Changing Currents*. *Progress of Theoretical Physics*, 36(6):1266–1276, 12 1966.
 - [11] Rabindra N. Mohapatra and Jogesh C. Pati. Left-Right Gauge Symmetry and an Isoconjugate Model of CP Violation. *Phys. Rev.*, D11:566–571, 1975.
 - [12] Jogesh C. Pati and Abdus Salam. Lepton number as the fourth “color”. *Phys. Rev. D*, 10:275–289, Jul 1974.

- [13] A.M. Polyakov. Quark confinement and topology of gauge theories. *Nuclear Physics B*, 120(3):429–458, 1977.
- [14] Lisa Randall and Raman Sundrum. A Large mass hierarchy from a small extra dimension. *Phys. Rev. Lett.*, 83:3370–3373, 1999.
- [15] Leonard Susskind. Dynamics of spontaneous symmetry breaking in the weinberg-salam theory. *Phys. Rev. D*, 20:2619–2625, Nov 1979.
- [16] S. Weinberg. Implications of dynamical symmetry breaking: An addendum. *Phys. Rev. D*, 19:1277–1280, Feb 1979.
- [17] M. A. Arroyo-Ureña, R. Gaitan, R. Martinez and J. H. Montes de Oca Yemha, “Dark matter in Inert Doublet Model with one scalar singlet and $U(1)_X$ gauge symmetry,” *Eur. Phys. J. C* **80** (2020) no.8, 788 doi:10.1140/epjc/s10052-020-8316-9 [arXiv:1907.08231 [hep-ph]].
- [18] M. A. Arroyo-Ureña, J. L. Diaz-Cruz, B. O. Larios-López and M. A. P. de León, “A private SUSY 4HDM with FCNC in the up-sector,” *Chin. Phys. C* **45** (2021) no.2, 023118 doi:10.1088/1674-1137/abcfae [arXiv:1901.01304 [hep-ph]].
- [19] Yang Zhang EasyScanHEP collaboration. Easyscanhep, 2017.
- [20] Florian Bernlochner Sanjay Bloor Torsten Bringmann Andy Buckley Marcin Chruszcz Jan Conrad Jonathan M. Cornell Joakim Edsjö Ben Farmer Andrew Fowlie Tomas Gonzalo Julia Harz Sebastian Hoof Paul Jackson Felix Kahlhoefer Anders Kvellestad Nazila Mahmoudi Gregory Martinez James McKay Are Raklev Christopher Rogan Roberto Ruiz de Austri Pat Scott Nicola Serra Roberto Trotta Christoph Weniger Martin White Sebastian Wild Peter Athron, Csaba Balázs. Gambit, 2017.
- [21] Manuel Drees Herbert Dreiner Florian Domingo Jong Soo Kim Frederic Ponzca Krzysztof Rolbiecki Roberto Ruiz de Austri Liangliang Shang Jamie Tattersall Simon Zeren Wang Thorsten Weber Yuanfang Yue Daniel Dercks, Nishita Desai. Checkmate, 2014.
- [22] M. Mühlleitner, M. O. P. Sampaio, R. Santos and J. Wittbrodt, “ScannerS: Parameter Scans in Extended Scalar Sectors,” [arXiv:2007.02985 [hep-ph]].
- [23] A. Djouadi, J. Kalinowski, M. Muehlleitner and M. Spira, “HDECAY: Twenty₊₊ years after,” *Comput. Phys. Commun.* **238** (2019), 214-231 doi:10.1016/j.cpc.2018.12.010 [arXiv:1801.09506 [hep-ph]].
- [24] J. De Blas, D. Chowdhury, M. Ciuchini, A. M. Coutinho, O. Eberhardt, M. Fedele, E. Franco, G. Grilli Di Cortona, V. Miralles and S. Mishima, *et al.* “HEPfit: a code for the combination of indirect and direct constraints on high energy physics models,” *Eur. Phys. J. C* **80** (2020) no.5, 456 doi:10.1140/epjc/s10052-020-7904-z [arXiv:1910.14012 [hep-ph]].
- [25] H. Flacher, M. Goebel, J. Haller, A. Hocker, K. Monig and J. Stelzer, “Revisiting the Global Electroweak Fit of the Standard Model and Beyond with Gfitter,” *Eur. Phys. J. C* **60** (2009), 543-583 [erratum: *Eur. Phys. J. C* **71** (2011), 1718] doi:10.1140/epjc/s10052-009-0966-6 [arXiv:0811.0009 [hep-ph]].
- [26] R. L. Workman *et al.* [Particle Data Group], *PTEP* **2022**, 083C01 (2022) doi:10.1093/ptep/ptac097

- [27] R. Harnik, J. Kopp and J. Zupan, *JHEP* **03** (2013), 026 doi:10.1007/JHEP03(2013)026 [arXiv:1209.1397 [hep-ph]].
- [28] G. Blankenburg, J. Ellis and G. Isidori, *Phys. Lett. B* **712** (2012), 386-390 doi:10.1016/j.physletb.2012.05.007 [arXiv:1202.5704 [hep-ph]].
- [29] G. C. Branco, P. M. Ferreira, L. Lavoura, M. N. Rebelo, M. Sher and J. P. Silva, “Theory and phenomenology of two-Higgs-doublet models,” *Phys. Rept.* **516** (2012) 1 doi:10.1016/j.physrep.2012.02.002 [arXiv:1106.0034 [hep-ph]].
- [30] F. J. Botella, G. C. Branco and M. N. Rebelo, “Minimal Flavour Violation and Multi-Higgs Models,” *Phys. Lett. B* **687** (2010) 194 doi:10.1016/j.physletb.2010.03.014 [arXiv:0911.1753 [hep-ph]].
- [31] F. J. Botella, G. C. Branco, M. Nebot and M. N. Rebelo, “Flavour Changing Higgs Couplings in a Class of Two Higgs Doublet Models,” *Eur. Phys. J. C* **76** (2016) no.3, 161 doi:10.1140/epjc/s10052-016-3993-0 [arXiv:1508.05101 [hep-ph]].
- [32] M. A. Arroyo-Ureña, J. L. Diaz-Cruz, E. Díaz and J. A. Orduz-Ducuaara, “Flavor violating Higgs signals in the Texturized Two-Higgs Doublet Model (THDM-Tx),” *Chin. Phys. C* **40**, no. 12, 123103 (2016) doi:10.1088/1674-1137/40/12/123103 [arXiv:1306.2343 [hep-ph]].
- [33] J. Lorenzo Díaz-Cruz, “The Higgs profile in the standard model and beyond,” *Rev. Mex. Fis.* **65**, no. 5, 419 (2019) doi:10.31349/RevMexFis.65.419 [arXiv:1904.06878 [hep-ph]].
- [34] J. Hernandez-Sanchez, S. Moretti, R. Noriega-Papaqui and A. Rosado, “Off-diagonal terms in Yukawa textures of the Type-III 2-Higgs doublet model and light charged Higgs boson phenomenology,” *JHEP* **1307**, 044 (2013) doi:10.1007/JHEP07(2013)044 [arXiv:1212.6818 [hep-ph]].
- [35] J. E. Barradas Guevara, F. C. Cazarez Bush, A. Cordero Cid, O. Felix Beltran, J. Hernandez Sanchez and R. Noriega Papaqui, “Implications of Yukawa Textures in the decay $H^+ \rightarrow W^+\gamma$ within the 2HDM-III,” *J. Phys. G* **37**, 115008 (2010) doi:10.1088/0954-3899/37/11/115008 [arXiv:1002.2626 [hep-ph]].
- [36] A. Cordero-Cid, O. Felix-Beltran, J. Hernandez-Sanchez and R. Noriega-Papaqui, “Implications of Yukawa texture in the charged Higgs boson phenomenology within 2HDM-III,” *PoS CHARGED* **2010**, 042 (2010) doi:10.22323/1.114.0042 [arXiv:1105.4951 [hep-ph]].
- [37] M. Gomez-Bock and R. Noriega-Papaqui, “Flavor violating decays of the Higgs bosons in the THDM-III,” *J. Phys. G* **32**, 761 (2006) doi:10.1088/0954-3899/32/6/002 [hep-ph/0509353].
- [38] M. Arroyo-Ureña and E. Díaz, “Dipole moments of charged leptons in the THDM-III with Textures,” *J. Phys. G* **43**, no. 4, 045002 (2016) doi:10.1088/0954-3899/43/4/045002 [arXiv:1508.05382 [hep-ph]].
- [39] M. A. Arroyo-Ureña, R. Gaitán-Lozano, E. A. Herrera-Chacón, J. H. Montes de Oca Y. and T. A. Valencia-Pérez, “Search for the $t \rightarrow ch$ decay at hadron colliders,” *JHEP* **1907**, 041 (2019) doi:10.1007/JHEP07(2019)041 [arXiv:1903.02718 [hep-ph]].
- [40] M. A. Arroyo-Ureña, T. A. Valencia-Pérez, R. Gaitán, J. H. Montes De Oca and A. Fernández-Téllez, “Flavor-changing decay $h \rightarrow \tau\mu$ at super hadron colliders,” arXiv:2002.04120 [hep-ph].

- [41] N. Craig and S. Thomas, “Exclusive Signals of an Extended Higgs Sector,” *JHEP* **1211**, 083 (2012) doi:10.1007/JHEP11(2012)083 [arXiv:1207.4835 [hep-ph]].
- [42] A. Djouadi, “The Anatomy of electro-weak symmetry breaking. I: The Higgs boson in the standard model,” *Phys. Rept.* **457** (2008), 1-216 doi:10.1016/j.physrep.2007.10.004 [arXiv:hep-ph/0503172 [hep-ph]].