

# Mean-Field Solution for Critical Behavior of Signed Networks in Competitive Balance Theory

R. Masoumi, F. Oloomi, A. Kargaran, A. Hosseiny,\* and G.R. Jafari†  
*Department of Physics, Shahid Beheshti University, G.C., Evin, Tehran 19839, Iran*  
(Dated: December 30, 2021)

Competitive balance model has been proposed as an extension to the balance model to address the conflict of interests in signed networks [1]. In this model two different paradigms compete with each other due to the competitive interests to dominate the system and impose their own values. Using mean-field solution method in this paper, we examine the thermal behavior of the competitive balance model. Our results show that under a certain temperature, the symmetry between two competitive interests will spontaneously break which leads to a discrete phase transition. So, starting with a heterogeneous signed network, if agents aim to ultimately decrease tension stemming from balance theory, evolution ultimately chooses only one of the existing interests and stability arises where one paradigm dominates the network. The critical temperature depends linearly on the number of nodes, which was a linear dependence in the thermal balance theory as well. Finally the results obtained through the mean-field theory are verified by a series of simulations.

## I. INTRODUCTION

Balance theory in its original form is based on triplet interaction in an homogeneous signed network. Recently, the balance model has been modified to address heterogeneity in the real world [2–4]. In this regard, the Competitive Balance Model has been proposed as an extension of the balanced model to emphasize the conflict of interests in formation of balance in real societies [1]. In this paper we aim to study the Competitive Balance Model in the presence of thermal fluctuations.

The study of signed networks originally dates back to the 1940's when Heider proposed the balance theory as a psychological hypothesis for the first time [5]. He explains the causes of conflict in a triplet relationship. According to this theory, a triplet relationship is balanced if all its relations are friendly or two friends have a common enemy, otherwise imbalanced. Cartwright and Harary [6] went beyond the conceptual framework of Heider's psychological theory and presented it in a graph-theoretic model. It has been stated that a signed graph is structurally balanced if all its triads are balanced, if not the graph is unbalanced. This later led to Antal et al. [7] proposing two distinguished discrete dynamics, based on introducing a Hamiltonian. Then Kulakowski established a continuous time model by a set of differential equations, describing the evolution of relations, during time and figured out that the state of balance is always attainable in a finite time [8]. Following the continuous-time model of Kulakowski et al. analysis [9] revealed that depending on the initial density of friendship relations a phase transition is taken place from a bipolar state to utopia.

Indeed balance theory has been successfully applied to many field of science from international relations [10–

13], sociology [14–19], politics [20], Epidemic [21], ecology [22], to multi-layer networks [23]. Also remarkable studies has been carried out by examining the balance theory from the perspective of statistical physics [26–34].

We acknowledge that heterogeneity in types of relations plays a key role in describing the real world due to the different ideals, and the conflicting interest, co-existing in social networks, rising different desired states of balance is inevitable; for which Competitive Balanced Model has been introduced to study it [1].

In this model friendship or enmity can be originated from two different bases. An example from the real world is where coalitions and polarities between countries can have religious or political foundation. While in the Middle East, countries aim to define their relations with the West based on the political viewpoints or economical interests, within themselves they need to redefine communities and coalitions preferably based on religion. As a result, in such cases different paradigms or interests compete to define friendship and enmity and thereby compete to form coalitions. In the competitive balance model, two different paradigms or interests define two forms of friendship and enmity. Then, the paradigms compete with each other to form their own favorite state of balance. A Hamiltonian has been proposed which is symmetrical respect to both paradigms. Real and imaginary numbers have been utilized to denote different paradigms. In balance model of signed networks, links can choose either values  $+1$  or  $-1$  which stands for friendship or enmity. In the competitive balance model, links can choose a value from four numbers  $\pm 1, \mp i$  which indicates friendship or enmity based on the competitive paradigms. Evolution of the system has been studied in [1] in the absence of thermal fluctuations. It has been observed that though the system is symmetrical respect to both paradigms, still over the evolution the symmetry is broken and in the end one of the paradigms dominates the system.

In the absence of thermal fluctuations, the system tends to settle in the global minima of the energy landscape.

\* alihd22@gmail.com

† g\_jafari@sbu.ac.ir

But thermal fluctuations work in a way that disturbs this tendency and makes the entropy content of the system increase. There is a phase transition occurring when competition between the tendency toward energy minimization and entropy maximization is taking place. In this paper we aim to consider thermal fluctuations which are usually inevitable in real systems. In order to examine thermal fluctuations in the Competitive Balance Model, we used two approaches, concerning mean-field theory, and Monte-Carlo simulation. We show that the edge-edge correlation is a measure which indicate the state of the system. This variable results in two temperature dependent self-consistent equations, for which we can have one, three, five or seven simultaneously solutions. The discrete phase transition is observed for our model, and the stability of solutions or fixed points, depending on temperature, is being discussed. Finally, we confirm our analytical solutions via Monte-Carlo simulation.

## II. COMPETITIVE BALANCE MODEL

Competitive Balance Model, an extended adaptation of structural balance theory, is build on triplet interactions in heterogeneous signed networks with two different causes of friendship and hostility. The structural balance model in its pure form is based on one type of relation which are labeled with +1 as friendship and -1 as hostility. In Competitive Balance Model we consider the evolution of a sign network regarding two different types of relations as two distinguished concepts of friendship and hostility which are signified by  $\pm 1$  and  $\mp i$  respectively. Inspired by structural balance theory the Hamiltonian of competitive balanced model is defined as follows:

$$-\mathcal{H} = \Re \left[ \sum_{i,j,k} \sigma_{ij} \sigma_{jk} \sigma_{ki} \right] + \Im \left[ \sum_{i,j,k} \sigma_{ij} \sigma_{jk} \sigma_{ki} \right], \quad (1)$$

where  $\sigma_{ij} = \{\pm 1, \mp i\}$  indicates the edge between nodes  $i$  and  $j$ , also  $\Re[\dots]$  and  $\Im[\dots]$  are real and imaginary part for sum of product of the edges over all triangles in the network. Utilizing a complex number e.g.  $\mp i$ , as a label for describing the second type of relations in our heterogeneous network has some advantages which are listed as follows:

- Extension of structural balance Hamiltonian in this way makes it symmetrical to both type of real and imaginary edges.
- All types of triangles are equally weighted in the Hamiltonian, it means that they are treated homogeneously, or to put it simply no triangles are preferred over others.
- With this Hamiltonian the system moves towards reducing unbalanced triangles in the network and no matter if the final configuration is a mix of triangles which their edges belong to different conceptualizations of friendship and hostility.

At zero temperature the dynamic of Competitive Balance Model is aimed at minimizing tension and overwhelming one type of relations in the network (if the system is not trapped in jammed states). But thermal fluctuations prevent the tension from completely vanishing. In other words at nonzero temperature there is a competition between tendency to reach the state of balance, and to destroy the ordered balanced state owing to thermal fluctuation. When temperature is high enough the system is in a completely random configuration. On the other hand when temperature is low enough thermal fluctuation are not as much as to be able to take the system out of balanced state. It is interesting to know to what extent of temperature the system withstands thermal fluctuations and remains in the state of balance.

In this study we use ERGMs (exponential random graph models) to obtain Boltzmann probability density function in canonical ensemble which is defined as  $\mathcal{P}(G) \propto e^{-\beta \mathcal{H}(G)}$ , where  $\beta = 1/T$  and  $T$  is temperature [35].

## III. ANALYTICAL MEAN-FIELD SOLUTION

In this section we present a mean-field solution for Competitive Balance Model which provides analytical expressions for involved quantities describing the state of the system. we consider a fully connected graph in which everybody knows everyone else. Therefore we expect the accuracy of the mean-field approximation to be significantly increased for sufficiently large network sizes.

Let's start by calculating the mean of edges  $\langle \sigma_{ij} \rangle$ , which, in terms of statistical Mechanics is defined as follows:

$$\langle \sigma_{ij} \rangle = \sum_G \sigma_{ij} \mathcal{P}(G), \quad (2)$$

where  $\mathcal{P}(G) = e^{-\beta \mathcal{H}(G)} / \mathcal{Z}$  is the Boltzmann probability of a given micro-state  $G$  and  $\mathcal{Z}$  is the partition function of the system which is defined as  $\mathcal{Z} = \sum_G e^{-\beta \mathcal{H}(G)}$ , so we rewrite  $\langle \sigma_{ij} \rangle$  as below:

$$\langle \sigma_{ij} \rangle = \frac{1}{\mathcal{Z}} \sum_G \sigma_{ij} e^{-\beta \mathcal{H}(G)}. \quad (3)$$

In order to apply mean-field approximation we need to rewrite the Hamiltonian as  $\mathcal{H} = \mathcal{H}' + \mathcal{H}_{ij}$ , in which  $\mathcal{H}_{ij}$  includes all terms in the Hamiltonian which contain  $\sigma_{ij}$  and  $\mathcal{H}'$  is the remaining terms. Then  $\mathcal{H}_{ij}$  is :

$$-\mathcal{H}_{ij} = \Re \left[ \sigma_{ij} \sum_{k \neq i,j} \sigma_{jk} \sigma_{ki} \right] + \Im \left[ \sigma_{ij} \sum_{k \neq i,j} \sigma_{jk} \sigma_{ki} \right]. \quad (4)$$

So we rewrite the  $\langle \sigma_{ij} \rangle$  as follows:

$$\begin{aligned}
\langle \sigma_{ij} \rangle &= \frac{1}{\mathcal{Z}} \sum_G \sigma_{ij} e^{-\beta \mathcal{H}(G)} \\
&= \frac{1}{\mathcal{Z}} \sum_{\{\sigma \neq \sigma_{ij}\}} e^{-\beta \mathcal{H}'} \sum_{\{\sigma_{ij} = \pm 1, \mp i\}} \sigma_{ij} e^{-\beta \mathcal{H}_{ij}} \\
&= \frac{\sum_{\{\sigma \neq \sigma_{ij}\}} e^{-\beta \mathcal{H}'} \sum_{\{\sigma_{ij} = \pm 1, \pm i\}} \sigma_{ij} e^{-\beta \mathcal{H}_{ij}}}{\sum_{\{\sigma \neq \sigma_{ij}\}} e^{-\beta \mathcal{H}'} \sum_{\{\sigma_{ij} = \pm 1, \pm i\}} e^{-\beta \mathcal{H}_{ij}}} \quad (5) \\
&= \frac{\langle \sum_{\{\sigma_{ij} = \pm 1, \pm i\}} \sigma_{ij} e^{-\beta \mathcal{H}_{ij}} \rangle_{G'}}{\langle \sum_{\{\sigma_{ij} = \pm 1, \pm i\}} e^{-\beta \mathcal{H}_{ij}} \rangle_{G'}},
\end{aligned}$$

where  $\langle \dots \rangle_{G'}$  is the average over all configurations which do not contain edge  $\sigma_{ij}$ . Using mean-field approximation we expand the above fraction by replacing the edge variables with their averages. Also all correlation terms related to edge variables turns to be the product of their average in this approximation. For example if we name an edge variable  $X$  then by this approximation we have  $\langle XX \rangle = \langle X \rangle \langle X \rangle$ . Employing this method we estimate the above fraction. If we define  $p = \langle \sigma_{ij} \rangle$  and  $q = \langle \sigma_{ij} \sigma_{jk} \rangle = q_r + q_i$ , then we have:

$$p = \frac{\sinh \left( (n-2)(q_r + q_i) \right) + i \sinh \left( (n-2)(q_r - q_i) \right)}{\cosh \left( (n-2)(q_r + q_i) \right) + \cosh \left( (n-2)(q_r - q_i) \right)}, \quad (6)$$

in which real and imaginary part of  $p$  are as follows:

$$\begin{aligned}
p_r &\equiv \Re[p] = \frac{\sinh \left( (n-2)(q_r + q_i) \right)}{\cosh \left( (n-2)q_r \right) \cosh \left( (n-2)q_i \right)}, \\
p_i &\equiv \Im[p] = \frac{\sinh \left( (n-2)(q_r - q_i) \right)}{\cosh \left( (n-2)q_r \right) \cosh \left( (n-2)q_i \right)}.
\end{aligned} \quad (7)$$

As it can be seen from (7)  $\langle \sigma_{ij} \rangle$  is associated with in which:

$$\begin{aligned}
f(p, q; n, \beta) &= e^{2\beta(n-3)(q_r+q_i)+\beta(p_r+p_i)} + e^{-2\beta(n-3)(q_r+q_i)+\beta(p_r+p_i)} - 2e^{-\beta(p_r+p_i)} - e^{2\beta(n-3)(q_r-q_i)-\beta(p_r+p_i)} \\
&\quad - e^{-2\beta(n-3)(q_r-q_i)-\beta(p_r+p_i)} + 2e^{\beta(p_r+p_i)} + 2ie^{2\beta(n-3)q_r+\beta(p_r-p_i)} - 2ie^{2\beta(n-3)q_i+\beta(p_i-p_r)} \\
&\quad - 2ie^{-2\beta(n-3)q_i+\beta(p_i-p_r)} + 2ie^{-2\beta(n-3)q_r+\beta(p_r-p_i)} \\
&\quad , \\
g(p, q; n, \beta) &= e^{2\beta(n-3)(q_r+q_i)+\beta(p_r+p_i)} + e^{-2\beta(n-3)(q_r+q_i)+\beta(p_r+p_i)} + 2e^{-\beta(p_r+p_i)} + e^{2\beta(n-3)(q_r-q_i)-\beta(p_r+p_i)} \\
&\quad + e^{-2\beta(n-3)(q_r-q_i)-\beta(p_r+p_i)} + 2e^{\beta(p_r+p_i)} + 2e^{2\beta(n-3)q_r+\beta(p_r-p_i)} + 2e^{2\beta(n-3)q_i+\beta(p_i-p_r)} \\
&\quad + 2e^{-2\beta(n-3)q_i+\beta(p_i-p_r)} + 2e^{-2\beta(n-3)q_r+\beta(p_r-p_i)}.
\end{aligned} \quad (10)$$

Finally we have:

$$\begin{aligned}
q_r &\equiv \Re[q; n, \beta] = \frac{\Re[f(q, p; n, \beta)]}{g(q, p; n, \beta)} \\
q_i &\equiv \Im[q; n, \beta] = \frac{\Im[f(q, p; n, \beta)]}{g(q, p; n, \beta)}.
\end{aligned} \quad (11)$$

$\langle \sigma_{ij} \sigma_{jk} \rangle$ . Therefore derivation of  $q$  is needed to find  $p$ . Hence let us calculate  $\langle \sigma_{ij} \sigma_{jk} \rangle$ . For this purpose we need to rewrite Hamiltonian as  $\mathcal{H} = \mathcal{H}' + \mathcal{H}_{ijk}$  where  $\mathcal{H}_{ijk}$  is all terms in the Hamiltonian which contain  $\sigma_{ij}$  or  $\sigma_{jk}$  or both and  $\mathcal{H}'$  is the remaining terms. Therefore we have:

$$\begin{aligned}
-\mathcal{H}_{ijk} &= \Re \left[ \sigma_{jk} \sum_{\ell \neq i, j, k} \sigma_{j\ell} \sigma_{\ell k} \right] + \Im \left[ \sigma_{jk} \sum_{\ell \neq i, j, k} \sigma_{j\ell} \sigma_{\ell k} \right] \\
&\quad + \Re \left[ \sigma_{ki} \sum_{\ell \neq i, j, k} \sigma_{k\ell} \sigma_{\ell i} \right] + \Im \left[ \sigma_{ki} \sum_{\ell \neq i, j, k} \sigma_{k\ell} \sigma_{\ell i} \right] \\
&\quad + \Re(\sigma_{ij} \sigma_{jk} \sigma_{ki}) + \Im(\sigma_{ij} \sigma_{jk} \sigma_{ki}).
\end{aligned} \quad (8)$$

From statistical mechanics we have:

$$\begin{aligned}
\langle \sigma_{jk} \sigma_{ki} \rangle &= \frac{1}{\mathcal{Z}} \sum_G \sigma_{jk} \sigma_{ki} e^{-\beta \mathcal{H}(G)} \\
&= \frac{1}{\mathcal{Z}} \sum_{\{\sigma \neq \sigma_{ij}\}} e^{-\beta \mathcal{H}'} \sum_{\{\sigma_{ij}, \sigma_{jk} = \pm 1, \mp i\}} \sigma_{ij} \sigma_{jk} e^{-\beta \mathcal{H}_{ijk}} \\
&= \frac{\sum_{\{\sigma \neq \sigma_{jk}, \sigma_{ki}\}} e^{-\beta \mathcal{H}'} \sum_{\{\sigma_{jk}, \sigma_{ki} = \pm 1, \pm i\}} \sigma_{jk} \sigma_{ki} e^{-\beta \mathcal{H}_{ijk}}}{\sum_{\{\sigma \neq \sigma_{jk}, \sigma_{ki}\}} e^{-\beta \mathcal{H}'} \sum_{\{\sigma_{jk}, \sigma_{ki} = \pm 1, \pm i\}} e^{-\beta \mathcal{H}_{ijk}}} \\
&= \frac{\langle \sum_{\{\sigma_{jk}, \sigma_{ki} = \pm 1, \pm i\}} \sigma_{jk} \sigma_{ki} e^{-\beta \mathcal{H}_{ijk}} \rangle_{G'}}{\langle \sum_{\{\sigma_{jk}, \sigma_{ki} = \pm 1, \pm i\}} e^{-\beta \mathcal{H}_{ijk}} \rangle_{G'}}.
\end{aligned} \quad (9)$$

Similar to our previous calculations we have:

$$\langle \sigma_{jk} \sigma_{ki} \rangle \stackrel{MF}{\approx} \frac{f(p, q; n, \beta)}{g(p, q; n, \beta)},$$

As we expected the quantity  $q$ , named mean of two-stars

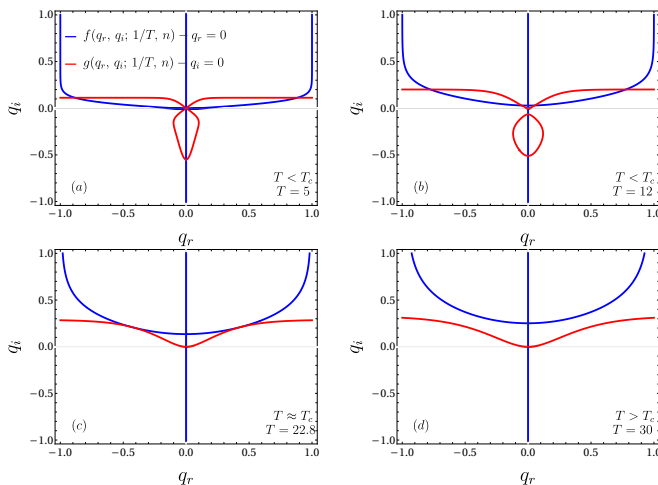


FIG. 1: Graphical representation of simultaneous solutions of eq.(11) in a complete graph with  $N = 64$  nodes for different temperature in  $(q_r, q_i)$  plane. Above critical temperature ( $T > T_c$ ) we just have one trivial solution. Far below critical temperature ( $T \ll T_c$ ) we have seven solutions. As we can see the number of solutions vary with temperature.

(having one node in common), has real and imaginary parts. We should solve these two above self-consistent equations simultaneously to find  $q_r$  and  $q_i$ .

Lets give more details to highlight the importance of this quantity: Mean of two-stars plays a key role in describing the state of the system. When temperature is high enough ( $T \gg T_c$ ) the stochastic behavior of the system overshadows the Competitive Balance Dynamics and the system does not reach the state of balance, so it remains in a random configuration and the mean of two-stars,  $(q)$ , gives zero value. On the other hand when temperature is low enough ( $T \ll T_c$ ) the stochastic behavior (thermal fluctuations) of the system is not as much as to be able to impact the dynamics of competitive balance. So we expect the system could reach the state of balance. Therefore, depending on weather the system is in paradise of real or imaginary link  $q$  is approximately  $+1$  and  $-1$  severally. So  $q$  is a good measure for describing the state of the system.

Fig. 1 represents the simultaneous solutions of (11) which are computed numerically in allowed ranges  $-1 < q_r < 1$  and  $-1 < q_i < 1$ . As it is shown in Fig. 1(d) for  $T > T_c$  we just have one solution,  $(q_r^*, q_i^*) = (0, 0)$ , which is equivalent to random configuration. At  $T \approx T_c = 22.8$  there are 3 intersection for our self consistent equations which two of them are tangent solutions. For  $T \ll T_c$  (Fig. 1.(a),(b)) there are 7 intersections. As we know from phenomenology of phase transitions having nonzero solutions at  $T = T_c$  (Fig.1.c) is a key feature of a first order phase transition. For discussing the stability of solutions in different temperatures we take a two-dimensional field with two components on the basis of our self consistent equations in  $(q_r, q_i)$  plane

which are defined as bellow:

$$\begin{cases} u_{q_r} = f(q_r, q_i; \beta, N) - q_r \\ v_{q_i} = g(q_r, q_i; \beta, N) - q_i. \end{cases}$$

Fig. 2 depicts the above two-dimensional vector field with (11)'s solutions for different temperatures. As it is illustrated for  $T \ll T_c$  we have 7 fix-points(Fig.2.a and Fig.2.b) which blue ones are stable(attractive) and red ones are unstable(repulsive). As temperature increases gradually all those unstable fixed-points which were very close to zero stable fix-point gently get away from it and go towards those stable fix-points which are in their vicinity. At  $T = 18.7$  (Fig. 2.c)two attractive and repulsive fix-points located on  $q_i$  axis are about to annihilate each other and disappear. At last very close to  $T_c$  at  $T = 22.7$ (Fig. 2.e) all nonzero remaining attractive and repulsive fix-points located in the first and second quarters of  $(q_r, q_i)$  plane are about to eliminate each other. from this point on we just have a single attractive fix-point which is the trivial solution of our self consistent equation (Fig. 2.f).

#### IV. SIMULATION AND COMPARISON WITH MEAN-FIELD SOLUTION

At first step we adopt a fully connected network with  $N = 64$  nodes and take three different initial conditions: (i) all edges are  $+1$  which correspond to the paradise of real interest or paradigm, (ii) all edges are  $-i$  which correspond to the paradise of the second paradigm and (iii) a quiet random initial condition. In the first two initial states all triangles are balanced and in the third one all edges are chosen completely random, so the total number of balanced and unbalanced triangles are equal. The system then is evolved through the Monte Carlo method and Metropolis wieght for a given temperature  $T$  as follows:

- In each update step we choose an edge randomly and flip it to the one of three other kinds with equal probability.
- The flip will be accepted if the total energy of the system is reduced, otherwise it will be accepted with probability  $e^{-\Delta E/kT}$ , In which  $\Delta E = E_f - E_i$  is the energy difference between final and initial states.
- We repeat these two above steps until the system reach the stationary state.

The value of energy over temperature has been depicted in Fig. 3.a where it has been compared with the analytic Mean-Field solution. As it can be seen the result of simulation is in good agreement with analytic solution. Mean field solution has unstable answers which apparently have no counterpart in simulations.

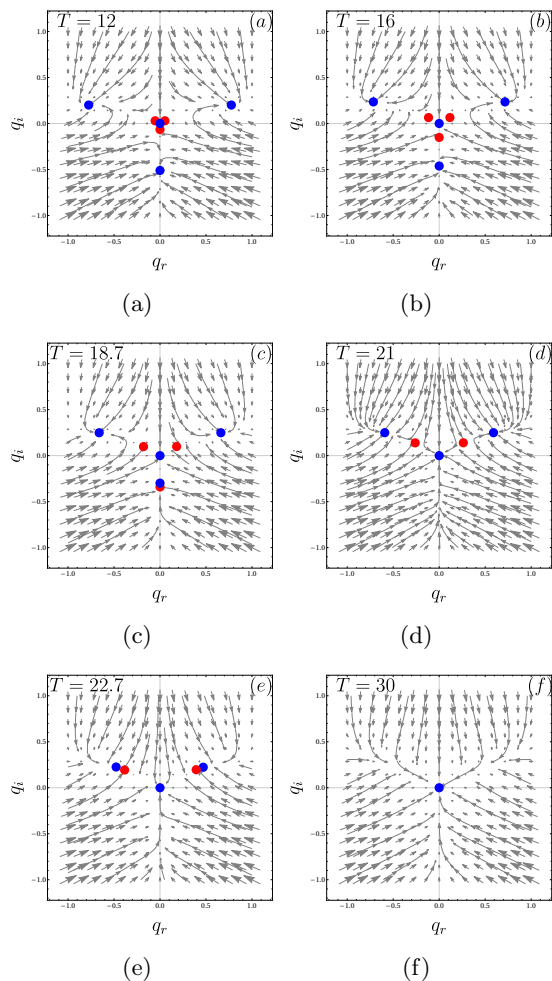


FIG. 2: Illustration of stable (blue dots) and unstable (red dots) fixed points for six different temperatures in a complete graph with  $N = 64$  nodes. Far below critical temperature those unstable fix-points which are close to zero stable fix-point gradually get away from the origin and as we get closer to critical temperature those unstable and stable fix-points which are gathered in one place annihilate each other. after critical point ( $T_C \approx 22.8$ ) we just have one stable fix point which represents random configuration

If we start from a completely balance initial condition (all +1 and all  $-i$ ) and increase temperature we observe a discrete phase transition at ( $T_c \approx 21$ ) which is slightly different from the mean-field prediction ( $T_c \approx 23$ ).

If we start with random initial condition in hot temperature and decrease temperature the transition occurs in colder temperature. So, in some senses the system has a hysteresis.

At each temperature, besides energy the value of  $q_r$  has been measured in simulation and the result has been depicted in Fig. 3.b. We again observe a good agreement between simulation and analytic solution.

Fig. 4.a and b represent the linear dependency of critical temperature on size of the network in Monte-Carlo simulation and mean-field solution with slope one. As we can see, both methods predict almost the same temper-

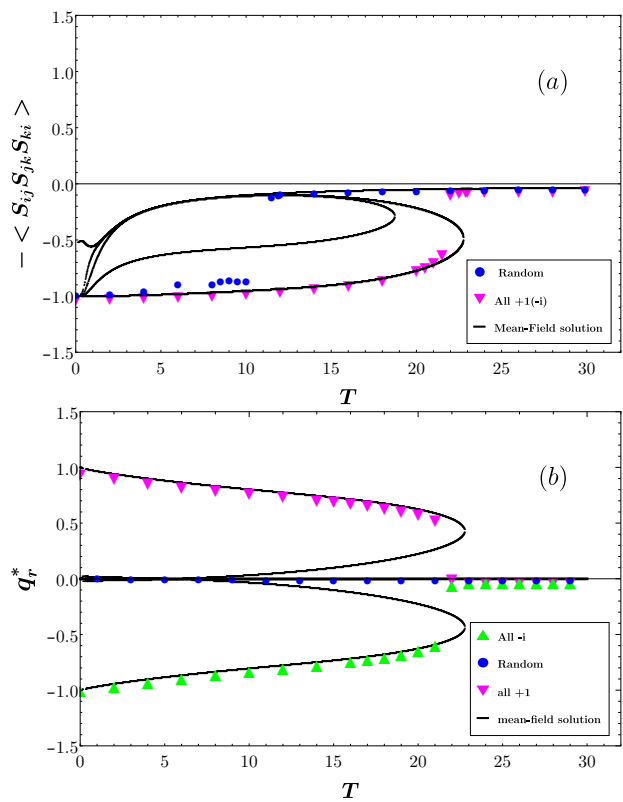


FIG. 3: Analogy between Monte-Carlo simulation results (dotted curves) and mean-field solution of competitive balance theory (solid curves) for different temperature. As it is obvious there is a good agreement between two methods.

ature for phase transition for different sizes of networks.

## V. CONCLUSION

It is an engrossing idea to explore the evolution of a heterogeneous signed network holding different conceptualizations of friendship and enmity. Taking this heterogeneity into account along with the tendency towards the state of balance, stemming from the Structural Balance Theory, leads to the formation of conflict of interests; which is an inseparable part of real social networks.

We have theoretically examined the idea of conflicting interests within the framework of Competitive Balance Theory in the presence of thermal fluctuations. Our analytic solution shows that the system observes a discrete transition over-temperature where symmetry between paradigms break and only one paradigm dominates the system.

We have shown that the average of the pairwise edges or correlations between edges is the suitable order parameters, exposing a first-order phase transition below which the symmetry between two kinds of balance is broken. Simulations are in good agreement with analytical solutions.

## VI. ACKNOWLEDGMENT

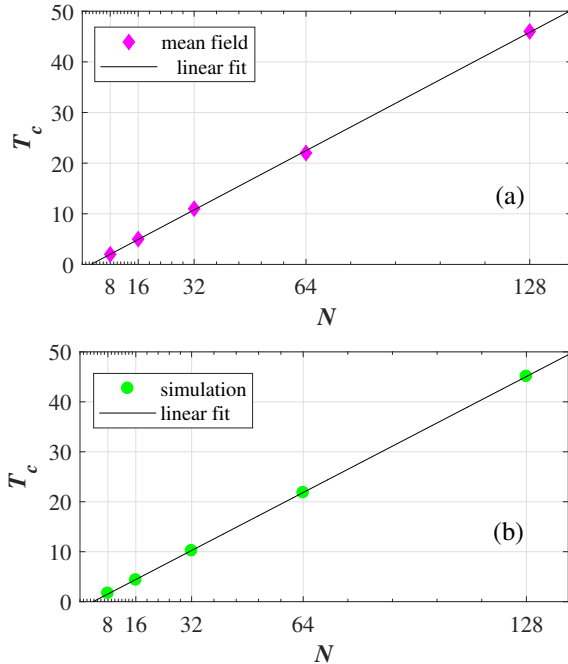


FIG. 4: Linear dependency of critical temperature on the size of network for Monte-Carlo simulation and mean-field solution.

We thank Amirhossein Shirazi for helpful discussion and Samin Tajik as well for reading and editing the manuscript. G.R.J. would like to express his special thanks of gratitude to Center of Excellence in Cognitive Neuropsychology.

- 
- [1] F. Oloomi, R. Masoumi, K. Karimiour, A. Hosseiny & G.R. Jafari *ArXiv:2001.04664* (2020).
- [2] F. Hassanibesheli, L. Hedayatifar, H. Safdari, M. Ausloos & G.R. Jafari, *Entropy* **19**(6), 246 (2017).
- [3] S. Sheykhal, A.H. Darooneh & G.R. Jafari, *Physica A* **548**, 123882 (2019).
- [4] A. Samin & M. C. Wilson, *Journal of Complex Networks* **6**, 566-595 (2018).
- [5] F. Heider, *J. Psychol.*, **21**, 107 (1946).
- [6] D. Cartwright & F. Harary, *Psychol. Rev.* **63**, 277 (1956).
- [7] T. Antal, P.L. Krapivsky, & S. Redner, *Phys. Rev. E* **72**, 036121 (2005).
- [8] K. Kułakowski, P. Gawroński, & P.Gronek, *International Journal of Modern Physics C* **16**, 707 (2005).
- [9] S.A. Marvel, J.M. Kleinberg, R.D. Kleinberg & S.H. Strogatz, *PNAS* **108** (2010).
- [10] J. Hart, *J. Peace Res.*, **11**, 229, (1974).
- [11] S. Galam, *Physica A*, **230**, 174, (1996).
- [12] A. Bramson, K. Hoefman, M. van den Heuvel, B. Vandermarliere, and K. Schoors, *Springer* **108**, (2017).
- [13] E. Estrada, *Discrete. Appl. Math.*, **268**, 70, (2019).
- [14] P. Singh, S. Sreenivasan, B. K. Szymanski, & G. Korniss, *Phys. Rev. E*, **93**, 042306 (2016).
- [15] M. Szell, R. Lambiotte, and S. Thurner, *PNAS* **107**, 13636 (2010).
- [16] C. Altafini, *PLoS one* **7**, e38135 (2012).
- [17] L. Hedayatifar, F. Hassanibesheli, A.H. Shirazi, S.V. Farahani & G.R. Jafari, *Physica A* **483**, 109-116 (2017).
- [18] M.J. Krawczyk, M. Wooszyn, P. Gronek, K.Kuakowski & J. Mucha, *Sci. Rep.* **9**, 11202 (2019).
- [19] T.M. Pham, I. Kondor, R. Hanel & S. Thurner, *Arxiv:2005.01815*, (2020).
- [20] S. Aref & Z. Neal, *Sci. Rep.* **10**, 1506 (2020).
- [21] M. Saeedian, N. Azimi-Tafreshi, G.R. Jafari & J. Kertesz, *Phys. Rev. E* **95**, 022314 (2017).
- [22] H. Saiz, J. Gmez-Gardees, P. Nuche, A. Girn, Y. Pueyo, & C. L. Alados, *Ecography* **40**, 733 (2017).
- [23] P.J. Gorski, K. Kulakowski, P. Gawronski & J. Holyst, *Sci. Rep.* **7**(1), 16047, 2017.
- [24] P.J. Gorski, K. Kulakowski, P. Gawronski & J. Holyst, *Sci. Rep.* **7**(1), 16047, 2017.
- [25] S.A. Marvel, S.H. Strogatz, & J.M. Kleinberg, *Phys. Rev. Lett.* **103**, 198701 (2009).
- [26] M.E.J. Newman, C. Moore, & D. J. Watts, *Phys. Rev. Lett.* **84**, 3201 (2000).
- [27] J. Park & M.E.J. Newman, *Phys. Rev. E* **72**, 026136 (2005).
- [28] S. N. Dorogovtsev, A.V. Goltsev, & J.F.F. Mendes, *Reviews of Modern Physics* **80**, 1275 (2008).
- [29] F. Rabbani, A.H. Shirazi & G.R. Jafari, *Phys. Rev. E* **99** (6), 062302 (2019).
- [30] A.M. Belaza, K. Hoefman, J. Ryckebusch, A. Bramson, M. van den Heuvel, and K. Schoors, *PLoS ONE* **12**, 0183696 (2017).
- [31] A. M. Belaza, J. Ryckebusch, A. Bramson, C. Casert, K. Hoefman, K. Schoors, M. van den Heuvel, and B. Vandermarliere, *Physica A*, **518**, 270 (2019).
- [32] G. Cimini, T. Squartini, F. Saracco, D. Garlaschelli, A. Gabrielli & G. Caldarelli, *Nat. Rev. Phys.*, **1**, 58 (2019).
- [33] A. Kargaran, M. Ebrahimi, M. Riazi, A. Hosseiny & G.R. Jafari, *Phys. Rev. E* **102**, 012310 (2020).

- [34] E. Estrada and M. Benzi, *Phys. Rev. E*, **90**, 042802 (2014).
- [35] D. Lusher, J. Koskinen & G. Robins, *Cambridge University Press* (2013).
- [36] R. Axelrod, L. Tesfatsion, 2006. Handbook of Computational Economics Vol.2: Agent-Based Computational Economics Ed. L. Kenneth, K. L. Judd, L. Tesfatsion North-Holland, Amsterdam.